



basic education

Department:
Basic Education
REPUBLIC OF SOUTH AFRICA

IIMVAVANYO ZONYAKA NONYAKA KUZWELONKE

IBANGA 1

ISIXHOSA ULWIMI LWASEKHAYA

ULUHLU 1: 2012 IPHEPHA ELINGUMZEKELO

Isikhokelo sokusebenzisa imizekelo ka-ANA

1. Umbono jikelele

Uvavanyo lonyaka nonyaka(ANA)luvavanyo oludibeneyo lolwazi nezakhono ezifanele ukuphuhlisa, kubafundi bebanga lo-l ukuya kwele-6 kunye nele-9.Ukuncedisana novavanyo oluqhutywa esikolweni nokuqinisekisa ukuba abafundi bazithemba ngokwaneleyo ukuze bathathe inxaxheba ngempumelelo kwiimviwo zangaphandle,uluhlu lootitshala kunye neencutshe kwizifundo bavelise iimvavanyo eziyimizekelo ezinokusetyenziswa ngootitshala kwizifundo zoLwimi Lwasekhaya neMathematika.Unikwe imibuzo yemizekelo yemvavanyo ethatyathwe kumsebenzi wesikolo wonyaka wekharithulam ukusuka kwikota yokuqala,eyesibini neyesithathu,kunye nesiboniso esipheleleyo sovavanyo(ANA) sebanga ngalinye.Imizekelo yovavanyo equka nesiboniso esipheleleyo soviwo zongeza kuvavanyo oluqhubekayo esikolweni olwenziwa qho kubafundi nekufuneka lungayekwa.

2. Unxulumano namanye amacebiso okufunda nokufundisa

Ngenxa yokubaluleka kokudibanisa eyindlela yokufundisa,eminye imibuzo ekwimizekelo yeemvavanyo inxulunyaniswe neNcwadi Zomsebenzi ngokwamabanga .Imizekelo yeemvavanyo ilinganiswe neemfuno zekharithulam,kusetyenziswe amaxwebhu ekharithulam i-National Curriculum Statement Grades R-12(NCS) ne-Curriculum and Assessment Policy Statements (CAPS) kumabanga ngamabanga,kusetyenziswe nendlela yokuhlola esemthethweni (National Protocol for Assessment).La maxwebhu ewonke kunye nalawo isikolo siwanika utitshala ukuze enze amacebiso angawo okunceda utitshala xa elungiselela izifundo kwakunye naxa esenza uvavanyo olusesikweni.

3. Unxulumano nezinye izixhobo zokufunda nokufundisa

Ukuze kubekho unxulumano olufanelekileyo, eminye imizekelo yezicatshulwa nemibuzo idityaniswe kwiincwadi zokusebenzela zamabanga ngamabanga ezingqale kumgangatho wabafundi. Le mizekelo ilungelelanisiwe ukuze iqwalasele iifuneko zeNkcazelo yeKharithulam yeSizwe yamananga R ukuya ku 12 (NCS),iinjongo zekharithulam,iNkcazelo yePolisi yeKharithulam enxulumene namabanga abafundi kunye nendlela yokuhlola esemthethweni. Yonke le miqulu kwakunye neminye imiqulu enokufumaneka esikolweni izizixhobo ezingundoqo ezinokusetyenziswa ukuncedisa ootitshala njengoko bequlunqa izifundo belawula nohlolo olungundoqo (uhlolo olukhulisayo).

4. Isetyenziswa njani imizekelo yovavanyo

Nangona imizekelo yovavanyo yebanga ngalinye nesifundo ngasinye yenziwe yaza yadityaniswa, utitshala akanyanzelekanga ukuba abafundi abaphendulise ngexesha elinye. Utitshala makakhethe umzekelo onombuzo onxulumene nesifundo asilungiseleleyo. Imibuzo ekhethwe kumzekelo vavanyo okanye iqela lemibuzo enokuphenduleka ngexesha elinye ingasetyenziswa ngokuye kukhula ukufunda nokufundisa ngolu hlobo:-

4.1 Ekuqaleni kwesifundo, njengovavanyo lokuqonda nokwahlula izinto abafundi abakwazi ukuzenza/abazaziyo nezo bangakwazi ukuzenza/bangazaziyo.Ukuqonda lo mahluko kukhokhelela ekubeni abafundi bacoselelwe ukufundiswa nokuze kwakhiwe izifundo ezilungele ukulungisa ezo ngxaki banazo baze baphucule.Olu vavanyo lokuqonda lungenziwa umsebenzi wasekhaya ukonga ixesha.

4.2 Kwisifundo phakathi, uvavanyo olucwangcisiweyo lusetyenziswa ukuvavanya ukuba ulwazi nezakhono zabafundi ziyaphuhla na.Njengoko isifundo siqhuba lukwasetyenziswa ukuvavanya nokuqinisekisa ukuba akukho mfundi ushiyekayo kwisifundo.

4.3 Ukugqibezela isifundo okanye iqela lezifundo uvavanyo oludityanisiweyo luyenziwa ukuvavanya ukuba abafundi bayaqonda kwaye bayakwazi ukusebenzisa ulwazi nezakhono abazifumene kwizifundo. Inkcaza yokuba abafundi baqhube njani mabayinikwe ngoko nangoko, ngelo xesha utitshala wenza isigqibo ngeendawo ezifuna ukuphindwa kwisifundo okanye kwizifundo ukuncedisa ulwazi okanye izakhono ezingaphuhlanga.

4.4 Kuwo onke la manqanaba makusetyenziswe iindlela ngeendlela zokubuza, umz.indlela yokuphendula ngokukhetha kwiimpindulo azinikiweyo, imibuzo efuna impindulo yakhe, imibuzo efuna impindulo emfutshane, njalo-njalo.

Nangona uvavanyo lokufumana ukuqonda novavanyo lokwakha ulwazi lusenokuba lufutshane ngokwemibuzo, uvavanyo oludityanisiweyo lunokuquka imibuzo emininzi kuxhomekeka kumsebenzi osele wenziwe. Okubalulekileyo kukuqinisekisa ukuba abafundi baqhelaniswa nendlela yokuphendula uvavanyo olupheleleyo olufana novavanyo lukazwelonke lonyaka nonyaka (ANA).

5. Memorandam okanye iindlela zokuphendula.

Umzekelo wendlela yokuphendula okanye iimpindulo ezilindelekileyo zilungiselelwe kumzekelo wovavanyo. Ootitshala mabakhumbule ukubaimemorandam ayiniki mpendulo igqibeleleyo, Imemorandam inika nje kuphela iimpindulo ezilindelekileyo, ngoko utitshala angamnika umfundi amanqaku ngeempindulo ezahlukeneyo, ezivumelekileyo ezinikwe ngabafundi.

6. Ukugutyungelwa kwekharithulam

Kunyanzelekile ukuba ikharithulam igutyungelwe yonke kwibanga ngalinye. Imizekelo yovavanyo yebanga ngalinye ayimeli ikharithulam, ikhupha nje iisampula zovavanyo lolwazi nezakhono ezibalulekileyo kwaye zezomsebenzi wekota yokuqala ukuya kweyesithathu yonyaka Isantya sokusebenza somsebenzi ekufuneka wenziwe sinikezelwe kumaxwebhu ekharithulam (CAPS DOCUMENTS).

7. Ukuphetha

Injongo yeSebe leMfundo kukuphucula nokwakha ezona zisekelo zibalulekileyo, ukufunda nokubala kwabafundi. Uvavanyo lonyaka nonyaka sesinye sezixhobo iSebe leMfundo eisebenzisa ukuqaphela ukuba umgangatho wabafundi uyonyuka, uhleli ndawonye okanye uyehla. Izithili nezilokolo kulindeleke ukuba zancedise ootitshala kwaye zidlulise amacebo aluncedo ukuphucula ukufunda nokufundisa ezikolweni. Ngokusebenzisa imizekelo yokuvavanya njengalinye icebiso lokufundisa, ootitshala baza kunceda abafundi baqhelane neendlela nobuchule bokuvavanya. Ukusetyenziswa kwale mizekelo kuya kunceda abafundi bafumane ulwazi olufanelekileyo baze baphuhlise nezakhono ezinxulumene nokufunda ukuze baphucule kuvavanyo lukazwelonke olulandelayo.

1.1 Tshatisa umfanekiso negama usebenzisa umgca.



itafile



ucango




isitulo

1.2 **Biyela impendulo efanekileyo.**

Ucango

I festile

Udonga



1.3 **Gqibezela esi sivakalisi silandelayo.**



Ndibona i...

1.4 Beka u-X ecaleni kwempendulo efanekileyo.



Ndifunda ...

A ipeni


B ucango

C incwadi

D isitulo

1.5 Krwelela impendulo efanekileyo.



Olu phawu  luthetha ukuba
mandihlale/ mandime.

2.1 Bhala ngokucacileyo phezu kwamachokoza ukugqibezela ipatheni.



2.2 Gqibezela le patheni ilandelayo.



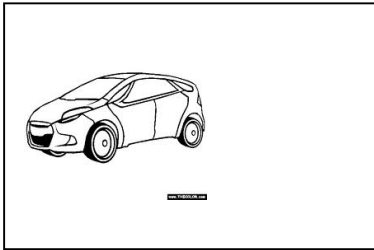
2.3 Khuphela le patheni ilandelayo.



2.4 Zoba ipatheni oyithandayo kule bhokisi ilandelayo.



3.1 **Biyela impendulo efanekileyo ehambelana nomfanekiso.**



Le ...

A yihagu

B yinj a

C yikati

D yimoto

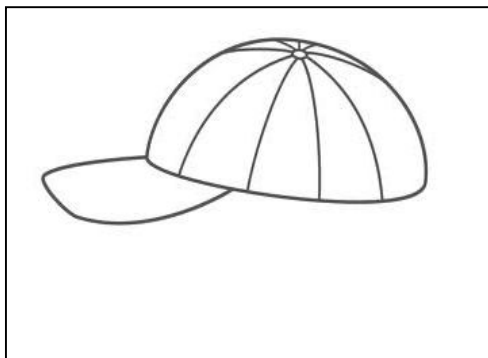
3.2 **Khetha igama elifanelekileyo kwibhokisi ukugqibezela isivakalisi.**

tata	mama	bhuti
------	------	-------

Lo ngu ...



3.3 **Bhala igama elichaza lo mfanekiso.**




.....

4.1 **Fakela isandi esishiyiweyo ukugqibezela igama.**



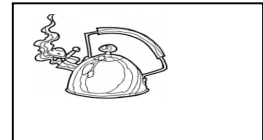
i...ati



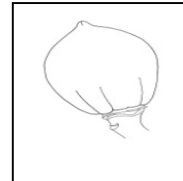
i...ada

4.2 Tshatisa igama nomfanekiso usebenzisa umgca.

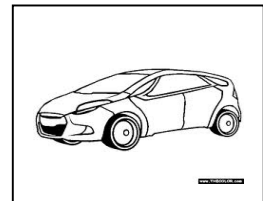
ipopo




imoto



itipoti



4.3 Bhalal igama elichaza umfanekiso.



.....


5.1 **Biyela isandi esifana nesisekuqaleni.**

b	p	d	g	b
---	---	---	---	---

5.2 **Fakela isandi esishiyiweyo ukwakha amagama.**



i...awusi



i...ada

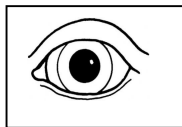
5.3 **Tshatisa isandi negama.**

c idami

y icici

d iyoyo

6.1 **Fakela isandi esishiyiweyo ekugqibeleni kwegama.**




I li-o

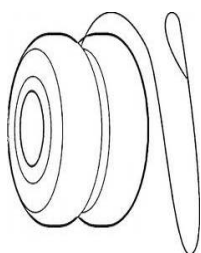


I -i

6.2 **Tshatisa igama nomfanekiso usebenzisa umgca.**



I yoyo




I j agi

6.3 **Yakha amagama aqala ngezi zandi:**

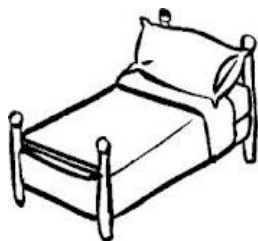
I bh.....

I m.....

6.4 **Bhala amagama ahambelana nalemifanekiso**



.....



.....