2017

NATIONAL SENIOR CERTIFICATE

SCHOOL PERFORMANCE REPORT

SHAPING FREEDOM THROUGH EDUCATION

basic education
Department:
Basic Education
REPUBLIC OF SOUTH AFRICA

Read to Lead
A Reading Nation is a Leading Nation

CELEBRATING
OR TAMBO
100 YEARS

THE 2017 NATIONAL SENIOR CERTIFICATE

SCHOOLS PERFORMANCE REPORT

TABLE OF CONTENT

	FOREWORD	3
1.	INTRODUCTION	5
4.	SUMMARY OF SCHOOL PERFORMANCE	6
5.	SCHOOLS THAT ACHIEVED A 100% PASS RATE FROM 2013 TO 2017	7
6.	SCHOOLS THAT PERFORMED BELOW 40% OVER A FIVE YEAR PERIOD	14
7.	Provincial pass rate in 2017	16
8.	INDIVIDUAL SCHOOL RESULTS PER PROVINCE IN 2017	17
	Eastern Cape	17
	Free State	58
	Gauteng	68
	KwaZulu-Natal	107
	Limpopo	155
	Mpumalanga	205
	North West	229
	Northern Cape	247
	Western Cape	253

FOREWORD

The great gains of the democratic era underscore an improving education system determined to ensure quality in basic education, enhance teaching and learning standards and carefully measure progress over time. The cornerstone of this determination has been an unwavering goal to benefit the children of South Africa with knowledge and skills that translate into economic freedom within a democratically transformed society, so that they can respond to the modern challenges of the Fourth Industrial Revolution. Hence, the Government of the Republic of South Africa regards the provision of quality, basic education that is, free of discrimination, as its apex priority. This is advanced by clearly articulated milestones in the *National Development Plan (NDP) Vision 2030: Our future – Make it work*. There is a clear mandate from the NDP for the education department to direct that the standards of education provision, delivery and performance of learners be monitored and evaluated annually, or at other specified intervals, with the object of assessing progress in compliance with the provisions of the Constitution and with national education policy. In this regard, the outcome of the National Senior Certificate (NSC) has since its introduction in 2008, been regarded as key indicator of the system's progress.

I am honoured to release the 2017 National Senior Certificate (NSC) School Performance Report which reflects the achievement of schools offering Grade 12 over a 3-year period. Six thousand, eight hundred and five (6805) centres participated in the 2017 NSC examination and the majority of these examination centres are public schools.

The improved 2017 NSC result is a celebration of the concerted and collective efforts of the key educational component of learner, teacher and system, working as a coherent sector. It is highly welcomed, though not unexpected, that a significant number of schools in provinces within traditional, rural communities improved their results. The 2017 results provide further evidence that the intensive support provided to low under performing provinces in 2016 have borne fruit. This is a testament that Government's pro-poor policies are working. We continue to see significant gains in the margins of improvement among quintile 1 to 3 schools which points towards an average annual increase in black African high-level achievers since 2008. Many of these learners come from historically disadvantaged schools. Notwithstanding the systemic gains of the NSC, we remain concerned that in predominantly urban provinces, the gains in our top-end schools are below expectations.

In 2017, high quality systems and processes in provinces ensured that stipulated preconditions were stringently met by all schools and that candidate data was tracked and monitored throughout the year. By tracking progress against the three indicators directly linked to the promotion of excellence and scarce skills in Grade 12 examinations in Action Plan to 2019: *Towards the realization of Schooling 2030,* I remain encouraged by the continued increase in the number of Grade 12 learners qualifying for Bachelor level passes each year and remain confident that these increases will make it possible for the sector to achieve the target of 75% of youths obtaining an NSC from a school by 2029.

I appreciate and acknowledge the hard work, sacrifice and sheer effort made by our teachers, learners, parents, guardians, school managers, district and provincial officials and wider school communities who heeded our call to support the sector's commitment to improve the quality of teaching and learning and learner attainment.

In 2017 there was increased investment in the sector to harness the participation of school communities in the strategic interventions that were driven by the 2017 NSLA that aimed to align the key national and provincial interventions, and to add value to teaching and learning in our schooling sector. As in 2016, targeted and focused interventions to improve learner performance in eleven (11) high enrolment subjects were implemented across all nine provinces in 2017. These were focused on underachieving schools, schools with more than 100 learners in high risk subjects, schools with novice Grade 12 teachers, and schools with high numbers of progressed learners. There were also targeted interventions for high achievers to enhance the quality of their performances in the final examinations. Provinces and districts intensified monitoring of the differentiated subject interventions throughout the year to ensure optimal participation, and quality of input over adequate timeframes, to enable accountability among all stakeholders responsible for operationalizing the 2017 NSLA. Consequently, four hundred and ninety seven (497) schools obtained a 100% pass rate, two thousand nine hundred and fifty nine (2959) schools obtained between 80—100% and 2083 achieved between 60 and 79.9%. However, the 597 schools that did not achieve the targets set in 2017 will be supported to identify the barriers to attaining these targets and to set new milestones in the academic year that lies ahead.

MRS AM MOTSHEKGA, MP
MINISTER OF BASIC EDUCATION
04 JANUARY 2018

1. INTRODUCTION

The overall results of the 6805 schools that participated in the 2017 NSC examination in the country are packaged into a national report which allows school managers and all officials based either at the national, provincial and district levels, that are responsible for the effective management of schools to analyse the learner performance data presented. The school level data can be located within each of the 70 districts and represents the number of candidates who wrote the examination and the number that obtained the NSC this year. Every school community is encouraged to engage actively with the data so that each is able to reflect on their performance in the 2017 NSC examination and evaluate it against previous years' to gauge progress made and to consider enhancements that can be phased in to achieve concrete and measurable improvements in the new academic year. In addition, schools that are in the same quintile can also compare their historic performance to that of other schools in the same quintile over the last three years to establish if the inputs made by the education system have translated into better performance and a motivated school community.

This Schools Performance Report should be read together with the following three complementary reports on the 2017 National Senior Certificate published by the Department of Basic Education:

a) The 2017 National Senior Certificate Examination Report;

b) National Subject Report which provides the results of selected subjects, per individual school, and

c) National Diagnostic Report which analyses learner-performance in the gateway subjects, and the 11 Home Languages and identifies areas of poor performance and recommends appropriate remedial measures in each of the subjects.

Together, these four reports provide an overall evaluation of learner, subject, and schools' performances in the 2017 NSC.

2. SCOPE OF THE SCHOOL PERFORMANCE REPORT

This report presents data on the performance of all schools that wrote the 2017 NSC Examination, including public schools, special and independent schools. It also provides data on the overall performance of all these schools over a three-year period so that a school is able to measure and track its performance over the last three years.

2017 marks the fourth year of a CAPS-aligned NSC Examination, which means that schools can compare their historic performance in a stabilising curriculum and assessment policy framework. This will help them to establish if they too have reached stability in terms of effective implementation of the intended curriculum.

This report details the number of candidates that wrote the examination, the number of candidates that achieved the NSC and the pass percentage in every school, over the last three years. It also provides a list of schools that obtained 100% and those that obtained below 40% over a period of five years respectively.

4. SUMMARY OF SCHOOL PERFORMANCE

Provinces		Total Number of schools	0- 19.9%	20-39.9%	40-59.9%	60-79.9%	80-100%	Exactly 0%	Exactly 100%
Eastern Cape	Number	911	28	135	225	285	238	2	34
	%		3.1	14.8	24.7	31.3	26.1	0.2	3.7
Free State	Number	324	0	2	10	57	255		48
	%		0	0.6	3.1	17.6	78.7	0.0	14.8
Gauteng	Number	874	2	2	35	217	618	1	138
	%		0.2	0.2	4.0	24.8	70.7	0.1	15.8
KwaZulu-Natal	Number	1754	42	153	336	565	658	5	109
	%		2.4	8.7	19.2	32.2	37.5	0.3	6.2
Limpopo	Number	1396	35	164	383	434	380	1	36
	%		2.5	11.7	27.4	31.1	27.2	0.1	2.6
Mpumalanga	Number	551	0	18	88	203	242		18
	%		0.0	3.3	16.0	36.8	43.9	0.0	3.3
North West	Number	411	1	6	40	139	225		30
	%		0.2	1.5	9.7	33.8	54.7	0.0	7.3
Northern Cape	Number	139	1	2	22	53	61		9
	%		0.7	1.4	15.8	38.1	43.9	0.0	6.5
Western cape	Number	445	0	6	27	130	282		75
	%		0.0	1.3	6.1	29.2	63.4	0.0	16.9
National	Number	6805	109	488	1166	2083	2959	9	497
	%		1.6	7.2	17.1	30.6	43.5	0.1	7.3

5. SCHOOLS THAT ACHIEVED A 100% PASS RATE FROM 2013 TO 2017

Number of Schools that achieved a 100% pass rate for a five year period.	
Province Name	No of Schools
Eastern Cape	8
Free State	13
Gauteng	35
Kwazulu-Natal	17
Limpopo	2
Mpumalanga	2
North West	4
Northern Cape	2
Western Cape	32
National	115

EASTERN CAPE												
District Name	EMIS No	Centre_No	CentreName	Quintile	Wrote 2013	Wrote 2014	No Progressed 2015	Wrote 2015	No Progressed 2016	Wrote 2016	No Progressed 2017	Wrote 2017
BUFFALO CITY	200200035	4181004	BEACONHURST SCHOOL	5	46	47	0	62	0	54	0	47
BUFFALO CITY	200200088	4181009	CLARENDON GIRLS HIGH SCHOOL	5	142	147	0	141	0	143	0	141
BUFFALO CITY	200200300	4191029	KINGSRIDGE HIGH SCHOOL	5	90	92	0	88	0	92	0	78
BUFFALO CITY	200200359	4181026	LILYFONTEIN SCHOOL	5	25	26	0	27	0	26	0	24
CHRIS HANI WEST	200600694	4071030	QUEENSTOWN GIRLS HIGH SCHOOL	5	90	103	0	101	0	100	0	101
SARAH BAARTMAN	200101041	4232037	GLOBAL LEADERSHIP ACADEMY		35	37	0	39	0	44	0	41
SARAH BAARTMAN	200100315	4231006	HOeRSKOOL MC LACHLAN	4	23	19	0	24	0	30	0	23
SARAH BAARTMAN	200100820	4211021	VICTORIA GIRLS HIGH SCHOOL	5	82	84	0	83	0	69	0	82

FREE STATE												
District Name	EMIS No	Centre_No	CentreName	Quintile	Wrote 2013	Wrote 2014	No Progressed 2015	Wrote 2015	No Progressed 2016	Wrote 2016	No Progressed 2017	Wrote 2017
Fezile Dabi	441811277	3202011	HEILBRON CS	5	46	40	0	27	0	29	0	36
Lejweleputswa	440808296	3181005	BULTFONTEIN CS	5	23	17	0	30	0	27	0	22
Lejweleputswa	442008297	3181010	HOOPSTAD CS	5	20	25	0	22	0	18	0	20
Motheo	440304223	3171012	CHRISTIAN BROTHERS COLLEGE CI/S		29	24	0	26	0	32	0	27
Motheo	440304210	3171017	EUNICE SS	5	185	177	0	174	0	164	0	165
Motheo	440303189	3171030	JIM FOUCHE SS	5	200	202	0	185	0	158	0	169
Motheo	442607292	3173011	LADYBRAND SS	5	55	63	0	68	1	68	0	72
Motheo	440304221	3171066	ST ANDREW`S CS	5	53	60	0	60	0	61	0	58
Motheo	440304222	3171068	ST MICHAEL`S CS	5	49	55	0	57	0	55	0	55
Thabo Mofutsanyana	443410330	3194015	REITZ CS	5	34	30	0	42	0	31	0	30
Thabo Mofutsanyana	444510260	3194018	VREDE CS	4	20	26	0	29	0	24	0	21
Xhariep	442104209	3161015	JACOBSDAL LANDBOUSKOOL	5	64	62	1	68	0	48	0	56
Xhariep	440203200	3161031	PELLISSIER CS	3	16	14	2	11	0	20	0	11

GAUTENG												
District Name	EMIS No	Centre_No	CentreName	Quintile	Wrote 2013	Wrote 2014	No Progressed 2015	Wrote 2015	No Progressed 2016	Wrote 2016	No Progressed 2017	Wrote 2017
EKURHULENI NORTH	700310383	8310383	KATHSTAN COLLEGE		19	22	0	22	0	16	0	14
EKURHULENI NORTH	700261727	8261727	MARANATHA CHRISTIAN		42	50	0	53	0	62	0	63
EKURHULENI NORTH	700260596	8260596	WINDSOR HOUSE ACADEMY		17	24	0	14	0	6	0	16
GAUTENG EAST	700400062	8400062	DIE HEUWEL CHRISTIAN SCHOOL		6	4	0	7	0	2	0	1
GAUTENG EAST	700310359	8310359	HOERSKOOL STOFFBERG	5	146	129	0	104	0	97	0	130
GAUTENG EAST	700350504	8350504	SPRINGS MUSLIM SCHOOL		19	21	0	24	0	19	0	18
GAUTENG WEST	700252346	8252346	AZAADVILLE MUSLIM SCHOOL		31	37	0	40	0	34	0	28
GAUTENG WEST	700250266	8250266	HOERSKOOL NOORDHEUWEL	5	290	252	0	281	1	270	0	285
GAUTENG WEST	700270488	8270488	RANDFONTEIN HIGH SCHOOL	5	170	175	12	185	0	200	0	194

GAUTENG												
District Name	EMIS No	Centre_No	CentreName	Quintile	Wrote 2013	Wrote 2014	No Progressed 2015	Wrote 2015	No Progressed 2016	Wrote 2016	No Progressed 2017	Wrote 2017
GAUTENG WEST	700400365	8400365	RANDVIEW COLLEGE		8	7	0	15	0	10	3	17
JOHANNESBURG EAST	700130187	8130187	BETH JACOBS GIRLS HIGH SCHOOL		14	8	0	10	0	7	0	11
JOHANNESBURG EAST	700400336	8400336	PRIDE LEARNING ACADEMY		17	21	0	11	0	21	1	15
JOHANNESBURG EAST	700131482	8131482	SHAREI TORAH		3	9	0	10	0	8	0	6
JOHANNESBURG EAST	700131672	8131672	THE TORAH ACADEMY PRIMARY AND HIGH SCHOO		16	18	0	19	0	18	0	15
JOHANNESBURG EAST	700133223	8133223	UNITED CHURCH PREPARATORY SCHOOL		39	30	2	34	0	25	0	34
JOHANNESBURG NORTH	700150623	8150623	HOERSKOOL LINDEN	5	119	138	0	144	0	147	0	116
JOHANNESBURG NORTH	700130971	8130971	MCAULEY HOUSE SCHOOL		53	58	0	63	1	62	0	58
JOHANNESBURG NORTH	700400136	8400136	SAMA HIGH SCHOOL		32	32	0	30	0	28	0	24
JOHANNESBURG NORTH	700132811	8132811	UJ METROPOLITAN ACADEMY	5	88	89	0	95	0	94	0	95
JOHANNESBURG SOUTH	700400028	8111906	AL-AQSA SCHOOL		98	104	0	97	0	95	0	96
JOHANNESBURG SOUTH	700111922	8111922	GIBSON PILLAY LEARNING ACAD		32	25	0	24	0	22	0	29
JOHANNESBURG SOUTH	700330894	8330894	JOHWETO COMBINED SCHOOL		8	9	0	11	9	12	0	11
JOHANNESBURG WEST	700400311	8400311	BRIDGEWAY CHRISTIAN SCHOOL		6	8	0	9	0	6	0	5
TSHWANE NORTH	700220137	8220137	GEREFORMEERDE SKOOL DIRK POSTMA		17	20	0	28	0	20	0	23
TSHWANE NORTH	700230391	8230391	IONA CONVENT		29	55	0	47	0	39	0	45
TSHWANE NORTH	700241471	8241471	TSHWANE CHRISTIAN SCHOOL		24	24	0	24	0	25	0	20
TSHWANE SOUTH	700230110	8230110	AFRIKAANSE HOER MEISIESKOOL	5	196	184	0	197	0	208	0	187
TSHWANE SOUTH	700400125	8400125	AL GHAZALI		22	19	0	21	0	13	0	17
TSHWANE SOUTH	700231571	8231571	CENTRAL ISLAMIC SCHOOL		28	35	0	19	0	31	0	17
TSHWANE SOUTH	700220582	8220582	CORNERSTONE COLLEGE SEC SCHOOL		146	131	0	143	0	144	0	112
TSHWANE SOUTH	700210187	8210187	HOERSKOOL GARSFONTEIN	5	376	367	0	350	1	350	0	321

GAUTENG												
District Name	EMIS No	Centre_No	CentreName	Quintile	Wrote 2013	Wrote 2014	No Progressed 2015	Wrote 2015	No Progressed 2016	Wrote 2016	No Progressed 2017	Wrote 2017
TSHWANE SOUTH	700210245	8210245	HOERSKOOL WATERKLOOF	5	312	297	0	341	0	325	0	339
TSHWANE SOUTH	700231043	8231043	LORETO CONVENT SCHOOL		72	70	0	76	0	52	0	60
TSHWANE SOUTH	700212241	8212241	THE WAY CHRISTIAN SCHOOL		9	15	0	9	0	13	0	10
TSHWANE SOUTH	700400140	8400140	TUKSSPORT HIGH SCHOOL		58	31	0	44	0	48	0	51

KWAZULU-NATAL												
District Name	EMIS No	Centre_No	CentreName	Quintile	Wrote 2013	Wrote 2014	No Progressed 2015	Wrote 2015	No Progressed 2016	Wrote 2016	No Progressed 2017	Wrote 2017
AMAJUBA	500169090	5213242	ISLAMIC COLLEGE NEWCASTLE		6	5	8	9	0	6	0	9
KING CETSHWAYO	500275243	5113465	ST CATHERINES H		20	25	0	14	1	20	0	11
PINETOWN	500183853	5412234	KWATHINTWA SCHOOL FOR THE DEAF		5	5	0	5	0	8	0	2
PINETOWN	500328412	5412422	MOUNT EDGECOMBE PRIVATE		13	20	1	15	0	6	1	11
PINETOWN	500274133	5412122	RACING & EQUESTRIAN ACADEMY		9	6	0	3	0	2	0	6
PINETOWN	500407555	5412127	STAR COLLEGE		117	84	0	94	0	106	0	75
PINETOWN	500295889	5412133	WESTVILLE GIRLS H	5	230	231	225	225	0	226	0	220
UMGUNGUND-LOVU	500325968	5311222	MARITZBURG MUSLIM		60	62	0	53	0	58	0	52
UMLAZI	500187368	5411201	AL-FALAAH COLLEGE		86	79	0	68	0	71	0	73
UMLAZI	500119917	5411211	DANVILLE PARK GIRLS` H	5	191	148	0	132	0	156	0	128
UMLAZI	500125245	5411110	DURBAN GIRLS` H	5	291	252	0	226	0	218	4	236
UMLAZI	500114515	5411108	EDEN COLLEGE DURBAN		38	34	0	34	0	44	0	35
UMLAZI	500413993	5411114	IHSAAN GIRLS` COLLEGE		57	50	0	41	0	37	0	27
UMLAZI	500207681	5411415	MENZI H	4	138	162	1	158	10	56	17	126
UTHUKELA	500268176	5211226	SIRAATUL HAQ ISLAMIC		22	23	0	13	0	19	1	21
UTHUKELA	500286343	5211130	UKHAHLAMBA H	2	37	34	0	22	3	27	7	23
ZULULAND	500164502	5112115	INKAMANA S		27	28	0	28	0	29	0	25

LIMPOPO												
District Name	EMIS No	Centre_No	CentreName	Quintile	Wrote 2013	Wrote 2014	No Progressed 2015	Wrote 2015	No Progressed 2016	Wrote 2016	No Progressed 2017	Wrote 2017
CAPRICORN	922223503	7255104	NORTHERN MUSLIM SCHOOL		21	25	0	20	0	16	0	23
MOPANI	995503201	7452006	ST GEORGE COLLEGE		60	74	0	68	0	83	0	87

MPUMALANGA												
District Name	EMIS No	Centre_No	CentreName	Quintile	Wrote 2013	Wrote 2014	No Progressed 2015	Wrote 2015	No Progressed 2016	Wrote 2016	No Progressed 2017	Wrote 2017
EHLANZENI DISTRICT	800005884	6283101	Hoerskool Nelspruit	5	230	230	0	251	0	229	0	231
GERT SIBANDE DISTRICT	800005819	6191809	GEORGE HOFMEYER HIGH SCHOOL		8	7	0	6	0	6	0	6

NORTH WEST												
District Name	EMIS No	Centre_No	CentreName	Quintile	Wrote 2013	Wrote 2014	No Progressed 2015	Wrote 2015	No Progressed 2016	Wrote 2016	No Progressed 2017	Wrote 2017
DR. K. KAUNDA DISTRICT	600104089	9215004	AL-HUDA MUSLIM SCHOOL		12	12	0	9	0	20	0	10
DR. K. KAUNDA DISTRICT	600100517	9225024	FERDINAND POSTMA	4	75	83	0	69	1	77	0	95
DR. K. KAUNDA DISTRICT	600101883	9204200	SANNIESHOF HIGH SCHOOL	4	21	35	0	41	0	37	0	37
NGAKA M. MOLEMA DISTRICT	600100783	9404079	KUTLWANO COMBINED SCHOOL	1	5	9	0	15	9	14	5	6

NORTHERN CAPE												
District Name	EMIS No	Centre_No	CentreName	Quintile	Wrote 2013	Wrote 2014	No Progressed 2015	Wrote 2015	No Progressed 2016	Wrote 2016	No Progressed 2017	Wrote 2017
Frances Baard	300011403	2011403	Kimberley Girls' High School	5	122	124	0	119	2	123	0	125
Pixley Ka Seme	300022301	2022301	H/skool Hopetown	4	13	23	0	29	0	24	0	10

WESTERN CAPE												
District Name	EMIS No	Centre_No	CentreName	Quintile	Wrote 2013	Wrote 2014	No Progressed 2015	Wrote 2015	No Progressed 2016	Wrote 2016	No Progressed 2017	Wrote 2017
CAPE WINELANDS	109310202	1317702	BLOEMHOF HS.	5	143	137	0	140	0	137	0	147
CAPE WINELANDS	108306202	1317703	BOLAND LANDBOUSKOOL	5	55	68	0	67	0	69	0	68
CAPE WINELANDS	108310254	1317722	LA ROCHELLE MEISIES HS.	5	113	106	0	111	0	113	0	121
CAPE WINELANDS	130007064	1318869	MCGREGOR WALDORF SCHOOL	1	7	6	0	11	1	7	0	4
CAPE WINELANDS	108312236	1317729	PAARL GIRLS HS.	5	91	89	0	86	0	82	0	93
CAPE WINELANDS	109310282	1317734	RHENISH GIRLS' HS.	5	139	129	1	144	0	139	0	135
EDEN & CENTRAL KAROO	116112221	1358824	HEIDELBERG HS.	5	7	17	0	17	0	15	0	14
EDEN & CENTRAL KAROO	121106203	1353330	OAKDALE LANDBOUSKOOL	5	86	71	0	64	0	78	0	73
EDEN & CENTRAL KAROO	123008273	1353307	SHALOM AKADEMIE	1	6	3	0	2	0	9	0	8
METRO CENTRAL	105000876	1329910	BISHOPS	5	152	149	0	142	0	150	0	150
METRO CENTRAL	102007105	1321105	CANNONS CREEK SCHOOL	5	19	19	0	22	0	21	0	37
METRO CENTRAL	103315605	1329911	DOMINICAN GRIMLEY-SCHOOL		8	4	0	10	0	7	5	4
METRO CENTRAL	105000844	1329921	HERSCHEL GIRLS SCHOOL	5	94	100	0	103	2	95	0	93
METRO CENTRAL	103000806	1321131	HERZLIA HS.		115	100	1	103	1	93	0	93
METRO CENTRAL	105310288	1329938	RONDEBOSCH BOYS' HS.	5	157	151	0	164	0	150	0	161
METRO CENTRAL	105310291	1329939	RUSTENBURG GIRLS' HS.	5	143	151	0	152	0	149	0	171

WESTERN CAPE												
District Name	EMIS No	Centre_No	CentreName	Quintile	Wrote 2013	Wrote 2014	No Progressed 2015	Wrote 2015	No Progressed 2016	Wrote 2016	No Progressed 2017	Wrote 2017
METRO CENTRAL	105315613	1329954	VISTA NOVA-SCHOOL		15	18	0	28	0	22	0	15
METRO CENTRAL	105310316	1329957	WESTERFORD HS.	5	175	177	0	182	0	180	0	178
METRO EAST	101310200	1332205	BELLVILLE HS.	5	204	209	0	210	0	203	0	221
METRO EAST	110007281	1337747	VALSBAAI HS.		13	7	0	11	0	11	0	11
METRO NORTH	132008331	1342276	MELKBOSSTRAND PRIVATE SCHOOL	5	22	30	0	23	0	23	0	21
METRO NORTH	103007232	1342259	PARKLANDS COLLEGE	4	65	86	0	103	9	77	0	96
METRO NORTH	103007427	1341183	SUNNINGDALE SCHOOL		3	4	1	7	0	8	0	2
METRO NORTH	105315611	1341165	TAFELBERGSKOOL		18	19	0	18	0	17	1	29
METRO SOUTH	100000030	1369984	DARUN NA'IM HS		11	8	0	13	0	12	0	11
METRO SOUTH	105000935	1369907	SPRINGFIELD CONVENT OF THE HOLY ROSARY	5	96	84	1	84	1	84	0	79
OVERBERG	117000842	1388838	OLYFKRANS COLLEGE.		13	9	0	14	0	10	1	9
OVERBERG	114310270	1388839	OVERBERG HS	5	103	99	0	114	0	90	1	99
WEST COAST	135310225	1375507	DIRKIE UYS HS.	5	52	58	0	53	0	63	0	69
WEST COAST	136312222	1375508	GRAAFWATER HS.	4	46	32	0	32	0	36	2	52
WEST COAST	131312226	1375509	HOPEFIELD HS.	5	66	39	0	68	0	79	0	88
WEST COAST	138312229	1375510	LUTZVILLE HS.	5	44	35	0	38	0	42	0	40

6. SCHOOLS THAT PERFORMED BELOW 40% OVER A FIVE YEAR PERIOD

Schools that performed below 40% over a five year period	
Province Name	**No of schools**
KWAZULU-NATAL	13
LIMPOPO	13
National	26

KWAZULU-NATAL

District Name	EMIS No	Centre No	Centre Name	Quintile	% Achieved 2013	%Achieved 2014	% Achieved 2015	% Achieved 2016	% Achieved 2017
ILEMBE	500319680	5413112	MADLANGA JS	2	21.7	22.2	25.5	28.8	32.4
ILEMBE	500218411	5413319	MSHIYANE H	1	26.5	4.0	7.5	9.5	16.7
ILEMBE	500271062	5413336	SIZAMISENI S	1	38.1	15.0	15.8	0.0	12.5
ILEMBE	500273356	5413126	SOMSHOKO S	3	25.5	3.2	18.2	23.1	19.0
PINETOWN	500324601	5412129	THORNWOOD S	3	31.4	33.6	37.3	27.9	38.2
UMGUNGUNDLOVU	500492840	5311336	ISIBANI ACADEMY	99	31.7	31.9	33.9	34.0	24.0
UMKHANYAKUDE	500442187	5111260	MVUZOMUHLE S	3	18.9	34.9	34.6	29.4	28.6
UMLAZI	500442853	5411247	SEASON'S ACADEMY	99	35.0	37.5	32.9	13.5	11.9
UMZINYATHI	500414363	5212209	DUMAPHANSI JS	1	34.8	32.4	4.6	13.2	19.7
UMZINYATHI	500184112	5212240	KWAZENZELE H	1	27.1	19.5	18.0	21.7	33.3
UMZINYATHI	500194694	5212412	MAKHOSONKE S	2	15.4	38.9	31.6	26.3	28.6
UMZINYATHI	500290339	5212235	USIZO H	1	27.5	19.0	27.3	10.7	22.2
ZULULAND	500192585	5112412	MAGUBULUNDU S		11.1	24.1	16.7	23.5	26.1

LIMPOPO

District Name	EMIS No	Centre No	Centre Name	Quintile	% Achieved 2013	%Achieved 2014	% Achieved 2015	% Achieved 2016	% Achieved 2017
CAPRICORN	922220095	7254102	BOTSIKANA SECONDARY	2	29.9	19.6	9.4	20.0	15.4
CAPRICORN	922251778	7225118	MAKOBATENG SECONDARY	2	31.6	33.3	27.8	12.1	18.8
CAPRICORN	992202402	7224156	RADIPITSI SECONDARY SCHOOL	2	7.7	9.3	19.0	31.0	26.9
CAPRICORN	920211664	7216145	SEIKGONI SECONDARY	2	17.9	9.1	38.7	33.3	16.2
GREATER SEKHUKHUNE	996606531	7671107	LERIANA SENIOR SECONDARY SCHOOL	2	21.4	17.5	36.4	26.4	18.1
GREATER SEKHUKHUNE	924640836	7654115	MAHLABA SECONDARY	1	29.2	10.0	7.7	3.8	5.0

LIMPOPO									
District Name	EMIS No	Centre No	Centre Name	Quintile	% Achieved 2013	%Achieved 2014	% Achieved 2015	% Achieved 2016	% Achieved 2017
GREATER SEKHUKHUNE	924641494	7656128	MATSEBE SECONDARY	1	13.3	9.5	33.3	36.4	33.3
GREATER SEKHUKHUNE	924650979	7635145	MOKGOMA MATLALA SECONDARY	2	26.3	7.4	7.5	25.0	12.5
GREATER SEKHUKHUNE	925660853	7661126	MOLESHATLOU SECONDARY	1	36.2	34.0	25.8	35.5	20.5
GREATER SEKHUKHUNE	925621148	7621162	TAUNG HIGH	1	14.9	18.8	14.1	11.3	11.1
GREATER SEKHUKHUNE	925610230	7613119	THETE SECONDARY	1	35.0	35.5	37.9	25.0	23.5
GREATER SEKHUKHUNE	924643049	7652159	TSHEGE SECONDARY	1	27.6	14.8	29.3	36.2	39.3
VHEMBE	930351704	7351903	HAGGAI PRIVATE COMBINED	99	13.3	26.7	31.8	38.1	36.7

7. PROVINCIAL PASS RATE IN 2017

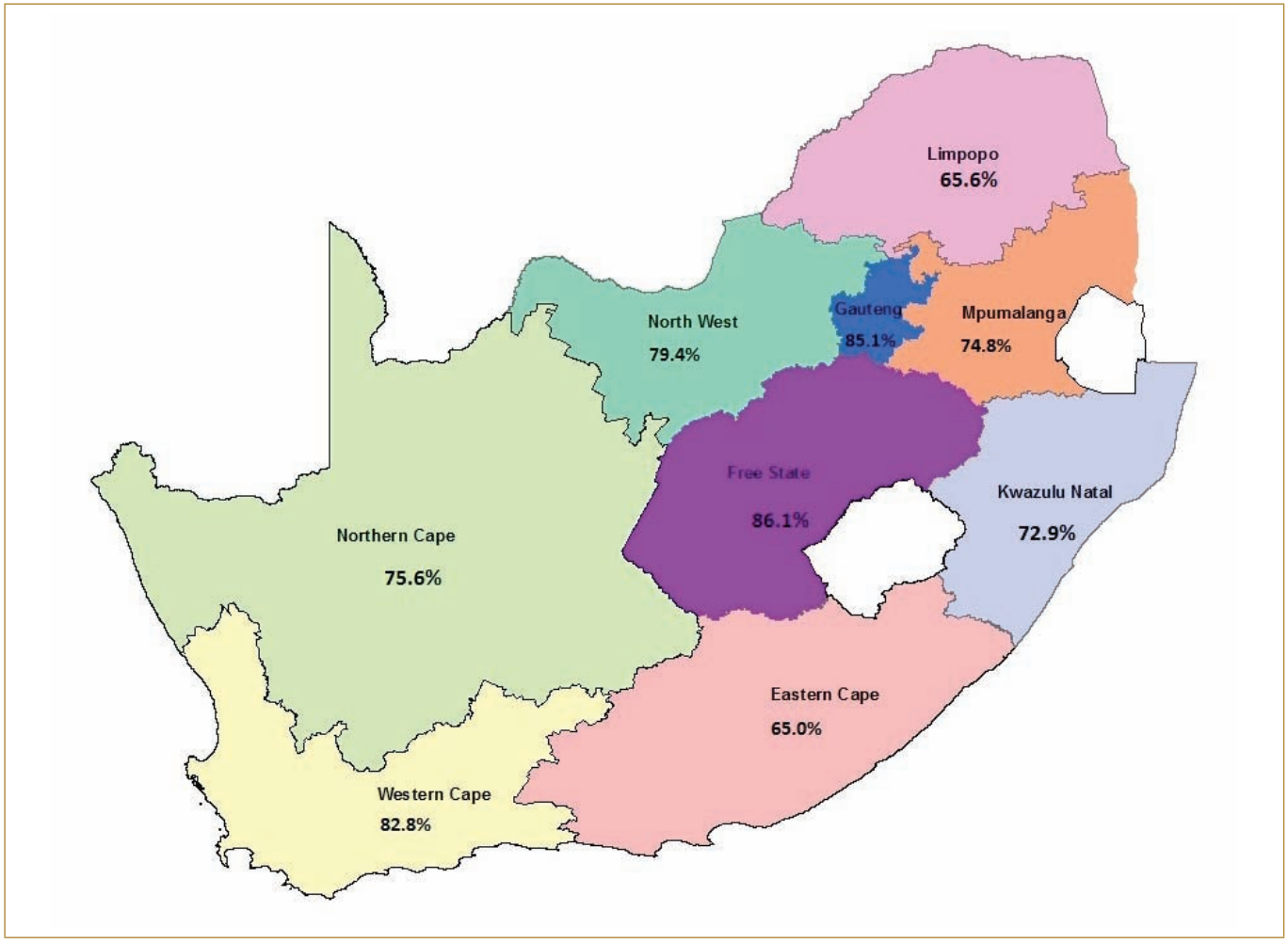

8. INDIVIDUAL SCHOOL RESULTS PER PROVINCE IN 2017

Eastern Cape

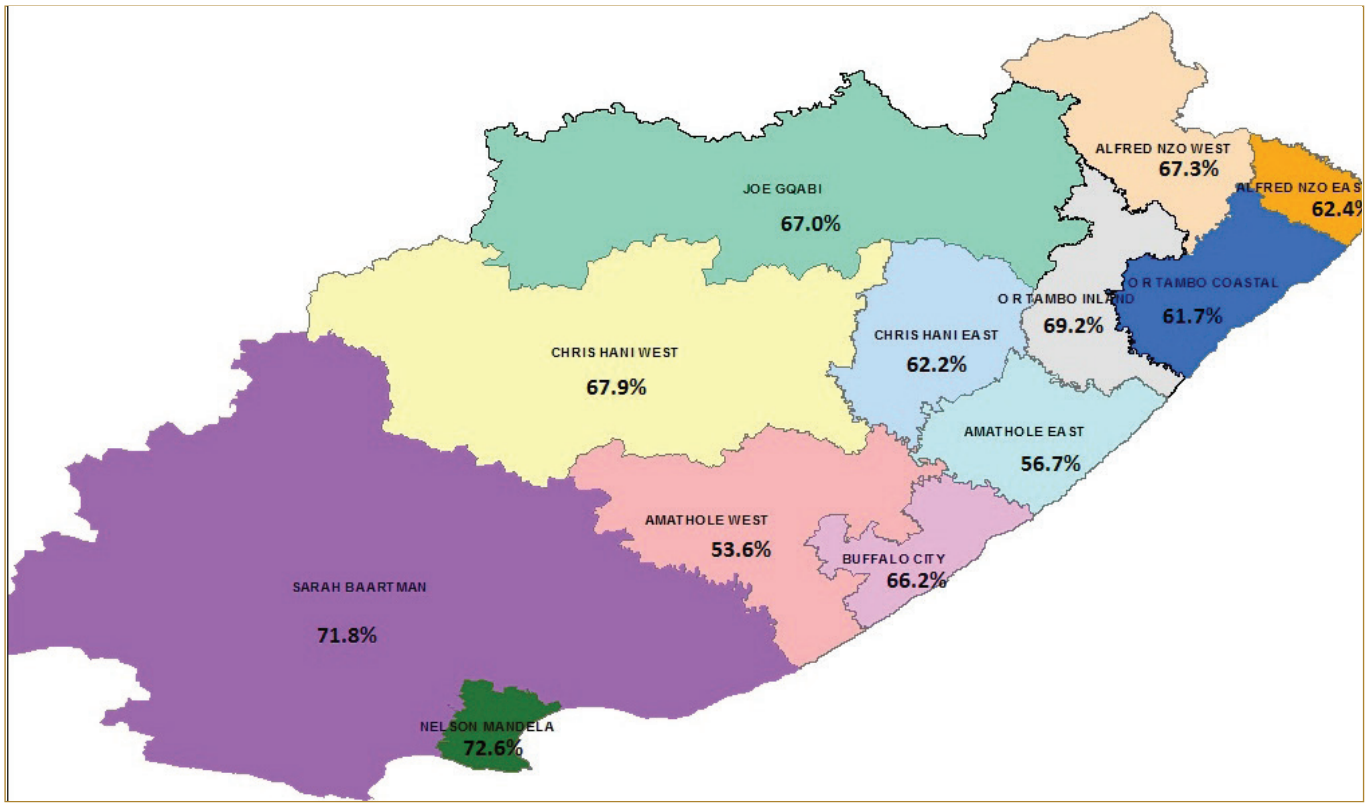

EASTERN CAPE																	
					2015				2016				2017				
District Name	EMIS No	Centre No	Centre Name	Quintile	No Progressed	Wrote	Achieved	% Achieved	No Progressed	Wrote	Achieved	% Achieved	No Progressed	Wrote	Achieved	% Achieved
ALFRED NZO EAST	200500039	4241001	A D TSHAYINGCA SECONDARY SCHOOL	3					0	209	126	60.3	12	252	194	77.0
	200500013	4241002	BALENI SENIOR SECONDARY SCHOOL	1	16	133	75	56.4	38	120	51	42.5	46	101	60	59.4
	200500041	4241003	BIZANA SENIOR SECONDARY SCHOOL	3	0	448	279	62.3	27	420	279	66.4	88	355	265	74.6
	200501456	4241004	CANGCI COMPREHENSIVE TECHNICAL HIGH	1	14	146	68	46.6	181	191	82	42.9	46	87	58	66.7
	200501404	4241005	CHIEF DUMILE SENIOR SECONDARY SCHOOL	1	41	143	118	82.5	37	207	180	87.0	52	126	115	91.3
	200500138	4241006	DUDUMENI HIGH SCHOOL	1	10	66	52	78.8	2	45	39	86.7	4	49	38	77.6
	200500150	4241007	DUMSI COMPREHENSIVE HIGH SCHOOL	1	3	106	63	59.4	27	135	90	66.7	18	38	31	81.6
	200500205	4241008	ENQABENI SENIOR SECONDARY SCHOOL	1	0	47	31	66.0	30	103	47	45.6	27	84	65	77.4
	200500270	4241009	GREENVILLE SENIOR SECONDARY SCHOOL	1	0	184	62	33.7	61	128	52	40.6	22	90	46	51.1
	200500278	4241010	GUMZANA SENIOR SECONDARY SCHOOL	3					9	72	15	20.8	28	86	23	26.7
	200500300	4241011	HLAMANDANA SENIOR SECONDARY SCHOOL	2	11	128	58	45.3	14	140	58	41.4	0	129	39	30.2
	200500580	4241012	MADIKIZELA SENIOR SECONDARY SCHOOL	1	22	190	173	91.1	42	256	214	83.6	11	60	33	55.0
	200500529	4241013	MAJAVU SECONDARY SCHOOL	3					0	56	51	91.1	29	60	50	83.3
	200500577	4241014	MAQONGWANA SENIOR SECONDARY SCHOOL	1									0	41	13	31.7
	200500580	4241015	MARELANE SENIOR SECONDARY SCHOOL	1	22	190	173	91.1	42	256	214	83.6	28	137	127	92.7
	200500583	4241016	MARINA COMPREHENSIIVE HIGH SCHOOL	1	16	121	77	63.6	102	365	173	47.4	87	256	164	64.1
	200500639	4241017	MDATYA SENIOR SECONDARY SCHOOL	1	7	167	75	44.9	4	198	99	50.0	11	142	94	66.2
	200500672	4241018	MHLABI C H SCHOOL	1	5	31	23	74.2	0	54	39	72.2	39	65	50	76.9
	200500754	4241019	MPENI SENIOR SECONDARY SCHOOL	3					0	62	17	27.4	0	72	12	16.7
	200500764	4241020	MPONDOMBINI SENIOR SECONDARY SCHOOL	2	0	126	119	94.4	55	166	141	84.9	20	151	132	87.4
	200500824	4241021	MZAMBA COMPREHENSIVE HIGH SCHOOL	2	4	95	71	74.7	35	189	131	69.3	27	116	81	69.8

EASTERN CAPE																	
District Name	EMIS No	Centre No	Centre Name	Quintile	2015				2016				2017			
					No Progressed	Wrote	Achieved	% Achieved	No Progressed	Wrote	Achieved	% Achieved	No Progressed	Wrote	Achieved	% Achieved
ALFRED NZO EAST	200500871	4241022	NGALONKULU SENIOR SECONDARY SCHOOL	1	34	123	35	28.5	0	116	28	24.1	1	71	23	32.4
	200501457	4241023	NOMAGQWATHEKANA COMP TECH HIGH SCHOO	1	2	125	68	54.4	59	175	73	41.7	102	100	67	67.0
	200500935	4241024	NONGEKE SENIOR SECONDARY SCHOOL	1	15	299	152	50.8	129	256	123	48.0	39	189	87	46.0
	200500954	4241025	NTABEZULU SENIOR SECONDARY SCHOOL	1	6	236	123	52.1	67	203	116	57.1	83	105	85	81.0
	200500985	4241026	NTUKAYI SENIOR SECONDARY SCHOOL	1	46	245	76	31.0	0	100	63	63.0	20	239	95	39.7
	200500998	4241027	OLIVER TAMBO TECH SCHOOL	1	0	104	41	39.4	74	104	52	50.0	30	61	28	45.9
	200501090	4241028	SHUKUMA SENIOR SECONDARY SCHOOL	1	6	205	79	38.5	21	167	94	56.3	40	109	58	53.2
	200501123	4241029	SITHUKUTHEZI SENIOR SECONDARY SCHOOL	1	8	79	43	54.4	0	92	37	40.2	25	61	38	62.3
	200501195	4241030	THEMBALESIZWE COM TECH	1	0	69	33	47.8	14	46	22	47.8	15	34	13	38.2
	200501278	4241031	VUKAYIBAMBE SENIOR SECONDARY SCHOOL	1	7	100	42	42.0	52	100	47	47.0	63	41	33	80.5
	200501280	4243032	VUKUZENZELE SPECIAL SCHOOL		4	13	11	84.6	3	9	4	44.4	4	16	2	12.5
	200501282	4241033	VULINDLELA COMP TECH	3	0	137	57	41.6	3	116	41	35.3	7	73	43	58.9
	200501293	4241034	WINNIE MANDELA COMPTECH SENIOR SECON	1	31	119	35	29.4	60	120	37	30.8	19	69	26	37.7
	200501311	4243035	ZAMOKUHLE SPECIAL SCHOOL		0	7	7	100.0	5	6	3	50.0	0	9	6	66.7
ALFRED NZO WEST	200501564	4252085	ADVENT COMPREHENSIVE SCHOOL		0	78	47	60.3	5	45	32	71.1	4	59	30	50.8
	200500005	4251001	ARTHUR NGUNGA SENIOR SECONDARY SCHOO	2	0	97	74	76.3	68	163	78	47.9	0	114	88	77.2
	200500006	4251002	AZARIEL SENIOR SECONDARY SCHOOL	1					0	102	43	42.2	25	58	46	79.3
	200501571	4252003	BERGVIEW COLLEGE		0	42	42	100.0	1	50	39	78.0	2	41	35	85.4
	200500056	4251004	BONXA HIGH SCHOOL	2	0	165	72	43.6	42	212	141	66.5	0	169	98	58.0
	200500060	4251005	BROOKSNEK SENIOR SECONDARY SCHOOL	2	0	62	25	40.3	10	47	28	59.6	0	20	10	50.0
	200500098	4251007	COLANA SENIOR SECONDARY SCHOOL	1	8	164	76	46.3	55	115	40	34.8	0	112	49	43.8
	200500113	4251008	DALUHLANGA SENIOR SECONDARY SCHOOL	2	3	97	39	40.2	17	92	50	54.3	0	56	48	85.7

EASTERN CAPE																	
District Name	EMIS No	Centre No	Centre Name	Quintile	2015				2016				2017			
					No Progressed	Wrote	Achieved	% Achieved	No Progressed	Wrote	Achieved	% Achieved	No Progressed	Wrote	Achieved	% Achieved
ALFRED NZO WEST	200500119	4251009	DANGWANA SENIOR SECONDARY SCHOOL	2	0	166	98	59.0	4	141	101	71.6	0	115	66	57.4
	200500144	4251010	DUMEZWENI SENIOR SECONDARY SCHOOL	1	17	156	95	60.9	40	226	169	74.8	0	199	160	80.4
	200500151	4251011	DUMSI SENIOR SECONDARY SCHOOL	1	16	202	73	36.1	26	49	33	67.3	0	31	25	80.6
	200501589	4252012	FOCUSED HIGH SCHOOL		0	33	30	90.9	0	41	40	97.6	0	27	26	96.3
	300501373	4251013	GWEBINDLALA SENIOR SECONDARY SCHOOL	1									3	12	11	91.7
	200500302	4251014	HLANGWINI SENIOR SECONDARY SCHOOL	1	22	63	11	17.5	11	62	33	53.2	17	37	32	86.5
	200500313	4251015	HUKU SENIOR SECONDARY SCHOOL	1	0	102	67	65.7	39	107	76	71.0	0	88	42	47.7
	200500338	4251017	JOJO SENIOR SECONDARY SCHOOL	2	0	76	55	72.4	1	92	77	83.7	0	105	81	77.1
	200501580	4251018	KHANYA-NALEDI COMBINED SCHOOL	2	45	138	75	54.3	23	151	87	57.6	13	92	55	59.8
	200501581	4251019	KING EDWARD HIGH SCHOOL	4	0	39	39	100.0	0	51	51	100.0	0	42	42	100.0
	200501458	4251020	LINDELANI SENIOR SECONDARY SCHOOL	3	4	112	74	66.1	26	86	67	77.9	0	68	61	89.7
	200500438	4251021	LOYISO SINOR SECONDARY SCHOOL	1	4	59	33	55.9	0	83	56	67.5	0	91	58	63.7
	200500449	4251022	LUDIDI SENIOR SECONDARY SCHOOL	1	2	35	23	65.7	36	35	21	60.0	19	27	21	77.8
	200500470	4251023	LUPINDO SENIOR SECONDARY SCHOOL	2	7	64	32	50.0	35	26	14	53.8	16	27	20	74.1
	200500479	4251024	LUTATENI SENIOR SECONDARY SCHOOL	1	0	55	43	78.2	0	71	38	53.5	0	53	33	62.3
	200500512	4251025	MAGADLA SENIOR SECONDARY SCHOOL	2	28	106	56	52.8	7	49	42	85.7	20	38	33	86.8
	200500534	4251026	MAKAULA SENIOR SECONDARY SCHOOL	2	4	213	174	81.7	0	294	234	79.6	0	269	204	75.8
	200500551	4251027	MALUTI SENIOR SECONDARY SCHOOL	3	13	180	81	45.0	56	167	59	35.3	29	53	39	73.6
	200501408	4251028	MANZAMNYAMA SENIOR SECONDARY SCHOOL	1	0	52	38	73.1	8	70	50	71.4	0	88	56	63.6
	200500582	4251029	MARIAZELL SENIOR SECONDARY SCHOOL	1	0	113	95	84.1	1	137	106	77.4	9	80	55	68.8
	200500383	4251030	MBODLENI SENIOR SECONDARY SCHOOL	2	0	52	20	38.5	28	89	44	49.4	0	74	55	74.3
	200500629	4251062	MBUMBAZI SENIOR SECONDARY SCHOOL	1									0	26	12	46.2

EASTERN CAPE																	
					2015				2016				2017				
District Name	EMIS No	Centre No	Centre Name	Quintile	No Progressed	Wrote	Achieved	% Achieved	No Progressed	Wrote	Achieved	% Achieved	No Progressed	Wrote	Achieved	% Achieved
ALFRED NZO WEST	200501377	4251031	MFAZWE COMPREHENSIVE TECH HIGH SCH	1	0	57	22	38.6	11	54	20	37.0	0	53	26	49.1
	200500659	4251032	MFUNDISWENI SENIOR SECONDARY SCHOOL	1	30	112	77	68.8	54	187	90	48.1	0	91	55	60.4
	200500711	4251033	MNCEBA SENIOR SECONDARY SCHOOL	2	5	302	208	68.9	61	265	182	68.7	0	259	176	68.0
	200500725	4251034	MNUKWA SENIOR SECONDARY SCHOOL	1	0	30	24	80.0	12	37	19	51.4	25	30	11	36.7
	200500732	4251035	MOIKETSI GRAVES SENIOR SECONDARY SCH	1	0	152	70	46.1	54	130	46	35.4	21	41	35	85.4
	200500734	4251036	MOKHESENG SENIOR SECONDARY SCHOOL	1	19	63	26	41.3	11	48	22	45.8	13	33	24	72.7
	200500741	4251037	MOSA SIBI SENIOR SECONDARY SCHOOL	3	70	175	98	56.0	39	87	76	87.4	56	73	63	86.3
	200500744	4251038	MOSHESH SENIOR SECONDARY SCHOOL	1	0	21	10	47.6	43	37	11	29.7	37	17	7	41.2
	200500745	4251039	MOTHIBISI PUBLIC SCHOOL	1					32	53	5	9.4	1	20	12	60.0
	200500784	4251040	MOUNT AYLIFF SENIOR SECONDARY SCHOOL	1	0	210	71	33.8	57	175	118	67.4	0	168	126	75.0
	200501464	4252041	MOUNT FRERE COMMUNITY		8	8	5	62.5	0	11	8	72.7	0	4	4	100.0
	200500787	4251042	MOUNT FRERE SENIOR SECONDARY SCHOOL	3	1	241	164	68.0	10	210	156	74.3	0	120	93	77.5
	200500748	4251043	MOUNT HARGREAVES SENIOR SECONDARY SC	2	76	128	69	53.9	41	69	52	75.4	46	55	40	72.7
	200500758	4251044	MPHATLALATSANE SENIOR SECONDARY SCHO	2	15	55	16	29.1	13	35	15	42.9	38	32	16	50.0
	200500789	4251045	MT HOREB SENIOR SECONDARY SCHOOL	1									0	22	11	50.0
	200501419	4251046	MT WHITE SENIOR SECONDARY SCHOOL	1	0	83	24	28.9	8	75	15	20.0	0	81	14	17.3
	200500810	4251047	MVENYANE SENIOR SECONDARY SCHOOL	2	20	235	133	56.6	66	122	108	88.5	71	151	102	67.5
	200500897	4251048	NGWEKAZI SENIOR SECONDARY SCHOOL	2	1	97	44	45.4	13	42	26	61.9	0	44	34	77.3
	200500951	4251049	NTABANKULU SENIOR SECONDARY SCHOOL	3	2	110	83	75.5	32	122	69	56.6	0	112	76	67.9
	200500979	4251050	NTSIKAYEZWE HIGH SCHOOL	1	9	148	69	46.6	17	154	53	34.4	0	110	55	50.0
	200500984	4251051	NTSIZWA SENIOR SECONDARY SCHOOL	1	1	91	2	2.2	3	48	7	14.6	0	59	13	22.0
	200500990	4251052	NYANISO SENIOR SECONDARY SCHOOL	1	0	29	26	89.7	26	49	44	89.8	24	24	19	79.2

EASTERN CAPE																	
District Name	EMIS No	Centre No	Centre Name	Quintile	2015				2016				2017			
					No Progressed	Wrote	Achieved	% Achieved	No Progressed	Wrote	Achieved	% Achieved	No Progressed	Wrote	Achieved	% Achieved
ALFRED NZO WEST	200501459	4251053	NZULULWAZI SENIOR SECONDARY SCHOOL	2	0	71	69	97.2	0	117	74	63.2	0	97	49	50.5
	200501001	4251054	OSBORN SENIOR SECONDARY SCHOOL	2	0	70	40	57.1	34	119	80	67.2	0	212	200	94.3
	200501431	4251055	PHUMELELE COMMERCIAL & TECHNICAL SCH	2	3	47	10	21.3	11	51	12	23.5	25	19	9	47.4
	200501057	4251056	RALEBITSO SENIOR SECONDARY SCHOOL	1	7	43	3	7.0	7	31	15	48.4	11	25	9	36.0
	200501058	4251057	RAMAFOLE SENIOR SECONDARY SCHOOL	2	101	238	108	45.4	5	126	97	77.0	27	145	116	80.0
	200501070	4251058	RODE SENIOR SECONDARY SCHOOL	2	2	109	37	33.9	9	82	52	63.4	0	83	67	80.7
	200501082	4251059	SAPUKANDUKU SENIOR SECONDARY SCHOOL	2	0	78	32	41.0	11	88	42	47.7	0	72	20	27.8
	200501087	4251060	SENYUKELE SENIOR SECONDARY SCHOOL	2	0	282	182	64.5	33	189	151	79.9	0	188	121	64.4
	200501091	4251061	SIBI SENIOR SECONDARY SCHOOL	2	46	123	71	57.7	13	76	52	68.4	16	43	33	76.7
	200501143	4251063	SONQISHE SENIOR SECONDARY SCHOOL	1	0	64	17	26.6	0	51	48	94.1	0	64	36	56.3
	200501157	4251064	ST GEORGES SENIOR SECONDARY SCHOOL	3	5	47	35	74.5	41	165	74	44.8	0	161	82	50.9
	200501159	4251065	ST MARGARET SENIOR SECONDARY SCHOOL	2	92	187	70	37.4	42	96	55	57.3	41	77	27	35.1
	200501160	4251066	ST MARKS SENIOR SECONDARY SCHOOL	1	0	23	9	39.1	0	28	24	85.7	0	18	8	44.4
	200501171	4251067	SUKUDE SENIOR SECONDARY SCHOOL	1	2	257	160	62.3	12	300	223	74.3	0	278	230	82.7
	200501203	4251082	THOLANG SENIOR SECONDARY SCHOOL	3	0	184	146	79.3	64	185	144	77.8	81	191	136	71.2
	200500876	4251084	TYELIMHLOPHE SENIOR SECONDARY SCHOOL		0	14	12	85.7	0	12	12	100.0	0	54	39	72.2
	200501464	4252069	ZANOKHANYO BAPTIST COMPREHENSIVE SCH		8	8	5	62.5	0	11	8	72.7	0	25	19	76.0
	200501321	4251070	ZIBI MEYER SENIOR SECONDARY SCHOOL	2	29	60	28	46.7	4	24	16	66.7	5	27	21	77.8
	200501322	4251071	ZIBOKWANA SENIOR SECONDARY SCHOOL	2	4	207	101	48.8	13	150	87	58.0	0	98	74	75.5
	200501331	4251072	ZINYOSINI SENIOR SECONDARY SCHOOL	1	0	181	48	26.5	56	118	74	62.7	0	79	76	96.2
	200501338	4251073	ZWELAKHE SENIOR SECONDARY SCHOOL	2	0	151	132	87.4	102	304	258	84.9	0	115	107	93.0
	200501381	4251074	ZWELITSHA SENIOR SECONDARY SCHOOL	1	0	114	51	44.7	44	210	40	19.0	0	184	43	23.4

EASTERN CAPE																	
District Name	EMIS No	Centre No	Centre Name	Quintile	2015				2016				2017			
					No Progressed	Wrote	Achieved	% Achieved	No Progressed	Wrote	Achieved	% Achieved	No Progressed	Wrote	Achieved	% Achieved
AMATHOLE EAST	200300003	4301001	AMABELE SENIOR SECONDARY SCHOOL	1	0	38	29	76.3	12	51	36	70.6	0	33	21	63.6
	200300008	4301002	BADI SENIOR SECONDARY SCHOOL	2	3	145	75	51.7	32	107	64	59.8	36	86	21	24.4
	200300011	4301003	BASHEE SENIOR SECONDARY SCHOOL	1	8	135	77	57.0	13	189	76	40.2	43	90	43	47.8
	200300869	4302004	BETHEL COLLEGE HIGH SCHOOL		3	46	31	67.4	0	34	24	70.6	2	40	34	85.0
	200300033	4301007	BHONGOLETHU SENIOR SECONDARY SCHOOL	2	2	35	11	31.4	0	24	9	37.5	0	1	0	0.0
	200300024	4301005	BLYTHSWOOD INSTITUTION	3	12	81	34	42.0	7	101	59	58.4	0	78	49	62.8
	200300028	4301006	BOMELA SENIOR SECONDARY SCHOOL	2	7	77	35	45.5	44	49	32	65.3	16	22	19	86.4
	200300831	4301008	BONKOLO SENIOR SECONDARY SCHOOL	3	1	82	37	45.1	10	130	65	50.0	12	164	90	54.9
	200300741	4301009	BUTTERWORTH HIGH SCHOOL	4	4	85	78	91.8	0	84	77	91.7	6	74	64	86.5
	200300879	4302090	BUTTERWORTH REVIVAL CHRISTIAN SCHOOL	2					0	23	19	82.6	0	43	29	67.4
	200300051	4301011	COLOSA SENIOR SECONDARY SCHOOL	2	26	224	101	45.1	48	238	94	39.5	32	120	51	42.5
	200300053	4301012	CUNNINGHAM SENIOR SECONDARY SCHOOL		0	14	12	85.7	0	12	12	100.0	8	30	13	43.3
	200300057	4301013	DALUHLANGA SENIOR SECONDARY SCHOOL	2	0	69	33	47.8	0	89	40	44.9	0	42	34	81.0
	200300836	4301014	DINIZULU SENIOR SECONDARY SCHOOL	2	4	94	34	36.2	29	79	45	57.0	6	67	30	44.8
	200300071	4301015	DONDASHE SENIOR SECONDARY SCHOOL	1	6	87	42	48.3	0	58	38	65.5	0	55	36	65.5
	200300875	4301016	DUMALISILE COMPREHENSIVE HIGH SCHOOL	1	2	50	28	56.0	22	117	46	39.3	0	100	33	33.0
	200400149	4301017	ELLIOTDALE TECH	3	6	123	75	61.0	31	124	88	71.0	47	128	100	78.1
	200300870	4302091	ELUKHANYISWENI COLLEGE		4	25	10	40.0	0	11	8	72.7	0	13	7	53.8
	200300873	4302018	EMMANUEL HIGH SCHOOL		16	29	18	62.1	0	41	31	75.6	0	30	19	63.3
	200300086	4301019	ENOCH MAMBA SENIOR SECONDARY SCHOOL	1	0	82	28	34.1	24	117	47	40.2	4	141	69	48.9
	200401413	4302020	EXECUTIVE ACADEMY		1	470	301	64.0	0	338	250	74.0	0	458	347	75.8
	200300788	4301021	EZINGCUKA SENIOR SECONDARY SCHOOL	1	2	171	31	18.1	0	143	50	35.0	0	117	53	45.3
	200300744	4301022	EZINGQAYI SENIOR SECONDARY SCHOOL	2	0	109	66	60.6	0	125	65	52.0	0	67	48	71.6

EASTERN CAPE																	
					2015				2016				2017				
District Name	EMIS No	Centre No	Centre Name	Quintile	No Progressed	Wrote	Achieved	% Achieved	No Progressed	Wrote	Achieved	% Achieved	No Progressed	Wrote	Achieved	% Achieved
AMATHOLE EAST	200300093	4301023	EZIZWENI SENIOR SECONDARY SCHOOL	2	0	84	38	45.2	0	108	51	47.2	0	82	49	59.8
	200300100	4301024	FORT MALAN SENIOR SECONDARY SCHOOL	2	12	114	59	51.8	40	99	48	48.5	60	41	36	87.8
	200400194	4301025	GANIZULU SENIOR SECONDARY SCHOOL	1	3	139	83	59.7	35	138	108	78.3	22	177	151	85.3
	200300787	4301026	GOBE COMMERCIAL SCHOOL	2	0	114	100	87.7	0	81	70	86.4	0	54	52	96.3
	200300123	4301027	GWADANA SENIOR SECONDARY SCHOOL	2	1	50	13	26.0	0	43	17	39.5	0	36	10	27.8
	200400250	4301028	GWEBITYALA SENIOR SECONDARY SCHOOL	1	1	92	42	45.7	0	168	95	56.5	11	186	129	69.4
	200300124	4301029	GWELANE SENIOR SECONDARY SCHOOL	1	0	60	34	56.7	0	57	23	40.4	0	22	18	81.8
	200401414	4302030	IDUTYWA SCHOOL OF EXCELLENCE		0	191	114	59.7	5	237	158	66.7	0	243	143	58.8
	200300149	4301031	ISOLOMZI SENIOR SECONDARY SCHOOL	1	0	55	46	83.6	0	64	62	96.9	0	77	77	100.0
	200400280	4301032	JALAMBA SENIOR SECONDARY SCHOOL	3	8	86	44	51.2	14	81	37	45.7	3	58	37	63.8
	200300723	4301033	JJ NJEZA SENIOR SECONDARY SCHOOL	1	2	102	66	64.7	0	92	54	58.7	0	54	46	85.2
	200300165	4301034	JONGABANTU SENIOR SECONDARY SCHOOL	2	0	49	28	57.1	0	41	23	56.1	0	61	26	42.6
	200300168	4301035	JONGILANGA SENIOR SECONDARY SCHOOL	1	28	56	13	23.2	31	55	29	52.7	41	61	52	85.2
	200300169	4301036	JONGILIZWE SENIOR SECONDARY SCHOOL	3	1	43	25	58.1	0	47	28	59.6	0	37	27	73.0
	200300153	4301037	JS SKENJANA SENIOR SECONDARY SCHOOL	3	35	261	195	74.7	56	224	177	79.0	20	268	166	61.9
	200300189	4301038	KRAZUKILE SENIOR SECONDARY SCHOOL	1	5	74	29	39.2	0	44	24	54.5	0	39	20	51.3
	200300198	4301039	KWANTOZONKE SENIOR SECONDARY SCHOOL	3	1	53	26	49.1	0	43	17	39.5	2	58	19	32.8
	200300782	4301040	LAMPLOUGH SENIOR SECONDARY SCHOOL	3	9	114	96	84.2	0	121	104	86.0	0	88	86	97.7
	200300202	4301041	LM MALGAS SENIOR SECONDARY SCHOOL	2	1	71	22	31.0	8	73	10	13.7	15	24	8	33.3
	200300850	4301042	LURWAYIZO SENIOR SECONDARY SCHOOL	1	0	19	7	36.8	3	17	12	70.6	2	21	8	38.1
	200300256	4301043	MABOBOTI SENIOR SECONDARY SCHOOL	1	0	24	13	54.2	0	39	16	41.0	0	40	22	55.0
	200300258	4301044	MACIBE SENIOR SECONDARY SCHOOL	2	4	86	56	65.1	0	106	49	46.2	0	37	35	94.6

EASTERN CAPE																	
District Name	EMIS No	Centre No	Centre Name	Quintile	2015				2016				2017			
					No Progressed	Wrote	Achieved	% Achieved	No Progressed	Wrote	Achieved	% Achieved	No Progressed	Wrote	Achieved	% Achieved
AMATHOLE EAST	200300295	4301045	MATHUMBU SENIOR SECONDARY SCHOOL	1	1	75	9	12.0	1	92	15	16.3	7	58	10	17.2
	200300801	4301046	MAZIZINI SENIOR SECONDARY SCHOOL	2	1	97	41	42.3	5	109	54	49.5	31	60	44	73.3
	200300314	4301047	MDENI SENIOR SECONDARY SCHOOL	1	0	104	38	36.5	4	157	59	37.6	0	177	112	63.3
	200300846	4301048	MENTE SENIOR SECONDARY SCHOOL	1	1	118	98	83.1	0	173	73	42.2	0	98	41	41.8
	200300329	4301049	MGOMANZI SENIOR SECONDARY SCHOOL	3	19	69	27	39.1	0	43	10	23.3	5	22	16	72.7
	200300780	4301051	MPOZOLO SENIOR SECONDARY SCHOOL	1	3	39	24	61.5	36	40	19	47.5	4	14	7	50.0
	200300381	4301052	MSOBOMVU SENIOR SECONDARY SCHOOL	3	3	273	216	79.1	0	207	136	65.7	83	74	63	85.1
	200300383	4301053	MTAWELANGA SENIOR SECONDARY SCHOOL	2	2	108	32	29.6	0	77	21	27.3	0	91	29	31.9
	200300382	4301054	MTEBELE SENIOR SECONDARY SCHOOL	2	10	183	57	31.1	0	110	46	41.8	0	73	23	31.5
	200300408	4301055	NAKAZANA SENIOR SECONDARY SCHOOL	1									4	35	15	42.9
	200300778	4301056	NCEDISIZWE SENIOR SECONDARY SCHOOL	1	7	112	54	48.2	0	99	37	37.4	0	45	26	57.8
	0	4301057	NDABANKULU SENIOR SECONDARY SCHOOL	3									1	162	120	74.1
	200400734	4301058	NGANGOLWANDLE SENIOR SECONDARY SCHOO	1	8	648	415	64.0	72	707	200	28.3	31	667	161	24.1
	200300433	4301059	NGCINGWANE TECH S S S	3	30	131	77	58.8	30	206	55	26.7	26	62	34	54.8
	200300443	4301060	NGUBESIZWE SENIOR SECONDARY SCHOOL	3	0	19	11	57.9	0	29	13	44.8	11	13	7	53.8
	200300449	4301061	NGWENZE SENIOR SECONDARY SCHOOL	2	12	155	76	49.0	1	169	104	61.5	33	128	80	62.5
	200400808	4301062	NOBANGILE SENIOR SECONDARY SCHOOL	1	6	103	59	57.3	21	73	44	60.3	19	87	62	71.3
	200300472	4301063	NOLITHA COMPREHENSIVE TECHNICAL SCHO	3	2	131	66	50.4	0	59	29	49.2	34	69	45	65.2
	200300434	4301064	NOMAHEYA SENIOR SECONDARY SCHOOL	3	9	130	41	31.5	0	123	43	35.0	0	104	41	39.4
	200300488	4301065	NONDWE SENIOR SECONDARY SCHOOL	1	4	28	11	39.3	0	41	14	34.1	0	36	21	58.3
	200300503	4301067	NQABARA SENIOR SECONDARY SCHOOL	1	0	201	104	51.7	24	213	121	56.8	1	247	136	55.1
	200300832	4301068	NQABISILE SENIOR SECONDARY SCHOOL	1	4	56	18	32.1	0	18	3	16.7	9	37	10	27.0

EASTERN CAPE																	
District Name	EMIS No	Centre No	Centre Name	Quintile	2015				2016				2017			
					No Progressed	Wrote	Achieved	% Achieved	No Progressed	Wrote	Achieved	% Achieved	No Progressed	Wrote	Achieved	% Achieved
AMATHOLE EAST	200300533	4301069	PAKAMANI SENIOR SECONDARY SCHOOL	3	3	212	148	69.8	0	167	133	79.6	67	114	97	85.1
	200300790	4301070	QOMBOLO SENIOR SECONDARY SCHOOL	1	2	54	32	59.3	0	29	17	58.6	0	16	14	87.5
	200300574	4301071	SIYABULELA SENIOR SECONDARY SCHOOL	3	9	42	24	57.1	0	45	16	35.6	0	56	29	51.8
	200300823	4301072	SOPHAKAMA SENIOR SECONDARY SCHOOL	2	2	39	16	41.0	0	46	17	37.0	0	8	7	87.5
	200300587	4301073	TANGA SENIOR SECONDARY SCHOOL	3	3	79	46	58.2	1	87	59	67.8	47	54	36	66.7
	200300624	4301074	THUBELIHLE SENIOR SECONDARY SCHOOL	1									7	38	10	26.3
	200300614	4301075	TYALI SENIOR SECONDARY SCHOOL	1	28	147	37	25.2	0	92	43	46.7	0	102	60	58.8
	200300627	4301076	UPPER GWADU SENIOR SECONDARY SCHOOL	2	5	49	27	55.1	1	60	40	66.7	12	23	21	91.3
	200300646	4301078	VULI-VALLEY SENIOR SECONDARY SCHOOL	4	1	131	90	68.7	0	120	82	68.3	23	102	71	69.6
	200300650	4301079	VULUHLANGA SENIOR SECONDARY SCHOOL	2	0	48	40	83.3	0	48	38	79.2	0	42	40	95.2
	200300764	4301080	WILLOVALE SENIOR SECONDARY SCHOOL	3	21	71	28	39.4	40	68	38	55.9	0	75	40	53.3
	200300663	4301081	XILINXA SENIOR SECONDARY SCHOOL	2	16	79	41	51.9	0	58	26	44.8	0	26	22	84.6
	200300666	4301082	XOLILIZWE SENIOR SECONDARY SCHOOL	2	26	172	25	14.5	16	182	48	26.4	4	227	33	14.5
	200300677	4301083	ZANEWONGA SENIOR SECONDARY SCHOOL	1	0	76	37	48.7	0	64	49	76.6	0	42	25	59.5
	200300683	4301084	ZAZULWANA SENIOR SECONDARY SCHOOL	3	7	31	21	67.7	0	34	24	70.6	5	24	15	62.5
	200300702	4301085	ZWELANDILE SENIOR SECONDARY SCHOOL	3	0	82	42	51.2	0	97	38	39.2	14	56	36	64.3
	200401208	4301086	ZWELENQABA SENIOR SECONDARY SCHOOL	1	6	194	70	36.1	24	155	64	41.3	13	265	101	38.1
		4301087	ZWELIDUMILE SENIOR SECONDARY SCHOOL	3									26	89	55	61.8
	200300709	4301088	ZWELIWELILE SENIOR SECONDARY SCHOOL	3	1	118	28	23.7	0	95	51	53.7	2	52	32	61.5
	200200001	4311001	A M SITYANA HIGH SCHOOL	2	3	41	16	39.0	19	45	18	40.0	0	30	15	50.0
	200200002	4311003	A M TAPA SENIOR SECONDARY SCHOOL	3	2	57	27	47.4	8	49	18	36.7	4	42	23	54.8
	200100012	4311002	ADELAIDE GYMNASIUM	4	7	81	65	80.2	5	66	54	81.8	0	68	46	67.6
	200100030	4311005	AMAJINGQI SENIOR SECONDARY SCHOOL	3	14	54	15	27.8	0	46	25	54.3	0	40	22	55.0

EASTERN CAPE																	
					2015				2016				2017				
District Name	EMIS No	Centre No	Centre Name	Quintile	No Progressed	Wrote	Achieved	% Achieved	No Progressed	Wrote	Achieved	% Achieved	No Progressed	Wrote	Achieved	% Achieved
AMATHOLE EAST	200200017	4311006	AMAZIZI SENIOR SECONDARY SCHOOL	3	3	135	92	68.1	6	154	75	48.7	0	79	52	65.8
	200600095	4311007	CATHCART HIGH SCHOOL	4	0	76	76	100.0	0	60	59	98.3	0	60	56	93.3
	200200106	4311008	DALUBUHLE HIGH SCHOOL	2	23	36	13	36.1	1	25	19	76.0	3	11	11	100.0
	200200120	4311009	DILIZINTABA SENIOR SECONDARY SCHOOL	2	0	28	11	39.3	0	25	5	20.0	0	17	6	35.3
	200200126	4311010	DONDASHE SENIOR SECONDARY SCHOOL	2	0	40	11	27.5	0	28	12	42.9	6	21	10	47.6
	200200150	4311011	ELUKHANYISWENI SENIOR SCHOOL	2	0	35	22	62.9	0	27	22	81.5	6	32	9	28.1
	200200156	4311013	EMFUNDWENI SENIOR SECONDARY SCHOOL	2	2	64	23	35.9	21	60	17	28.3	11	38	11	28.9
	200200157	4311014	EMGWALI PUBLIC SCHOOL	3	0	56	14	25.0	0	63	19	30.2	0	51	16	31.4
	200100214	4311016	EYABANTU SENIOR SECONDARY SCHOOL	3	2	28	20	71.4	0	41	27	65.9	12	36	15	41.7
	200600208	4311017	FUNDANI HIGH SCHOOL	3	4	99	51	51.5	1	139	70	50.4	0	141	63	44.7
	200200197	4311018	GCATO SENIOR SECONDARY SCHOOL	3	6	39	16	41.0	2	51	16	31.4	0	24	21	87.5
	200200201	4311019	GEJU HIGH SCHOOL	2	0	12	10	83.3	0	21	11	52.4	0	26	14	53.8
	200200202	4311020	GEORGE MQALO HIGH SCHOOL	3	0	14	5	35.7	5	22	17	77.3	0	13	7	53.8
	200200209	4311021	GOBIZEMBE HIGH SCHOOL	3	1	26	23	88.5	5	14	14	100.0	2	15	15	100.0
	200200226	4311023	GUSHIPHELA SENIOR SECONDARY SCHOOL	2	0	26	21	80.8	0	19	15	78.9	0	17	14	82.4
	200200233	4311025	H H MAJIZA SENIOR SECONDARY SCHOOL	3	0	28	16	57.1	0	33	11	33.3	0	29	17	58.6
	200100296	4311026	HEALDTOWN HIGH SCHOOL	2	2	24	7	29.2	0	39	9	23.1	6	29	7	24.1
	200200267	4311027	IMIDUSHANE SENIOR SECONDARY SCHOOL	3	3	25	12	48.0	0	48	31	64.6	1	39	23	59.0
	200200269	4311028	IMINGCANGATHELO HIGH SCHOOL	3	3	82	53	64.6	0	34	31	91.2	0	67	60	89.6
	200100338	4311029	INYIBIBA HIGH SCHOOL	3	1	62	21	33.9	23	20	16	80.0	22	33	22	66.7
	200200763	4311030	ISIHOBOTI PUBLIC COMBINED SCHOOL	3	0	23	21	91.3	0	37	31	83.8	0	25	11	44.0
	200200282	4311031	J M NDINDWA HIGH SCHOOL	3	0	70	4	5.7	0	56	24	42.9	0	24	7	29.2
	200200283	4311032	JABAVU SENIOR SECONDARY SCHOOL	3	7	123	48	39.0	4	119	55	46.2	0	112	70	62.5
	200200285	4311033	JALI HIGH SCHOOL	2	1	32	21	65.6	7	43	24	55.8	9	31	18	58.1

EASTERN CAPE																	
District Name	EMIS No	Centre No	Centre Name	Quintile	2015				2016				2017			
					No Progressed	Wrote	Achieved	% Achieved	No Progressed	Wrote	Achieved	% Achieved	No Progressed	Wrote	Achieved	% Achieved
AMATHOLE WEST	200200290	4311034	JIM MVABAZA SENIOR SECONDARY SCHOOL	2	0	25	23	92.0	0	25	16	64.0	2	20	14	70.0
	200200295	4311035	JONGILE NOMPONDO PUBLIC SCHOOL	3	0	218	86	39.4	24	193	128	66.3	0	171	72	42.1
	200200297	4311036	JOSI-MARELA HIGH SCHOOL	2	0	21	5	23.8	0	27	7	25.9	0	15	9	60.0
	200200299	4311037	JULY SENIOR SECONDARY SCHOOL	2	0	10	8	80.0	0	22	10	45.5	0	17	10	58.8
	200200302	4311038	KAMA HIGH SCHOOL	3	9	76	30	39.5	0	93	24	25.8	16	73	28	38.4
	200200303	4311039	KANANA SENIOR SECONDARY SCHOOL	2	0	15	8	53.3	0	31	7	22.6	0	33	12	36.4
	200200306	4311040	KAULELA SENIOR SECONDARY SCHOOL	2	0	5	3	60.0	0	18	7	38.9	0	19	6	31.6
	200200308	4311041	KEI ROAD COMBINED SCHOOL	3	0	22	13	59.1	16	34	3	8.8	0	19	2	10.5
	200200328	4311042	KUBUSIE COMBINED SCHOOL	3	3	89	36	40.4	14	69	40	58.0	0	48	25	52.1
	200200330	4311043	KULILE JUNIOR SECONDARY SCHOOL	2	0	70	29	41.4	1	70	13	18.6	0	60	21	35.0
	200200345	4311044	KWEZILENTABA SENIOR SECONDARY SCHOOL	3	0	13	7	53.8	0	13	5	38.5	4	9	2	22.2
	200100455	4311045	LINDANI SENIOR SECONDARY SCHOOL	3	7	46	21	45.7	9	32	13	40.6	7	22	12	54.5
	200200360	4311046	LINGANI SENIOR SECONDARY SCHOOL	3	0	35	10	28.6	3	29	7	24.1	0	15	8	53.3
	200200361	4311047	LINGELETHU HIGH SCHOOL	2	0	21	13	61.9	0	19	12	63.2	0	35	13	37.1
	200100462	4311048	LONWABO HIGH SCHOOL	3	5	26	13	50.0	22	30	7	23.3	14	23	14	60.9
	200200377	4311049	LUKHOZI HIGH SCHOOL	3	15	43	13	30.2	13	21	16	76.2	20	21	14	66.7
	200200387	4311050	LUXOLO HIGH SCHOOL	2	0	15	7	46.7	0	24	11	45.8	0	25	5	20.0
	200200424	4311051	MASIBONISANE SENIOR SECONDARY SCHOOL	2	1	51	26	51.0	0	81	20	24.7	0	80	23	28.8
	200201011	4311052	MASIHLANGANE SENIOR SECONDARY SCHOOL	3	0	60	12	20.0	0	48	10	20.8	0	41	19	46.3
	200200429	4311053	MASIMANYANE SENIOR SECONDARY SCHOOL	3	0	51	28	54.9	10	70	45	64.3	27	41	28	68.3
	200100500	4311055	MASIZAKHE SENIOR SECONDARY SCHOOL	3	0	18	7	38.9	0	14	6	42.9	9	18	8	44.4
	200200440	4311056	MATOMELA SENIOR SECONDARY SCHOOL	3	4	49	38	77.6	0	54	23	42.6	0	84	20	23.8
	200200441	4311057	MATSA SENIOR SECONDARY SCHOOL	3	8	47	28	59.6	13	26	19	73.1	5	18	15	83.3
	200200451	4311058	MBULELO BENEKANE H S S S	3	4	103	80	77.7	0	97	77	79.4	4	50	45	90.0

EASTERN CAPE																	
District Name	EMIS No	Centre No	Centre Name	Quintile	2015				2016				2017			
					No Progressed	Wrote	Achieved	% Achieved	No Progressed	Wrote	Achieved	% Achieved	No Progressed	Wrote	Achieved	% Achieved
AMATHOLE WEST	200200457	4311059	MDIBANISO SENIOR SECONDARY SCHOOL	2	0	56	28	50.0	0	62	23	37.1	5	56	25	44.6
	200200479	4311060	MHLAMBISO HIGH SCHOOL	3	4	31	12	38.7	1	27	9	33.3	0	31	20	64.5
	200200496	4311061	MPAMBANI MZIMBA HIGH SCHOOL	3	5	45	21	46.7	3	49	27	55.1	18	23	17	73.9
	200200510	4311062	MTHWAKU SENIOR SECONDARY SCHOOL	2	0	29	18	62.1	0	37	24	64.9	8	32	15	46.9
	200200530	4311064	MZOMTSHA HIGH SCHOOL	3	9	31	17	54.8	0	22	7	31.8	0	33	21	63.6
	200200532	4311065	MZONTSUNDU SENIOR SECONDARY SCHOOL	3	5	53	32	60.4	10	32	19	59.4	12	36	28	77.8
	200200534	4311066	MZUXOLILE HIGH SCHOOL	3	4	59	19	32.2	9	43	15	34.9	0	24	3	12.5
	200200537	4311067	NANGAMSO SENIOR SECONDARY SCHOOL	2	0	14	12	85.7	1	26	17	65.4	1	20	15	75.0
	200200539	4311068	NATHANIEL PAMLA HIGH SCHOOL	3	5	120	92	76.7	6	169	100	59.2	5	144	95	66.0
	200200542	4311069	NCEDOLWETHU SENIOR SECONDARY SCHOOL	2	2	60	29	48.3	0	66	28	42.4	7	26	13	50.0
	200100051	4311070	NEWTON HIGH SCHOOL	1									0	15	3	20.0
	200200560	4311071	NGANGELIZWE SENIOR SECONDARY SCHOOL	2	3	33	4	12.1	9	16	6	37.5	3	15	7	46.7
	200200582	4311072	NJONGOZABANTU S S S	2	8	27	18	66.7	4	25	19	76.0	0	15	12	80.0
	200200642	4311074	NOZALISILE SENIOR SECONDARY SCHOOL	3	4	30	17	56.7	0	18	11	61.1	0	35	27	77.1
	200200646	4311075	NTABENKONYANA S S S	2	34	176	96	54.5	16	154	83	53.9	0	140	50	35.7
	200200670	4311077	NZULULWAZI HIGH SCHOOL	3	9	64	47	73.4	10	55	35	63.6	11	79	36	45.6
	200200684	4311078	PHANDULWAZI AGRICULTURAL HIGH SCHOOL	3	0	55	44	80.0	0	77	70	90.9	0	65	46	70.8
	200200715	4311079	QHAYIYA SENIOR SECONDARY SCHOOL	2	0	22	17	77.3	6	27	10	37.0	0	20	12	60.0
	200200725	4311080	RABULA SENIOR SECONDARY SCHOOL	3	0	17	3	17.6	10	15	9	60.0	0	7	4	57.1
	200200729	4311081	RESHWA SENIOR SECONDARY SCHOOL	3	0	11	7	63.6	1	12	3	25.0	0	16	2	12.5
	200100672	4311082	SAKHULULEKA HIGH SCHOOL	3	2	82	45	54.9	10	148	45	30.4	32	83	34	41.0
	200200744	4311083	SAKUPHUMELELA S S S	2					0	28	13	46.4	1	35	9	25.7
	200200773	4311084	SINETHEMBA PUBLIC SCHOOL	3					0	36	8	22.2	8	76	20	26.3
	200200782	4311087	SISEKO HIGH SCHOOL	2	16	47	18	38.3	5	34	19	55.9	9	34	23	67.6

EASTERN CAPE																	
District Name	EMIS No	Centre No	Centre Name	Quintile	2015				2016				2017			
					No Progressed	Wrote	Achieved	% Achieved	No Progressed	Wrote	Achieved	% Achieved	No Progressed	Wrote	Achieved	% Achieved
AMATHOLE WEST	200200790	4311088	SIYABONGA SENIOR SECONDARY SCHOOL	3	5	33	7	21.2	1	20	11	55.0	0	17	14	82.4
	200200791	4311089	SIYAKHULA PUBLIC SCHOOL	3	0	53	20	37.7	1	47	8	17.0	0	35	19	54.3
	200200970	4311090	SIZINGISILE SENIOR SECONDARY SCHOOL	2	2	53	27	50.9	0	33	25	75.8	6	30	18	60.0
	200200800	4311091	SOBANTU SENIOR SECONDARY SCHOOL	2	1	47	30	63.8	9	41	22	53.7	3	35	25	71.4
	200200810	4311092	SOTININI SENIOR SECONDARY	2	0	13	3	23.1	0	14	6	42.9	0	14	9	64.3
	200200977	4311093	ST CHARLES SOJOLA HIGH SCHOOL	3	0	44	28	63.6	9	46	23	50.0	7	45	28	62.2
	200200816	4311094	ST MATTHEWS HIGH SCHOOL	2	10	84	65	77.4	0	96	88	91.7	0	84	70	83.3
	200200824	4311095	STUTTEREIM HIGH SCHOOL	4	0	53	53	100.0	0	51	50	98.0	0	40	38	95.0
	200200828	4311096	TAMSANQA HIGH SCHOOL	2	2	28	12	42.9	10	25	13	52.0	5	18	11	61.1
	200100771	4311097	TEMPLETON HIGH SCHOOL	4	3	33	22	66.7	0	32	24	75.0	2	30	17	56.7
	200200831	4311099	THEMBELANI HIGH SCHOOL	3	0	17	6	35.3	0	19	9	47.4	0	13	9	69.2
	200200843	4311100	THOBELANI SENIOR SECONDARY SCHOOL	3	0	25	21	84.0	0	48	17	35.4	3	35	21	60.0
	200100908	4311101	THUBALETHU HIGH SCHOOL	4	0	83	41	49.4	1	91	48	52.7	19	44	24	54.5
	200200862	4311102	TYALI HIGH SCHOOL	3	3	14	5	35.7	0	9	7	77.8	0	15	15	100.0
	200200871	4311103	ULANA SENIOR SECONDARY SCHOOL	3	2	18	9	50.0	5	27	7	25.9	0	21	10	47.6
	200200596	4311104	VICTORIA MXENGE HIGH SCHOOL	3	0	25	14	56.0	0	11	3	27.3	0	11	3	27.3
	200200885	4311105	VUKILE TSHWETE S S S	2	0	50	18	36.0	0	69	33	47.8	0	47	27	57.4
	200100862	4311106	WINTERBERG AGRICULTURAL HIGH SCHOOL	5	0	45	44	97.8	3	48	46	95.8	0	38	32	84.2
	200200913	4321114	Z K MATTHEWS SENIOR SECONDARY SCHOOL	3	19	115	35	30.4	27	83	11	13.3	0	88	30	34.1
	200200924	4311107	ZANEMFUNDO SENIOR SECONDARY SCHOOL	2	0	46	11	23.9	0	37	14	37.8	0	25	7	28.0

EASTERN CAPE																	
District Name	EMIS No	Centre No	Centre Name	Quintile	2015				2016				2017			
					No Progressed	Wrote	Achieved	% Achieved	No Progressed	Wrote	Achieved	% Achieved	No Progressed	Wrote	Achieved	% Achieved
AMATHOLE WEST	200200926	4311108	ZANOBUZWE HIGH SCHOOL	2									0	11	9	81.8
	200200932	4311111	ZANOVUYO SENIOR SECONDARY SCHOOL	2	0	45	16	35.6	4	43	19	44.2	0	63	19	30.2
	200200956	4311112	ZWELAMANDLOVU S S S	3	0	26	1	3.8	0	11	4	36.4	0	19	4	21.1
	200200960	4311113	ZWELIMJONGILE SENIOR SECONDARY SCHOO	2	4	13	10	76.9	5	26	13	50.0	10	11	10	90.9
	200300708	4311114	ZWELIVUMILE SENIOR SECONDARY SCHOOL	2	43	156	106	67.9	21	123	89	72.4	0	93	80	86.0
BUFFALO CITY	200200009	4321002	ALPHENDALE SECONDARY SCHOOL	4	26	190	160	84.2	31	136	107	78.7	31	148	110	74.3
	200201004	4322003	ALTHORPE COLLEGE		10	86	41	47.7	0	61	35	57.4	0	44	30	68.2
	200200022	4321004	ARCHIE VELILE S S S	3	9	103	57	55.3	3	88	38	43.2	0	72	51	70.8
	200200028	4321005	B KAT SENIOR SECONDARY SCHOOL	3	2	27	11	40.7	6	25	12	48.0	0	20	4	20.0
	200200035	4321006	BEACONHURST SCHOOL	5	0	62	62	100.0	0	54	54	100.0	0	47	47	100.0
	200200044	4321007	BHISHO HIGH SCHOOL	3	1	189	162	85.7	19	243	205	84.4	0	181	144	79.6
	200201048	4321008	BHONGOLETHU SENIOR SECONDARY SCHOOL	2	33	72	45	62.5	0	79	50	63.3	17	90	41	45.6
	200200072	4321009	BLYLETTS COMBINED SCHOOL	2	16	138	110	79.7	21	108	76	70.4	32	93	73	78.5
	200200058	4321010	BREIDBACH SENIOR SECONDARY SCHOOL	3	2	117	90	76.9	0	144	121	84.0	8	125	79	63.2
	200200060	4321011	BUCHULE TECHNICAL HIGH SCHOOL	3	66	109	31	28.4	34	29	23	79.3	17	25	18	72.0
	200200075	4321012	CAMBRIDGE HIGH SCHOOL	5	0	208	208	100.0	0	177	177	100.0	1	187	184	98.4
	200300874	4322122	CANNAN ACADEMY		1	36	26	72.2	1	49	37	75.5	1	31	22	71.0
	200201069	4322013	CENTRE OF EXCELLENCE		8	81	60	74.1	0	147	114	77.6	0	107	75	70.1
	200200083	4321014	CHARLES MORGAN PUBLIC SCHOOL	3	0	16	6	37.5	3	31	18	58.1	0	40	11	27.5
	200200088	4321015	CLARENDON GIRLS HIGH SCHOOL	5	0	141	141	100.0	0	143	143	100.0	0	141	141	100.0
	200200103	4321016	DALE COLLEGE BOYS HIGH SCHOOL	5	0	117	103	88.0	2	104	90	86.5	0	100	85	85.0
	200200111	4321017	DAVID MAMA HIGH SCHOOL	3	5	99	81	81.8	23	102	84	82.4	16	68	46	67.6
	200200983	4321019	DUMALISILE SECONDARY SCHOOL	3	0	50	19	38.0	0	36	10	27.8	0	23	4	17.4
	200201035	4322020	EAST LONDON SCIENCE COLLEGE		3	72	63	87.5	3	64	60	93.8	0	68	64	94.1
	200200139	4321021	EAST LONDON SECONDARY SCHOOL	4	15	100	79	79.0	1	62	54	87.1	1	45	33	73.3
	200200141	4321022	EBENEZER MAJOMBOZI HIGH SCHOOL	3	72	193	114	59.1	81	176	122	69.3	44	35	31	88.6

EASTERN CAPE																	
					2015				2016				2017				
District Name	EMIS No	Centre No	Centre Name	Quintile	No Progressed	Wrote	Achieved	% Achieved	No Progressed	Wrote	Achieved	% Achieved	No Progressed	Wrote	Achieved	% Achieved
BUFFALO CITY	200200165	4321023	ENOCH SONTONGA SENIOR SECONDARY SCHO	3	5	105	84	80.0	0	123	103	83.7	5	71	60	84.5
	200200168	4321024	ERIC MNTONGA HIGH SCHOOL	3	19	43	15	34.9	22	32	23	71.9	32	17	14	82.4
	200200183	4321025	FORBES GRANT SENIOR SECONDARY SCHOOL	3	0	95	41	43.2	24	101	19	18.8	0	53	27	50.9
	200200191	4321026	FUNIWE SENIOR SECONDARY SCHOOL	2	14	62	43	69.4	16	66	32	48.5	42	41	20	48.8
	200200196	4321027	GASELA HIGH SCHOOL	3	0	69	36	52.2	29	43	33	76.7	0	37	16	43.2
	200200203	4321028	GEORGE RANDELL HIGH SCHOOL	5	2	89	88	98.9	0	70	70	100.0	2	68	63	92.6
	200201018	4321029	GONUBIE HIGH SCHOOL	4	4	83	83	100.0	0	62	59	95.2	0	71	65	91.5
	200200990	4321030	GOODHOPE SENIOR SECONDARY SCHOOL	2	1	52	16	30.8	0	109	12	11.0	5	33	13	39.4
	200200220	4321031	GREENPOINT SECONDARY SCHOOL	4	12	112	102	91.1	1	120	107	89.2	63	113	94	83.2
	200200253	4321032	GRENS HIGH SCHOOL	5	3	111	111	100.0	0	109	107	98.2	1	120	117	97.5
	200200227	4321033	GWABA COMBINED SCHOOL	3	8	37	17	45.9	0	27	6	22.2	0	37	7	18.9
	200200240	4321034	HECTOR PETERSON HIGH SCHOOL	3	0	218	157	72.0	32	167	144	86.2	16	164	69	42.1
	200200248	4321035	HLOKOMA HIGH SCHOOL	3	7	71	40	56.3	25	40	32	80.0	21	48	32	66.7
	200200251	4321036	HLUMANI HIGH SCHOOL	3	17	88	33	37.5	7	88	19	21.6	12	51	28	54.9
	200200252	4321037	HOERSKOOL DE VOS MALAN	5	0	59	57	96.6	1	84	82	97.6	0	70	66	94.3
	200200254	4321038	HOHO SENIOR SECONDARY SCHOOL	3	0	39	20	51.3	0	41	16	39.0	2	31	11	35.5
	200200260	4321039	HUDSON PARK HIGH SCHOOL	5	1	212	210	99.1	0	213	212	99.5	3	206	203	98.5
	200200270	4321040	IMIQHAYI SENIOR SECONDARY SCHOOL	3	14	59	37	62.7	6	58	37	63.8	0	31	23	74.2
	200200985	4321041	INKWENKWEZI HIGH SCHOOL	3	0	60	16	26.7	0	42	21	50.0	0	29	12	41.4
	200201016	4321042	IQONCE HIGH SCHOOL	3	6	50	19	38.0	10	39	20	51.3	3	46	10	21.7
	200200455	4321043	J F MATI SENIOR SECONDARY SCHOOL	3	25	65	23	35.4	27	32	14	43.8	26	40	12	30.0
	200200292	4321044	JOHN BISSEKER SECONDARY SCHOOL	4	38	227	128	56.4	3	204	154	75.5	0	116	70	60.3
	200200294	4321045	JONGILANGA HIGH SCHOOL	2	1	32	11	34.4	0	28	13	46.4	7	41	25	61.0
	200200296	4321046	JONGUHLANGA SENIOR SECONDARY SCHOOL	3	0	15	10	66.7	2	37	15	40.5	0	34	15	44.1

EASTERN CAPE																	
District Name	EMIS No	Centre No	Centre Name	Quintile	2015				2016				2017			
					No Progressed	Wrote	Achieved	% Achieved	No Progressed	Wrote	Achieved	% Achieved	No Progressed	Wrote	Achieved	% Achieved
BUFFALO CITY	200200314	4321047	KHULANI COMMERCIAL HIGH SCHOOL	3	2	115	96	83.5	28	164	133	81.1	18	136	95	69.9
	200201078	4322127	KINGS COLLEGE		0	17	13	76.5	0	23	20	87.0	0	40	24	60.0
	200200300	4321048	KINGSRIDGE HIGH SCHOOL	5	0	88	88	100.0	0	92	92	100.0	0	78	78	100.0
	200200333	4321049	KUSILE COMPREHESIVE SCHOOL	3	70	205	93	45.4	26	118	84	71.2	62	174	68	39.1
	200200334	4321050	KUYASA SENIOR SECONDARY SCHOOL	3	13	132	71	53.8	0	115	70	60.9	0	117	50	42.7
	0	4321051	KWENXURA SENIOR SECONDARY SCHOOL	3									4	32	13	40.6
	200200359	4321052	LILYFONTEIN SCHOOL	5	0	27	27	100.0	0	26	26	100.0	0	24	24	100.0
	200200362	4321053	LINGELETHU SENIOR SECONDARY SCHOOL	2	27	99	37	37.4	14	94	37	39.4	17	57	28	49.1
	200200371	4321054	LOYISO SENIOR SECONDARY SCHOOL	3	45	102	25	24.5	4	42	24	57.1	11	35	21	60.0
	200200379	4321055	LUMKO HIGH SCHOOL	3	3	114	84	73.7	55	112	72	64.3	20	93	61	65.6
	200200437	4321056	MASIXOLE HIGH SCHOOL	3	16	94	38	40.4	12	88	44	50.0	14	42	31	73.8
	200200473	4321057	MGCAWEZULU SENIOR SECONDARY SCHOOL	3	0	41	13	31.7	3	38	17	44.7	0	38	16	42.1
	200200483	4321058	MIZAMO SENIOR SECONDARY SCHOOL	3	4	89	54	60.7	0	88	55	62.5	4	91	46	50.5
	200200495	4321059	MOSES MABHIDA SENIOR SECONDARY SCHOO	3	6	37	23	62.2	0	22	20	90.9	4	34	13	38.2
	200200500	4321060	MPUMELELO SENIOR SECONDARY SCHOOL	3	8	53	27	50.9	8	59	27	45.8	0	43	25	58.1
	200200521	4321062	MZAMOWETHU PUBLIC SCHOOL	3	3	54	33	61.1	14	60	27	45.0	2	27	26	96.3
	200200527	4321063	MZOKHANYO HIGH SCHOOL	3	58	130	54	41.5	68	110	44	40.0	45	91	30	33.0
	200200528	4321064	MZOMHLE SENIOR SECONDARY SCHOOL	3	35	121	77	63.6	0	136	60	44.1	11	76	29	38.2
	200201049	4321065	MZWINI SENIOR SECONDARY SCHOOL	2	15	25	5	20.0	26	15	9	60.0	6	39	8	20.5
	200200422	4321124	NDEMA SENIOR SECONDARY|SCHOOL	2	0	20	2	10.0	14	28	9	32.1	0	14	11	78.6
	200200574	4321066	NGWENYATHI HIGH SCHOOL	3	0	91	56	61.5	24	81	55	67.9	18	77	67	87.0
	200200609	4321067	NOMPENDULO HIGH SCHOOL	3	1	39	20	51.3	3	38	19	50.0	3	22	11	50.0
	200200617	4321068	NONCEBA SENIOR SECONDRY SCHOOL	3	0	58	23	39.7	20	79	35	44.3	0	16	8	50.0
	200200619	4321069	NONCEDO COMBINED SCHOOL	3	8	34	17	50.0	9	24	17	70.8	8	27	18	66.7

EASTERN CAPE																	
District Name	EMIS No	Centre No	Centre Name	Quintile	2015				2016				2017			
					No Progressed	Wrote	Achieved	% Achieved	No Progressed	Wrote	Achieved	% Achieved	No Progressed	Wrote	Achieved	% Achieved
BUFFALO CITY	200200635	4321070	NOSIZWE HIGH SCHOOL	3	4	76	20	26.3	10	62	26	41.9	12	35	25	71.4
	200200639	4321071	NOWAWE HIGH SCHOOL	3	0	74	17	23.0	14	61	24	39.3	7	47	10	21.3
	200200658	4321072	NTSOKOTHA SENIOR SECONDARY SCHOOL	3	16	47	18	38.3	0	73	33	45.2	9	60	44	73.3
	200200664	4321073	NYAMEKO HIGH SCHOOL	3	26	127	103	81.1	0	107	89	83.2	7	87	71	81.6
	200200688	4321074	PHILEMON NGCELWANE HIGH SCHOOL	3	2	93	73	78.5	9	136	89	65.4	23	116	86	74.1
	200200690	4321075	PHILLIP MTYWAKU SEN SEC SCHOOL	3	2	47	26	55.3	5	57	23	40.4	0	31	30	96.8
	200200699	4321076	PORT REX TECHNICAL HIGH	5	14	94	75	79.8	9	78	53	67.9	18	93	65	69.9
	200200707	4321077	QAQAMBA SENIOR SECONDARY SCHOOL	3	92	111	19	17.1	61	64	39	60.9	38	25	21	84.0
	200200988	4321078	QHAMANI SENIOR SECONDARY SCHOOL	3	0	11	8	72.7	12	43	14	32.6	3	24	5	20.8
	200200714	4321079	QHASANA SENIOR SECONDARY SCHOOL	3	7	55	10	18.2	15	70	8	11.4	6	55	16	29.1
	200200730	4321080	RICHARD VARHA HIGH SCHOOL	3	0	139	108	77.7	19	187	143	76.5	0	98	87	88.8
	200200737	4321081	S E K MQHAYI HIGH SCHOOL	3	41	57	14	24.6	0	24	13	54.2	0	21	10	47.6
	200201033	4321082	SAKHIKAMVA HIGH SCHOOL	3	26	61	18	29.5	20	39	25	64.1	16	40	28	70.0
	200200742	4321083	SAKHISIZWE HIGH SCHOOL	3	17	62	41	66.1	17	112	86	76.8	4	130	79	60.8
	200200748	4321084	SANDISIWE HIGH SCHOOL	3	19	135	70	51.9	24	70	62	88.6	33	87	69	79.3
	200200705	4321085	SELBORNE COLLEGE BOYS HIGH	2	0	147	147	100.0	0	139	139	100.0	0	148	147	99.3
	200200765	4321086	SIKHULULE HIGH SCHOOL	3	38	129	65	50.4	15	118	49	41.5	5	79	19	24.1
	200200767	4321087	SILIMELA HIGH SCHOOL	3	20	83	23	27.7	6	52	19	36.5	5	34	17	50.0
	200200770	4321088	SIMZAMILE SENIOR SECONDARY SCHOOL	3	1	49	27	55.1	5	65	15	23.1	0	35	22	62.9
	200200774	4321089	SINETHEMBA SENIOR SECONDARY SCHOOL	3	10	86	20	23.3	0	46	14	30.4	14	41	10	24.4
	200200775	4321090	SINIKIWE HIGH SCHOOL	3	8	28	14	50.0	3	28	20	71.4	9	35	23	65.7
	200200778	4321091	SINOVUYO HIGH SCHOOL	3	32	61	16	26.2	17	30	16	53.3	14	15	13	86.7
	200200789	4321092	SIYABABALWA SENIOR SECONDARY SCHOOL	3	1	27	17	63.0	6	22	11	50.0	0	12	7	58.3
	200201002	4321093	SIYAZAKHA SECONDARY SCHOOL	3	12	40	13	32.5	0	32	14	43.8	5	34	10	29.4
	200200797	4321094	SIYAZAMA SENIOR SECONDARY SCHOOL	3	0	34	20	58.8	0	28	17	60.7	0	32	15	46.9

EASTERN CAPE																	
District Name	EMIS No	Centre No	Centre Name	Quintile	2015				2016				2017			
					No Progressed	Wrote	Achieved	% Achieved	No Progressed	Wrote	Achieved	% Achieved	No Progressed	Wrote	Achieved	% Achieved
BUFFALO CITY	200200802	4321095	SOLOMON MAHLANGU SENIOR SECONDARY	3	27	74	31	41.9	44	76	31	40.8	21	49	24	49.0
	200201050	4321096	SOPHATHISANA SENIOR SECONDARY SCHOOL	3	19	130	74	56.9	6	178	127	71.3	20	89	70	78.7
	200201045	4322097	ST CHRISTOPHERS PRIVATE SCHOOL		1	76	70	92.1	0	74	65	87.8	0	53	48	90.6
	400200819	4323126	ST THOMAS FOR THE DEAF		0	12	0	0.0	0	14	2	14.3	0	8	3	37.5
	200601179	4322098	ST THOMAS PRIVATE SCHOOL		0	41	35	85.4	0	38	37	97.4	0	34	26	76.5
	200200822	4321099	STIRLING HIGH SCHOOL	5	2	219	218	99.5	1	217	216	99.5	0	205	205	100.0
		4322125	STUTTEREIM MATHS & SCIENCE ACADEMY										0	9	4	44.4
	200200837	4321100	THEMBALABANTU HIGH SCHOOL	3	0	170	79	46.5	8	134	63	47.0	4	78	48	61.5
	200200838	4321101	THEMBALESIZWE S S S	3	0	30	7	23.3	2	22	5	22.7	3	13	5	38.5
	200200848	4321102	TOISE SENIOR SECONDARY SCHOOL	3	0	112	91	81.3	40	123	93	75.6	0	133	62	46.6
	200200857	4321103	TSHOLOMNQA HIGH SCHOOL	2	22	149	57	38.3	50	126	46	36.5	27	138	36	26.1
	200200872	4321104	ULWAZI HIGH SCHOOL	3	0	78	78	100.0	17	83	79	95.2	7	57	57	100.0
	200200874	4321105	UMTIZA HIGH SCHOOL	3	51	105	58	55.2	0	125	64	51.2	22	75	39	52.0
	200200876	4321106	UMZUVUKILE HIGH SCHOOL	2	28	56	16	28.6	16	38	21	55.3	12	46	26	56.5
	200201047	4321107	UNATHI SECONDARY SCHOOL	3	51	134	93	69.4	19	103	75	72.8	22	80	65	81.3
	200222881	4321108	UVIWE SENIOR SECONDARY SCHOOL	3									0	62	43	69.4
	200200886	4323109	VUKUHAMBE SCHOOL										0	4	4	100.0
	200200887	4321110	VULAMAZIBUKO HIGH SCHOOL	3	13	108	70	64.8	0	121	84	69.4	37	56	47	83.9
	200201051	4321111	WEST BANK SENIOR SECONDARY SCHOOL	4	3	35	29	82.9	0	47	40	85.1	0	46	35	76.1
	200200901	4321112	WESTBANK BANK HIGH SCHOOL	5	0	72	69	95.8	3	71	66	93.0	1	70	65	92.9
	200200906	4321113	WONGALETHU HIGH SCHOOL	3	30	163	44	27.0	14	144	47	32.6	2	90	29	32.2
	200900211	4321123	XOLANI SENIOR SECONDARY SCHOOL	3	0	101	73	72.3	8	97	58	59.8	2	53	38	71.7

EASTERN CAPE																	
District Name	EMIS No	Centre No	Centre Name	Quintile	2015				2016				2017			
					No Progressed	Wrote	Achieved	% Achieved	No Progressed	Wrote	Achieved	% Achieved	No Progressed	Wrote	Achieved	% Achieved
BUFFALO CITY	200200925	4321116	ZANEMPUCUKO SENIOR SECONDARY SCHOOL	3	0	119	59	49.6	13	117	88	75.2	0	124	66	53.2
	200200947	4321117	ZINZANI SENIOR SECONDARY SCHOOL	3	25	76	38	50.0	28	86	25	29.1	17	47	17	36.2
	200200951	4321119	ZUKHANYE SENIOR SECONDARY SCHOOL	3	10	52	33	63.5	15	55	35	63.6	10	45	25	55.6
	200200963	4321120	ZWELIYANDILA HIGH SCHOOL	2	3	78	10	12.8	7	94	12	12.8	5	71	4	5.6
CHRIS HANI EAST	200600003	4261001	A M ZANTSI SENIOR SECONDARY SCHOOL	1	4	64	53	82.8	26	58	49	84.5	12	55	48	87.3
	200600109	4261002	ARTHUR MFEBE SENIOR SECONDARY SCHOOL	3									8	39	23	59.0
	200600452	4261003	BATANDWA NDONDO SENIOR SECONDARY SCH	3	58	137	46	33.6	24	92	46	50.0	0	74	50	67.6
	200601077	4261004	BUBELE SENIOR SECONDARY SCHOOL	2	2	15	1	6.7	7	17	3	17.6	2	9	5	55.6
	200600088	4261005	CALA SENIOR SECONDARY SCHOOL	3	63	175	87	49.7	14	172	68	39.5	0	172	60	34.9
	200400084	4261006	CLARKEBURY SENIOR SECONDARY SCHOOL	1	6	241	109	45.2	7	257	180	70.0	1	295	183	62.0
	0	4261007	COFIMVABA SENIOR SECONDARY SCHOOL	3	4	208	200	96.2	25	257	237	92.2	48	264	229	86.7
	200400094	4261008	CWECWENI SENIOR SECONDARY SCHOOL	1	4	94	59	62.8	10	127	68	53.5	0	99	60	60.6
	200600123	4261009	D M SKOSANA SENIOR SECONDARY SCHOOL	2	26	77	32	41.6	19	69	31	44.9	0	62	27	43.5
	200601092	4261010	DALIWONGA SENIOR SECONDARY SCHOOL	2	17	109	72	66.1	30	133	94	70.7	23	72	59	81.9
	200400134	4261011	DOLOPHINI SENIOR SECONDARY SCHOOL	1	8	71	26	36.6	4	69	22	31.9	0	55	17	30.9
	200401338	4261012	ELLIOT HIGH SCHOOL	4	0	28	24	85.7	0	35	25	71.4	0	28	15	53.6
	200400159	4261013	EMIZAMOYETHU SENIOR SECONDARY SCHOOL	1	3	58	21	36.2	3	45	27	60.0	0	57	24	42.1
	200400167	4261014	ENGCOBO VILLAGE SENIOR SECONDARY	1					0	86	32	37.2	0	70	34	48.6
	200600195	4261015	FALO SENIOR SECONDARY SCHOOL	2	3	83	50	60.2	0	65	41	63.1	11	44	27	61.4
	200300111	4261016	GOBINAMBA SENIOR SECONDARY SCHOOL	3	13	73	33	45.2	11	54	30	55.6	10	83	30	36.1
	200400248	4261017	GWARUBANA SENIOR SECONDARY SCHOOL	1	23	111	21	18.9	31	117	31	26.5	0	56	27	48.2
	200601112	4261018	HALA SENIOR SECONDARY SCHOOL	1	0	32	17	53.1	12	27	11	40.7	16	29	5	17.2
	200601031	4261019	ISIKHOBA NOMBEWU SECONDARY SCHOOL	2	16	71	34	47.9	32	77	16	20.8	8	44	20	45.5

EASTERN CAPE																	
District Name	EMIS No	Centre No	Centre Name	Quintile	2015				2016				2017			
					No Progressed	Wrote	Achieved	% Achieved	No Progressed	Wrote	Achieved	% Achieved	No Progressed	Wrote	Achieved	% Achieved
CHRIS HANI EAST	200300804	4261020	JONGIZIZWE SENIOR SECONDARY SCHOOL	2	3	29	15	51.7	7	37	18	48.6	2	32	15	46.9
	200400324	4261021	KHANYOLWETHU SENIOR SECONDARY SCHOOL	1	10	25	6	24.0	4	25	5	20.0	0	53	22	41.5
	200600335	4261022	KHWAZA SENIOR SECONDARY SCHOOL	2	4	68	28	41.2	59	43	17	39.5	13	37	13	35.1
	200600359	4261023	L JENTILE SENIOR SECONDARY SCHOOL	2	8	60	13	21.7	9	37	20	54.1	0	17	16	94.1
	0	4261024	LANGALETHU SENIOR SECONDARY SCHOOL	1									0	8	8	100.0
	200601032	4261025	LOWER SEPLAN SENIOR SECONDARY SCHOOL	1	0	24	7	29.2	8	13	3	23.1	7	8	4	50.0
	200400419	4291042	LUTUBENI SENIOR SECONDARY SCHOOL	1	15	118	72	61.0	0	130	73	56.2	0	93	72	77.4
	200300279	4261026	MANGELENGELE SENIOR SECONDARY SCHOOL	2	6	67	51	76.1	0	79	58	73.4	0	73	42	57.5
	200400487	4261027	MANZANA SENIOR SECONDARY SCHOOL	2	55	166	45	27.1	49	174	70	40.2	0	169	85	50.3
	2004005054	4261028	MASIKHUTHALE PUBLIC SECONDARY SCHOOL	3									0	61	38	62.3
	200400940	4261029	MASILINGANE SENIOR SECONDARY SCHOOL	1	14	51	27	52.9	30	48	21	43.8	0	36	21	58.3
	200600456	4261030	MAZIBUKO SENIOR SECONDARY SCHOOL	3	0	62	15	24.2	34	38	25	65.8	4	32	24	75.0
	200600470	4261031	MCEULA SENIOR SECONDARY SCHOOL	3	5	60	37	61.7	11	65	21	32.3	12	51	34	66.7
	200400552	4261032	MCOBOLOLO SENIOR SECONDARY SCHOOL	1	5	57	44	77.2	35	55	47	85.5	0	35	30	85.7
	200400584	4261033	MGUDLWA SENIOR SECONDARY SCHOOL	1	39	106	33	31.1	47	67	18	26.9	0	63	32	50.8
	200300343	4261034	MIDDLE ZOLO SENIOR SECONDARY SCHOOL	3	0	11	1	9.1	6	8	0	0.0	0	7	5	71.4
	200601096	4261035	MTETUVUMILE SENIOR SECONDARY SCHOOL	1	0	118	37	31.4	60	110	24	21.8	4	75	34	45.3
	200400693	4261037	MZIKAYISE DALASILE SECONDARY SCHOOL	2	5	103	57	55.3	39	131	55	42.0	0	101	75	74.3
	200601139	4261038	MZIMVUBU SENIOR SECONDARY SCHOOL	2	8	74	29	39.2	20	47	8	17.0	16	30	16	53.3
	200600552	4261039	NCUNCUZO SENIOR SECONDARY SCHOOL	2	40	116	61	52.6	40	83	65	78.3	30	39	26	66.7
	200300845	4261040	NDYEBO NTSALUBA SENIOR SECONDARY SCH	1	0	69	65	94.2	0	73	63	86.3	0	77	66	85.7
	200401313	4261042	NOSIMO TECHNICAL HIGH SCHOOL	1	3	35	15	42.9	9	45	14	31.1	0	45	13	28.9

EASTERN CAPE																	
District Name	EMIS No	Centre No	Centre Name	Quintile	2015				2016				2017			
					No Progressed	Wrote	Achieved	% Achieved	No Progressed	Wrote	Achieved	% Achieved	No Progressed	Wrote	Achieved	% Achieved
CHRIS HANI EAST	200400893	4261043	NYANGA SENIOR SECONDARY SCHOOL	3	17	231	178	77.1	44	186	146	78.5	0	194	160	82.5
	200400905	4261045	PAKAMANI SENIOR SECONDARY SCHOOL	1	93	289	200	69.2	55	250	182	72.8	1	205	135	65.9
	200601029	4261044	PAKAMANI SENIOR SECONDARY SCHOOL	3	6	23	13	56.5	7	19	12	63.2	5	17	10	58.8
	200601047	4261046	SABATA SENIOR SECONDARY SCHOOL	1	0	52	29	55.8	25	50	15	30.0	19	44	22	50.0
	200600743	4261047	SIFONONDILE SENIOR SECONDARY SCHOOL	2	4	16	13	81.3	1	16	11	68.8	0	29	9	31.0
	200401009	4261048	SITOZA SENIOR SECONDARY SCHOOL	1									0	83	32	38.6
	200600756	4261049	SIYABALALA SENIOR SECONDARY SCHOOL	1	2	39	9	23.1	19	28	11	39.3	11	23	9	39.1
	200600987	4261050	ST JAMES SENIOR SECONDARY SCHOOL	3	0	206	201	97.6	0	263	230	87.5	6	235	226	96.2
	200300604	4261051	TOLENI SENIOR SECONDARY SCHOOL	3									0	211	139	65.9
	200300612	4261052	TSOMO SENIOR SECONDARY SCHOOL	3	17	128	89	69.5	59	147	67	45.6	30	171	88	51.5
	200401199	4261054	ZULULIYAZONGAMA SENIOR SECONDARY	1	54	215	86	40.0	141	260	64	24.6	0	125	83	66.4
	200601045	4261055	ZWELANDILE SENIOR SECONDARY SCHOOL	3	0	56	14	25.0	45	47	26	55.3	35	35	26	74.3
	200401213	4261056	ZWELIHLE SENIOR SECONDARY SCHOOL	1	7	69	28	40.6	0	59	17	28.8	0	46	33	71.7
	200401223	4261057	ZWELIVUMILE SENIOR SECONDARY SCHOOL	1	13	91	39	42.9	63	116	40	34.5	0	78	32	41.0
	200300711	4261058	ZWELIXOLILE SENIOR SECONDARY SCHOOL		0	14	12	85.7	0	12	12	100.0	0	17	11	64.7
CHRIS HANI WEST	200600004	4331001	ABAMBO HIGH SCHOOL	2	1	119	51	42.9	0	85	44	51.8	1	94	42	44.7
	200600677	4331002	BENGU AGRICULTURAL HIGH SCHOOL	1	2	36	11	30.6	16	38	10	26.3	18	17	14	82.4
	200600076	4331003	BULELANI SENIOR SECONDARY SCHOOL	3	17	131	92	70.2	26	174	115	66.1	0	133	109	82.0
	200600082	4331004	CACADU SENIOR SECONDARY SCHOOL	2	8	45	18	40.0	39	50	10	20.0	21	36	25	69.4
	200600117	4331005	CRADOCK HIGH SCHOOL	5	1	85	84	98.8	3	100	99	99.0	3	83	82	98.8
	0	4334006	CRADOCK PRISON	3	0	5	3	60.0	0	5	5	100.0	0	7	7	100.0
	200600139	4331007	DORDRECHT HIGH SCHOOL	4	0	34	33	97.1	0	41	39	95.1	0	21	20	95.2
	200600155	4331008	ECHIBINI SENIOR SECONDARY SCHOOL	3	1	90	7	7.8	4	58	15	25.9	10	33	10	30.3
	200600163	4331009	EKUPHUMLENI HIGH SCHOOL	3	3	86	77	89.5	2	113	100	88.5	0	152	118	77.6

EASTERN CAPE																	
District Name	EMIS No	Centre No	Centre Name	Quintile	2015				2016				2017			
					No Progressed	Wrote	Achieved	% Achieved	No Progressed	Wrote	Achieved	% Achieved	No Progressed	Wrote	Achieved	% Achieved
CHRIS HANI WEST	200600162	4331010	EKUPHUMLENI SENIOR SECONDARY SCHOOL	3	0	44	32	72.7	25	47	36	76.6	21	31	22	71.0
	200600204	4331011	FREEMANTLE SENIOR SECONDARY SCHOOL	2	38	117	69	59.0	17	67	56	83.6	40	107	102	95.3
	200600206	4331012	FUNDA HIGH SCHOOL	3	0	107	58	54.2	3	95	55	57.9	0	86	71	82.6
	200600211	4331013	GCINUBUZWE SENIOR SECONDARY SCHOOL	1	3	58	24	41.4	28	67	27	40.3	0	53	28	52.8
	200600245	4332014	GET AHEAD		2	70	63	90.0	0	62	51	82.3	0	62	56	90.3
	200600253	4331015	HEWU	3	3	33	13	39.4	0	32	18	56.3	0	35	10	28.6
	200600693	4331016	HEXAGON HIGH SCHOOL	5	9	83	81	97.6	5	87	83	95.4	0	114	108	94.7
	200600267	4331017	HOERSKOOL HANGKLIP	5	0	55	55	100.0	0	44	44	100.0	0	62	60	96.8
	200600282	4331018	IDA HIGH SCHOOL	2	1	28	15	53.6	0	30	7	23.3	0	16	8	50.0
	200600286	4331019	IKHWEZI LOKUSA SENIOR SECONDARY	1	6	16	1	6.3	21	21	4	19.0	0	12	1	8.3
	200600288	4331020	IKWEZI SENIOR SECONDARY SCHOOL	2	0	47	18	38.3	33	32	16	50.0	0	75	23	30.7
	200600296	4331021	INDWE HIGH SCHOOL	4	1	40	38	95.0	2	39	28	71.8	2	44	30	68.2
	200600229	4331022	INYATHI HIGH SCHOOL	3	0	77	65	84.4	34	95	83	87.4	0	51	44	86.3
	200600301	4331023	ISIVIVANE SENIOR SECONDARY	1	0	17	9	52.9	4	12	3	25.0	0	17	0	0.0
	200600304	4331024	J A CALATA SENIOR SECONDARY SCHOOL	3	51	143	102	71.3	27	97	81	83.5	48	64	60	93.8
	200600307	4331025	JOE SLOVO FREEDOM HIGH SCHOOL	3	14	103	38	36.9	30	96	49	51.0	0	38	30	78.9
	200601022	4331026	JOHN NOAH HIGH SCHOOL	3	0	84	33	39.3	0	91	24	26.4	0	60	27	45.0
	200600981	4331027	KHANYA HIGH SCHOOL	3	2	30	13	43.3	1	43	22	51.2	0	26	8	30.8
	200600345	4331028	KOPANO SENIOR SECONDARY SCHOOL	3	0	35	15	42.9	0	27	18	66.7	6	20	14	70.0
	200601065	4331029	KWA-KOMANI COMP	3	46	241	124	51.5	41	119	88	73.9	0	173	112	64.7
	200600353	4331030	KWA-MHLONTLO SENIOR SECONDARY SCHOOL	1	37	99	27	27.3	14	69	19	27.5	8	64	15	23.4
	200600886	4331031	LAVELILANGA SENIOR SECONDARY SCHOOL	3	0	18	13	72.2	3	18	14	77.8	0	15	5	33.3
	200600375	4331032	LINGELIHLE SENIOR SECONDARY SCHOOL	3	51	170	86	50.6	42	116	66	56.9	1	82	57	69.5
	200600394	4331033	LUKHANYO HIGH SCHOOL	2	18	101	22	21.8	18	57	22	38.6	11	29	9	31.0
	200600400	4331034	LUVUYO LERUMO SCHOOL	3	2	149	50	33.6	0	137	59	43.1	1	147	65	44.2
	200601105	4331035	MANZEZULU SENIOR SECPNDARY SCHOOL	3	8	56	27	48.2	2	38	21	55.3	1	44	18	40.9

EASTERN CAPE																	
District Name	EMIS No	Centre No	Centre Name	Quintile	2015				2016				2017			
					No Progressed	Wrote	Achieved	% Achieved	No Progressed	Wrote	Achieved	% Achieved	No Progressed	Wrote	Achieved	% Achieved
CHRIS HANI WEST	200600441	4331036	MARIA LOUW HIGH SCHOOL	5	73	165	111	67.3	25	92	79	85.9	0	117	99	84.6
	200600265	4331037	MARLOW AGRICULTURAL HIGH SCHOOL	3	1	45	44	97.8	0	34	34	100.0	0	44	44	100.0
	200600447	4331038	MASIKHANYISE HIGH SCHOOL	3	29	135	86	63.7	30	125	69	55.2	83	69	49	71.0
	200600453	4331039	MATTHEW GONIWE COMPREHENSIVE SCHOOL	3	29	59	27	45.8	22	27	11	40.7	15	14	5	35.7
	200600458	4331040	MBEKWENI HIGH SCHOOL	2	0	39	23	59.0	13	30	25	83.3	0	39	21	53.8
	200600482	4331041	MICHAUSDAL SECONDARY SCHOOL	3	15	110	97	88.2	10	85	65	76.5	11	76	52	68.4
	200600483	4331042	MIDDELBURG HIGH SCHOOL	4	0	37	36	97.3	1	35	35	100.0	2	32	30	93.8
	200600484	4331043	MIDDELLAND SECONDARY SCHOOL	3	44	121	90	74.4	28	88	69	78.4	45	112	82	73.2
	200600977	4331044	MKAPUSI SENIOR SECONDARY SCHOOL	2									0	26	6	23.1
	200600503	4331045	MOLTENO HIGH SCHOOL	4	7	22	14	63.6	2	17	11	64.7	3	16	4	25.0
	200601142	4331046	MOUNT ARTHUR SENIOR SECONDARY SCHOOL	2	5	75	52	69.3	2	123	76	61.8	18	92	58	63.0
	200600528	4331047	MTIRARA SENIOR SECONDARY SCHOOL	1	25	102	40	39.2	0	105	63	60.0	8	71	39	54.9
	200601146	4331048	MZAMO SENIOR SECONDARY SCHOOL	1	20	59	19	32.2	14	24	19	79.2	11	22	15	68.2
	200600539	4331049	MZAMOMHLE HIGH SCHOOL	2	0	12	6	50.0	0	9	4	44.4	0	15	12	80.0
	200600542	4331050	N MOTMAN PUBLIC SCHOOL	3	0	49	32	65.3	0	83	47	56.6	0	99	69	69.7
	200600556	4331051	NDLOVUKAZI HIGH SCHOOL	3	9	83	63	75.9	12	94	81	86.2	1	123	96	78.0
	200600576	4331052	NGUBENGCUKA SENIOR SECONDARY SCHOOL	3	11	47	14	29.8	8	18	8	44.4	0	21	12	57.1
	200600963	4331053	NKWANCA HIGH SCHOOL	3	10	164	119	72.6	1	173	119	68.8	0	134	91	67.9
	200600986	4331054	NOMPUMELELO HIGH SCHOOL	3	22	120	46	38.3	5	69	49	71.0	0	71	49	69.0
	200600614	4331055	NONKQUBELA SENIOR SECONDARY SCHOOL	2	4	54	8	14.8	9	37	5	13.5	0	24	3	12.5
	200600615	4331056	NONKULULEKO SENIOR SECONDARY SCHOOL	1	0	23	10	43.5	9	19	1	5.3	1	15	1	6.7
	200600642	4331057	NTSOKOTHA SENIOR SECONDARY SCHOOL	2	17	253	153	60.5	22	181	103	56.9	1	154	134	87.0

EASTERN CAPE																	
District Name	EMIS No	Centre No	Centre Name	Quintile	2015				2016				2017			
					No Progressed	Wrote	Achieved	% Achieved	No Progressed	Wrote	Achieved	% Achieved	No Progressed	Wrote	Achieved	% Achieved
CHRIS HANI WEST	200600643	4331061	NTUNJA SENIOR SECONDARY SCHOOL	3	0	24	13	54.2	0	28	11	39.3	0	30	7	23.3
	200600651	4331059	NZIMANKULU SENIOR SECONDARY SCHOOL	1	23	147	73	49.7	79	143	75	52.4	4	79	54	68.4
	200600799	4332062	OLIVET PRIVATE SCHOOL		0	15	12	80.0	0	15	10	66.7	0	4	3	75.0
	200600667	4331064	PHAKAMANI SENIOR SECONDARY SCHOOL	2	2	19	18	94.7	0	23	16	69.6	0	27	18	66.7
	200600673	4331065	PUMLANI SENIOR SECONDARY SCHOOL	1	43	104	60	57.7	43	97	57	58.8	4	49	32	65.3
	0	4331063	PUMLANI SENIOR SECONDARY SCHOOL	1									4	29	16	55.2
	200600691	4331066	QUEEN'S COLLEGE BOYS' HIGH SCHOOL	5	0	105	104	99.0	0	112	109	97.3	0	104	102	98.1
	200600694	4331067	QUEENSTOWN GIRLS HIGH SCHOOL	5	0	101	101	100.0	0	100	100	100.0	0	101	101	100.0
	200600705	4331068	RAYMOND MHLABA SENIOR SECONDARY	3	0	24	20	83.3	8	33	24	72.7	0	29	20	69.0
	200600071	4332069	ROYAL ACADEMY		0	51	41	80.4	2	38	28	73.7	0	62	39	62.9
	200601192	4331090	SADA SCHOOL OF EXCELLENCE		0	14	12	85.7	0	12	12	100.0	0	14	8	57.1
	200600738	4331070	SIBONILE SENIOR SECONDARY SCHOOL	3	1	17	11	64.7	0	16	5	31.3	0	16	7	43.8
	200600739	4331071	SIBUYELE COMBINED SCHOOL	2	4	27	14	51.9	5	34	23	67.6	1	22	15	68.2
	200600746	4331072	SIJONGEPHAMBILI	3	1	44	5	11.4	0	29	8	27.6	0	20	8	40.0
	200600760	4331073	SIYAPHAKAMA SENIOR SECONDARY SCHOOL	3	7	46	8	17.4	9	22	17	77.3	0	31	25	80.6
	200600761	4331074	SIZAMILE SENIOR SECONDARY SCHOOL	3	0	27	20	74.1	0	14	12	85.7	0	13	6	46.2
	200600777	4331075	SOSEBENZA SENIOR SECONDARY SCHOOL	2	0	48	7	14.6	0	23	12	52.2	0	26	5	19.2
	200601117	4331076	SOVUKA SIKHANYE HIGH SCHOOL	2	0	23	6	26.1	0	25	10	40.0	0	15	3	20.0
	200600779	4331077	SOYISILE SENIOR SECONDARY SCHOOL	2	1	49	28	57.1	0	31	16	51.6	0	18	12	66.7
	200600816	4331078	TAMBEKILE SENIOR SECONDARY SCHOOL	2	24	87	28	32.2	85	62	37	59.7	48	47	25	53.2
	200600819	4331079	TARKASTAD HIGH SCHOOL	4	0	26	26	100.0	0	16	16	100.0	0	21	21	100.0
	200600840	4331080	THOZAMISA SENIOR SECONDARY SCHOOL	2	3	56	22	39.3	5	39	18	46.2	9	24	19	79.2
	200600885	4331081	VELALANGA SENIOR SECONDARY SCHOOL	3	0	18	7	38.9	0	15	7	46.7	0	12	3	25.0
	200600898	4331083	VUSELELA COMBINED SCHOOL	2	1	43	14	32.6	0	31	8	25.8	0	37	16	43.2

EASTERN CAPE																	
District Name	EMIS No	Centre No	Centre Name	Quintile	2015				2016				2017			
					No Progressed	Wrote	Achieved	% Achieved	No Progressed	Wrote	Achieved	% Achieved	No Progressed	Wrote	Achieved	% Achieved
CHRIS HANI WEST	200600903	4331084	W B RUBUSANA SENIOR SECONDARY SCHOOL	3	22	150	62	41.3	65	85	52	61.2	0	65	47	72.3
	200600936	4331085	ZAMOKUHLE SENIOR SECONDARY SCHOOL	3	0	38	25	65.8	0	60	16	26.7	0	35	15	42.9
	0	4331086	ZANABANTU HIGH SCHOOL	3	7	32	7	21.9	0	16	14	87.5	3	3	3	100.0
	200600952	4331088	ZOLANI JUNIOR SECONDARY SCHOOL	3	1	54	9	16.7	0	74	9	12.2	0	32	18	56.3
	200600956	4331089	ZWELEDINGA HIGH SCHOOL	2	0	93	22	23.7	0	91	36	39.6	0	72	44	61.1
JOE GQABI	200600012	4271001	ALIWAL NORTH HIGH SCHOOL	5	1	82	78	95.1	0	86	78	90.7	1	100	97	97.0
	200600266	4271002	BARKLY EAST HIGH SCHOOL	4	0	29	28	96.6	0	24	24	100.0	6	34	30	88.2
	200500027	4271003	BETHANIA SENIOR SECONDARY SCHOOL	1	49	61	5	8.2	0	70	14	20.0	7	38	7	18.4
	200600048	4271004	BISHOP DEMONT SECONDARY SCHOOL	3	12	72	37	51.4	16	59	37	62.7	55	58	36	62.1
	200600049	4271005	BLIKANA SENIOR SECONDARY SCHOOL	2	10	107	26	24.3	0	90	23	25.6	41	43	28	65.1
	200600078	4271006	BURGERSDORP HIGH SCHOOL	4	0	51	51	100.0	1	45	44	97.8	1	50	49	98.0
	200401280	4271008	DINIZULU SENIOR SECONDARY SCHOOL	2	57	58	19	32.8	0	50	12	24.0	7	51	11	21.6
	200600152	4271009	EBENEZER NYATHI SENIOR SECONDARY	3	31	116	35	30.2	5	68	36	52.9	33	62	33	53.2
	200501208	4271010	EDWARD ZIBI SENIOR SECONDARY SCHOOL	1	54	55	33	60.0	24	36	18	50.0	5	43	27	62.8
	200600160	4271011	EGQILI SENIOR SECONDARY SCHOOL	3	0	119	91	76.5	0	72	57	79.2	15	89	69	77.5
	200600190	4271012	ETHEMBENI SECONDARY SCHOOL	3	1	62	24	38.7	0	74	33	44.6	7	76	40	52.6
	200600291	4271013	IMPUMELELO SENIOR SECONDARY SCHOOL	3	49	110	30	27.3	20	55	32	58.2	29	65	17	26.2
	200400282	4271014	JAMANGILE SENIOR SECONDARY SCHOOL	2	60	71	45	63.4	19	49	27	55.1	27	27	19	70.4
	200600308	4271015	JONAS GODUKA SENIOR SECONDARY SCHOOL	2	6	49	20	40.8	2	34	13	38.2	16	29	15	51.7
	200501361	4271016	KHANYA SENIOR SECONDARY SCHOOL	1	149	152	85	55.9	6	145	88	60.7	8	130	96	73.8
	200500359	4271017	KHORONG SENIOR SECONDARY SCHOOL	1	101	128	49	38.3	13	99	45	45.5	8	39	27	69.2
	200400338	4271018	KUYASA SENIOR SECONDARY SCHOOL	1	29	46	18	39.1	8	29	21	72.4	4	16	12	75.0
	200600985	4271019	LADY GREY ACADEMY	4	0	63	60	95.2	0	46	43	93.5	4	49	43	87.8

EASTERN CAPE																	
District Name	EMIS No	Centre No	Centre Name	Quintile	2015				2016				2017			
					No Progressed	Wrote	Achieved	% Achieved	No Progressed	Wrote	Achieved	% Achieved	No Progressed	Wrote	Achieved	% Achieved
JOE GQABI	200501358	4271020	LEHANA SENIOR SECONDARY SCHOOL	1	264	335	228	68.1	8	418	282	67.5	108	304	217	71.4
	200600399	4271021	LUVUMELWANO SENIOR SECONDARY SCHOOL	2	50	126	45	35.7	35	43	28	65.1	0	45	32	71.1
	200500487	4271022	LUZIE DRIFT SENIOR SECONDARY SCHOOL	1	124	136	97	71.3	74	93	70	75.3	53	80	55	68.8
	200400434	4271023	MACLEAR HIGH SCHOOL	4	0	27	27	100.0	0	18	18	100.0	0	23	23	100.0
	200600424	4271024	MALCOMESS SECODARY SCHOOL	3	1	97	62	63.9	36	91	49	53.8	31	79	49	62.0
	200600428	4271025	MALIKHANYE SENIOR SECONDARY SCHOOL	3	51	159	83	52.2	122	56	38	67.9	26	30	20	66.7
	200600446	4271026	MASAKHANE SENIOR SECONDARY SCHOOL	2	21	64	25	39.1	7	52	30	57.7	18	32	21	65.6
	200600476	4271027	MEHLOMAKHULU SENIOR SECONDARY	2	77	145	53	36.6	89	80	66	82.5	70	92	63	68.5
	200501371	4271028	MHLONTLO SENIOR SECONDARY SCHOOL	1	54	64	25	39.1	22	71	25	35.2	15	50	21	42.0
	200600972	4271029	MZOMHLE SENIOR SECONDARY	2	36	124	36	29.0	10	60	31	51.7	14	40	16	40.0
	200600589	4271030	NKULULEKO SENIOR SECONDARY SCHOOL	3	29	95	33	34.7	35	61	33	54.1	15	18	12	66.7
	200600606	4271031	NOMPUMELELO SENIOR SECONDARY SCHOOL	2	8	55	4	7.3	1	31	9	29.0	3	33	14	42.4
	200600638	4271032	NTLALO SENIOR SECONDARY SCHOOL		0	14	12	85.7	0	12	12	100.0	23	16	16	100.0
	200600649	4271033	NYATHELA SENIOR SECONDARY SCHOOL	2	32	144	41	28.5	0	56	28	50.0	21	54	27	50.0
	200600670	4271034	PHAMBILI MZONTSUNDU SENIOR SECONDARY	3	2	26	11	42.3	11	33	27	81.8	30	33	19	57.6
	200600708	4271035	REX MDEBUKA SENIOR SECONDARY SCHOOL	3	20	62	14	22.6	23	45	31	68.9	11	44	12	27.3
	200400976	4271036	SAMUEL NOMBEWU SENIOR SECONDARY SCHO	2	0	43	21	48.8	10	33	33	100.0	0	45	41	91.1
	200400993	4271037	SIBABALE SENIOR SECONDARY SCHOOL	3	82	97	38	39.2	22	75	52	69.3	16	94	49	52.1
	200501098	4271038	SIDINANE SENIOR SECONDARY SCHOOL	2	262	395	240	60.8	47	218	158	72.5	76	135	114	84.4
	200601001	4271039	SIMPHIWE KHETHWA SECONDARY SCHOOL	3	0	45	14	31.1	0	67	8	11.9	15	22	5	22.7
	200600037	4271040	SIVUMELENE SENIOR SECONDARY SCHOOL	1	0	29	18	62.1	0	19	7	36.8	0	9	1	11.1
	200401023	4271041	SOPHONIA SENIOR SECONDARY SCHOOL	1	15	18	11	61.1	6	16	8	50.0	2	22	8	36.4

EASTERN CAPE																	
District Name	EMIS No	Centre No	Centre Name	Quintile	2015				2016				2017			
					No Progressed	Wrote	Achieved	% Achieved	No Progressed	Wrote	Achieved	% Achieved	No Progressed	Wrote	Achieved	% Achieved
JOE GQABI	200600795	4271042	ST TERESA HIGH SCHOOL	1	20	256	184	71.9	0	127	109	85.8	44	113	92	81.4
	200601149	4272043	STERKSPRUIT CHRISTIAN SCHOOL		0	25	24	96.0	0	30	30	100.0	0	20	20	100.0
	200600801	4271044	STERKSPRUIT SENIOR SECONDARY SCHOOL	3	44	286	137	47.9	67	102	64	62.7	84	149	107	71.8
	200501194	4271045	THAKABANNA SENIOR SECONDARY SCHOOL	1	0	87	50	57.5	6	116	37	31.9	14	62	40	64.5
	200401053	4271046	THOMAS NTABA SENIOR SECONDARY SCHOOL	2									15	128	91	71.1
	200600849	4271047	TLOKWENG SENIOR SECONDARY SCHOOL	1	3	312	186	59.6	0	140	127	90.7	57	194	132	68.0
	200501388	4271048	TSITSANA COMP S S SCHOOL	3	0	27	9	33.3	8	39	15	38.5	6	18	11	61.1
	200401085	4271049	UGIE HIGH SCHOOL	4	44	46	45	97.8	0	28	28	100.0	0	32	26	81.3
	200401361	4271050	UMTHAWELANGA S S SCHOOL	3	48	72	31	43.1	10	119	69	58.0	14	60	51	85.0
NELSON MANDELA METRO	10019	4342098	AL AZHAR INSTITUTE										0	15	15	100.0
	200100021	4341002	ALEXANDER ROAD HIGH SCHOOL	5	1	231	229	99.1	0	197	195	99.0	0	206	203	98.5
	200100037	4341003	ARCADIA SENIOR SECONDARY SCHOOL	3	50	130	85	65.4	63	135	51	37.8	38	53	29	54.7
	200100957	4341004	BERTRAM SECONDARY SCHOOL	3	41	190	131	68.9	85	165	86	52.1	47	100	70	70.0
	200100064	4341005	BETHELSDORP COMPREHENSIVE SCHOOL	3	20	128	98	76.6	14	141	106	75.2	18	89	76	85.4
	200100079	4341006	BOOYSEN PARK SECONDARY SCHOOL	3	30	150	91	60.7	79	128	50	39.1	45	63	28	44.4
	200100312	4341007	BRANDWAG HIGH SCHOOL	5	1	163	162	99.4	0	157	156	99.4	0	176	174	98.9
	200100977	4342008	BRYLIN HIGH SCHOOL		3	27	22	81.5	2	28	25	89.3	3	31	25	80.6
	200100104	4343009	CAPE RECIFE HIGH SCHOOL		1	33	24	72.7	0	25	24	96.0	0	34	27	79.4
	200100111	4341010	CHAPMAN HIGH SCHOOL	4	39	165	135	81.8	39	119	103	86.6	35	118	101	85.6
	200100114	4341011	CHATTY SENIOR SECONDARY SCHOOL	3	103	154	40	26.0	77	109	44	40.4	37	61	28	45.9
	200100118	4341012	CHUBEKILE SENIOR SECONDARY SCHOOL	3	27	88	37	42.0	29	133	18	13.5	3	48	22	45.8
	200100119	4341013	CINGANI HIGH SCHOOL	3	19	104	39	37.5	12	110	47	42.7	3	110	32	29.1
	200100131	4341014	COLLEGIATE GIRLS HIGH SCHOOL	5	0	138	138	100.0	0	122	122	100.0	0	125	125	100.0
	200100139	4341016	COWAN HIGH SCHOOL	3	40	177	124	70.1	17	176	101	57.4	27	129	78	60.5
	200100909	4341017	DANIEL PIENAAR THS	5	0	139	134	96.4	1	142	134	94.4	0	127	119	93.7

EASTERN CAPE																	
					2015				2016				2017				
District Name	EMIS No	Centre No	Centre Name	Quintile	No Progressed	Wrote	Achieved	% Achieved	No Progressed	Wrote	Achieved	% Achieved	No Progressed	Wrote	Achieved	% Achieved
NELSON MANDELA METRO	200100177	4341019	DOUGLAS MBOPA SENIOR SECONDARY	3	32	195	121	62.1	52	226	126	55.8	27	185	107	57.8
	200100190	4342021	EDU-COLLEGE HIGH SCHOOL										0	24	19	79.2
	200101021	4343022	ELSEN ACADEMY	5	4	4	4	100.0	0	5	5	100.0	0	3	3	100.0
	200100954	4341023	ETHEMBENI ENRICHMENT CENTRE	3	0	68	68	100.0	0	70	70	100.0	0	60	55	91.7
	200100238	4341024	GAMBLE STREET SECONDARY SCHOOL	3	19	149	113	75.8	11	132	84	63.6	0	71	56	78.9
	200100277	4341026	GREY BOYS HIGH	5	0	186	186	100.0	0	150	149	99.3	0	89	88	98.9
	200100308	4341027	HILLSIDE SECONDARY SCHOOL	3	35	121	77	63.6	30	85	64	75.3	7	66	52	78.8
	200100033	4341028	HOERSKOOL ANDREW RABIE	3	2	85	73	85.9	5	53	46	86.8	1	80	69	86.3
	200100313	4341029	HOERSKOOL CILLIE	3	18	150	144	96.0	3	136	133	97.8	7	118	101	85.6
	200100162	4341031	HOERSKOOL DESPATCH	5	0	140	138	98.6	4	151	143	94.7	0	125	122	97.6
	200100165	4341030	HOERSKOOL DF MALHERBE	5	2	100	100	100.0	0	98	96	98.0	2	129	123	95.3
	200100230	4341032	HOERSKOOL FRAMESBY	5	3	224	221	98.7	0	188	187	99.5	0	189	189	100.0
	200100607	4341033	HOERSKOOL OTTO DU PLESSIS	5	3	126	113	89.7	7	141	123	87.2	4	140	111	79.3
	200100989	4342099	INSIGHT LEARNING CENTRE		1	2	2	100.0	0	10	6	60.0	0	6	2	33.3
	200100344	4341035	ITHEMBELIHLE COMPREHENSIVE SCHOOL	3	29	179	75	41.9	32	148	58	39.2	21	79	32	40.5
	200100347	4341036	JAMES JOLOBE SENIOR SECONDARY SCHOOL	3	40	108	45	41.7	23	103	24	23.3	1	44	25	56.8
	200100357	4341037	JOHN WALTON SECONDARY SCHOOL	3	28	107	58	54.2	10	127	67	52.8	0	105	67	63.8
	0	4342097	KABEGA CHRISTELIKE SKOOL										0	27	26	96.3
	200100381	4341039	KHUMBULANI HIGH SCHOOL	3	19	122	55	45.1	20	129	71	55.0	28	90	51	56.7
	200100384	4341034	KHWEZI LOMSO COMPREHENSIVE SCHOOL	3	51	193	144	74.6	75	218	154	70.6	36	201	161	80.1
	200100927	4341040	KWAMAGXAKI HIGH SCHOOL	3	18	178	100	56.2	73	80	67	83.8	70	126	61	48.4
	200100427	4341041	KWAZAKHELE HIGH SCHOOL	3	19	129	73	56.6	21	156	60	38.5	28	108	54	50.0
	200100119	4341042	LAWSON BROWN HIGH	3	0	158	139	88.0	0	144	127	88.2	0	133	112	84.2
	200100454	4341043	LIMEKHAYA SECONDARY SCHOOL	3	17	52	34	65.4	44	53	43	81.1	0	41	33	80.5
	200100133	4341044	LINKSIDE HIGH SCHOOL	5	0	127	121	95.3	0	97	93	95.9	0	106	101	95.3

EASTERN CAPE																	
					2015				2016				2017				
District Name	EMIS No	Centre No	Centre Name	Quintile	No Progressed	Wrote	Achieved	% Achieved	No Progressed	Wrote	Achieved	% Achieved	No Progressed	Wrote	Achieved	% Achieved
NELSON MANDELA METRO	200100468	4341045	LOYISO SENIOR SECONDARY SCHOOL	3	21	83	31	37.3	43	66	21	31.8	33	26	16	61.5
	200100472	4341046	LUNGISA HIGH SCHOOL	3	18	177	59	33.3	48	145	36	24.8	35	126	46	36.5
	200100494	4341047	MARY MOUNT RC SECONDARY SCHOOL	5	0	59	44	74.6	0	75	64	85.3	0	72	43	59.7
	200100497	4341048	MASIBAMBANE SENIOR SECONDARY SCHOOL	3	69	151	52	34.4	43	126	42	33.3	53	59	18	30.5
	200100498	4341049	MASIPHATHISANE SENIOR SECONDARY	3	18	345	170	49.3	36	314	167	53.2	9	346	148	42.8
	200100503	4341050	MC CARTHY COMPREHENSIVE SCHOOL	3	42	111	52	46.8	7	62	38	61.3	0	44	22	50.0
	200100509	4341051	MFESANE SENIOR SECONDARY SCHOOL	3	17	157	74	47.1	68	165	74	44.8	8	85	64	75.3
	200100525	4341052	MOLLY BLACKBURN S S S	3	33	239	159	66.5	38	215	117	54.4	7	165	107	64.8
	200100117	4341053	MORNINGSIDE HIGH SCHOOL	5	2	144	100	69.4	8	82	50	61.0	0	98	68	69.4
	200100531	4341054	MOTHERWELL HIGH SCHOOL	3	22	105	64	61.0	20	155	81	52.3	63	104	73	70.2
	200100538	4341055	MUIR COLLEGE BOYS HIGH SCHOOL	5	0	70	68	97.1	0	86	84	97.7	0	83	82	98.8
	200100546	4341056	MZONTSUNDU SENIOR SECONDARY SCHOOL	3	74	159	64	40.3	82	157	59	37.6	50	81	45	55.6
	200101034	4342057	NASRUDDIN ISLAMIC HIGH SCHOOL		0	26	25	96.2	0	27	27	100.0	0	22	17	77.3
	200100555	4341058	NCEDO SENIOR SECONDARY SCHOOL	3	19	111	71	64.0	77	111	44	39.6	42	81	42	51.9
	200100556	4341059	NDYEBO SENIOR SECONDARY SCHOOL	3	18	139	83	59.7	13	128	69	53.9	6	102	54	52.9
	200100558	4341060	NDZONDELELO HIGH SCHOOL	3	12	135	98	72.6	14	230	171	74.3	11	205	125	61.0
	200100563	4341061	NEWELL PUBLIC SECONDARY SCHOOL	3	0	77	48	62.3	29	87	33	37.9	22	48	29	60.4
	200100567	4341062	NEWTON T H S	5	0	118	101	85.6	5	138	107	77.5	1	137	107	78.1
	200100572	4341063	NKULULEKO SENIOR SCONDARY SCHOOL	3	39	119	33	27.7	30	45	34	75.6	4	61	40	65.6
	200100893	4343064	NORTHERN LIGHTS SCHOOL		0	8	7	87.5	0	8	7	87.5	0	16	7	43.8
	200100618	4341065	PATERSON HIGH SCHOOL	4	27	122	92	75.4	8	120	104	86.7	111	105	79	75.2
	200100619	4341066	PEARSON HIGH SCHOOL	5	1	181	181	100.0	1	213	213	100.0	0	206	205	99.5
	200100626	4341067	PHAKAMISA SENIOR SECONDARY SCHOOL	3	6	69	32	46.4	31	133	42	31.6	36	114	27	23.7
	200100627	4341068	PHAPHANI SENIOR SECONDARY SCHOOL	3	20	80	21	26.3	19	83	45	54.2	0	33	23	69.7

EASTERN CAPE																	
					2015				2016				2017				
District Name	EMIS No	Centre No	Centre Name	Quintile	No Progressed	Wrote	Achieved	% Achieved	No Progressed	Wrote	Achieved	% Achieved	No Progressed	Wrote	Achieved	% Achieved
NELSON MANDELA METRO	200100638	4341069	QAPHELANI SENIOR SECONDARY SCHOOL	3	2	95	26	27.4	0	60	31	51.7	34	61	24	39.3
	200100650	4341070	RIEBEEK COLLEGE GIRLS HIGH SCHOOL	5	0	88	87	98.9	0	78	78	100.0	0	80	80	100.0
	200100657	4341071	ROCKLANDS INTERMEDIATE SCHOOL	2	18	47	29	61.7	0	46	30	65.2	0	55	39	70.9
	200100671	4341072	SAKHISIZWE SENIOR SECONDARY SCHOOL	3	43	115	39	33.9	28	48	28	58.3	8	36	13	36.1
	200100678	4341073	SANCTOR HIGH SCHOOL	3	29	234	152	65.0	40	176	120	68.2	37	129	100	77.5
	200100702	4341074	SISONKE SENIOR SECONDARY SCHOOL	3	1	93	21	22.6	6	52	16	30.8	1	10	6	60.0
	200100713	4341075	SOLOMON MAHLANGU HIGH SCHOOL	3	0	89	68	76.4	18	112	91	81.3	1	146	124	84.9
	200100716	4341076	SOPHAKAMA SENIOR SECONDARY SCHOOL	3	27	64	28	43.8	17	75	31	41.3	0	41	12	29.3
	200100717	4341077	SOQHAYISA SENIOR SECONDARY SCHOOL	3	12	85	68	80.0	24	69	63	91.3	20	56	54	96.4
		4344098	ST ALBANS PRISON										3	6	4	66.7
	200100735	4341078	ST JAMES SECONDARY SCHOOL	5	7	91	72	79.1	8	60	47	78.3	11	74	58	78.4
	200100745	4341079	ST THOMAS SENIOR SECONDARY SCHOOL	3	11	166	148	89.2	18	180	148	82.2	0	151	134	88.7
	200100750	4341080	STRELITZIA HIGH SCHOOL	5	0	150	133	88.7	1	133	127	95.5	0	135	117	86.7
	200100769	4341081	TAMSANQA SECONDARY SCHOOL	3	26	67	17	25.4	56	44	7	15.9	0	47	2	4.3
	200100974	4345514	TEHILLAH CHRISTIAN ACADEMY		0	100	48	48.0	5	71	55	77.5	6	41	23	56.1
	200100772	4341082	THANDUXOLO SENIOR SECONDARY SCHOOL	3	14	67	15	22.4	9	50	15	30.0	1	26	4	15.4
	200100786	4341085	THUBELIHLE SENIOR SECONDARY SCHOOL	3	3	43	14	32.6	58	63	2	3.2	0	11	7	63.6
	200100788	4341086	TINARA HIGH SCHOOL	3	10	32	9	28.1	0	24	17	70.8	0	16	6	37.5
	200100799	4341087	TYHILULWAZI SENIOR SECONDARY SCHOOL	3	5	107	32	29.9	24	96	21	21.9	12	94	33	35.1
	200100802	4341088	UITENHAGE SENIOR SECONDARY SCHOOL	4	24	206	179	86.9	68	229	196	85.6	1	143	123	86.0
	200100090	4342100	URBAN ACADEMY										0	44	38	86.4
	200100810	4341089	V M KWINANA S S S	3	14	97	42	43.3	45	75	19	25.3	2	47	28	59.6
	200100823	4341090	VICTORIA PARK HIGH SCHOOL	5	1	197	196	99.5	2	190	190	100.0	1	202	199	98.5
	200100830	4341091	VULUMZI SENIOR SECONDARY SCHOOL	3	13	124	54	43.5	22	98	47	48.0	28	85	48	56.5

EASTERN CAPE																	
District Name	EMIS No	Centre No	Centre Name	Quintile	2015				2016				2017			
					No Progressed	Wrote	Achieved	% Achieved	No Progressed	Wrote	Achieved	% Achieved	No Progressed	Wrote	Achieved	% Achieved
NELSON MANDELA METRO	200100878	4341092	WALMER HIGH SCHOOL	3	71	155	55	35.5	122	237	51	21.5	7	44	32	72.7
	200100846	4341093	WESTERING HIGH SCHOOL	5	2	186	186	100.0	0	170	170	100.0	0	176	171	97.2
	200100851	4341094	WESTVILLE SECONDARY SCHOOL	5	16	175	138	78.9	23	117	104	88.9	19	115	102	88.7
	200100869	4341095	WOOLHOPE SECONDARY SCHOOL	4	5	148	128	86.5	3	148	104	70.3	15	153	120	78.4
	200100881	4341096	ZANOLWAZI SENIOR SECONDARY SCHOOL	3	55	100	27	27.0	39	54	29	53.7	1	61	35	57.4
OR TAMBO COASTAL	200501424	4281001	BEN MALI SENIOR SECONDARY SCHOOL	1	134	231	118	51.1	139	181	51	28.2	0	58	55	94.8
	200400032	4281002	BHEKIZULU SENIOR SECONDARY SCHOOL	3	43	179	61	34.1	33	86	48	55.8	44	97	50	51.5
	200500046	4281003	BODWENI SENIOR SECONDARY SCHOOL	1	39	156	40	25.6	61	168	46	27.4	24	86	30	34.9
	200500057	4281004	BOTHA SGCAU SENIOR SECONDARY SCHOOL	1	0	70	15	21.4	28	127	20	15.7	46	41	15	36.6
	200401325	4281005	CHIEF HENRY BOKLENI SENIOR SECONDARY	2	0	225	79	35.1	6	230	56	24.3	48	97	39	40.2
	200400079	4281006	CIBENI SENIOR SECONDARY SCHOOL	1	0	186	140	75.3	14	271	204	75.3	3	266	201	75.6
	200400096	4281007	D Z DUMEZWENI S S S	1	70	202	92	45.5	67	111	76	68.5	36	65	45	69.2
	200401247	4281008	DALIBUNGA COMPREHENSIVE HIGH SCHOOL	1	0	40	19	47.5	32	103	36	35.0	5	57	20	35.1
	200401249	4281009	DIMANDA SENIOR SECONDARY SCHOOL	2	14	138	86	62.3	21	166	93	56.0	25	166	123	74.1
	200500233	4281010	FLAGSTAFF COMPREHENSIVE SCHOOL	3	0	132	82	62.1	121	258	42	16.3	51	84	44	52.4
	200400199	4281011	GCINUMTHETHO SENIOR SECONDARY SCHOOL	1	10	97	58	59.8	39	220	39	17.7	59	78	60	76.9
	200400211	4281012	GOBINAMBA TECH COMM SENIOR SECONDARY	2	5	173	35	20.2	47	157	27	17.2	22	103	25	24.3
	200400253	4281013	GXABA SENIOR SECONDARY SCHOOL	1	3	105	68	64.8	29	250	109	43.6	4	107	81	75.7
	200500293	4281014	HILLBROW SENIOR SECONDARY SCHOOL	3	30	225	89	39.6	23	212	116	54.7	53	179	98	54.7
	200500333	4281015	JIBA SENIOR SECONDARY SCHOOL	1	4	24	12	50.0	0	49	15	30.6	0	57	18	31.6
	200500334	4281016	JIKINDABA SENIOR SECONDARY SCHOOL	1	0	147	90	61.2	121	226	115	50.9	42	159	121	76.1
	200500395	4281017	LANGA SENIOR SECONDARY SCHOOL	3	61	203	168	82.8	56	144	123	85.4	56	122	115	94.3

EASTERN CAPE																	
District Name	EMIS No	Centre No	Centre Name	Quintile	2015				2016				2017			
					No Progressed	Wrote	Achieved	% Achieved	No Progressed	Wrote	Achieved	% Achieved	No Progressed	Wrote	Achieved	% Achieved
OR TAMBO COASTAL	200501593	4282068	LUSIKISIKI CHRISTIAN SCHOOL		0	17	4	23.5	0	20	11	55.0	0	22	9	40.9
	200500481	4281018	LUTSHAYA SENIOR SECONDARY SCHOOL	1	101	188	76	40.4	62	161	93	57.8	51	75	70	93.3
	200401259	4281019	MABALENGWE SENIOR SECONDARY SCHOOL	1	9	140	50	35.7	29	368	125	34.0	3	140	18	12.9
	200401183	4281020	MABHULANA NDAMASE HIGH SCHOOL	1	15	105	16	15.2	10	129	40	31.0	11	47	16	34.0
	200400457	4281021	MAJALI TECHNICAL HIGH SCHOOL	1	27	74	21	28.4	19	82	36	43.9	10	100	50	50.0
	200500542	4281022	MAKUKHANYE SENIOR SECONDARY SCHOOL	1	21	177	115	65.0	69	142	99	69.7	48	88	74	84.1
	200400479	4281023	MANGALA SENIOR SECONDARY SCHOOL	3	0	100	35	35.0	0	61	34	55.7	6	79	26	32.9
	200500605	4281024	MAYIBENYE SENIOR SECONDARY SCHOOL	1	5	188	104	55.3	64	265	124	46.8	104	139	78	56.1
	200500646	4281025	MDUTSHANE SENIOR SECONDARY SCHOOL	1	3	76	45	59.2	62	97	18	18.6	16	78	44	56.4
	200500653	4281026	MEYISI SENIOR SECONDARY SCHOOL	1	54	171	66	38.6	10	191	89	46.6	0	88	78	88.6
	200500664	4281027	MGEZWA SENIOR SECONDARY SCHOOL	2	4	242	135	55.8	3	270	187	69.3	10	251	211	84.1
	200400596	4281028	MHLANGANISWENI COMM&TECH S S S	1	0	78	20	25.6	7	97	9	9.3	16	49	10	20.4
	200501427	4281029	MPINGANA SENIOR SECONDARY SCHOOL	1	1	31	22	71.0	25	51	24	47.1	25	21	17	81.0
	200500776	4281030	MQIKELA SENIOR SECONDARY SCHOOL	2	22	300	175	58.3	41	402	119	29.6	54	86	55	64.0
	200400676	4281031	MTWENI SENIOR SECONDARY SCHOOL	2	4	97	56	57.7	22	143	64	44.8	39	181	138	76.2
	200500854	4281032	NDALISO SENIOR SECONDARY SCHOOL	1	5	340	117	34.4	33	232	128	55.2	59	180	122	67.8
	200400716	4281033	NDAMASE SENIOR SECONDARY SCHOOL	2	0	222	177	79.7	72	391	298	76.2	92	296	223	75.3
	200400756	4281034	NGQELENI SENIOR SECONDARY SCHOOL	2	3	138	16	11.6	64	130	31	23.8	60	104	41	39.4
	200400775	4281035	NGUBEZULU SENIOR SECONDARY SCHOOL	2	3	128	62	48.4	27	184	86	46.7	37	80	70	87.5
	200401238	4281036	NOGEMANE SENIOR SECONDARY SCHOOL	1	43	228	39	17.1	37	208	24	11.5	0	181	44	24.3
	200500957	4281037	NTAFUFU SENIOR SECONDARY SCHOOL	1	76	218	155	71.1	69	161	121	75.2	89	122	110	90.2
	200401329	4281038	NTSHILINI SENIOR SECONDARY SCHOOL	1	7	109	68	62.4	21	123	74	60.2	31	104	80	76.9

EASTERN CAPE																	
					2015				2016				2017				
District Name	EMIS No	Centre No	Centre Name	Quintile	No Progressed	Wrote	Achieved	% Achieved	No Progressed	Wrote	Achieved	% Achieved	No Progressed	Wrote	Achieved	% Achieved
OR TAMBO COASTAL	200400895	4281039	NYANGILIZWE SENIOR SECONDARY SCHOOL	3	60	224	89	39.7	33	160	77	48.1	49	194	96	49.5
	200501006	4281040	PALMERTON HIGH SCHOOL	2	51	278	140	50.4	65	191	150	78.5	23	177	136	76.8
	200400908	4281041	PANGELELE SENIOR SECONDARY SCHOOL	1	0	225	80	35.6	14	216	79	36.6	106	165	75	45.5
	200501017	4281042	PHAMBILI SENIOR SECONDARY SCHOOL	1	16	147	52	35.4	44	225	48	21.3	5	83	55	66.3
	200400918	4281043	PONDOLWENDLOVU SENIOR SECONDARY SCH	1	1	109	38	34.9	29	107	55	51.4	12	70	57	81.4
	200400926	4281044	PORT ST JOHNS S S S	3	17	234	137	58.5	37	172	124	72.1	58	118	85	72.0
	200501465	4282045	RIVERSIDE SENIOR SECONDARY SCHOOL		0	74	49	66.2	0	79	45	57.0	10	43	37	86.0
	200400977	4281046	SANDI SENIOR SECONDARY SCHOOL	1	66	256	101	39.5	18	177	50	28.2	0	217	66	30.4
	200501079	4281047	SANGONI SENIOR SECONDARY SCHOOL	2	29	238	98	41.2	8	269	117	43.5	30	164	109	66.5
	0	4281048	SEHUSHE COMM SCHOOL	2	0	114	87	76.3	13	176	103	58.5	3	91	66	72.5
	200501127	4281049	SIWALI SENIOR SECONDARY SCHOOL	1	27	68	44	64.7	64	81	61	75.3	10	77	73	94.8
	200401017	4281050	SMUTS NDAMASE S S S	1	0	175	22	12.6	71	234	25	10.7	28	225	22	9.8
	200501135	4281051	SOBABA HIGH SCHOOL	1	0	63	17	27.0	47	75	25	33.3	40	44	27	61.4
	200401032	4281052	ST PATRICKS SENIOR SECONDARY SCHOOL	3	1	259	190	73.4	19	383	222	58.0	85	457	261	57.1
	200501217	4281054	TOLI SENIOR SECONDARY SCHOOL	1	34	425	391	92.0	0	338	316	93.5	3	335	307	91.6
	200401076	4281055	TUTOR NDAMASE S S S	2	0	284	162	57.0	53	341	178	52.2	14	310	181	58.4
	200401092	4281056	UPPER CORANA SENIOR SECONDARY SCHOOL	3	0	213	59	27.7	43	176	57	32.4	24	61	29	47.5
	200401113	4281057	VAKELE TECHNICAL S S S	1	21	110	15	13.6	17	67	23	34.3	0	75	49	65.3
	200401115	4281058	VICTOR POTO SENIOR SECONDARY SCHOOL	1	35	165	56	33.9	6	127	64	50.4	10	151	75	49.7
	200401130	4281059	VULINDLELA SENIOR SECONDARY SCHOOL	1	0	251	111	44.2	26	111	60	54.1	77	147	99	67.3
	200501285	4281060	VULINDLELA SENIOR SECONDARY SCHOOL	1	23	113	64	56.6	27	54	42	77.8	15	78	68	87.2
	200401139	4281061	WABAN SENIOR SECONDARY SCHOOL	1	9	69	48	69.6	31	65	41	63.1	10	69	42	60.9
	200501290	4281062	WALTER CINGO SENIOR SECONDARY SCHOOL	1	10	190	115	60.5	2	217	124	57.1	47	131	109	83.2
	200401148	4281063	XHENTSE SENIOR SECONDARY SCHOOL	1	6	66	38	57.6	16	32	24	75.0	8	28	17	60.7
	200401302	4281064	ZANOKHANYO SENIOR SECONDARY SCHOOL	2	1	31	11	35.5	14	31	15	48.4	11	31	18	58.1

EASTERN CAPE																	
					2015				2016				2017				
District Name	EMIS No	Centre No	Centre Name	Quintile	No Progressed	Wrote	Achieved	% Achieved	No Progressed	Wrote	Achieved	% Achieved	No Progressed	Wrote	Achieved	% Achieved
OR TAMBO INLAND	200501349	4281065	ZWELIBONGILE SENIOR SECONDARY SCHOOL	2									72	107	40	37.4
	200404017	4291001	A V PLATJIE S S S	3	13	52	26	50.0	0	21	14	66.7	0	24	18	75.0
	200401228	4291002	ATTWELL MADALA HIGH SCHOOL	4	4	164	109	66.5	0	252	155	61.5	71	209	118	56.5
	200400015	4291003	BAMBILANGA SENIOR SECONDARY SCHOOL	1	19	44	28	63.6	0	48	25	52.1	33	48	27	56.3
	200400024	4291004	BAZINDLOVU SENIOR SECONDARY SCHOOL	2	2	84	49	58.3	0	55	31	56.4	0	69	48	69.6
	200400034	4291005	BELE ZINGCUKA TECHNICAL COLLEGE	3	35	63	23	36.5	22	21	14	66.7	24	54	25	46.3
	200500072	4291006	BUWA SENIOR SECONDARY SCHOOL	1					0	28	14	50.0	7	22	18	81.8
	200400067	4291007	CAMERON NGUDLE S S S	2	9	51	41	80.4	9	32	30	93.8	7	41	36	87.8
	200400077	4291008	CHIEF N Z MTIRARA S S S	3	18	98	50	51.0	0	109	74	67.9	16	50	32	64.0
	200404018	4292103	CHRIST THE KING INT SCHOOL		0	118	51	43.2	0	104	60	57.7	0	74	47	63.5
	200400102	4291009	DALIBASO SENIOR SECONDARY SCHOOL	2	30	248	153	61.7	0	260	176	67.7	0	298	193	64.8
	200400106	4291010	DALINDYEBO SENIOR SECONDARY SCHOOL	1	10	182	151	83.0	0	189	143	75.7	0	115	92	80.0
	200400108	4291011	DALUHLANGA SENIOR SECONDARY SCHOOL	1	21	42	11	26.2	4	39	14	35.9	9	23	16	69.6
	200400110	4291012	DALUKHANYO SENIOR SECONDARY SCHOOL	3	2	62	27	43.5	0	44	24	54.5	0	42	17	40.5
	200400128	4291013	DILIZINTABA SENIOR SECONDARY SCHOOL	2	58	109	38	34.9	19	76	57	75.0	50	84	60	71.4
	200400136	4291014	DUDUMAYO SENIOR SECONDARY SCHOOL	1	26	197	105	53.3	0	118	99	83.9	0	152	135	88.8
	200401308	4291015	DUMRANA SENIOR SECONDARY SCHOOL	1									23	43	19	44.2
	200501398	4291016	DWEBA SENIOR SECONDARY SCHOOL	1	17	64	39	60.9	17	16	15	93.8	35	27	26	96.3
	200400144	4291017	E N SEKU SENIOR SECONDARY SCHOOL	1	3	48	29	60.4	0	56	12	21.4	10	44	31	70.5
	200401369	4293018	EFATA SCHOOL FOR THE BLIND & DEAF		0	7	3	42.9	0	7	3	42.9	0	7	7	100.0
	200401283	4291019	EXCELSIOR SENIOR SECONDARY SCHOOL	4	5	97	80	82.5	0	85	69	81.2	5	63	60	95.2
	0	4291020	GCISA SENIOR SECONDARY SCHOOL	2	9	35	13	37.1	5	26	14	53.8	2	13	12	92.3
	200400200	4291021	GENGQE SENIOR SECONDARY SCHOOL	2	0	22	10	45.5	0	39	9	23.1	0	21	3	14.3
	200400805	4291022	GOBINAMBA SENIOR SECONDARY SCHOOL	2	0	27	12	44.4	0	52	25	48.1	0	41	32	78.0

EASTERN CAPE																	
District Name	EMIS No	Centre No	Centre Name	Quintile	2015				2016				2017			
					No Progressed	Wrote	Achieved	% Achieved	No Progressed	Wrote	Achieved	% Achieved	No Progressed	Wrote	Achieved	% Achieved
OR TAMBO INLAND	200400581	4291023	GOBIZIZWE SENIOR SECONDARY SCHOOL	3	0	17	14	82.4	0	44	8	18.2	0	25	9	36.0
	200400264	4291024	HLABATSHABANE S S S	1	17	89	15	16.9	0	127	15	11.8	8	57	11	19.3
	200401311	4291025	HOLOMISA SENIOR SECONDARY SCHOOL	3	8	80	66	82.5	0	51	45	88.2	9	86	48	55.8
	200400272	4291100	HOLY CROSS SENIOR SECONDARY SCHOOL	3	7	166	155	93.4	0	190	169	88.9	10	142	136	95.8
	200401415	4292027	HOLYCROSS EDUCATION CENTRE		0	99	99	100.0	0	95	93	97.9	4	98	92	93.9
	200401387	4291028	IKWEZI TECHNICAL SKILL CENTRE	4	5	107	62	57.9	0	103	60	58.3	7	46	38	82.6
	200400933	4291101	JENCA SENIOR SECONDARY SCHOOL		0	14	12	85.7	0	12	12	100.0	5	38	13	34.2
	20400286	4291029	JIXINI SENIOR SECONDARY SCHOOL	3									0	35	32	91.4
	200400293	4291030	JONGILIZWE SENIOR SECONDARY SCHOOL	3	52	81	16	19.8	20	62	16	25.8	38	24	19	79.2
	200400300	4291031	JONGINTABA SENIOR SECONDARY SCHOOL	1	0	54	43	79.6	0	67	45	67.2	26	27	23	85.2
	200400308	4291032	JOUBERT LUDIDI S S S	2	59	110	44	40.0	21	64	53	82.8	4	79	35	44.3
	200401333	4291033	JOYI SENIOR SECONDARY SCHOOL	2	25	104	40	38.5	0	55	36	65.5	1	68	25	36.8
	200401269	4291034	JUMBA SENIOR SECONDARY SCHOOL	3	0	123	43	35.0	0	52	44	84.6	0	52	30	57.7
	200401410	4292104	KHANYA PRIVATE SCHOOL		0	15	9	60.0	0	26	15	57.7	0	7	4	57.1
	200401303	4292035	KHANYISA SENIOR SECONDARY SCHOOL		0	305	278	91.1	0	317	275	86.8	0	291	237	81.4
	200401390	4292036	KINGS COMMERCIAL COLLEGE		10	63	60	95.2	0	65	65	100.0	23	60	57	95.0
	200400310	4291037	KT MCHASA SENIOR SECONDARY SCHOOL	3	24	180	135	75.0	28	203	145	71.4	54	141	99	70.2
	200400336	4291038	KULANATHI SENIOR SECONDARY SCHOOL	3	37	43	23	53.5	0	51	25	49.0	0	29	16	55.2
	200401300	4291039	KWANOBUHLE SENIOR SECONDARY SCHOOL	1	13	54	31	57.4	0	45	34	75.6	40	53	20	37.7
	200400357	4291040	LESLIE NKALA SENIOR SECONDARY SCHOOL	3	19	57	21	36.8	0	57	22	38.6	0	52	34	65.4
	200400363	4291041	LITTLE FLOWER S S S	3	17	127	100	78.7	51	178	108	60.7	64	108	77	71.3
	200400364	4291043	LUTUKA SENIOR SECONDARY SCHOOL	3	22	134	95	70.9	10	136	90	66.2	32	165	104	63.0
	200400285	4291044	MANDELA SCHOOL OF SCIENCE AND TECH	1					0	72	57	79.2	0	102	73	71.6
	200404028	4291045	MANZOLWANDLE SANDILE S S S	3	4	66	36	54.5	0	67	33	49.3	0	71	30	42.3

EASTERN CAPE																	
					2015				2016				2017				
District Name	EMIS No	Centre No	Centre Name	Quintile	No Progressed	Wrote	Achieved	% Achieved	No Progressed	Wrote	Achieved	% Achieved	No Progressed	Wrote	Achieved	% Achieved
OR TAMBO INLAND	200400518	4291046	MAXWELE SENIOR SECONDARY SCHOOL	3	0	17	5	29.4	0	19	3	15.8	0	40	22	55.0
	200400576	4291048	MENZIWA SENIOR SECONDARY SCHOOL	1	13	40	17	42.5	0	74	22	29.7	0	110	66	60.0
	200400602	4291049	MILTON DALASILE S S S	1	6	96	40	41.7	0	51	19	37.3	0	56	21	37.5
	200400603	4291050	MILTON MBEKELA S S S	2	14	223	147	65.9	0	193	121	62.7	0	219	97	44.3
	200400642	4291052	MPEKO SENIOR SECONDARY SCHOOL	3	10	115	79	68.7	0	137	55	40.1	0	68	41	60.3
	200401306	4291053	MPINDWENI SENIOR SECONDARY SCHOOL	3	4	62	48	77.4	0	74	58	78.4	0	57	48	84.2
	200400671	4291054	MTENGWANE SENIOR SECONDARY SCHOOL	2	26	71	38	53.5	34	81	52	64.2	21	61	35	57.4
	200601166	4292055	MTHATHA COLLEGE OF MATHS SCIENCE & C		0	43	41	95.3	0	44	41	93.2	9	53	44	83.0
	200401343	4291056	NGANGELIZWE SENIOR SECONDARY SCHOOL	3	0	60	43	71.7	0	103	91	88.3	0	101	89	88.1
	200400772	4291057	NGUBESIZWE SENIOR SECONDARY SCHOOL	3	0	17	12	70.6	0	31	26	83.9	0	33	29	87.9
	200401335	4291058	NGWAYIBANJWA SENIOR SECONDARY SCHOOL	3	33	141	95	67.4	0	130	93	71.5	58	197	96	48.7
	200401294	4291059	NOZUKO SENIOR SECONDARY SCHOOL	1	79	213	123	57.7	0	137	110	80.3	61	103	89	86.4
	200400847	4291060	NQWILISO SENIOR SECONDARY SCHOOL	1	86	178	74	41.6	69	132	66	50.0	69	52	43	82.7
	200400495	4291061	QINGQOLO S S S	1	0	17	7	41.2	0	14	5	35.7	6	30	19	63.3
	200401252	4291062	QOKOLWENI SENIOR SECONDARY SCHOOL	3	33	146	90	61.6	0	103	75	72.8	0	80	62	77.5
	200400524	4291063	QUMBU TECHNICAL HIGH SCHOOL	2	52	172	92	53.5	32	97	66	68.0	32	75	45	60.0
	200400958	4291064	QUMBU VILLAGE S S S	3	89	189	97	51.3	26	133	114	85.7	33	150	130	86.7
	200401286	4291065	REUBEN NTULI SENIOR SECONDARY SCHOOL	3	37	65	19	29.2	22	31	26	83.9	11	34	21	61.8
	200400979	4291066	SANDY NAJEKE S S S	3	19	35	14	40.0	14	17	6	35.3	11	15	12	80.0
	200400985	4291102	SEA VIEW SECONDARY SCHOOL	1	8	53	6	11.3	0	66	14	21.2	6	170	70	41.2
	200400989	4291067	SHAWBURY SENIOR SECONDARY SCHOOL	2	85	157	74	47.1	23	114	73	64.0	99	78	72	92.3
	200400005	4291068	SINOLWAZI SENIOR SECONDARY SCHOOL	3	0	88	24	27.3	0	88	40	45.5	14	81	42	51.9
	200401291	4291070	SOMAGUNYA SENIOR SECONDARY SCHOOL	2	10	48	17	35.4	19	34	8	23.5	35	53	37	69.8
	200401027	4291072	ST BARTHOLOMEWS S S S	2	133	202	73	36.1	72	82	44	53.7	78	38	32	84.2
	200401028	4291071	ST CUTHBERTS S S S	3	23	47	32	68.1	13	22	16	72.7	1	60	35	58.3
	200401288	4291073	ST JOHNS COLLEGE	4	0	462	428	92.6	0	394	378	95.9	1	371	339	91.4

EASTERN CAPE																	
District Name	EMIS No	Centre No	Centre Name	Quintile	2015				2016				2017			
					No Progressed	Wrote	Achieved	% Achieved	No Progressed	Wrote	Achieved	% Achieved	No Progressed	Wrote	Achieved	% Achieved
OR TAMBO INLAND	200404020	4292074	ST JUDE PRIVATE SCHOOL		1	44	30	68.2	0	40	27	67.5	0	18	15	83.3
	200404015	4292075	ST MARTINS SCHOOL		0	68	27	39.7	0	60	32	53.3	1	42	22	52.4
	200401409	4292076	STRATEGIC HIGH SCHOOL		0	66	47	71.2	0	54	26	48.1	0	68	31	45.6
	200401035	4291077	SULENKAMA SENIOR SECONDARY SCHOOL	2	5	37	16	43.2	19	27	23	85.2	62	19	19	100.0
	200401041	4291078	TANDANANI SENIOR SECONDARY SCHOOL	2	18	87	51	58.6	30	72	54	75.0	33	63	48	76.2
	200501219	4291079	TOLWENI SENIOR SECONDARY SCHOOL	1	155	219	95	43.4	7	51	50	98.0	32	23	22	95.7
	200401069	4291080	TSHONGWENI SENIOR SECONDARY SCHOOL	3	12	68	36	52.9	2	72	51	70.8	26	47	35	74.5
	200400359	4291081	TSOLO HIGH SCHOOL	3	40	91	39	42.9	8	89	61	68.5	39	89	53	59.6
	200400086	4291082	TYELINZIMA HIGH SCHOOL	1	18	96	15	15.6	0	71	23	32.4	13	44	39	88.6
	200401089	4291084	UMTATA HIGH SCHOOL	4	2	104	91	87.5	0	94	90	95.7	2	96	84	87.5
	200404014	4291085	UMTATA INTERNATIONAL SCHOOL	4	1	105	94	89.5	0	81	73	90.1	5	88	67	76.1
	200401340	4291086	UMTATA TECHNICAL COLLEGE	3	3	213	122	57.3	0	150	70	46.7	51	100	77	77.0
	200401321	4291087	UPPER CULUNCA S S S	1	12	42	17	40.5	9	16	9	56.3	14	13	9	69.2
	200401104	4291088	UPPER MPAKO SENIOR SECONDARY SCHOOL	1	82	148	45	30.4	0	108	70	64.8	25	79	62	78.5
	200401143	4291090	WELSH SENIOR SECONDARY SCHOOL	1	125	138	21	15.2	43	53	19	35.8	22	25	19	76.0
	200400313	4291091	WILO COMPREHENSIVE S S S	3	0	23	5	21.7	0	21	6	28.6	0	33	17	51.5
	200401150	4291093	XOLILIZWE SANGONI SENIOR SECONDARY	3	5	63	33	52.4	0	38	19	50.0	0	37	17	45.9
	200401166	4291094	ZAMAKULUNGISA S S S	3	59	271	169	62.4	0	221	182	82.4	0	223	153	68.6
	200401173	4291095	ZANGQELE SENIOR SECONDARY SCHOOL	3									19	45	12	26.7
	200401191	4291096	ZIMELE HIGH SCHOOL	3	12	228	171	75.0	0	255	171	67.1	53	198	161	81.3
	200401304	4291097	ZINGISA COMPREHENSIVE SCHOOL	5	0	232	200	86.2	0	196	184	93.9	5	249	219	88.0
	200401210	4291098	ZWELIBANGILE SENIOR SECONDARY SCHOOL	3	15	119	64	53.8	0	99	31	31.3	2	90	42	46.7
	200401225	4291099	ZWELODUMO SENIOR SECONDARY SCHOOL	3	58	165	56	33.9	0	76	47	61.8	0	66	41	62.1

EASTERN CAPE																	
					2015				2016				2017				
District Name	EMIS No	Centre No	Centre Name	Quintile	No Progressed	Wrote	Achieved	% Achieved	No Progressed	Wrote	Achieved	% Achieved	No Progressed	Wrote	Achieved	% Achieved
SARAH BAARTMAN	200100005	4351001	ABERDEEN SENIOR SECONDARY SCHOOL	3	23	61	18	29.5	12	61	29	47.5	16	54	19	35.2
	200100018	4351002	AEROVILLE SENIOR SECONDARY SCHOOL	3	21	98	56	57.1	19	69	58	84.1	31	63	44	69.8
	200100024	4351003	ALEXANDRIA HIGH SCHOOL	3	0	37	26	70.3	8	41	29	70.7	0	49	28	57.1
	200100041	4351004	ASHERVILLE SENIOR SECONDARY SCHOOL	3	15	95	51	53.7	47	69	52	75.4	17	38	20	52.6
	200100105	4351005	CAREL DU TOIT HIGH SCHOOL	3	10	42	5	11.9	10	19	5	26.3	1	31	13	41.9
	200101024	4351006	COOKHOUSE SENIOR SECONDARY SCHOOL	3	1	30	4	13.3	4	22	15	68.2	4	26	9	34.6
	200100240	4351007	GCINIBUZWE COMBINED SCHOOL	3	1	12	8	66.7	6	10	5	50.0	1	6	2	33.3
	200100250	4351008	GILL COLLEGE	5	0	53	53	100.0	0	62	60	96.8	0	57	56	98.2
	200101041	4352054	GLOBAL LEADESRSHIP INSTITUTE		0	39	39	100.0	0	44	44	100.0	0	41	41	100.0
	200100270	4351010	GRAEME COLLEGE BOYS HIGH	5	0	54	53	98.1	0	62	62	100.0	0	59	58	98.3
	200100291	4351011	HANKEY SENIOR SECONDARY SCHOOL	3	39	126	50	39.7	28	77	53	68.8	1	61	35	57.4
	200100300	4351012	HENDRICK KANISE COMBINED SCHOOL	3	0	14	6	42.9	0	11	8	72.7	0	18	15	83.3
	200100311	4351013	HOER VOLKSKOOL	5	1	64	63	98.4	3	59	59	100.0	2	59	56	94.9
	200100314	4351014	HOERSKOOL JANSENVILLE	3	11	48	42	87.5	9	31	26	83.9	15	40	35	87.5
	200100315	4351015	HOERSKOOL MCLACHLAN	4	0	24	24	100.0	0	30	30	100.0	0	23	23	100.0
	200100571	4351016	HOERSKOOL NICO MALAN	5	0	154	154	100.0	1	174	172	98.9	0	143	141	98.6
	200100612	4351017	HOERSKOOL P J OLIVIER	5	0	23	22	95.7	0	38	31	81.6	0	26	24	92.3
	200100325	4351018	HUMANSDORP SENIOR SECONDARY SCHOOL	3	45	299	251	83.9	41	307	269	87.6	0	297	241	81.1
	200100375	4351019	IKAMVALESIZWE COMBINED SCHOOL	3	0	42	20	47.6	0	44	18	40.9	0	38	15	39.5
	200100359	4351021	JOHNSON NQONQOZA SENIOR SECONDARY	3	5	48	33	68.8	3	20	20	100.0	15	46	40	87.0
	200100382	4351023	KHUTLISO DANIELS SECONDARY SCHOOL	3	0	30	7	23.3	7	20	10	50.0	0	32	8	25.0
	200100390	4351024	KIRKWOOD HIGH SCHOOL	4	2	35	35	100.0	0	34	32	94.1	0	30	28	93.3
	200100398	4351025	KLIPPLAAT SENIOR SECONDARY SCHOOL	3	7	15	5	33.3	4	7	7	100.0	4	10	3	30.0
	200100419	4351026	KUYASA COMBINED SCHOOL	3	0	56	44	78.6	34	47	28	59.6	0	50	34	68.0

EASTERN CAPE																	
District Name	EMIS No	Centre No	Centre Name	Quintile	2015				2016				2017			
					No Progressed	Wrote	Achieved	% Achieved	No Progressed	Wrote	Achieved	% Achieved	No Progressed	Wrote	Achieved	% Achieved
SARAH BAARTMAN	200100473	4351027	LUNGISO PUBLIC HIGH SCHOOL	3	18	69	56	81.2	31	92	69	75.0	0	105	76	72.4
	200100493	4351028	MARY WATER HIGH SCHOOL	3	0	107	80	74.8	12	120	85	70.8	1	106	70	66.0
	200100529	4351029	MOSES MADIBA SENIOR SECONDARY SCHOOL	3	0	56	22	39.3	24	53	15	28.3	0	39	13	33.3
	200100553	4351030	NATHANIEL NYALUZA SECONDARY SCHOOL	3	0	89	24	27.0	17	67	32	47.8	0	53	24	45.3
	200100580	4351031	NOMBULELO SECONDARY SCHOOL	3	0	163	86	52.8	35	79	45	57.0	1	50	41	82.0
	200100582	4351032	NOMPUCUKO COMBINED SCHOOL	3	0	25	7	28.0	43	25	14	56.0	0	29	2	6.9
	200100583	4351033	NOMZAMO SECONDARY SCHOOL	3	0	54	43	79.6	3	52	48	92.3	0	16	12	75.0
	200100592	4351034	NQWEBA SENIOR SECONDARY SCHOOL	3	6	48	37	77.1	19	76	52	68.4	18	27	25	92.6
	200100597	4351035	NTSIKA SECONDARY SCHOOL	3	0	64	47	73.4	18	70	61	87.1	0	75	64	85.3
	200100917	4351036	PATENSIE SECONDARY SCHOOL	3	15	34	8	23.5	0	16	7	43.8	0	16	11	68.8
	200100937	4351037	PAUL SAUER HIGH SCHOOL	4	0	35	35	100.0	4	34	34	100.0	0	27	26	96.3
	0	4351038	PEARSTON SENIOR SECONDARY|SCHOOL										15	34	6	17.6
	200100632	4351039	PORT ALFRED HIGH SCHOOL	5	0	55	52	94.5	0	57	54	94.7	0	73	64	87.7
	200100640	4351040	QHAYIYALETHU F E T	3	35	61	19	31.1	30	35	25	71.4	0	38	25	65.8
	200100674	4351042	SAMKELWE SENIOR SECONDARY SCHOOL	3	7	22	12	54.5	18	34	19	55.9	0	42	24	57.1
	0	4351043	SANDISULWAZI HIGH SCHOOL										0	15	8	53.3
	200100691	4351044	SHAW PARK COMBINED SCHOOL	2	0	17	4	23.5	0	15	2	13.3	0	19	5	26.3
	200100722	4351045	SPANDAU SENIOR SECONDARY|SCHOOL	3	3	118	58	49.2	29	89	63	70.8	24	121	64	52.9
	200100731	4351047	ST COLMCILLE SENIOR SECONDARY SCHOOL	3	29	74	42	56.8	23	74	55	74.3	1	34	34	100.0
	200100767	4351048	T EM MRWETYANA SENIOR SECONDARY	3	0	53	22	41.5	25	55	14	25.5	0	21	9	42.9

EASTERN CAPE																	
District Name	EMIS No	Centre No	Centre Name	Quintile	2015				2016				2017			
					No Progressed	Wrote	Achieved	% Achieved	No Progressed	Wrote	Achieved	% Achieved	No Progressed	Wrote	Achieved	% Achieved
SARAH BAARTMAN	200100806	4351049	UKHANYO SECONDARY SCHOOL	3	0	85	18	21.2	17	14	7	50.0	0	44	12	27.3
	200100807	4351050	UNION HIGH SCHOOL	5	1	61	59	96.7	0	64	60	93.8	0	51	51	100.0
	200100814	4351051	VELILE SENIOR SECONDARY SCHOOL	3	0	48	22	45.8	0	36	31	86.1	0	44	27	61.4
	200100820	4351052	VICTORIA GIRLS HIGH SCHOOL	5	0	83	83	100.0	0	69	69	100.0	0	82	82	100.0
	200100858	4351053	WILLOWMORE SENIOR SECONDARY SCHOOL		0	14	12	85.7	0	12	12	100.0	25	41	32	78.0

Free State

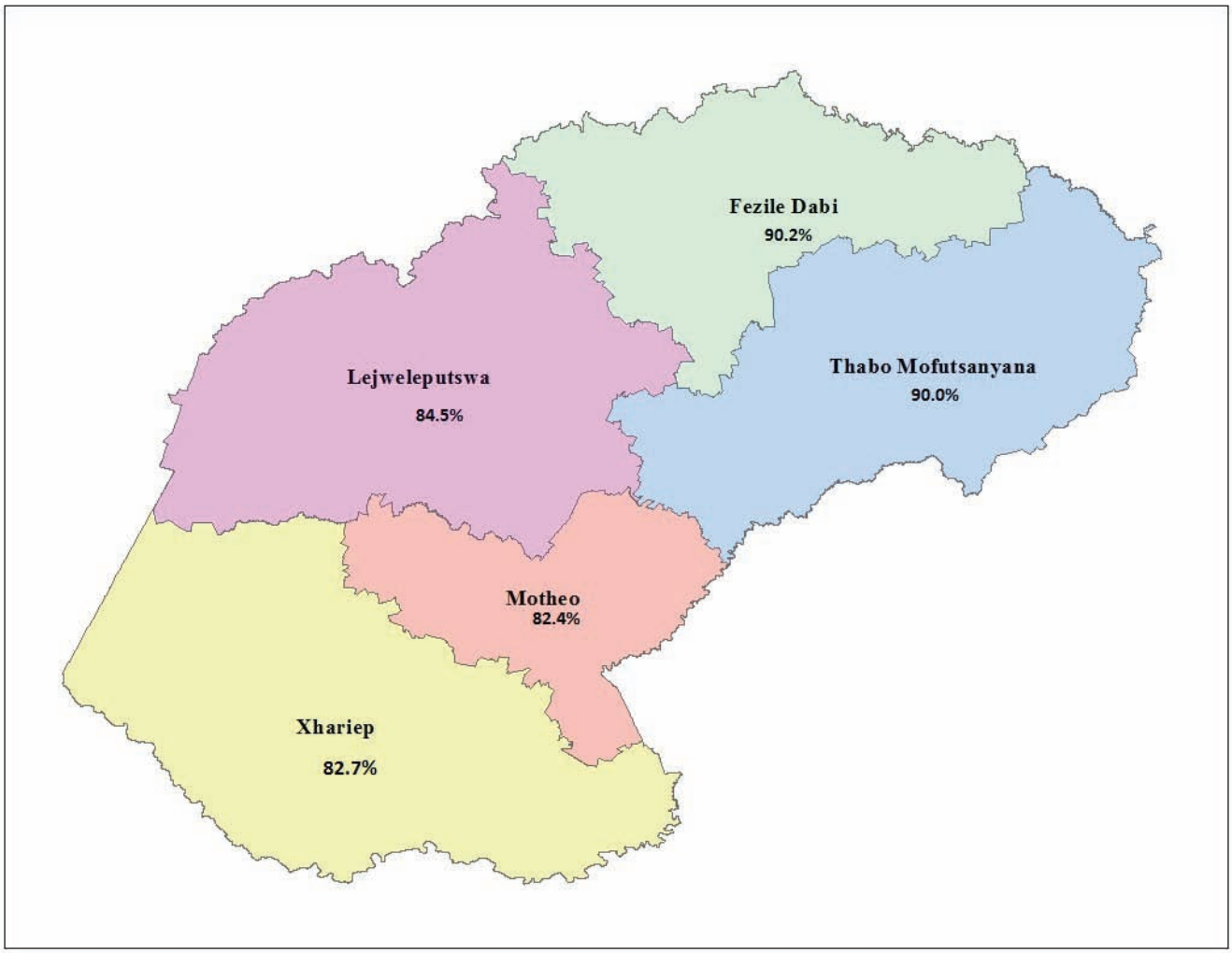
Fezile Dabi
90.2%
Thabo Mofutsanyana
90.0%
Lejweleputswa
84.5%
Motheo
82.4%
Xhariep
82.7%

FREE STATE																	
District Name	EMIS No	Centre No	Centre Name	Quintile	2015				2016				2017			
					No Progressed	Wrote	Achieved	% Achieved	No Progressed	Wrote	Achieved	% Achieved	No Progressed	Wrote	Achieved	% Achieved
Fezile Dabi	442506316	3202001	AFRIKAANSE HSKOOL KROONSTAD	5	0	105	105	100.0	6	103	103	100.0	0	76	75	98.7
	443611240	3201001	AFRIKAANSE HSKOOL SASOLBURG	5	7	117	112	95.7	8	133	126	94.7	3	118	111	94.1
	443011135	3201002	BARNARD MOLOKOANE SS	1	57	92	88	95.7	55	131	128	97.7	57	86	79	91.9
	442506237	3202002	BODIBENG SS	2	31	63	59	93.7	25	80	74	92.5	9	48	40	83.3
	444611126	3202004	BOIPHIHLELO SS	1	1	87	71	81.6	3	101	88	87.1	9	103	86	83.5
	443011180	3201004	BOITLAMO SS	1	1	73	55	75.3	20	84	71	84.5	15	53	37	69.8
	444510328	3201005	BONGANE-LEBOHANG SS	1	15	68	45	66.2	27	47	38	80.9	26	50	38	76.0
	442506332	3202005	BRENTPARK CS	3	15	58	50	86.2	5	54	42	77.8	8	41	31	75.6
	442506338	3202006	CALCULUS KOLLEGE CI/S		0	27	26	96.3	0	19	17	89.5	0	23	19	82.6
	443611168	3201006	CEDAR SS	3	16	125	97	77.6	48	94	84	89.4	47	84	77	91.7
	442506199	3202009	DR REGINALD CINGO CSS	3	127	175	109	62.3	1	103	92	89.3	63	124	102	82.3
	441610084	3201007	FALESIZWE SS	1	8	217	138	63.6	71	126	107	84.9	37	70	66	94.3
	441811277	3202011	HEILBRON CS	5	0	27	27	100.0	0	29	29	100.0	0	36	36	100.0
	443611245	3201010	HTS SASOLBURG	5	6	100	90	90.0	0	69	60	87.0	3	72	49	68.1
	443611134	3201011	IKETSETSENG CSS	3	12	159	147	92.5	66	190	177	93.2	32	140	131	93.6
	442506339	3202013	JSM SETILOANE SS	3	4	18	15	83.3	0	22	19	86.4	0	17	16	94.1
	443611280	3201051	KAHOBOTJHA-SAKUBUSHA SS	3	16	109	77	70.6	32	131	125	95.4	2	128	124	96.9
	442506078	3202014	KANANELO SS	3	52	131	129	98.5	31	158	145	91.8	56	155	139	89.7
	444306340	3202015	KGABARENG TS	1	26	53	45	84.9	27	63	53	84.1	60	50	46	92.0
	444306234	3202016	KGOLAGANO SS	1	53	132	132	100.0	93	116	109	94.0	31	115	110	95.7
	442506318	3202019	KROONSTAD CSS	5	0	113	111	98.2	0	112	110	98.2	0	133	128	96.2
	442411129	3202021	KWAKWATSI SS	2	22	45	38	84.4	9	39	39	100.0	5	39	36	92.3
	443611141	3201012	LE NOTSI SS	2	29	60	29	48.3	12	57	49	86.0	19	33	31	93.9
	442510187	3202025	MATLWANGTLWANG SS	2	9	43	41	95.3	22	76	69	90.8	51	69	61	88.4
	441811178	3201015	METSIMATLE SS	2	12	41	32	78.0	0	30	27	90.0	15	31	27	87.1
	441610200	3201016	MFUNDO THUTO SS	2	51	136	111	81.6	44	88	79	89.8	43	125	91	72.8
	442506203	3202026	MOTSWELA SS	3	24	70	57	81.4	11	76	72	94.7	33	87	82	94.3
	440506229	3202028	NAMPO ASS	1	0	51	51	100.0	1	56	56	100.0	4	39	39	100.0
	442506241	3202029	NGWATHE SS	2	29	58	55	94.8	3	65	63	96.9	31	51	50	98.0
	443611068	3201018	NKGOPOLENG SS	3	39	123	118	95.9	81	165	160	97.0	29	96	94	97.9
	443611181	3201019	NOMSA SS	2	0	99	89	89.9	34	89	77	86.5	5	78	69	88.5
	443011241	3201020	PARYS SKOOL SS	5	5	105	101	96.2	1	105	101	96.2	5	92	91	98.9
	443611162	3201021	PELE-YA-PELE SS	3	4	99	70	70.7	34	60	48	80.0	10	46	37	80.4
	443011028	3201022	PHEHELLANG SS	3	11	34	34	100.0	32	68	68	100.0	6	38	35	92.1
	442506216	3202032	PHEPHETSO SS	3	58	170	151	88.8	52	154	144	93.5	36	107	100	93.5

FREE STATE																	
District Name	EMIS No	Centre No	Centre Name	Quintile	2015				2016				2017			
					No Progressed	Wrote	Achieved	% Achieved	No Progressed	Wrote	Achieved	% Achieved	No Progressed	Wrote	Achieved	% Achieved
Fezile Dabi	441811229	3202034	PHIRITONA SS	3	6	142	121	85.2	55	190	162	85.3	12	120	98	81.7
	441610173	3201023	QALABOTJHA SS	2	41	81	72	88.9	16	75	71	94.7	15	57	55	96.5
	443611272	3202036	REBATLA THUTO SS	2	23	45	42	93.3	2	67	66	98.5	7	54	52	96.3
	441610193	3201024	REFENG THABO SS	2	0	60	52	86.7	15	36	35	97.2	20	47	41	87.2
	444306214	3202037	REHAUHETSWE SS	1	12	80	53	66.3	29	62	54	87.1	32	47	47	100.0
	441610088	3201026	RETSHEDISITSWE SS	2	87	178	149	83.7	43	124	114	91.9	16	57	52	91.2
	444306320	3202038	SALOMON SENEKAL CS	5	0	27	27	100.0	0	18	18	100.0	0	21	21	100.0
	444611171	3202039	SAMUEL SEBEGO PAKI SS	1	8	83	69	83.1	4	94	81	86.2	13	70	59	84.3
	441811260	3202040	SANDERSVILLE CS	3	0	14	11	78.6	0	7	7	100.0	0	11	11	100.0
	442411249	3202041	SAREL CILLIERS CS	3	1	37	35	94.6	0	32	32	100.0	1	25	24	96.0
	443611242	3201028	SASOLBURG SS	5	2	164	161	98.2	0	149	149	100.0	0	145	144	99.3
	441811147	3202042	SEDIBA-THUTO SS	1	44	103	97	94.2	39	62	60	96.8	33	49	48	98.0
	442710262	3202043	STEYNSRUS CS	4	13	60	59	98.3	0	39	39	100.0	11	43	37	86.0
	444306138	3202045	THABANG SS	1	33	126	79	62.7	77	87	60	69.0	0	54	52	96.3
	442506169	3202046	THAKAMESO CSS	2	6	69	62	89.9	56	82	69	84.1	29	58	51	87.9
	441610358	3201029	TSEBO-ULWAZI SS	2	20	38	35	92.1	18	55	41	74.5	10	66	43	65.2
	441610264	3201031	TWEELING CS	2	0	38	38	100.0	0	30	30	100.0	0	29	29	100.0
	443611170	3201032	VAAL CHRISTIAN CI/S		0	50	44	88.0	0	47	46	97.9	0	35	33	94.3
	443611244	3201033	VAALPARK ARTICON	5	3	68	66	97.1	0	66	65	98.5	3	89	86	96.6
	441610265	3201034	VILLIERS CS	4	1	14	13	92.9	0	11	11	100.0	0	8	8	100.0
	443011203	3201035	WEIVELD ASS	1	10	79	79	100.0	5	59	56	94.9	10	60	57	95.0
	441610266	3201036	WILGERIVIER CS	5	0	38	37	97.4	0	49	49	100.0	0	43	43	100.0
	443011173	3201037	YAKHISISWE SS	3	23	84	78	92.9	13	82	71	86.6	31	118	94	79.7
	442506335	3202048	ZENITH CI/S		3	36	35	97.2	2	44	42	95.5	1	31	30	96.8
Lejweleputswa	440704214	3182001	AKADEMIA SS	2	36	71	67	94.4	20	105	95	90.5	19	82	72	87.8
	440404129	3181001	ARAMELA CS	2	12	35	29	82.9	7	24	21	87.5	1	33	28	84.8
	441912034	3182002	BAHALE SS	3	146	85	68	80.0	46	97	75	77.3	39	75	61	81.3
	440404216	3181002	BOSHOF CS	3	5	87	82	94.3	26	97	80	82.5	4	94	85	90.4
	440506317	3181003	BOTHAVILLE SS	5	1	74	74	100.0	0	69	69	100.0	0	49	49	100.0
	440506235	3181004	BOVAAL ACS	1	0	18	13	72.2	1	19	17	89.5	0	14	13	92.9
	440808296	3181005	BULTFONTEIN CS	5	0	30	30	100.0	0	27	27	100.0	0	22	22	100.0
	444008294	3182006	CONCORDIA SS	2	12	63	56	88.9	34	83	78	94.0	24	52	42	80.8
	440506232	3181006	DIPHETOHO SS	1	26	37	30	81.1	15	56	44	78.6	38	62	54	87.1
	444712030	3182086	DUNAMIS CHRISTIAN CI/S		6	10	10	100.0	4	6	6	100.0	3	9	9	100.0
	444712129	3181063	EDMUND RICE CI/S		0	24	24	100.0	0	27	26	96.3	0	22	20	90.9
	444712056	3182008	ED-U-COLLEGE WELKOM CI/S		3	20	15	75.0	0	18	13	72.2	5	17	4	23.5
	442908251	3181008	ELDORET SS	3	8	59	49	83.1	7	50	49	98.0	1	75	63	84.0
	444712076	3182010	GOUDVELD SS	5	0	146	145	99.3	1	172	172	100.0	0	138	137	99.3

FREE STATE																	
District Name	EMIS No	Centre No	Centre Name	Quintile	2015				2016				2017			
					No Progressed	Wrote	Achieved	% Achieved	No Progressed	Wrote	Achieved	% Achieved	No Progressed	Wrote	Achieved	% Achieved
Lejweleputswa	440808282	3181009	HANOVER CFS	1	19	33	22	66.7	6	18	17	94.4	4	19	14	73.7
	444412077	3182011	HARMONY SS	5	20	99	95	96.0	1	83	72	86.7	2	95	73	76.8
	441912078	3182013	HENNENMAN SS	5	1	54	53	98.1	0	46	45	97.8	0	52	52	100.0
	444412079	3182014	HENTIE CILLIERS HS	5	4	109	108	99.1	0	115	112	97.4	0	131	119	90.8
	442008297	3181010	HOOPSTAD CS	5	0	22	22	100.0	0	18	18	100.0	0	20	20	100.0
	444712082	3182015	HTS WELKOM	5	14	94	85	90.4	6	92	84	91.3	10	81	67	82.7
	444908323	3181011	IPHATELENG SS	1	36	51	33	64.7	26	33	29	87.9	16	47	34	72.3
	445008310	3182016	IPOPENG SS	2	18	50	40	80.0	5	27	25	92.6	15	37	30	81.1
	444908152	3181012	ITHABELENG SS	1	61	124	85	68.5	14	71	68	95.8	7	61	59	96.7
	444908008	3181013	ITOKISETSENG CFS	1	1	10	9	90.0	6	16	12	75.0	0	24	16	66.7
	442908321	3181015	JC MOTUMI SS	2	42	85	61	71.8	33	98	64	65.3	1	59	56	94.9
	440704040	3181016	KAGISANO CS	2	15	27	20	74.1	0	6	6	100.0	0	38	28	73.7
	440404264	3181045	KGHOLOLOSEGO SS	1	19	34	24	70.6	16	46	16	34.8	0	26	16	61.5
	441912110	3182017	KHELENG SS	3	126	120	102	85.0	39	81	79	97.5	24	81	79	97.5
	442908307	3181019	KUTLOANONG SS	1	30	177	126	71.2	20	112	102	91.1	20	120	100	83.3
	442908319	3181020	LA WESI SS	3	76	138	96	69.6	40	71	60	84.5	5	78	71	91.0
	444712002	3182018	LEBOGANG SS	3	14	127	102	80.3	101	113	98	86.7	47	88	79	89.8
	444712127	3182067	LEKGARIETSE SS	3	18	85	81	95.3	25	66	62	93.9	44	102	83	81.4
	444712029	3182019	LENAKENG TS	2	6	77	63	81.8	31	45	37	82.2	33	32	30	93.8
	444712040	3182020	LEPHOLA CSS	3	40	197	176	89.3	56	119	105	88.2	40	111	108	97.3
	444712044	3182021	LESEDING TS	3	44	127	120	94.5	29	133	113	85.0	19	115	113	98.3
	444712114	3182023	LETSETE SS	2	119	105	69	65.7	73	141	97	68.8	22	70	61	87.1
	440506227	3181022	MAMELLANG-THUTO SS	1	20	123	113	91.9	45	131	117	89.3	23	67	62	92.5
	444412025	3182024	MAMELLO SS	2	12	146	142	97.3	16	146	140	95.9	0	144	137	95.1
	444412119	3182025	MAREMATLOU SS	1	26	127	121	95.3	12	108	107	99.1	34	77	70	90.9
	444206211	3182026	MATSERIPE SS	1	99	106	69	65.1	85	122	73	59.8	34	84	52	61.9
	444412113	3182028	MELODING SS	2	22	95	79	83.2	6	71	63	88.7	12	84	56	66.7
	444908243	3181026	MONYAKENG SS	1	27	63	51	81.0	19	53	46	86.8	48	87	63	72.4
	440506102	3181028	MOPHATE SS	2	14	102	94	92.2	34	91	84	92.3	25	97	81	83.5
	442908234	3181029	MOSALA SS	3	57	75	52	69.3	29	70	66	94.3	24	64	60	93.8
	445008150	3182030	NALEDI-YA-BOTJABELA SS	1	107	40	39	97.5	30	42	35	83.3	9	39	32	82.1
	444712052	3182031	NANABOLELA SS	2	77	131	83	63.4	31	80	56	70.0	6	58	56	96.6
	440506198	3181031	OZIEL SELELE CSS	1	43	75	53	70.7	16	49	35	71.4	0	36	33	91.7
	442908055	3181033	PHEHELLO SS	1	158	220	178	80.9	31	126	118	93.7	16	97	96	99.0
	440808312	3181027	RAINBOW SS	1	33	157	138	87.9	29	138	124	89.9	50	185	103	55.7
	442908180	3181035	REARABETSWE SS	3	103	175	120	68.6	23	107	100	93.5	12	130	104	80.0
	444412047	3182035	REATLEHILE SS	3	2	61	51	83.6	2	38	35	92.1	16	18	17	94.4
	440704141	3182037	REFIHLETSE CS	2	17	44	20	45.5	6	14	13	92.9	15	22	21	95.5
	442008316	3181037	RELEKILE SS	1	22	95	69	72.6	1	50	46	92.0	2	67	51	76.1

FREE STATE																	
District Name	EMIS No	Centre No	Centre Name	Quintile	2015				2016				2017			
					No Progressed	Wrote	Achieved	% Achieved	No Progressed	Wrote	Achieved	% Achieved	No Progressed	Wrote	Achieved	% Achieved
Lejweleputswa	440808153	3181038	REPHOLOSITSWE SS	1	48	89	66	74.2	16	102	70	68.6	17	78	49	62.8
	444712115	3182075	RHEEDER PARK COMBINED SCHOOL	2	18	66	48	72.7	33	60	37	61.7	12	60	50	83.3
	444712080	3182039	RIEBEECKSTAD SS	5	0	101	93	92.1	3	115	111	96.5	21	99	93	93.9
	444908298	3181039	SANDVELD CS	5	1	23	22	95.7	0	22	22	100.0	0	11	11	100.0
	440404259	3181040	SENZILE CS	1	56	117	85	72.6	4	62	57	91.9	19	76	45	59.2
	442908239	3181041	SEQHOBONG SS	1	33	83	66	79.5	37	90	59	65.6	15	67	59	88.1
	440704219	3182045	STAATSPRES SWART CS	5	0	37	36	97.3	0	41	41	100.0	0	33	32	97.0
	444008151	3182046	TAIWE SS	2	6	119	115	96.6	25	66	65	98.5	23	92	77	83.7
	444712033	3182047	TETO SS	3	35	197	151	76.6	41	226	180	79.6	48	121	102	84.3
	444008299	3182048	THEUNISSEN CS	5	0	24	19	79.2	1	22	18	81.8	3	27	27	100.0
	444712020	3182049	THOTAGAUTA SS	3	46	84	69	82.1	49	138	104	75.4	37	128	97	75.8
	442008225	3181043	TIKWANE CSS	1	3	85	55	64.7	10	26	20	76.9	16	39	24	61.5
	444712081	3182054	UNITAS CSS	5	29	171	132	77.2	57	152	127	83.6	26	136	102	75.0
	444712083	3182058	WELKOM HIGH SS	5	9	219	196	89.5	15	172	156	90.7	7	173	154	89.0
	444712107	3182059	WELKOM SS	3	62	78	36	46.2	32	93	59	63.4	23	63	41	65.1
	444712075	3182060	WELKOM-GIMNASIUM SS	5	12	175	169	96.6	1	160	159	99.4	4	174	166	95.4
	442908295	3181046	WESSEL MAREE SS	5	1	71	70	98.6	0	55	53	96.4	2	51	47	92.2
	445008300	3182061	WINBURG CS	3	7	29	26	89.7	5	26	23	88.5	3	22	21	95.5
Motheo	440304273	3171095	ACADEMY OF EXCELLENCE CI/S		0	25	24	96.0	0	35	35	100.0	0	24	21	87.5
	440304267	3171001	ACCELERATED CHRISTIAN COLLEGE SI/S		0	38	28	73.7	0	43	36	83.7	0	32	22	68.8
	443907314	3173002	ALBERT MOROKA SS	3	11	107	107	100.0	21	131	131	100.0	8	127	122	96.1
	440303261	3171003	ATLEHANG SS	4	6	173	156	90.2	30	124	115	92.7	10	185	164	88.6
	440304187	3171089	BAINSVLEI CS	2	0	51	49	96.1	7	52	50	96.2	14	57	57	100.0
	443907315	3173003	BARTIMEA SCHOOL FOR THE DEAF AND BLIND		0	9	4	44.4	6	14	10	71.4	0	9	6	66.7
	444802126	3172039	BLOEMFONTEIN SOUTH HIGH SS	5	17	105	85	81.0	1	99	95	96.0	5	86	81	94.2
	440304212	3171004	BLOEMFONTEIN SS	5	1	142	137	96.5	1	143	140	97.9	0	171	156	91.2
	440304255	3171008	BREBNER SS	5	1	294	261	88.8	3	299	265	88.6	0	330	302	91.5
	440304207	3171055	C EN N H MEISIESKOOL ORANJE	5	0	155	155	100.0	0	144	144	100.0	0	140	140	100.0
	440303127	3171009	CALCULUS BLOEMFONTEIN SI/S		57	66	60	90.9	0	46	42	91.3	0	59	49	83.1
	440303237	3171010	CASTLEBRIDGE CI/S		2	18	13	72.2	1	14	9	64.3	1	21	17	81.0
	441002116	3171011	CHRISTIAAN DE WET CS	4	1	60	60	100.0	1	53	53	100.0	0	58	58	100.0
	440304223	3171012	CHRISTIAN BROTHERS COLLEGE CI/S		0	26	26	100.0	0	32	32	100.0	0	27	27	100.0
	443907266	3173005	CHRISTIAN LIPHOKO IS	3	44	79	67	84.8	39	92	59	64.1	15	85	71	83.5

FREE STATE																	
District Name	EMIS No	Centre No	Centre Name	Quintile	2015				2016				2017				
					No Progressed	Wrote	Achieved	% Achieved	No Progressed	Wrote	Achieved	% Achieved	No Progressed	Wrote	Achieved	% Achieved	
Motheo	440303102	3171013	COMMTECH CSS	3	0	132	87	65.9	64	241	142	58.9	35	168	91	54.2	
	440304241	3171016	DR BLOK SS	4	0	211	117	55.5	14	154	115	74.7	23	89	79	88.8	
	440303196	3171015	DR VILJOEN CS	5	9	72	57	79.2	0	95	82	86.3	0	105	77	73.3	
	440304210	3171017	EUNICE SS	5	0	174	174	100.0	0	164	164	100.0	0	165	165	100.0	
	440303188	3171019	FICHARDTPARK SS	5	0	192	192	100.0	1	207	207	100.0	0	154	152	98.7	
	443907250	3173007	GORONYANE SS	3	144	134	80	59.7	7	127	98	77.2	33	103	94	91.3	
	440304211	3171021	GREY-KOLLEGE SS	5	1	237	237	100.0	1	222	217	97.7	0	220	215	97.7	
	440304265	3171022	HEADSTART HIGH SI/S		13	61	51	83.6	12	52	36	69.2	31	67	42	62.7	
	440304183	3171023	HEATHERDALE CSS	5	27	139	129	92.8	6	87	86	98.9	17	142	139	97.9	
	440303052	3171025	HODISA TS	3	17	86	41	47.7	107	181	100	55.2	0	96	58	60.4	
	440303194	3171026	HTS LOUIS BOTHA	5	24	262	225	85.9	2	239	215	90.0	3	194	127	65.5	
	440303032	3171028	IKAELELO SS	3	12	146	105	71.9	20	114	76	66.7	26	107	58	54.2	
	442607336	3173009	ITOKISETSENG BOKAMOSO SS	2	16	60	36	60.0	0	30	29	96.7	2	33	29	87.9	
	440303189	3171030	JIM FOUCHE SS	5	0	185	185	100.0	0	158	158	100.0	0	169	169	100.0	
	440304117	3171031	KAELANG SS	4	56	174	118	67.8	4	78	67	85.9	29	109	86	78.9	
	440303070	3171033	KAGISHO CSS	4	43	179	123	68.7	36	177	150	84.7	32	177	131	74.0	
	440602034	3172007	KGAUHO SS	2	63	245	135	55.1	69	137	108	78.8	56	165	119	72.1	
	440602053	3172008	KGORATHUTO SS	1	89	203	92	45.3	39	115	102	88.7	45	100	79	79.0	
	440303251	3171110	KOPANONG SENIOR SECONDARY	3	60	135	124	91.9	11	157	156	99.4	18	201	192	95.5	
	445802156	3171114	KYRIOS INDEPENDENT SCHOOL		0	21	18	85.7	1	12	10	83.3	0	10	10	100.0	
	442607299	3173055	LADYBRAND ACADEMY		0	23	16	69.6	1	25	24	96.0	0	21	20	95.2	
	442607292	3173011	LADYBRAND SS	5	0	68	68	100.0	1	68	68	100.0	0	72	72	100.0	
	442607063	3173012	LE RENG SS	2	109	198	134	67.7	74	195	146	74.9	24	131	131	100.0	
	440602046	3172010	LEFIKENG SS	2	249	320	168	52.5	26	103	95	92.2	3	190	140	73.7	
	440304087	3171038	LEKHULONG SS	4	23	114	96	84.2	0	113	102	90.3	35	133	81	60.9	
	440602122	3172011	LENYORA LA THUTO CSS	2	184	311	192	61.7	59	143	106	74.1	38	175	111	63.4	
	440602072	3172012	LERATONG SS	1	169	499	250	50.1	100	143	87	60.8	18	78	64	82.1	
	440303011	3171039	LEREKO SS	3	15	158	129	81.6	23	110	103	93.6	9	76	65	85.5	
	444802117	3171042	LOUW WEPENER CS	4	17	48	38	79.2	10	28	19	67.9	5	38	32	84.2	
	443907249	3173013	MARIASDAL SS	4	7	68	58	85.3	17	49	41	83.7	15	43	29	67.4	
	440303216	3171045	MARTIE DU PLESSIS HS		3	36	26	72.2	7	70	70	100.0	0	45	40	88.9	
	441002074	3171046	METSIMAPHODI SS	3	70	128	63	49.2	36	91	71	78.0	65	105	79	75.2	
	440304045	3171048	MOEMEDI SS	4	0	155	119	76.8	7	96	84	87.5	1	91	87	95.6	
	443907241	3173015	MOROKA SS	1	18	187	143	76.5	3	125	115	92.0	10	129	109	84.5	
	440602121	3172015	MPATLENG SS	2	72	151	99	65.6	13	84	75	89.3	12	78	66	84.6	
	440304208	3171052	NAVALSIG CSS	5	1	169	141	83.4	0	135	119	88.1	0	120	101	84.2	
	440602060	3172017	NTEMOSENG SS	3	27	111	86	77.5	31	98	90	91.8	15	159	142	89.3	

FREE STATE																	
District Name	EMIS No	Centre No	Centre Name	Quintile	2015				2016				2017			
					No Progressed	Wrote	Achieved	% Achieved	No Progressed	Wrote	Achieved	% Achieved	No Progressed	Wrote	Achieved	% Achieved
Motheo	440602090	3172018	NTUMEDISENG SS	2	46	192	91	47.4	42	96	68	70.8	7	82	60	73.2
	440304250	3171056	PETUNIA SS	4	22	161	150	93.2	26	183	149	81.4	11	156	107	68.6
	443907267	3173017	PHETOGANE SS	3	93	137	103	75.2	12	84	78	92.9	30	103	82	79.6
	440602047	3172020	POPANO SS	1	0	129	63	48.8	23	69	45	65.2	25	76	59	77.6
	440304218	3171058	PRESIDENT STEYN CS	5	0	29	28	96.6	0	41	41	100.0	0	22	20	90.9
	444802025	3171059	QIBING SS	1	26	68	64	94.1	10	86	81	94.2	18	80	70	87.5
	440602059	3172022	REAMOHETSE SS	1	192	326	133	40.8	60	91	58	63.7	28	117	58	49.6
	441207157	3173018	REUTLWAHETSE SS	2	35	69	54	78.3	4	75	57	76.0	21	57	41	71.9
	440303217	3171061	ROSENHOF HIGH SCHOOL		4	10	10	100.0	2	11	10	90.9	1	6	5	83.3
	443907305	3173019	RT MOKGOPA SS	3	93	127	122	96.1	26	169	134	79.3	28	165	112	67.9
	440303192	3171062	SAND DU PLESSIS SS	5	2	100	95	95.0	0	103	102	99.0	0	99	92	92.9
	443907254	3173020	SEDITI SS	1	25	69	62	89.9	3	69	61	88.4	23	56	46	82.1
	440602075	3172025	SEEMAHALE SS	2	149	329	201	61.1	100	245	210	85.7	133	314	228	72.6
	442607323	3173021	SEHLABENG SS	3	57	114	76	66.7	24	75	61	81.3	44	115	93	80.9
	440304021	3171063	SEHUNELO SS	3	94	249	209	83.9	115	209	178	85.2	71	187	162	86.6
	440602076	3172028	SENAKANGWEDI SS	1	115	306	181	59.2	48	88	82	93.2	79	167	143	85.6
	440304213	3171065	SENTRAAL SS	5	1	206	204	99.0	0	177	176	99.4	0	175	174	99.4
	440602083	3172029	SETJHABA-SE-MAKETSE CS	2	26	114	108	94.7	12	94	91	96.8	13	101	96	95.0
	440304221	3171066	ST ANDREW`S CS	5	0	60	60	100.0	0	61	61	100.0	0	58	58	100.0
	440303187	3171067	ST BERNARDS SS	4	4	78	61	78.2	32	80	65	81.3	16	98	70	71.4
	440304222	3171068	ST MICHAEL`S CS	5	0	57	57	100.0	0	55	55	100.0	0	55	55	100.0
	443907271	3173023	STRYDOM SS	2	26	114	92	80.7	25	134	88	65.7	13	107	80	74.8
	444802125	3171070	THAPELONG SS	1	23	26	26	100.0	20	34	25	73.5	4	27	23	85.2
	443907273	3173025	TLOTLANANG CS	4	11	55	42	76.4	9	71	54	76.1	0	51	38	74.5
	440304121	3171073	TSOSELETSO SS	4	12	274	226	82.5	20	204	189	92.6	7	242	206	85.1
	441207156	3173027	TWEESPRUIT CS	1	23	58	29	50.0	35	46	35	76.1	22	35	19	54.3
	441207290	3173028	UNICOM ASS	4	12	137	123	89.8	28	98	91	92.9	5	110	100	90.9
	440304043	3171076	VULAMASANGO SS	3	0	86	62	72.1	44	137	90	65.7	26	146	82	56.2
Thabo Mofutsanyana	445101260	3193001	BEACON SS	4	10	96	96	100.0	15	98	98	100.0	1	96	96	100.0
	440101281	3191046	BETHLEHEM COMBINED SCHOOL	4	10	53	33	62.3	5	31	25	80.6	22	21	13	61.9
	440101138	3191002	BETHLEHEM CSS	1	11	78	70	89.7	86	78	70	89.7	125	76	41	53.9
	445109063	3193002	BLUEGUMBOSCH SS	3	0	105	89	84.8	29	97	78	80.4	4	76	74	97.4
	441407160	3191003	BOITUMELO SS	3	28	61	56	91.8	11	119	95	79.8	51	149	117	78.5
	441501085	3191005	BREDA FARM SCHOOL	1	0	23	23	100.0	6	15	15	100.0	2	23	23	100.0
	440907307	3191007	CLOCOLAN SS	1	18	110	105	95.5	12	75	74	98.7	1	76	76	100.0
	445109057	3193004	CLUBVIEW SS	3	12	40	39	97.5	13	45	42	93.3	4	60	53	88.3
	445109005	3193005	DIKWENA SS	1	48	55	37	67.3	14	24	18	75.0	24	33	27	81.8

FREE STATE																	
District Name	EMIS No	Centre No	Centre Name	Quintile	2015				2016				2017			
					No Progressed	Wrote	Achieved	% Achieved	No Progressed	Wrote	Achieved	% Achieved	No Progressed	Wrote	Achieved	% Achieved
Thabo Mofutsanyana	445101232	3193006	DINARE SS	1	6	76	60	78.9	5	54	53	98.1	3	53	52	98.1
	441701192	3193007	ED-U-COLLEGE QQ SI/S		0	35	35	100.0	2	33	33	100.0	0	46	43	93.5
	440101290	3191008	EE MONESE CS	2	10	86	77	89.5	53	81	74	91.4	43	96	79	82.3
	444510175	3194001	ESIZIBENI SS	1	46	107	55	51.4	4	55	53	96.4	18	56	50	89.3
	444510053	3194002	EVUNGWINI SS	2	31	150	135	90.0	40	128	96	75.0	52	96	91	94.8
	441407291	3191009	FICKSBURG CSS	4	4	133	129	97.0	3	95	93	97.9	1	108	102	94.4
	441705197	3192004	HARRISMITH HOeRSKOOL SS	5	4	73	70	95.9	0	89	88	98.9	0	67	61	91.0
	441705033	3192005	HARRISMITH SS	1	19	128	80	62.5	27	67	57	85.1	14	66	57	86.4
	445105189	3192007	HLAJOANE SS	1	4	31	28	90.3	4	24	24	100.0	0	23	21	91.3
	442710128	3194003	IKAHENG ZAKHENI SS	1	62	66	52	78.8	74	61	52	85.2	15	46	37	80.4
	444510212	3194006	INTUTHUKO-KATLEHO SS	2	25	92	76	82.6	23	66	59	89.4	31	57	54	94.7
	441705051	3192009	IPHONDLE SS	1	51	104	99	95.2	15	148	126	85.1	32	83	79	95.2
	441501162	3191014	IPOKELLENG SS	1	28	108	99	91.7	37	107	105	98.1	31	121	119	98.3
	443701081	3191015	ITHABISENG SS	1	21	145	129	89.0	27	104	88	84.6	32	121	107	88.4
	441705208	3192052	KGETHATSEBO-KHETHULWASI SS	1	0	123	121	98.4	2	126	110	87.3	30	89	72	80.9
	445109011	3193008	KGOLATHUTO SS	3	19	257	232	90.3	89	185	181	97.8	47	174	169	97.1
	443410186	3194007	KGOTSO-UXOLO SS	2	37	126	112	88.9	57	80	71	88.8	18	84	70	83.3
	441407338	3191017	KING'S SCHOOL FICKSBURG						0	5	4	80.0	0	4	4	100.0
	445101237	3193009	KOALI SS	1	8	58	48	82.8	32	31	30	96.8	9	57	50	87.7
	442710359	3194008	KWETLISONG SS	2	13	56	55	98.2	15	44	39	88.6	11	60	58	96.7
	443410102	3194009	LEIFO IZIKO SS	2	18	64	58	90.6	49	59	53	89.8	12	59	56	94.9
	445101230	3193010	LEKGULO SS	1	28	123	123	100.0	13	107	107	100.0	18	104	104	100.0
	441705201	3192011	LERATO UTHANDO CSS	3	49	137	119	86.9	70	168	152	90.5	80	140	133	95.0
	442710172	3194010	LERATSWANA SS	1	25	35	28	80.0	13	32	25	78.1	25	30	22	73.3
	443701215	3191018	LIBERTAS CFS	1	12	42	22	52.4	13	28	27	96.4	11	27	22	81.5
	442710259	3194011	LINDLEY CS	3	3	63	56	88.9	26	71	62	87.3	4	44	36	81.8
	445105155	3192012	MAANANKOE SS	1	2	74	49	66.2	36	37	28	75.7	15	24	20	83.3
	445109002	3193013	MAKABELANE CSS	2	42	159	85	53.5	26	107	77	72.0	12	80	71	88.8
	445101236	3193014	MAKGABANE SS	1	2	41	19	46.3	5	10	10	100.0	10	20	20	100.0
	445109001	3193015	MAMPOI SS	1	7	160	151	94.4	110	186	161	86.6	60	119	109	91.6
	445105148	3192013	MANTHATISI SS	1	3	82	65	79.3	1	62	57	91.9	28	70	66	94.3
	441407062	3191019	MARALLANENG SS	3	13	119	110	92.4	22	123	116	94.3	33	115	88	76.5
	442807294	3191020	MARQUARD CS	4	3	33	27	81.8	1	37	36	97.3	0	36	30	83.3
	445105154	3192014	MASOPHA SS	1	1	18	18	100.0	4	24	23	95.8	4	12	10	83.3
	445105149	3192015	METSI-MATSHO SS	1	15	41	41	100.0	24	26	26	100.0	10	32	32	100.0
	441407328	3191022	MJ MOHLAHLI SS	2	14	40	36	90.0	51	103	77	74.8	54	62	51	82.3
	445105203	3192016	MMATHABO SS	1	64	164	139	84.8	46	120	94	78.3	9	118	103	87.3

FREE STATE																	
District Name	EMIS No	Centre No	Centre Name	Quintile	2015				2016				2017			
					No Progressed	Wrote	Achieved	% Achieved	No Progressed	Wrote	Achieved	% Achieved	No Progressed	Wrote	Achieved	% Achieved
Thabo Mofutsanyana	445105150	3192017	MOHALADITWE SS	1	23	72	72	100.0	13	52	52	100.0	27	74	74	100.0
	445101234	3193016	MOHATO SS	1	25	113	102	90.3	32	134	114	85.1	0	100	86	86.0
	445105185	3192018	MOLAPO SS	1	93	132	126	95.5	19	91	91	100.0	7	105	103	98.1
	445105151	3192019	MOOKODI SS	1	4	93	86	92.5	21	85	80	94.1	3	91	89	97.8
	445109067	3193017	MORENA MOKOPELA SECONDARY SCHOOL	1	13	127	116	91.3	26	107	85	79.4	24	86	78	90.7
	440101294	3191023	MORITING WA THUTO SS	2	6	68	64	94.1	23	52	50	96.2	8	68	61	89.7
	445109010	3193018	MOTEKA SS	2	59	114	65	57.0	20	54	33	61.1	27	35	32	91.4
	441705204	3192020	NEW HORIZON COLLEGE SI/S		0	112	111	99.1	0	100	100	100.0	0	86	86	100.0
	440101190	3191024	NKARABENG SS	1	38	67	59	88.1	29	57	54	94.7	26	46	42	91.3
	445109025	3193019	NKHOBISO SS	1	1	66	59	89.4	15	87	70	80.5	10	40	33	82.5
	445101286	3193020	NTHABISENG SS	1	57	65	61	93.8	12	53	51	96.2	25	56	45	80.4
	440101171	3191025	NTSU SS	4	29	195	183	93.8	46	198	195	98.5	38	229	218	95.2
	443701267	3191026	PAUL ERASMUS SS	4	0	53	53	100.0	0	55	55	100.0	0	64	63	98.4
	445105152	3192022	PHOFUNG SS	1	12	92	72	78.3	23	131	101	77.1	36	55	37	67.3
	442710101	3194014	PHUKALLA SS	2	7	129	113	87.6	78	125	70	56.0	74	64	57	89.1
	445105157	3192023	RANTSANE SS	1	3	61	61	100.0	31	35	35	100.0	27	45	45	100.0
	445109003	3193021	REAHOLA SS	3	0	59	59	100.0	10	57	57	100.0	9	66	64	97.0
	443410330	3194015	REITZ CS	5	0	42	42	100.0	0	31	31	100.0	0	30	30	100.0
	443701186	3191029	REKGOTSOFETSE SS	1	0	54	53	98.1	41	85	76	89.4	0	36	34	94.4
	440101270	3191030	RETIEF CS	4	7	103	99	96.1	0	87	87	100.0	2	82	79	96.3
	441705106	3192024	SASAMALA SS	3	0	95	91	95.8	14	75	69	92.0	29	48	41	85.4
	445101231	3193026	SEKGUTLONG SS	1	32	136	130	95.6	61	144	140	97.2	1	112	112	100.0
	445109006	3193027	SELELEKELA SS	3	47	77	50	64.9	28	47	42	89.4	0	26	26	100.0
	441705097	3192026	SEOTLONG ASS	3	5	88	84	95.5	14	94	84	89.4	10	75	67	89.3
	445105202	3192028	SHAKHANE SS	1	12	38	26	68.4	18	28	20	71.4	4	41	32	78.0
	441705034	3192029	SIBONAKALISO CFS	1	3	15	13	86.7	2	16	12	75.0	1	20	20	100.0
	441407204	3191031	TAUNG SS	1	3	35	26	74.3	18	24	22	91.7	16	25	22	88.0
	440101108	3191032	THABO-THOKOZA SS	3	6	135	118	87.4	88	107	102	95.3	56	58	54	93.1
	445109008	3193028	THAHAMESO SS	1	20	31	28	90.3	28	31	26	83.9	0	41	37	90.2
	445109004	3193029	THALABODIBA SS	1	66	141	128	90.8	28	122	118	96.7	6	131	126	96.2
	445109009	3193030	THOKOANA MAKAOTA SS	2	27	103	62	60.2	42	47	46	97.9	4	25	25	100.0
	440101192	3191035	TIISETSANG SS	3	37	240	220	91.7	84	265	261	98.5	62	261	217	83.1
	445109029	3193031	TLHORONG SS	1	12	101	85	84.2	40	107	83	77.6	10	65	58	89.2
	442807155	3191036	TLOKOLA SS	1	30	172	135	78.5	106	134	115	85.8	100	143	83	58.0
	441407159	3191037	TLOTLISONG SS	3	17	108	100	92.6	45	105	94	89.5	29	221	185	83.7
	445109027	3193032	TSEBO SS	1	29	107	100	93.5	55	88	88	100.0	8	88	88	100.0
	445101228	3193034	TSEKI SS	1	51	0	0		7	11	11	100.0	3	29	28	96.6

FREE STATE																	
District Name	EMIS No	Centre No	Centre Name	Quintile	2015				2016				2017			
					No Progressed	Wrote	Achieved	% Achieved	No Progressed	Wrote	Achieved	% Achieved	No Progressed	Wrote	Achieved	% Achieved
Thabo Mofutsanyana	440907087	3191038	TSHEPANG SS	1	6	77	70	90.9	18	60	51	85.0	15	80	66	82.5
	445109007	3193035	TSHIBOLLO SS	1	10	65	51	78.5	36	68	55	80.9	64	41	39	95.1
	445105156	3192031	TSHOLO SS	1	38	45	41	91.1	32	60	56	93.3	0	44	40	90.9
	440101268	3191040	VOORTREKKER SS	5	0	146	146	100.0	2	173	173	100.0	1	141	140	99.3
	444510260	3194018	VREDE CS	4	0	29	29	100.0	0	24	24	100.0	0	21	21	100.0
	440101269	3191041	WITTEBERG SS	5	0	124	123	99.2	0	119	119	100.0	0	138	138	100.0
Xhariep	443104215	3161001	AJC JOOSTE CS	1	1	14	13	92.9	3	3	3	100.0	2	10	9	90.0
	441103107	3161002	ALBERTINA SISULU SS	2	30	66	40	60.6	17	36	22	61.1	20	44	36	81.8
	443303110	3161003	BEANG TSE MOLEMO SS	3	17	34	26	76.5	7	24	23	95.8	9	26	21	80.8
	442204126	3161004	BOARAMELO CS	1	0	35	30	85.7	3	32	29	90.6	14	26	21	80.8
	442304245	3161060	DIAMANTHOOGTE COMBINED SCHOOL	2	34	56	48	85.7	4	57	52	91.2	0	51	42	82.4
	441103197	3161006	EDENBURG CS	1	7	7	7	100.0	0	18	18	100.0	0	21	18	85.7
	443303199	3161010	HENDRIK POTGIETER AS	4	4	25	25	100.0	1	31	31	100.0	0	27	25	92.6
	442104188	3161011	IKANYEGENG CS	2	11	43	26	60.5	0	34	28	82.4	1	34	32	94.1
	443104274	3161012	IPETLENG SS	1	38	54	38	70.4	5	57	54	94.7	6	88	37	42.0
	442104209	3161015	JACOBSDAL LANDBOUSKOOL	5	1	68	68	100.0	0	48	48	100.0	0	56	56	100.0
	442304217	3161017	KOFFIEFONTEIN CS	4	7	23	23	100.0	4	33	27	81.8	0	29	28	96.6
	445203100	3161019	LERE LA THUTO SS	1	171	193	102	52.8	4	76	73	96.1	52	90	71	78.9
	441304247	3161022	LUCKHOFF CS	2	8	18	14	77.8	18	24	20	83.3	4	26	19	73.1
	441304220	3161029	OLIEN SS	1	27	68	50	73.5	20	73	62	84.9	4	39	27	69.2
	442104263	3161030	PANORAMA CS	2	1	32	29	90.6	5	18	17	94.4	4	15	13	86.7
	440203200	3161031	PELLISSIER CS	3	2	11	11	100.0	0	20	20	100.0	0	11	11	100.0
	443203190	3161032	PHILIPPOLIS SS	2	0	36	26	72.2	9	40	33	82.5	0	28	19	67.9
	444103117	3161054	PT SANDERS COMBINED SCHOOL	2	1	20	19	95.0	0	10	10	100.0	5	8	3	37.5
	442304132	3161033	REIKAELETSE SS	2	27	35	22	62.9	9	38	35	92.1	16	28	25	89.3
	443803600	3161034	RELEBOHILE SIBULELE CS	2	14	43	40	93.0	39	70	69	98.6	13	46	45	97.8
	440203193	3161038	SPRINGFONTEIN SS	2	6	29	28	96.6	18	27	27	100.0	16	35	34	97.1
	443503106	3161039	THABO-VUYO SS	2	17	98	81	82.7	70	70	65	92.9	15	56	50	89.3
	444103244	3161040	TROMPSBURG SS	3	11	41	39	95.1	7	40	37	92.5	8	26	26	100.0
	440203105	3161044	WONGALETHU SS	3	59	47	47	100.0	30	44	44	100.0	13	36	36	100.0
	445203201	3161046	ZASTRON CS	4	0	32	32	100.0	0	24	24	100.0	0	30	29	96.7

Gauteng

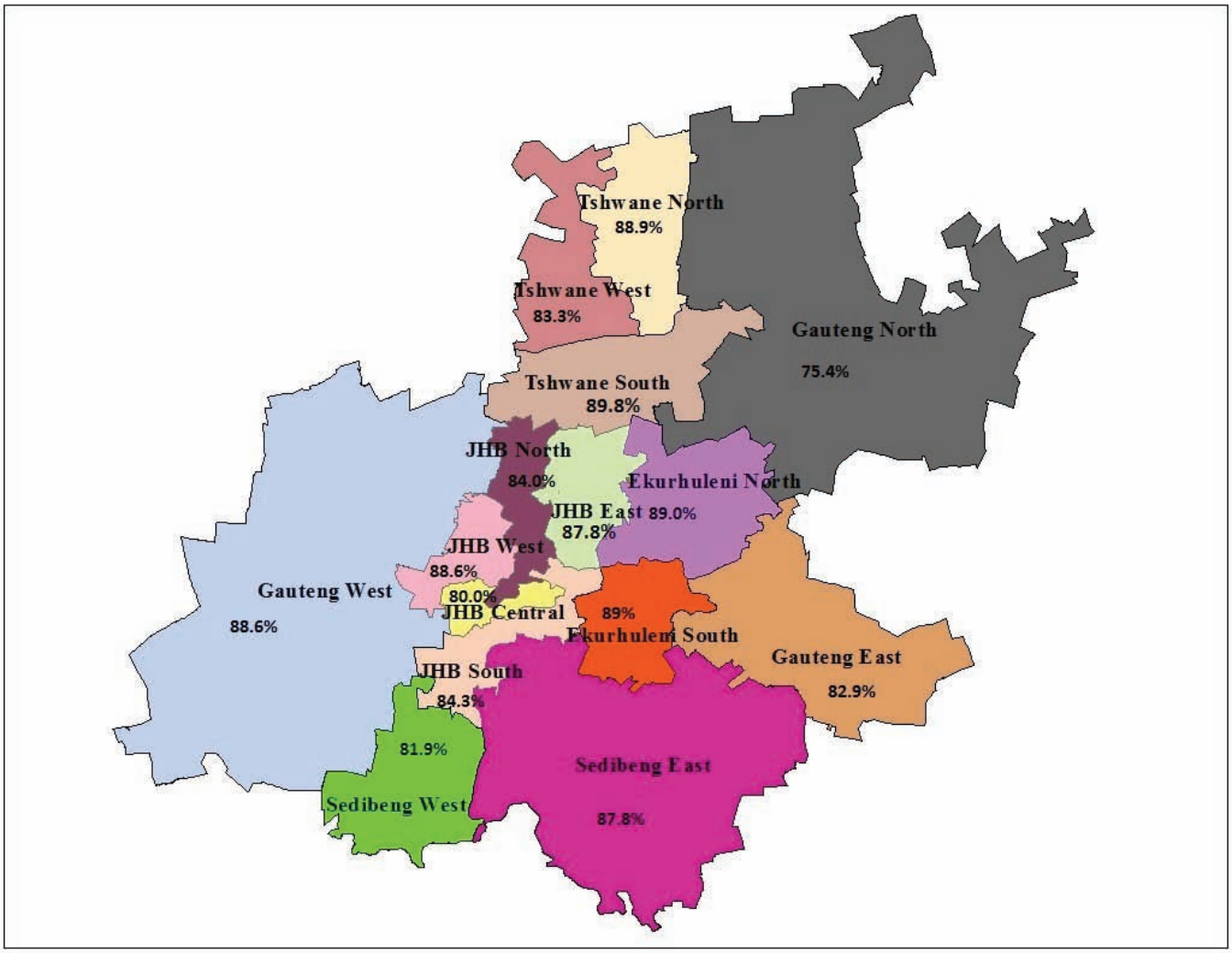
Tshwane North
88.9%
Tshwane West
83.3%
Gauteng North
75.4%
Tshwane South
89.8%
JHB North
84.0%
Ekurhuleni North
JHB East 89.0%
87.8%
JHB West
88.6%
Gauteng West
88.6%
80.0%
JHB Central
89%
Ekurhuleni South
Gauteng East
82.9%
JHB South
84.3%
81.9%
Sedibeng East
Sedibeng West
87.8%

GAUTENG																	
District Name	EMIS No	Centre No	Centre Name	Quintile	2015				2016				2017			
					No Progressed	Wrote	Achieved	% Achieved	No Progressed	Wrote	Achieved	% Achieved	No Progressed	Wrote	Achieved	% Achieved
EKURHULENI NORTH	700400186	8400186	ARMOUR FOUNDATION LEARNING INSTITUTE		0	58	57	98.3	0	56	54	96.4	5	59	59	100.0
	700310136	8310136	ASHBURY SCHOOL		0	21	21	100.0	0	19	19	100.0	0	22	22	100.0
	700160184	8160184	BEDFORDVIEW HIGH SCHOOL	5	1	100	81	81.0	0	68	48	70.6	1	75	50	66.7
	700310144	8310144	BELVERDERE SKOOL		0	37	16	43.2	0	25	22	88.0	0	34	33	97.1
	700312158	8312158	BENONI CHRISTIAN SCHOOL		0	8	5	62.5	0	5	5	100.0	0	1	1	100.0
	700310904	8310904	BENONI EDUCATIONAL COLLEGE		0	82	69	84.1	0	83	74	89.2	3	71	60	84.5
	700310151	8310151	BENONI HIGH SCHOOL	5	0	273	273	100.0	1	278	275	98.9	0	291	287	98.6
	700312091	8312091	BENONI MUSLIM SCHOOL		0	34	34	100.0	0	31	31	100.0	0	41	41	100.0
	700400054	8400054	BERTHARRY ENGLISH PRIVATE SCHOOL		0	54	47	87.0	3	47	38	80.9	4	28	28	100.0
	700260620	8260620	BOITUMELONG SECONDARY SCHOOL	4	52	172	122	70.9	36	165	141	85.5	16	121	105	86.8
	700260646	8260646	BOKAMOSO SECONDARY SCHOOL	4	0	269	230	85.5	7	180	157	87.2	22	143	131	91.6
	700400669	8400669	CHARLOTTE MAXEKE SECONDARY	3					7	131	112	85.5	29	112	99	88.4
	0	8400643	CHIEF LUTHULI SEC SCHOOL	5									0	70	52	74.3
	700400251	8400251	CRYSTAL PARK HIGH SCHOOL	4	9	82	70	85.4	13	68	58	85.3	6	61	55	90.2
	700160291	8160291	DAWNVIEW HIGH SCHOOL	5	1	150	126	84.0	0	122	108	88.5	21	77	69	89.6
	0	8800002	DESIGNATED CENTRE DALPARK INDEPENDEN										7	71	50	70.4
	700310995	8310995	DINOTO TECHNICAL SECONDARY	3	0	137	104	75.9	7	149	111	74.5	36	138	103	74.6
	700160572	8160572	DOWERGLEN HIGH SCHOOL	5	3	88	87	98.9	0	61	59	96.7	0	72	68	94.4
	700312124	8312124	EAST RAND SCHOOL OF ARTS		0	67	60	89.6	0	59	43	72.9	11	46	33	71.7
	700160390	8160390	EDENGLEN HIGH SCHOOL	5	0	256	245	95.7	2	329	313	95.1	0	267	261	97.8
	700160416	8160416	EDENVALE HIGH SCHOOL	5	0	202	201	99.5	0	241	239	99.2	0	233	228	97.9
	700260711	8260711	ELITE SECONDARY COLLEGE		4	32	31	96.9	1	32	28	87.5	2	26	26	100.0
	700310870	8310870	EPHES MAMKELI SEC SCHOOL	3	6	184	155	84.2	33	182	155	85.2	33	173	159	91.9

GAUTENG																	
District Name	EMIS No	Centre No	Centre Name	Quintile	2015				2016				2017			
					No Progressed	Wrote	Achieved	% Achieved	No Progressed	Wrote	Achieved	% Achieved	No Progressed	Wrote	Achieved	% Achieved
EKURHULENI NORTH	700260794	8260794	ESSELEN PARK SPORT SCHOOL OF EXCELLENCE		0	18	18	100.0	1	25	24	96.0	0	15	14	93.3
	700311050	8311050	ETWATWA SECONDARY SCHOOL	3	0	150	115	76.7	0	114	98	86.0	44	105	67	63.8
	700310284	8310284	GEKOMBINEERDE SKOOL NOORDERLIG	5	0	73	58	79.5	3	76	69	90.8	3	113	94	83.2
	700400124	8400124	GLOBAL SEC COLLEGE		2	49	44	89.8	1	50	49	98.0	8	40	37	92.5
	700400716	8400716	HENPRO SOLUTIONS COLLEGE INDEPENDENT	1									2	6	4	66.7
	700260109	8260109	HOERSKOOL BIRCHLEIGH	5	0	278	249	89.6	5	311	282	90.7	4	265	246	92.8
	700310318	8310318	HOERSKOOL BRANDWAG	5	0	157	154	98.1	0	145	144	99.3	0	148	144	97.3
	700160598	8160598	HOERSKOOL GOUDRIF	5	9	113	110	97.3	0	104	104	100.0	2	118	115	97.5
	700310326	8310326	HOERSKOOL HANS MOORE	5	0	117	115	98.3	2	102	101	99.0	1	112	104	92.9
	700260117	8260117	HOERSKOOL JEUGLAND	5	0	204	194	95.1	1	192	188	97.9	0	166	164	98.8
	700260125	8260125	HOERSKOOL KEMPTON PARK	5	0	273	270	98.9	0	237	235	99.2	1	265	258	97.4
	700160622	8160622	HOERSKOOL VRYBURGER	5	0	146	133	91.1	1	146	126	86.3	4	185	176	95.1
	700311100	8311100	HULWAZI SECONDARY SCHOOL	3	32	258	199	77.1	19	273	209	76.6	55	134	116	86.6
	700260836	8260836	IKUSASA COMPREHENSIVE SCHOOL	3	35	210	173	82.4	23	203	164	80.8	46	158	115	72.8
	700260877	8260877	INQAYIZIVELE SECONDARY SCHOOL	4	0	214	187	87.4	10	301	219	72.8	77	224	187	83.5
	700260976	8260976	JIYANA SECONDARY SCHOOL	4	5	157	132	84.1	3	189	178	94.2	29	159	154	96.9
	700310383	8310383	KATHSTAN COLLEGE		0	22	22	100.0	0	16	16	100.0	0	14	14	100.0
	700260158	8260158	KEMPTON PANORAMA		0	7	3	42.9	0	7	7	100.0	0	9	9	100.0
	700400247	8400247	KINGSWAY SECONDARY SCHOOL	1	12	145	91	62.8	58	174	123	70.7	104	124	81	65.3
	700400510	8400510	LEADERS CHRISTIAN ACADEMY		0	3	3	100.0	0	4	4	100.0	0	3	3	100.0
	700311258	8311258	LESIBA SECONDARY SCHOOL	5	18	194	180	92.8	27	185	183	98.9	43	181	174	96.1
	700310060	8310060	LIVERPOOL SECONDARY SCHOOL	5	12	184	166	90.2	0	217	204	94.0	4	182	166	91.2
	700311290	8311290	MABUYA SECONDARY SCHOOL	3	0	176	153	86.9	60	226	179	79.2	52	128	104	81.3
	700261727	8261727	MARANATHA CHRISTIAN		0	53	53	100.0	0	62	62	100.0	0	63	63	100.0
	700261057	8261057	MASIQHAKAZE SECONDARY SCHOOL	4	28	204	117	57.4	22	232	179	77.2	54	122	104	85.2

GAUTENG																	
District Name	EMIS No	Centre No	Centre Name	Quintile	2015				2016				2017			
					No Progressed	Wrote	Achieved	% Achieved	No Progressed	Wrote	Achieved	% Achieved	No Progressed	Wrote	Achieved	% Achieved
EKURHULENI NORTH	700261065	8261065	MASISEBENZE COMPREHENSIVE SCHOOL	4	0	221	211	95.5	0	212	205	96.7	47	190	183	96.3
	700400001	8400001	NEW MILLENNIUM COLLEGE		0	53	39	73.6	1	26	23	88.5	1	23	22	95.7
	700260471	8260471	NORKEM PARK HIGH SCHOOL	5	5	212	188	88.7	4	257	199	77.4	20	151	148	98.0
	700261677	8261677	OOS-RAND AKADEMIE		0	5	5	100.0	0	7	7	100.0	0	10	9	90.0
	700400059	8400059	OXFORD COMBINED COLLEGE		0	54	47	87.0	0	52	49	94.2	0	46	38	82.6
	700312075	8312075	PETIT HIGH SCHOOL	4	14	198	170	85.9	13	137	130	94.9	43	144	130	90.3
	700400138	8400138	PHOMOLONG SECONDARY SCHOOL	3	0	345	329	95.4	0	261	229	87.7	10	222	169	76.1
	700162339	8160556	PRIMROSE HIGH SCHOOL	5	0	147	132	89.8	0	169	165	97.6	0	183	173	94.5
	700260133	8260133	RHODESFIELD TECHNICAL HIGH SCHOOL	5	0	166	137	82.5	13	164	136	82.9	37	210	177	84.3
	700260562	8260562	SIR PIERRE VAN RYNEVELD HIGH SCHOOL	5	9	203	196	96.6	8	217	198	91.2	3	177	168	94.9
	700261222	8261222	SIZWE SECONDARY SCHOOL	3	8	90	72	80.0	0	96	83	86.5	16	85	70	82.4
	700260810	8260810	SPARTAN HIGH SCHOOL		0	70	67	95.7	0	66	64	97.0	6	71	66	93.0
	700400281	8400281	ST ATHANASIUS ORTHODOX CHRISTIAN SCH		0	44	42	95.5	0	48	47	97.9	2	45	41	91.1
	700400451	8400451	ST CHRISTOPHER'S ACADEMY		0	33	19	57.6	0	36	26	72.2	0	29	18	62.1
	700311696	8311696	ST FRANCIS COLLEGE		0	60	60	100.0	0	53	52	98.1	0	54	54	100.0
	700400768	8400768	SUNRISE COMB SCHOOL INDEPENDENT CENT	1									0	40	30	75.0
	700261172	8261172	SUPERO PRIVATE COMBINED SCHOOL		0	17	16	94.1	0	36	34	94.4	0	27	27	100.0
	700888030	8888030	TAAL-NET INSTITUTE						0	5	2	40.0	1	20	12	60.0
	700261305	8261305	TEMBISA SECONDARY SCHOOL	4	26	333	279	83.8	48	251	212	84.5	45	239	183	76.6
	700400117	8400117	TEMBISA WEST SECONDARY SCHOOL	4	59	93	82	88.2	30	147	127	86.4	46	113	103	91.2
	700261313	8261313	TERSIA KING LEARNING ACADEMY		0	82	72	87.8	0	77	71	92.2	0	67	62	92.5
	700400301	8400301	THE TRAINING ACADEMY		0	14	14	100.0	0	11	11	100.0	0	7	6	85.7

GAUTENG																	
District Name	EMIS No	Centre No	Centre Name	Quintile	2015				2016				2017			
					No Progressed	Wrote	Achieved	% Achieved	No Progressed	Wrote	Achieved	% Achieved	No Progressed	Wrote	Achieved	% Achieved
EKURHULENI NORTH	700261362	8261362	THUTO-KE-MAATLA COMPREHENSIVE SCHOOL	4	29	241	177	73.4	60	269	166	61.7	93	113	100	88.5
	700400400	8400400	TSWELOPELE SECONDARY SCHOOL	1	10	133	106	79.7	10	171	126	73.7	13	135	114	84.4
	700311613	8311613	UNITY SECONDARY SCHOOL	5	0	268	255	95.1	8	231	198	85.7	31	246	235	95.5
	700888029	8888029	WESTWOOD INDEPENDENT SCHOOL						0	16	10	62.5	0	5	3	60.0
	700310094	8310094	WILLIAM HILLS SECONDARY SCHOOL	5	27	104	80	76.9	8	68	60	88.2	15	51	44	86.3
	700310847	8310847	WILLOWMOORE HIGH SCHOOL	5	0	161	160	99.4	2	161	160	99.4	5	162	159	98.1
	700260596	8260596	WINDSOR HOUSE ACADEMY		0	14	14	100.0	0	6	6	100.0	0	16	16	100.0
	700400514	8400514	WINNIE MANDELA SECONDARY SCHOOL	1	9	153	101	66.0	53	206	143	69.4	50	206	141	68.4
	700310854	8310854	WORDSWORTH HIGH SCHOOL	5	3	130	130	100.0	0	174	171	98.3	0	173	167	96.5
	700261479	8261479	ZITIKENI SECONDARY SCHOOL	3	68	264	196	74.2	44	192	151	78.6	48	181	157	86.7
EKURHULENI SOUTH	700160119	8160119	AFRIKAANSE HOERSKOOL GERMISTON	5	0	105	102	97.1	0	113	108	95.6	0	95	92	96.8
	700340406	8340406	ALAFANG SECONDARY SCHOOL	3	28	210	161	76.7	42	228	174	76.3	12	150	117	78.0
	700340083	8340083	ALBERTON HIGH SCHOOL	5	0	201	201	100.0	0	233	232	99.6	5	191	190	99.5
	700888034	8888034	ALBERTON MATRIC PROJECT	3									0	1	1	100.0
	700400012	8400012	BALMORAL COLLEGE		0	42	42	100.0	0	44	44	100.0	0	51	51	100.0
	700160234	8160234	BOKSBURG HIGH SCHOOL	5	0	235	234	99.6	1	288	286	99.3	1	273	270	98.9
	700340125	8340125	BRACKEN HIGH SCHOOL	5	0	218	218	100.0	0	221	221	100.0	0	202	202	100.0
	700340463	8340463	BUHLEBUZILE SECONDARY	3	4	208	133	63.9	85	53	45	84.9	79	126	76	60.3
	700162032	8162032	CLADELTON INTERNATIONAL COL(S A INTER)		0	23	15	65.2	24	24	22	91.7	0	47	31	66.0
	0	8800008	DESIGNATED CENTRE GALLWAY PRIM SCH										0	24	10	41.7
	700160317	8160317	DINWIDDIE HIGH SCHOOL	5	2	227	211	93.0	10	139	122	87.8	12	172	148	86.0
	700340026	8340026	EDENPARK SECONDARY SCHOOL	4	0	180	136	75.6	42	196	163	83.2	71	155	118	76.1

GAUTENG																	
District Name	EMIS No	Centre No	Centre Name	Quintile	2015				2016				2017			
					No Progressed	Wrote	Achieved	% Achieved	No Progressed	Wrote	Achieved	% Achieved	No Progressed	Wrote	Achieved	% Achieved
EKURHULENI SOUTH	700400542	8400542	EDENRIDGE SECONDARY SCHOOL	2	7	134	102	76.1	46	159	132	83.0	18	172	151	87.8
	700340562	8340562	EKETSANG SECONDARY SCHOOL	4	0	180	143	79.4	58	197	158	80.2	14	195	104	53.3
	700161752	8161752	ERASMUS MONARENG SECONDARY SCHOOL	4	1	147	127	86.4	23	129	102	79.1	32	171	104	60.8
	700162115	8162115	FALCONS EDUC SCHOOL		0	55	52	94.5	0	41	41	100.0	0	47	47	100.0
	700161786	8161786	FRANCISCAN MATRIC PROJECT		0	402	358	89.1	36	346	312	90.2	24	366	315	86.1
	700340604	8340604	FUMANA SECONDARY SCHOOL	3	2	359	230	64.1	21	276	238	86.2	62	222	185	83.3
	700160457	8160457	GERMISTON HIGH SCHOOL	5	2	184	179	97.3	2	165	158	95.8	4	187	179	95.7
	700400109	8400109	GLENBRACK JUN SEC SCHOOL	5	0	102	91	89.2	3	126	105	83.3	2	95	87	91.6
	700161794	8161794	GRACELAND EDUCATION CENTRE	2	7	134	117	87.3	11	70	67	95.7	14	114	104	91.2
	700400137	8400137	GREENFIELDS SECONDARY SCHOOL	2	20	275	145	52.7	18	172	143	83.1	30	208	126	60.6
	700340182	8340182	HOERSKOOL ALBERTON	5	1	119	118	99.2	0	109	107	98.2	1	141	137	97.2
	700340190	8340190	HOERSKOOL DINAMIKA	5	5	141	134	95.0	2	142	138	97.2	0	113	110	97.3
	700160564	8160564	HOERSKOOL DR E G JANSEN	5	0	248	245	98.8	0	211	207	98.1	0	172	169	98.3
	700160580	8160580	HOERSKOOL ELSBURG	5	1	85	75	88.2	5	70	65	92.9	5	132	117	88.6
	700160549	8160549	HOERSKOOL ELSPARK	5	0	117	105	89.7	0	112	91	81.3	4	69	59	85.5
	700342022	8340166	HOERSKOOL MARAIS VILJOEN	5	0	256	253	98.8	0	204	204	100.0	1	247	244	98.8
	700160606	8160606	HOERSKOOL OOSTERLIG	5	0	141	140	99.3	0	152	152	100.0	0	185	184	99.5
	700160614	8160614	HOERSKOOL VOORTREKKER	5	0	179	179	100.0	0	163	163	100.0	13	158	158	100.0
	700161802	8161802	ILLINGE SECONDARY SCHOOL	3	0	191	132	69.1	67	70	68	97.1	25	104	72	69.2
	700400268	8400268	IMPACT INDEPENDENT HIGH SCHOOL		0	26	26	100.0	1	27	27	100.0	1	26	25	96.2
	700161828	8161828	INSTITUTE STATUS ACRES COMBINED SCH		1	39	38	97.4	0	48	45	93.8	5	39	39	100.0
	700340711	8340711	KATLEHONG SECONDARY SCHOOL	3	31	247	158	64.0	22	216	141	65.3	76	150	94	62.7
	700341594	8341594	KATLEHONG TECHNICAL SENIOR SEC	5	0	177	151	85.3	2	179	152	84.9	8	122	81	66.4
	700340802	8340802	KWADUKATHOLE COMPREHENSIVE SCHOOL	4	0	182	168	92.3	20	284	221	77.8	12	308	129	41.9

GAUTENG																	
District Name	EMIS No	Centre No	Centre Name	Quintile	2015				2016				2017			
					No Progressed	Wrote	Achieved	% Achieved	No Progressed	Wrote	Achieved	% Achieved	No Progressed	Wrote	Achieved	% Achieved
EKURHULENI SOUTH	700340810	8340810	LANDULWAZI COMPREHENSIVE SCHOOL	3	0	115	65	56.5	3	169	158	93.5	26	162	133	82.1
	700400227	8400227	LEONDALE SECONDARY SCHOOL	4	0	232	230	99.1	2	218	212	97.2	15	232	216	93.1
	700340844	8340844	LETHUKUTHULA SECONDARY SCHOOL	3	0	254	236	92.9	14	190	189	99.5	8	165	151	91.5
	700161893	8161893	LETHULWAZI COMPREHENSIVE SCHOOL	4	23	135	119	88.1	37	155	138	89.0	51	143	117	81.8
	700161901	8161901	MASITHWALISANE SECONDARY SCHOOL	4	0	230	174	75.7	29	215	167	77.7	77	278	158	56.8
	700340984	8340984	MPILISWENI SECONDARY SCHOOL	3	2	190	146	76.8	49	183	157	85.8	23	209	162	77.5
	700340992	8340992	MPONTSHENG SECONDARY SCHOOL	3	10	133	103	77.4	19	167	152	91.0	38	160	119	74.4
	700400248	8400401	O R TAMBO SECONDARY SCHOOL	3	0	190	132	69.5	4	151	108	71.5	51	124	69	55.6
	700160051	8160051	OOSRAND SECONDARY SCHOOL	4	0	140	116	82.9	25	135	115	85.2	62	200	164	82.0
	700340067	8340067	PALMRIDGE SECONDARY SCHOOL	2	5	144	126	87.5	15	175	130	74.3	11	134	120	89.6
	700340331	8340331	PARKLANDS HIGH SCHOOL	5	2	71	59	83.1	10	114	74	64.9	3	60	48	80.0
	700162156	8162156	PHINEAS XULU SECONDARY SCHOOL	4	16	117	74	63.2	26	106	84	79.2	18	211	149	70.6
	700341099	8341099	PHUMLANI SECONDARY SCHOOL	3	4	341	308	90.3	49	266	249	93.6	38	236	217	91.9
	700400213	8400213	PHUMULA GARDENS SENIOR SEC SCHOOL	5	2	233	172	73.8	9	237	221	93.2	28	265	190	71.7
	700341123	8341123	PONEGO SECONDARY SCHOOL	4	0	378	275	72.8	37	177	143	80.8	28	186	143	76.9
	700160069	8160069	REIGER PARK SECONDARY SCHOOL	2	3	154	143	92.9	31	159	125	78.6	19	115	78	67.8
	700162016	8162016	RONDEBULT SECONDARY SCHOOL	2	0	132	117	88.6	13	123	81	65.9	12	120	106	88.3
	700161398	8161398	SCHOOL OF ACHIEVEMENT/ PRESTASIESKOOL		0	41	41	100.0	0	63	61	96.8	0	49	48	98.0
	700341255	8341255	SIJABULILE SECONDARY SCHOOL	4	14	217	136	62.7	9	163	135	82.8	26	135	120	88.9
	700340323	8340323	SPARROW COMBINED - ALBERTON		0	13	13	100.0	0	11	11	100.0	0	8	8	100.0
	700161521	8161521	SUNWARD PARK HIGH SCHOOL	5	5	244	235	96.3	2	222	203	91.4	5	249	239	96.0

GAUTENG																	
District Name	EMIS No	Centre No	Centre Name	Quintile	2015				2016				2017			
					No Progressed	Wrote	Achieved	% Achieved	No Progressed	Wrote	Achieved	% Achieved	No Progressed	Wrote	Achieved	% Achieved
EKURHULENI SOUTH	700341339	8341339	THABO-NTSAKO SEC SCHOOL	3	2	147	117	79.6	12	98	93	94.9	12	111	97	87.4
	700341347	8341347	THOKO THABA SECONDARY	3	0	115	91	79.1	12	120	102	85.0	46	162	140	86.4
	700341040	8341040	THUTO PELE SEC SCHOOL	4	2	216	158	73.1	65	199	119	59.8	39	212	132	62.3
	700162073	8162073	THUTO-LESEDI SECONDARY SCHOOL	4	0	347	292	84.1	83	304	239	78.6	46	354	221	62.4
	700341370	8341370	TIISETSONG SECONDARY SCHOOL	3	0	238	192	80.7	79	155	131	84.5	31	180	155	86.1
	700400535	8400535	VILLA LIZA SECONDARY SCHOOL	5	1	156	122	78.2	65	180	161	89.4	14	212	184	86.8
	700162099	8162099	VOSLOORUS COMPREHENSIVE SECONDARY SCHOOL	5	0	123	96	78.0	33	86	66	76.7	58	110	80	72.7
	700400139	8400139	WINDMILLPARK SEC SCHOOL	2	4	123	96	78.0	19	147	127	86.4	53	183	153	83.6
	700341511	8341511	WINILE SECONDARY SCHOOL	2	0	137	98	71.5	45	180	119	66.1	41	145	94	64.8
	700400122	8400122	ZONKIZIZWE SECONDARY SCHOOL	2	0	126	118	93.7	0	195	169	86.7	24	140	121	86.4
GAUTENG EAST	700350025	8350025	ALRAPARK SECONDARY SCHOOL	5	29	150	109	72.7	9	83	72	86.7	12	85	67	78.8
	700400398	8400398	AMOS MAPHANGA SECONDARY SCHOOL	2	8	101	76	75.2	14	125	104	83.2	21	120	105	87.5
	700350561	8350561	ASSER MALOKA SECONDARY	1	5	167	154	92.2	8	126	98	77.8	37	126	109	86.5
	700310862	8310862	B B MYATAZA (ex ABEDNIGO MANANA)	3	2	127	94	74.0	5	118	89	75.4	37	82	74	90.2
	700400321	8400321	BRAKPAN EDUCATION CENTRE		0	27	23	85.2	0	33	27	81.8	1	28	21	75.0
	700310201	8310201	BRAKPAN HIGH SCHOOL	5	16	214	185	86.4	12	143	121	84.6	9	134	120	89.6
	700310938	8310938	BUHLEBEMFUNDO SECONDARY SCHOOL	3	9	230	197	85.7	49	235	184	78.3	55	176	151	85.8
	700311837	8311837	CAIPHUS NYOKA SECONDARY SCHOOL	2	0	53	49	92.5	0	137	98	71.5	6	137	90	65.7
	700400217	8400217	DALPARK SECONDARY SCHOOL	2	18	158	154	97.5	4	125	122	97.6	8	117	112	95.7
	700310979	8310979	DAVEY SECONDARY SCHOOL	3	19	116	76	65.5	2	68	52	76.5	21	94	55	58.5
	700400062	8400062	DIE HEUWEL CHRISTIAN SCHOOL		0	7	7	100.0	0	2	2	100.0	0	1	1	100.0
	700311001	8311001	DR HARRY GWALA SECONDARY SCHOOL	2	10	163	124	76.1	81	173	114	65.9	49	90	75	83.3

GAUTENG																	
District Name	EMIS No	Centre No	Centre Name	Quintile	2015				2016				2017			
					No Progressed	Wrote	Achieved	% Achieved	No Progressed	Wrote	Achieved	% Achieved	No Progressed	Wrote	Achieved	% Achieved
GAUTENG EAST	700350058	8350058	DR W K DU PLESSIS-SKOOL		1	33	32	97.0	0	36	36	100.0	1	27	26	96.3
	700400870	8400870	ENDERUN COLLEGE						0	10	8	80.0	0	9	9	100.0
	700350686	8350686	ESIBONELWESIHLE SECONDARY	3	77	259	163	62.9	24	172	99	57.6	13	96	78	81.3
	700350074	8350074	EUREKA HIGH SCHOOL	4	0	142	90	63.4	22	164	103	62.8	17	149	96	64.4
	700310029	8310029	GELUKSDAL SECONDARY SCHOOL	4	0	148	131	88.5	5	218	180	82.6	37	199	168	84.4
	700311092	8311092	HB NYATHI SECONDARY SCHOOL	3	1	169	136	80.5	30	237	159	67.1	19	138	104	75.4
	700310300	8310300	HOERSKOOL DIE ANKER	5	8	267	265	99.3	2	250	249	99.6	0	203	199	98.0
	700350116	8350116	HOERSKOOL HUGENOTE	4	0	185	182	98.4	0	199	194	97.5	0	168	165	98.2
	700350124	8350124	HOERSKOOL JOHAN JURGENS	5	0	146	144	98.6	1	143	141	98.6	7	141	140	99.3
	700350132	8350132	HOERSKOOL JOHN VORSTER	5	0	121	117	96.7	0	101	96	95.0	2	87	83	95.4
	700310359	8310359	HOERSKOOL STOFFBERG	5	0	104	104	100.0	0	97	97	100.0	0	130	130	100.0
	700359001	8359001	JAMESON GIRLS HIGH SCHOOL		0	33	28	84.8	2	22	13	59.1	0	29	26	89.7
	700311142	8311142	JE MALEPE SECONDARY SCHOOL	4	0	245	208	84.9	1	248	230	92.7	19	220	203	92.3
	700350793	8350793	KENNETH MASEKELA SECONDARY	3	7	235	182	77.4	14	248	210	84.7	3	251	162	64.5
	700350843	8350843	LABAN MOTLHABI COMPREHENSIVE SCHOOL	4	10	98	69	70.4	0	123	97	78.9	31	115	99	86.1
	700400223	8400223	LANGAVILLE SECONDARY SCHOOL	2	1	129	122	94.6	2	173	145	83.8	29	156	133	85.3
	700350850	8350850	LEFA-IFA SECONDARY SCHOOL	4	0	111	97	87.4	21	101	84	83.2	16	104	81	77.9
	700400216	8400216	LEKAMOSO SECONDARY SCHOOL	1	18	156	137	87.8	0	143	108	75.5	27	202	162	80.2
	700350918	8350918	M O M SEBONI SECONDARY SCHOOL	4	6	298	204	68.5	17	290	193	66.6	62	117	104	88.9
	700311324	8311324	MAMELLONG COMPREHENSIVE	4	0	203	148	72.9	11	113	83	73.5	74	135	124	91.9
	700310581	8310581	MURIEL BRANDSKOOL		0	24	22	91.7	0	22	22	100.0	0	30	30	100.0
	700350371	8350371	NIGEL HIGH SCHOOL	5	1	170	167	98.2	5	160	156	97.5	5	189	181	95.8
	700350033	8350033	NIGEL SECONDARY SCHOOL	4	0	55	50	90.9	5	65	57	87.7	7	44	43	97.7
	700350934	8350934	NIMROD NDEBELE SECONDARY SCHOOL	4	0	144	98	68.1	25	190	139	73.2	19	185	142	76.8
	700350959	8350959	NKUMBULO SECONDARY SCHOOL	4	25	167	123	73.7	16	178	138	77.5	26	143	103	72.0

GAUTENG																	
District Name	EMIS No	Centre No	Centre Name	Quintile	2015				2016				2017			
					No Progressed	Wrote	Achieved	% Achieved	No Progressed	Wrote	Achieved	% Achieved	No Progressed	Wrote	Achieved	% Achieved
GAUTENG EAST	700350397	8350397	OLYMPIA PARK SCHOOL		6	32	12	37.5	0	23	23	100.0	0	25	23	92.0
	700400249	8400249	PHAKAMANI SECONDARY SCHOOL	3	19	146	105	71.9	3	127	98	77.2	21	149	122	81.9
	700311431	8311431	PHANDIMFUNDO SECONDARY SCHOOL	2	0	221	196	88.7	49	142	116	81.7	91	230	188	81.7
	700351007	8351007	PHULONG SECONDARY SCHOOL	4	0	183	167	91.3	3	157	134	85.4	25	100	83	83.0
	700350447	8350447	PROTEASKOOL / SCHOOL		1	38	38	100.0	1	30	30	100.0	3	31	29	93.5
	700400152	8400152	QUANTUM SECONDARY SCHOOL	1	1	86	71	82.6	59	96	62	64.6	24	105	91	86.7
	700311456	8311456	RESHOGOFADITSWE SECONDARY SCHOOL	2	76	222	163	73.4	34	133	116	87.2	43	117	98	83.8
	700311464	8311464	RIVONI SECONDARY SCHOOL	3	18	194	128	66.0	21	245	140	57.1	31	134	113	84.3
	700350470	8350470	SPRINGS BOYS HIGH SCHOOL	5	0	116	110	94.8	0	123	121	98.4	3	135	129	95.6
	700350488	8350488	SPRINGS GIRLS HIGH SCHOOL	5	0	130	129	99.2	0	129	129	100.0	0	134	134	100.0
	700350504	8350504	SPRINGS MUSLIM SCHOOL		0	24	24	100.0	0	19	19	100.0	0	18	18	100.0
	700350041	8350041	SPRINGS SECONDARY SCHOOL	5	0	142	140	98.6	0	176	142	80.7	3	86	85	98.8
	700350108	8350108	SPRINGS TECHNICAL SCHOOL	4	0	84	78	92.9	3	55	53	96.4	10	92	84	91.3
	700400153	8400153	TANDI ELEANOR SIBEKO SCHOOL	4	0	162	85	52.5	43	139	84	60.4	10	97	68	70.1
	700311548	8311548	THOLULWAZI SECONDARY SCHOOL	3	0	196	159	81.1	4	203	135	66.5	17	189	121	64.0
	700351171	8351171	TLAKULA SECONDARY SCHOOL	3	8	196	142	72.4	45	141	83	58.9	31	170	97	57.1
	700400697	8400697	TSAKANE EXT 8 SECONDARY SCHOOL	3					0	65	33	50.8	4	103	51	49.5
	700311589	8311589	TSAKANE SECONDARY SCHOOL	3	0	232	201	86.6	4	188	141	75.0	9	173	141	81.5
	700311852	8311852	VEZUKHONO SECONDARY SCHOOL	1	0	141	105	74.5	22	171	149	87.1	18	223	165	74.0
	700351296	8351296	ZIKHETHELE SECONDARY SCHOOL	3	8	139	100	71.9	24	106	66	62.3	35	107	76	71.0
	700351304	8351304	ZIMISELE SECONDARY SCHOOL	3	38	119	98	82.4	22	119	116	97.5	36	130	119	91.5

GAUTENG																	
District Name	EMIS No	Centre No	Centre Name	Quintile	2015				2016				2017				
					No Progressed	Wrote	Achieved	% Achieved	No Progressed	Wrote	Achieved	% Achieved	No Progressed	Wrote	Achieved	% Achieved	
GAUTENG NORTH	700400183	8400183	ABBOTTS COLLEGE SILVER LAKES		0	101	100	99.0	0	101	100	99.0	0	76	75	98.7	
	700240549	8219004	BAVIAANSPOORT EMTHONJENI YOUTH CEN						0	12	12	100.0	0	5	5	100.0	
	700211334	8211334	CHIPA-TABANE SECONDARY SCHOOL	2	1	217	167	77.0	22	208	159	76.4	40	172	133	77.3	
	700210062	8210062	CULTURA HIGH SCHOOL	4	9	132	112	84.8	3	125	85	68.0	4	119	74	62.2	
	700211359	8211359	DAN KUTUMELA SEC SCHOOL	2	12	220	168	76.4	57	196	154	78.6	52	155	115	74.2	
	700211599	8211599	DOXA DEO EDENDALE INDEP SCHOOL		0	80	78	97.5	0	61	59	96.7	0	86	77	89.5	
	700920186	8920186	EKANGALA SECONDARY SCHOOL	4	27	285	266	93.3	62	364	306	84.1	57	237	188	79.3	
	700210096	8210096	GEKOMBINEERDE SKOOL CULLINAN	5	0	83	81	97.6	0	83	79	95.2	0	74	65	87.8	
	700210179	8210179	HOERSKOOL ERASMUS	5	0	119	118	99.2	1	119	118	99.2	1	111	106	95.5	
	700221291	8221291	LESEDI SECONDARY SCHOOL	2	1	60	55	91.7	26	70	60	85.7	19	72	61	84.7	
	700920538	8920538	LINGITJHUDU SECONDARY SCHOOL	2	0	174	144	82.8	11	161	109	67.7	2	137	96	70.1	
	700921692	8921692	MAHLENGA SECONDARY SCHOOL	1	1	44	35	79.5	1	51	43	84.3	3	45	38	84.4	
	700400155	8400155	MPUMELELO SECONDARY SCHOOL	2	15	137	110	80.3	41	188	143	76.1	28	89	58	65.2	
	700921428	8921428	SITJHEJIWE SECONDARY SCHOOL	2	0	65	60	92.3	39	102	68	66.7	35	72	43	59.7	
	700212001	8212001	STAR OF HOPE SCHOOL		0	68	62	91.2	5	70	66	94.3	2	48	47	97.9	
	700400414	8400414	STEVE BIKOVILLE SEC SCHOOL	1	2	128	79	61.7	61	89	49	55.1	35	115	67	58.3	
	700922475	8922475	STRAUSS SECONDARU SCHOOL	2	0	130	112	86.2	1	210	145	69.0	25	188	123	65.4	
	700211789	8211789	WOZANIBONE INTERM SCHOOL	1	0	60	32	53.3	8	46	33	71.7	19	49	31	63.3	
	700400516	8400516	ZITHOBENI SECONDARY SCHOOL	1	0	26	21	80.8	12	47	33	70.2	18	63	40	63.5	
GAUTENG WEST	700270595	8270595	AB PHOKOMPE SECONDARY SCHOOL	5	7	156	127	81.4	18	144	116	80.6	2	184	136	73.9	
	700250027	8250027	AHMED TIMOL SECONDARY	5	2	174	173	99.4	0	173	169	97.7	6	183	180	98.4	
	700252346	8252346	AZAADVILLE MUSLIM SCHOOL		0	40	40	100.0	0	34	34	100.0	0	28	28	100.0	
	700270603	8270603	BADIRILE SECONDARY SCHOOL	4	0	186	156	83.9	11	239	183	76.6	24	216	117	54.2	

GAUTENG																	
District Name	EMIS No	Centre No	Centre Name	Quintile	2015				2016				2017			
					No Progressed	Wrote	Achieved	% Achieved	No Progressed	Wrote	Achieved	% Achieved	No Progressed	Wrote	Achieved	% Achieved
GAUTENG WEST	700270041	8270041	CARLETON JONES HIGH SCHOOL	5	8	127	127	100.0	0	170	170	100.0	6	135	133	98.5
	0	8800011	DESIGNATED CENTRE JAN VILJOEN										0	13	1	7.7
	700930376	8930376	FOCHVILLE HIGH SCHOOL	4	3	140	137	97.9	0	157	145	92.4	0	121	118	97.5
	700270306	8270306	GLENHARVIE COMBINED SCHOOL	5	0	43	43	100.0	10	70	62	88.6	1	54	49	90.7
	700250183	8250183	HOER TEGNIESE SKOOL N DIEDERICHS	5	8	77	77	100.0	11	104	100	96.2	1	71	70	98.6
	700250191	8250191	HOERSKOOL BASTION	5	0	126	126	100.0	0	106	104	98.1	0	104	104	100.0
	700250209	8250209	HOERSKOOL BEKKER	4	0	115	112	97.4	1	93	90	96.8	0	126	123	97.6
	700270090	8270090	HOERSKOOL CARLETONVILLE	5	0	150	149	99.3	3	160	157	98.1	0	114	107	93.9
	700250241	8250241	HOERSKOOL JAN DE KLERK	5	4	144	137	95.1	1	122	114	93.4	3	141	130	92.2
	700270116	8270116	HOERSKOOL JAN VILJOEN	4	0	128	128	100.0	0	131	131	100.0	0	138	127	92.0
	700250258	8250258	HOERSKOOL MONUMENT	5	0	273	273	100.0	0	281	281	100.0	0	293	292	99.7
	700250266	8250266	HOERSKOOL NOORDHEUWEL	5	0	281	281	100.0	1	270	270	100.0	0	285	285	100.0
	700270124	8270124	HOERSKOOL RIEBEECKRAND	5	1	172	171	99.4	0	169	168	99.4	0	148	147	99.3
	700270132	8270132	HOERSKOOL WESTONARIA	5	2	134	131	97.8	6	104	100	96.2	1	160	150	93.8
	700270140	8270140	HOERSKOOL WONDERFONTEIN	5	9	99	87	87.9	5	54	53	98.1	14	55	52	94.5
	700934269	8934269	IMFUNDO SECONDARY SCHOOL	3	45	88	68	77.3	40	54	53	98.1	10	114	98	86.0
	700400047	8400047	ITHUTENG SEC SCHOOL	1	23	128	88	68.8	28	70	67	95.7	8	76	64	84.2
	700251504	8251504	KAGISO SECONDARY SCHOOL	4	0	59	58	98.3	46	87	78	89.7	19	124	79	63.7
	700270819	8270819	KGOTHALANG SECONDARY SCHOOL	2	7	125	110	88.0	34	145	104	71.7	9	181	134	74.0
	700250563	8250563	KRUGERSDORP HIGH SCHOOL	5	1	262	258	98.5	0	276	275	99.6	0	265	261	98.5
	700270850	8270850	LETSATSING SECONDARY SCHOOL	4	16	160	142	88.8	4	165	163	98.8	16	150	133	88.7
	700252867	8252867	LODIRILE SEC SCHOOL	2	0	221	201	91.0	46	224	213	95.1	10	124	122	98.4
	700400202	8400202	LUKHANYO HIGH SCHOOL	2	10	71	52	73.2	41	98	80	81.6	3	60	50	83.3
	700252452	8251181	MADIBA SECONDARY SCHOOL	4	0	214	187	87.4	51	269	237	88.1	10	128	114	89.1

GAUTENG																	
District Name	EMIS No	Centre No	Centre Name	Quintile	2015				2016				2017			
					No Progressed	Wrote	Achieved	% Achieved	No Progressed	Wrote	Achieved	% Achieved	No Progressed	Wrote	Achieved	% Achieved
GAUTENG WEST	0	8400733	MAGALIESBURG SEC SCHOOL	5									1	15	14	93.3
	700251611	8251611	MAGALIESBURG STATE SCHOOL	3	23	136	108	79.4	37	94	89	94.7	2	107	95	88.8
	700252262	8252262	MANDISA SHICEKA SECONDARY SCHOOL	5	0	252	248	98.4	19	269	264	98.1	46	214	208	97.2
	700251678	8251678	MATLA COMBINED SCHOOL	2	1	36	34	94.4	38	115	94	81.7	6	45	40	88.9
	700251736	8251736	MOSUPATSELA SECONDARY SCHOOL	4	9	315	304	96.5	43	254	245	96.5	20	285	253	88.8
	700270991	8270991	PHAHAMA SECONDARY SCHOOL	3	9	162	146	90.1	70	195	169	86.7	11	143	139	97.2
	700270488	8270488	RANDFONTEIN HIGH SCHOOL	5	12	185	185	100.0	0	200	200	100.0	0	194	194	100.0
	700270025	8270025	RANDFONTEIN SECONDARY SCHOOL	4	18	85	69	81.2	20	159	142	89.3	2	158	88	55.7
	700400365	8400365	RANDVIEW COLLEGE		0	15	15	100.0	0	10	10	100.0	3	17	17	100.0
	700271528	8271528	RELEBOGILE SEC SCHOOL	3	62	176	118	67.0	15	117	91	77.8	7	131	101	77.1
	700400524	8400524	RIETVALLEI EXT 5 SECONDARY SCHOOL	2	0	39	39	100.0	2	58	58	100.0	2	71	65	91.5
	700251835	8251835	SCHAUMBURG COMBINED SCHOOL	1	0	41	39	95.1	12	31	30	96.8	3	43	35	81.4
	700251892	8251892	SG MAFAESA SECONDARY SCHOOL	4	1	137	134	97.8	23	160	152	95.0	2	130	125	96.2
	700400120	8400120	SIMUNYE SEC SCHOOL	1	6	99	97	98.0	31	119	110	92.4	22	151	110	72.8
	700271502	8271502	T M LETLHAKE SEC SCHOOL	1	0	147	121	82.3	26	163	143	87.7	6	185	153	82.7
	700400222	8400222	THATHULWAZI WR HIGH SCHOOL	2	0	156	136	87.2	14	177	142	80.2	17	98	90	91.8
	700932124	8932124	THUTO KITSO COMP	3	30	237	169	71.3	42	155	131	84.5	11	122	96	78.7
	700251991	8251991	THUTO LEFA SECONDARY SCHOOL	3	20	234	169	72.2	63	80	72	90.0	28	168	144	85.7
	700270934	8270934	THUTO LEHAKWE SEC SCHOOL	3	17	282	222	78.7	83	133	120	90.2	25	77	70	90.9
	700400203	8400203	THUTO PELE SECONDARY SCHOOL	2	0	77	77	100.0	5	118	116	98.3	0	106	104	98.1
	700251124	8251124	TOWNVIEW HIGH SCHOOL	5	2	133	124	93.2	18	149	138	92.6	8	132	120	90.9
	700271148	8271148	TSWASONGU SECONDARY SCHOOL	3	2	186	136	73.1	135	303	195	64.4	8	81	73	90.1
	700400508	8400508	UNI HIGH WEST RAND		0	21	18	85.7	0	20	16	80.0	0	21	16	76.2
	700932332	8932332	WEDELA TECHNICAL HIGH SCHOOL	3	7	125	116	92.8	56	136	121	89.0	3	92	76	82.6

GAUTENG																	
District Name	EMIS No	Centre No	Centre Name	Quintile	2015				2016				2017			
					No Progressed	Wrote	Achieved	% Achieved	No Progressed	Wrote	Achieved	% Achieved	No Progressed	Wrote	Achieved	% Achieved
JOHANNESBURG CENTRAL	700400408	8400408	ABBOTTS COLLEGE JOHANNESBURG SOUTH		0	70	69	98.6	0	44	42	95.5	0	67	62	92.5
	700133652	8133652	ADELAIDE TAMBO (J C MERKIN WHITE CITY		0	26	15	57.7	0	17	15	88.2	0	14	13	92.9
	700121210	8121210	ALTMONT TECHNICAL HIGH SCHOOL	1	1	237	188	79.3	1	140	122	87.1	20	134	114	85.1
	700110536	8110536	AURORA COMPREHENSIVE SCHOOL	3	34	266	197	74.1	2	184	148	80.4	16	200	109	54.5
	700400820	8400820	BASA PROTEA GLEN (INDEP CENTRE)										1	69	64	92.8
	700121236	8121236	BHUKULANI SECONDARY SCHOOL	3	0	239	191	79.9	24	148	146	98.6	10	131	121	92.4
	700132043	8132043	DALIWONGA SECONDARY SCHOOL	4	0	111	109	98.2	0	129	123	95.3	1	134	125	93.3
	700132746	8132746	DR BEYERS NAUDE SECONDARY SCHOOL	4	0	60	44	73.3	7	96	55	57.3	3	107	72	67.3
	700110601	8110601	DR BW VILAKAZI SECONDARY SCHOOL	3	52	260	153	58.8	53	91	81	89.0	61	132	95	72.0
	700120030	8120030	ELDOMAINE HIGH SCHOOL	4	92	105	89	84.8	0	106	84	79.2	1	111	90	81.1
	700120097	8120097	ELDORADO PARK SECONDARY SCHOOL	4	24	213	177	83.1	47	223	180	80.7	24	119	106	89.1
	700110643	8110643	EMDENI SECONDARY SCHOOL	4	0	167	97	58.1	3	114	78	68.4	28	56	54	96.4
	700120501	8120501	FOREST HIGH SCHOOL	5	0	170	129	75.9	0	178	147	82.6	6	151	115	76.2
	700400531	8400531	FREEDOM PARK SECONDARY SCHOOL	1					0	69	64	92.8	45	175	140	80.0
	700120550	8120550	HOERSKOOL DIE FAKKEL	5	10	186	153	82.3	1	152	127	83.6	2	183	145	79.2
	700120576	8120576	HOERSKOOL PRESIDENT	5	23	213	207	97.2	0	164	162	98.8	0	238	231	97.1
	700121392	8121392	IBHONGO SECONDARY SCHOOL	2	11	142	113	79.6	22	141	120	85.1	3	107	93	86.9
	700400174	8400174	ITHEMBA INSTITUTE OF TECHNOLOGY		0	40	35	87.5	12	47	32	68.1	0	30	22	73.3
	700121442	8121442	JABULANI TECHNICAL SECONDARY SCHOOL	4	0	112	69	61.6	35	72	53	73.6	48	33	26	78.8
	700400107	8400107	KENNILWORTH SECONDARY SCHOOL	5	0	72	72	100.0	1	80	80	100.0	1	91	91	100.0
	700120188	8120188	KLIPSPRUIT-WES SECONDARY SCHOOL	4	14	107	56	52.3	14	101	70	69.3	7	131	65	49.6
	700120204	8120204	KLIPTOWN SECONDARY SCHOOL	4	66	224	164	73.2	13	193	157	81.3	21	165	121	73.3
	700110510	8110510	KWADEDANGENDLALE SECONDARY SCHOOL	3	0	200	172	86.0	4	142	133	93.7	8	188	148	78.7

GAUTENG																	
District Name	EMIS No	Centre No	Centre Name	Quintile	2015				2016				2017			
					No Progressed	Wrote	Achieved	% Achieved	No Progressed	Wrote	Achieved	% Achieved	No Progressed	Wrote	Achieved	% Achieved
JOHANNESBURG CENTRAL	700120212	8120212	LANCEA VALE SECONDARY SCHOOL	4	40	296	228	77.0	13	173	152	87.9	11	163	141	86.5
	700110874	8110874	LAVELA SECONDARY SCHOOL	3	25	163	109	66.9	1	88	78	88.6	43	169	114	67.5
	700110155	8110155	LENASIA SECONDARY SCHOOL	5	16	200	187	93.5	0	156	147	94.2	0	185	170	91.9
	700110890	8110890	LENZ PUBLIC SCHOOL	4	1	160	126	78.8	24	145	116	80.0	7	164	142	86.6
	700121491	8121491	LETARE SECONDARY SCHOOL	4	0	95	87	91.6	5	87	86	98.9	11	93	79	84.9
	700121525	8121525	MAFORI MPHAHLELE COMPREHENSIVE SCHOOL	4	0	133	122	91.7	28	161	150	93.2	31	220	178	80.9
	700110999	8110999	MAPETLA HIGH SCHOOL	4	6	127	111	87.4	19	134	114	85.1	56	138	117	84.8
	700110247	8110247	MH JOOSUB TECHNICAL SECONDARY SCHOOL	5	29	230	158	68.7	29	189	127	67.2	31	164	120	73.2
	700120253	8120253	MISSOURILAAN SECONDARY SCHOOL	4	1	241	56	23.2	17	132	82	62.1	57	108	63	58.3
	700132498	8132498	MNCUBE SECONDARY SCHOOL	4	0	68	54	79.4	5	59	53	89.8	0	53	40	75.5
	700121574	8121574	MOLETSANE SECONDARY SCHOOL	4	19	142	109	76.8	35	108	97	89.8	61	118	99	83.9
	700120840	8120840	MONDEOR HIGH SCHOOL	5	0	318	300	94.3	9	313	305	97.4	9	308	292	94.8
	700132571	8132571	MORRIS ISAACSON SECONDARY SCHOOL	3	108	281	175	62.3	75	119	100	84.0	67	215	138	64.2
	700111112	8111112	NALEDI SECONDARY SCHOOL	4	2	99	82	82.8	2	99	89	89.9	35	91	56	61.5
	700111120	8111120	NGHUNGHUNYANI COMPREHENSIVE	3	0	90	73	81.1	24	63	47	74.6	14	73	56	76.7
	700110262	8110262	NIRVANA SECONDARY SCHOOL	5	0	158	136	86.1	6	141	124	87.9	2	142	127	89.4
	700111666	8111666	NUR-UL-ISLAM SCHOOL		0	16	16	100.0	0	23	21	91.3	0	11	11	100.0
	700121665	8121665	PACE SECONDARY PRIVATE SCHOOL		0	126	120	95.2	9	108	99	91.7	12	104	95	91.3
	700121681	8121681	PHAFOGANG SECONDARY SCHOOL	4	48	102	71	69.6	0	89	62	69.7	9	88	51	58.0
	700400244	8400244	PROTEA GLEN SECONDARY SCHOOL	5	1	253	206	81.4	64	227	190	83.7	4	179	136	76.0
	700111195	8111195	PRUDENS SECONDARY SCHOOL	3	0	45	20	44.4	26	21	21	100.0	17	27	25	92.6
	700111203	8111203	REASOMA SEC SCHOOL	5	25	249	149	59.8	15	204	119	58.3	22	186	129	69.4
	700111237	8111237	SEANA MARENA SECONDARY SCHOOL	4	13	175	140	80.0	10	168	120	71.4	36	147	111	75.5

GAUTENG																	
District Name	EMIS No	Centre No	Centre Name	Quintile	2015				2016				2017			
					No Progressed	Wrote	Achieved	% Achieved	No Progressed	Wrote	Achieved	% Achieved	No Progressed	Wrote	Achieved	% Achieved
JOHANNESBURG CENTRAL	700111252	8111252	SEKANONTOANE SECONDARY SCHOOL	4	16	129	109	84.5	14	78	77	98.7	47	116	98	84.5
	700111260	8111260	SENAOANE SECONDARY SCHOOL	4	1	253	167	66.0	21	158	111	70.3	19	176	113	64.2
	700111682	8111682	SHREE BHARAT SHARDA MANDIR IND SCHOO		42	44	44	100.0	3	30	30	100.0	0	36	32	88.9
	700120303	8120303	SILVER OAKS SECONDARY SCHOOL	4	10	259	158	61.0	15	169	92	54.4	1	139	72	51.8
	700121061	8121061	SIR JOHN ADAMSON HIGH SCHOOL	5	0	231	221	95.7	13	232	224	96.6	26	247	230	93.1
	700133033	8133033	ST MATTHEWS PRIVATE SECONDARY SCHOOL		0	122	122	100.0	0	135	134	99.3	0	121	120	99.2
	700111328	8111328	TETELO SECONDARY SCHOOL	5	0	144	125	86.8	7	128	113	88.3	9	141	122	86.5
	700111344	8111344	THABO SECONDARY SCHOOL	4	0	154	130	84.4	26	78	57	73.1	1	105	79	75.2
	700111377	8111377	THOMAS MOFOLO SECONDARY SCHOOL	4	0	169	155	91.7	9	145	137	94.5	6	159	136	85.5
	700133181	8133181	TLHATLHOGANG SECONDARY SCHOOL	3					1	30	24	80.0	0	27	26	96.3
	700110320	8110320	TOPAZ SECONDARY SCHOOL	5	39	171	87	50.9	15	136	92	67.6	9	128	93	72.7
	700110338	8110338	TRINITY SECONDARY SCHOOL	5	12	157	141	89.8	31	137	124	90.5	25	144	133	92.4
	700111450	8111450	VUWANI SECONDARY SCHOOL	3	12	167	155	92.8	2	206	184	89.3	50	206	170	82.5
	700120386	8120386	WILLOW CRESCENT SECONDARY SCHOOL	4	22	170	119	70.0	51	164	124	75.6	7	83	58	69.9
JOHANNESBURG EAST	700152009	8152009	ALEXANDRA SECONDARY SCHOOL	2	3	138	123	89.1	36	162	149	92.0	0	174	150	86.2
	700150011	8150011	ALLANRIDGE SECONDARY SCHOOL	2	5	230	160	69.6	2	134	121	90.3	11	213	170	79.8
	700130104	8130104	ATHLONE BOYS HIGH SCHOOL	5	16	105	93	88.6	0	102	101	99.0	2	59	49	83.1
	700130112	8130112	ATHLONE GIRLS HIGH SCHOOL	5	1	131	125	95.4	0	142	137	96.5	0	109	108	99.1
	700130153	8130153	BARNATO PARK HIGH SCHOOL	5	0	150	115	76.7	0	122	109	89.3	7	124	114	91.9
	700400598	8400598	BELLEVUE PRIMARY AND HIGH SCHOOL						0	22	18	81.8	0	13	13	100.0
	700130187	8130187	BETH JACOBS GIRLS HIGH SCHOOL		0	10	10	100.0	0	7	7	100.0	0	11	11	100.0
	700133538	8133538	BEYHAN COLLEGE		0	23	22	95.7	0	15	15	100.0	1	19	19	100.0
	700133694	8133694	BLUE HILLS COLLEGE		0	93	93	100.0	0	86	83	96.5	0	91	90	98.9

GAUTENG																	
District Name	EMIS No	Centre No	Centre Name	Quintile	2015				2016				2017			
					No Progressed	Wrote	Achieved	% Achieved	No Progressed	Wrote	Achieved	% Achieved	No Progressed	Wrote	Achieved	% Achieved
JOHANNESBURG EAST	700150201	8150201	BRYANSTON HIGH SCHOOL	5	0	170	170	100.0	0	167	164	98.2	0	146	143	97.9
	700400168	8400168	CEDARWOOD SCHOOL		0	7	7	100.0	0	11	11	100.0	0	20	19	95.0
	700131995	8131995	CENTURION COLLEGE		0	36	27	75.0	0	34	20	58.8	0	30	22	73.3
	700130203	8130203	CONVENT OF THE HOLY FAMILY		0	54	54	100.0	0	71	67	94.4	0	46	44	95.7
	0	8400530	DAVID MAKHUBO SEC SCHOOL	1									0	42	33	78.6
	700400540	8400540	DENVER SECONDARY SCHOOL	5	0	63	40	63.5	25	68	51	75.0	2	51	49	96.1
	0	8800003	DESIGNATED CENTRE ROSENEATH PRIM										0	2	2	100.0
	700152090	8152090	EAST BANK HIGH SCHOOL	5	27	136	104	76.5	74	167	126	75.4	45	147	109	74.1
	700400328	8400328	EASTRIDGE CHRISTIAN SCHOOL		3	15	8	53.3	0	20	20	100.0	0	15	15	100.0
	700133843	8133843	EDEN COLLEGE		0	62	61	98.4	57	56	55	98.2	0	48	45	93.8
	700260760	8260760	EQINISWENI SECONDARY SCHOOL	2	2	350	313	89.4	82	345	316	91.6	39	267	222	83.1
	700400706	8400706	GLEN AUSTIN HIGH SCHOOL (IND CENTRE)	1									0	23	23	100.0
	700130401	8130401	GRANTLEY COLLEGE		0	28	28	100.0	0	23	20	87.0	0	30	28	93.3
	700400370	8400370	HAMBANI COLLEGE - DISTRICT 9		0	18	13	72.2	0	10	10	100.0	0	6	6	100.0
	700130484	8130484	HIGHLANDS NORTH BOYS HIGH SCHOOL	5	0	101	84	83.2	0	82	66	80.5	0	99	90	90.9
	700400292	8400292	HOPE FOUNTAIN COMBINED SCHOOL		0	32	30	93.8	0	32	30	93.8	0	38	32	84.2
	700400009	8400009	IVORY PARK SECONDARY SCHOOL	2	30	303	191	63.0	0	222	152	68.5	19	156	151	96.8
	700400407	8400407	IVY ACADEMY		0	15	15	100.0	0	13	13	100.0	0	11	11	100.0
	700400182	8400182	IZENZO KUNGEMAZWI COM COLLEGE		0	44	40	90.9	11	55	47	85.5	1	34	33	97.1
	700400402	8400402	J B MATABANE SECONDARY SCHOOL	1	1	194	159	82.0	8	211	162	76.8	2	167	113	67.7
	700130641	8130641	JEPPE GIRLS HIGH SCHOOL	5	0	169	169	100.0	0	175	175	100.0	0	181	180	99.4
	700130633	8130633	JEPPE HIGH SCHOOL FOR BOYS	5	1	191	188	98.4	0	186	183	98.4	0	192	189	98.4
	700122234	8122234	JOHANNESBURG POLYTECH INSTITUTE		0	97	93	95.9	2	73	73	100.0	0	83	83	100.0
	700130302	8130302	JULES HIGH SCHOOL	4	17	105	91	86.7	1	115	107	93.0	0	114	95	83.3
	700400353	8400353	JW ALL SAINTS SCHOOL		0	10	10	100.0	1	15	13	86.7	2	13	11	84.6

GAUTENG																	
District Name	EMIS No	Centre No	Centre Name	Quintile	2015				2016				2017			
					No Progressed	Wrote	Achieved	% Achieved	No Progressed	Wrote	Achieved	% Achieved	No Progressed	Wrote	Achieved	% Achieved
JOHANNESBURG EAST	700400347	8400347	KAALFONTEIN SECONDARY SCHOOL	2	0	175	144	82.3	44	153	134	87.6	122	182	141	77.5
	700130070	8130070	KENSINGTON SECONDARY SCHOOL	5	5	135	104	77.0	58	136	117	86.0	8	135	124	91.9
	700130765	8130765	KING EDWARD VII SCHOOL	5	0	201	200	99.5	0	203	202	99.5	0	194	193	99.5
	700400513	8400513	KUBE SCHOOL						0	16	13	81.3	0	11	9	81.8
	700152207	8152207	KWABHEKILANGA SECONDARY SCHOOL	4	46	198	180	90.9	5	126	117	92.9	0	192	172	89.6
	700400310	8400310	LEAP SCIENCE AND MATHS SCH D9		0	36	35	97.2	0	37	31	83.8	0	12	10	83.3
	700132415	8132415	LIBERTY COMMUNITY SCHOOL		4	57	57	100.0	0	70	68	97.1	0	78	76	97.4
	700132464	8132464	MAHLASEDI HIGH SCHOOL		0	42	42	100.0	4	55	54	98.2	0	55	52	94.5
	700130864	8130864	MALVERN HIGH SCHOOL	4	4	122	97	79.5	31	125	105	84.0	1	89	51	57.3
	700400150	8400150	MAPHUTHA SECONDARY SCHOOL	4	48	337	262	77.7	46	180	174	96.7	47	243	212	87.2
	700150029	8150029	MARLBORO GARDENS SECONDARY SCHOOL	5	14	64	64	100.0	0	98	97	99.0	5	78	77	98.7
	700130880	8130880	MARYVALE COLLEGE		0	54	54	100.0	0	42	42	100.0	0	48	46	95.8
	700400708	8400708	MIDLAND PRIM & HIGH SCHOOL (INDEP CE										0	4	4	100.0
	704150987	8150987	MIDRAND HIGH SCHOOL	5	2	186	177	95.2	0	188	186	98.9	11	198	195	98.5
	700152264	8152264	MINERVA SECONDARY SCHOOL	2	0	221	147	66.5	36	229	144	62.9	93	217	156	71.9
	700132621	8132621	NEWGATE COLLEGE		0	35	34	97.1	0	39	38	97.4	0	34	33	97.1
	700400549	8400549	NIZAMIYE COMBINED SCHOOL		0	12	12	100.0	0	20	20	100.0	0	18	18	100.0
	700400362	8400362	NOORDWYK SECONDARY SCHOOL	5	15	123	81	65.9	1	119	109	91.6	0	112	100	89.3
	700151050	8151050	NORTHVIEW HIGH SCHOOL	5	4	159	125	78.6	0	173	120	69.4	17	145	137	94.5
	700131128	8131128	PARKTOWN BOYS HIGH SCHOOL	5	0	139	139	100.0	0	153	152	99.3	0	138	137	99.3
	700400128	8400128	PONELOPELE ORACLE SECONDARY SCHOOL	3	0	232	199	85.8	0	198	161	81.3	66	211	169	80.1
	700400336	8400336	PRIDE LEARNING ACADEMY		0	11	11	100.0	0	21	21	100.0	1	15	15	100.0
	700131326	8131326	QUEENS HIGH SCHOOL	5	1	227	202	89.0	0	224	209	93.3	2	221	198	89.6
	700131342	8131342	RAND TUTORIAL COLLEGE		0	59	58	98.3	1	47	47	100.0	0	34	34	100.0
	700152314	8152314	REALOGILE SECONDARY SCHOOL	2	4	275	178	64.7	0	179	109	60.9	16	133	109	82.0

GAUTENG																	
District Name	EMIS No	Centre No	Centre Name	Quintile	2015				2016				2017			
					No Progressed	Wrote	Achieved	% Achieved	No Progressed	Wrote	Achieved	% Achieved	No Progressed	Wrote	Achieved	% Achieved
JOHANNESBURG EAST	700151498	8151498	SANDOWN HIGH SCHOOL	5	4	101	92	91.1	0	85	83	97.6	5	85	74	87.1
	700131441	8131441	SANDRINGHAM HIGH SCHOOL	5	5	196	168	85.7	108	113	93	82.3	9	132	119	90.2
	700150318	8150318	SANDTONVIEW	5	0	106	93	87.7	0	87	66	75.9	1	92	76	82.6
	700400453	8400453	SEDCO HIGH SCHOOL		0	18	10	55.6	4	18	13	72.2	0	7	3	42.9
	700131482	8131482	SHAREI TORAH		0	10	10	100.0	0	8	8	100.0	0	6	6	100.0
	700131490	8131490	SHEIKH ANTA DIOP COLLEGE		0	50	39	78.0	0	21	19	90.5	0	48	43	89.6
	700132951	8132951	SIR ISAAC NEWTON HIGH SCHOOL		0	9	9	100.0	0	12	12	100.0	0	6	6	100.0
	700132985	8132985	ST ENDAS EDUCATION SECONDARY SCHOOL	5	0	89	84	94.4	88	84	72	85.7	0	86	77	89.5
	700151654	8151654	ST VINCENT SCHOOL						0	6	3	50.0	0	2	2	100.0
	700400375	8400375	SUMMAT ALEXANDRA COLLEGE		0	5	4	80.0	0	17	8	47.1	17	4	4	100.0
	700400476	8400476	TEACH-TO-PASS COLLEGE						0	2	1	50.0	0	9	3	33.3
	700131672	8131672	THE TORAH ACADEMY PRIMARY AND HIGH SCHOO		0	19	19	100.0	0	18	18	100.0	0	15	15	100.0
	700400115	8400115	TSOSELETSO YA AFRICA SEC SCHOOL	3	22	265	148	55.8	42	188	139	73.9	1	156	129	82.7
	700261420	8261420	UMQHELE SECONDARY SCHOOL	2	8	266	170	63.9	71	150	95	63.3	5	238	152	63.9
	700133223	8133223	UNITED CHURCH PREPARATORY SCHOOL		2	34	34	100.0	0	25	25	100.0	0	34	34	100.0
	700152512	8152512	UNITED SISTERHOOD MITZVAH		0	38	37	97.4	0	29	27	93.1	0	31	30	96.8
	700151910	8151910	WAVERLEY GIRLS HIGH SCHOOL	5	7	196	179	91.3	1	163	157	96.3	0	184	167	90.8
	700151928	8151928	WENDYWOOD HIGH SCHOOL	5	1	127	121	95.3	0	132	126	95.5	0	132	123	93.2
JOHANNESBURG NORTH	700400173	8400173	ABBOTTS COLLEGE NORTHCLIFF		0	96	96	100.0	0	101	101	100.0	0	101	100	99.0
	700400640	8400640	AUCKLAND PARK ACADEMY (IND CENTRE)	1									0	15	15	100.0
	700400391	8400391	BLUE EAGLE HIGH SCHOOL	1	17	140	114	81.4	1	117	104	88.9	15	129	117	90.7
	700131961	8131961	BONA COMPREHENSIVE SCHOOL	3	28	183	130	71.0	6	188	148	78.7	13	130	111	85.4
	700140426	8140426	BOPASENATLA SECONDARY SCHOOL	3	6	86	67	77.9	0	46	36	78.3	17	37	23	62.2

GAUTENG																	
District Name	EMIS No	Centre No	Centre Name	Quintile	2015				2016				2017			
					No Progressed	Wrote	Achieved	% Achieved	No Progressed	Wrote	Achieved	% Achieved	No Progressed	Wrote	Achieved	% Achieved
JOHANNESBURG NORTH	700131979	8131979	BOPHELO-IMPILO PRIVATE SCHOOL		1	29	26	89.7	0	32	27	84.4	0	32	16	50.0
	700141523	8141523	BOSMONT MUSLIM SCHOOL		0	12	12	100.0	0	21	21	100.0	0	22	22	100.0
	700400032	8400032	BRANDCLIFF HOUSE PRIVATE SCHOOL		0	44	41	93.2	0	22	22	100.0	0	35	35	100.0
	700140038	8140038	CHRIS J BOTHA SECONDARY SCHOOL	5	25	184	120	65.2	2	83	61	73.5	12	79	60	75.9
	700140053	8140053	CORONATIONVILLE SECONDARY SCHOOL	4	1	118	83	70.3	0	92	78	84.8	3	62	60	96.8
	700400210	8400210	COSMO CITY SEC 2	1	0	194	153	78.9	0	136	125	91.9	58	187	157	84.0
	700400180	8400180	COSMO CITY SEC SCHOOL 1	1	0	220	170	77.3	0	148	107	72.3	17	132	96	72.7
	700152859	8152859	DAMELIN COLLEGE RANDBURG EXAM CENTRE		0	21	20	95.2	0	22	22	100.0	0	18	18	100.0
	700150391	8150391	DELTA PARK SCHOOL (LSEN)		0	24	23	95.8	0	28	27	96.4	2	36	33	91.7
	0	8800017	DESIGNATED CENTRE BOPHELO-IMPILO PRI										1	71	56	78.9
	700140434	8140434	DIEPDALE SECONDARY SCHOOL	3	0	111	90	81.1	19	151	96	63.6	57	146	86	58.9
	700400010	8400010	DIEPSLOOT COMBINED SCHOOL	1	0	101	86	85.1	20	66	56	84.8	2	84	73	86.9
	700400424	8400424	DIEPSLOOT SECONDARY NO 2	1	0	56	53	94.6	1	65	62	95.4	0	45	45	100.0
	700400149	8400149	DIEPSLOOT WEST SEC	1	7	107	70	65.4	0	122	91	74.6	14	102	92	90.2
	700400746	8400746	EDUCATION INCORPORATED FOURWAYS						0	5	5	100.0	0	6	6	100.0
	700888027	8888027	EL ZERA PRIVATE SCHOOL						0	1	1	100.0	0	1	1	100.0
	700121301	8121301	EMSHUKANTAMBO SEC SCHOOL	3	0	206	151	73.3	0	139	102	73.4	99	260	140	53.8
	700400585	8400585	FAR NORTH SECONDARY SCHOOL	1					0	69	58	84.1	6	90	54	60.0
	700150441	8150441	FERNDALE HIGH SCHOOL	5	2	97	91	93.8	0	146	126	86.3	2	116	101	87.1
	700140517	8140517	FIDELITAS COMPREHENSIVE SCHOOL	3	27	226	188	83.2	10	210	169	80.5	71	164	119	72.6
	700140525	8140525	FONS LUMINIS SEC SCHOOL	4	24	197	171	86.8	2	222	169	76.1	41	194	145	74.7
	0	8152595	FOURWAYS ADULT CENTRE	4									0	1	0	0.0

GAUTENG																	
District Name	EMIS No	Centre No	Centre Name	Quintile	2015				2016				2017			
					No Progressed	Wrote	Achieved	% Achieved	No Progressed	Wrote	Achieved	% Achieved	No Progressed	Wrote	Achieved	% Achieved
JOHANNESBURG NORTH	700150466	8150466	FOURWAYS HIGH SCHOOL	5	0	201	200	99.5	4	233	231	99.1	3	228	225	98.7
	700130427	8130427	GREENSIDE HIGH SCHOOL	5	0	157	157	100.0	0	136	136	100.0	2	172	172	100.0
	700130559	8130559	HOER TEGNIESE SKOOL LANGLAAGTE	5	0	119	92	77.3	0	116	85	73.3	18	108	68	63.0
	700150623	8150623	HOERSKOOL LINDEN	5	0	144	144	100.0	0	147	147	100.0	0	116	116	100.0
	700150631	8150631	HOERSKOOL RANDBURG	5	2	127	127	100.0	0	150	150	100.0	0	120	119	99.2
	700140186	8140186	HOERSKOOL VORENTOE	5	0	170	166	97.6	0	177	165	93.2	0	167	157	94.0
	700130534	8130534	HOPE SCHOOL/SKOOL		2	16	12	75.0	0	7	7	100.0	0	20	15	75.0
	700140566	8140566	IMMACULATA SECONDARY SCHOOL		0	94	89	94.7	0	114	105	92.1	1	108	107	99.1
	700400620	8400620	ISLAMIYA GIRLS INTITUTE		0	11	11	100.0	0	5	5	100.0	0	7	6	85.7
	700152181	8152181	ITIRELE-ZENZELE COMPREHENSIVE SCHOOL	1	14	157	113	72.0	30	129	109	84.5	21	111	90	81.1
	700130062	8130062	JOHANNESBURG SECONDARY SCHOOL	5	9	182	130	71.4	0	146	97	66.4	8	182	111	61.0
	700152223	8152223	KWENA MOLAPO COMPREHENSIVE SCHOOL	2	0	130	116	89.2	0	80	80	100.0	4	78	69	88.5
	700400667	8400667	LEAP SCIENCE AND MATHS SCH D10		0	50	47	94.0	0	29	28	96.6	0	21	21	100.0
	700132449	8132449	LOFENTSE COMPREHENSIVE SCHOOL	3	0	165	116	70.3	0	164	115	70.1	27	151	120	79.5
	700140756	8140756	MADIBANE COMPREHENSIVE SCHOOL	2	1	46	43	93.5	0	33	33	100.0	7	26	26	100.0
	700130971	8130971	MCAULEY HOUSE SCHOOL		0	63	63	100.0	1	62	62	100.0	0	58	58	100.0
	700400841	8400841	MERIDIAN COSMO CITY (INDEP CENTRE)	1									0	29	29	100.0
	700121608	8121608	MUSI COMPREHENSIVE	5	0	103	85	82.5	0	124	102	82.3	17	140	111	79.3
	700140848	8140848	NAMEDI SECONDARY SCHOOL	2	0	97	82	84.5	0	110	84	76.4	69	80	61	76.3
	700133348	8133348	NEW NATION SCHOOL		6	56	30	53.6	0	42	38	90.5	13	43	39	90.7
	700140087	8140087	NOORDGESIG SEC SCHOOL	4	11	107	92	86.0	2	126	115	91.3	65	126	105	83.3
	700140285	8140285	NORTHCLIFF HIGH SCHOOL	5	1	252	252	100.0	0	290	289	99.7	0	286	286	100.0
	0	8400663	NORTHRIDING SEC SCHOOL	5									1	58	48	82.8

GAUTENG																	
District Name	EMIS No	Centre No	Centre Name	Quintile	2015				2016				2017			
					No Progressed	Wrote	Achieved	% Achieved	No Progressed	Wrote	Achieved	% Achieved	No Progressed	Wrote	Achieved	% Achieved
JOHANNESBURG NORTH	700132670	8132670	ORLANDO SECONDARY SCHOOL	3	5	189	118	62.4	38	119	73	61.3	68	112	78	69.6
	700131136	8131136	PARKTOWN GIRLS HIGH SCHOOL	5	0	228	228	100.0	0	226	226	100.0	1	184	184	100.0
	700121715	8121715	PROGRESS COMPREHENSIVE SCHOOL	4	17	174	120	69.0	0	228	169	74.1	33	178	132	74.2
	700140095	8140095	R W FICK SECONDARY SCHOOL	5	48	129	82	63.6	45	155	104	67.1	24	85	65	76.5
	700152851	8152851	RABASOTHO COMBINED SCHOOL		1	22	22	100.0	0	20	19	95.0	3	26	26	100.0
	700133976	8159000	RADLEY COLLEGE		0	23	23	100.0	0	20	20	100.0	0	11	11	100.0
	700151241	8151241	RAND PARK HIGH SCHOOL	5	0	286	283	99.0	0	278	277	99.6	0	256	255	99.6
	700140111	8140111	RIVERLEA SEC SCHOOL	2	1	126	99	78.6	0	84	71	84.5	20	66	56	84.8
	700131367	8131367	ROOSEVELT HIGH SCHOOL	5	1	121	120	99.2	0	123	123	100.0	0	131	131	100.0
	700400136	8400136	SAMA HIGH SCHOOL		0	30	30	100.0	0	28	28	100.0	0	24	24	100.0
	700152348	8152348	SEKOLO SA BOROKGO		0	38	36	94.7	0	47	46	97.9	0	41	41	100.0
	700132902	8132902	SELELEKELA SEC SCHOOL	3	6	251	215	85.7	2	196	159	81.1	57	195	178	91.3
	700152363	8152363	ST ANSGARS COMBINED SCHOOL	1	7	128	101	78.9	12	121	96	79.3	5	127	96	75.6
	700140368	8140368	ST BARNABAS COLLEGE		0	73	70	95.9	0	80	78	97.5	0	83	83	100.0
	700400517	8400417	SUNRISE SECONDARY SCHOOL	1	1	106	70	66.0	0	114	87	76.3	9	136	103	75.7
	700121798	8121798	THABA-JABULA SECONDARY SCHOOL	3	0	246	178	72.4	0	175	137	78.3	70	221	136	61.5
	700132811	8132811	UJ METROPOLITAN ACADEMY	5	0	95	95	100.0	0	94	94	100.0	0	95	95	100.0
	700140137	8140137	WESTBURY SECONDARY SCHOOL	4	0	166	151	91.0	0	168	149	88.7	15	172	138	80.2
	700400026	8400026	WILLOWRIDGE PRIVATE SCHOOL		0	4	4	100.0	0	4	4	100.0	0	5	5	100.0
JOHANNESBURG SOUTH	700400334	8400334	ACADEMY BUSINESS SCHOOL		0	53	24	45.3	0	38	28	73.7	0	42	27	64.3
	700400507	8400507	AFRIMAT COLLEGE		0	8	7	87.5	4	27	11	40.7	1	31	9	29.0
	700131839	8131839	AFRO-KOMBS COLLEGE		0	55	54	98.2	0	28	28	100.0	1	38	37	97.4
	700330696	8330696	AHA-THUTO SECONDARY SCHOOL	2	16	135	103	76.3	54	160	104	65.0	59	123	74	60.2
	700400028	8111906	AL-AQSA SCHOOL		0	97	97	100.0	0	95	95	100.0	0	96	96	100.0
	700110072	8110072	AZARA SECONDARY SCHOOL	5	83	189	130	68.8	29	180	132	73.3	29	164	110	67.1
	700131920	8131920	BASA TUTORIAL INSTITUTE		0	131	129	98.5	2	148	138	93.2	10	131	128	97.7

GAUTENG																	
District Name	EMIS No	Centre No	Centre Name	Quintile	2015				2016				2017			
					No Progressed	Wrote	Achieved	% Achieved	No Progressed	Wrote	Achieved	% Achieved	No Progressed	Wrote	Achieved	% Achieved
JOHANNESBURG SOUTH	0	8400764	BEMSSEL COLLEGE										0	8	4	50.0
	701400294	8400294	CREDENCE SCHOOL	4									0	3	3	100.0
	700110015	8110015	DALEVIEW SEC SCHOOL	2	0	52	52	100.0	6	117	90	76.9	18	149	95	63.8
	0	8800007	DESIGNATED CENTRE FINETOWN PRIM SCH										9	205	184	89.8
	0	8800018	DESIGNATED CENTRE JEPPE EDUC CENTRE										19	22	12	54.5
	0	8800019	DESIGNATED CENTRE SIYAPHAMBILI HIGH										2	19	13	68.4
	0	8400759	DESTINY CHARTER SCHOOL										18	24	22	91.7
	700120568	8120568	DIVERSITY HIGH SCHOOL	5	1	154	120	77.9	16	114	94	82.5	11	98	88	89.8
	700132100	8132100	DUNCTONWOOD PROGRESSIVE SCHOOL		0	16	15	93.8	0	15	14	93.3	0	14	9	64.3
	700400371	8400371	EBENEZER MARANATHA INSTITUTE		0	31	21	67.7	0	36	30	83.3	0	16	10	62.5
	700132126	8132126	EDUCATION ALIVE SCHOOL		0	101	97	96.0	0	106	105	99.1	0	118	118	100.0
	700111823	8111823	ELETHU THEMBA SCHOOL	2	5	39	32	82.1	36	93	81	87.1	9	74	68	91.9
	700110023	8110023	ENNERDALE SEC SCHOOL	5	1	138	89	64.5	21	84	62	73.8	20	82	61	74.4
	700400265	8400265	FALCON PRIVATE SCHOOL		0	12	10	83.3	0	7	6	85.7	0	14	13	92.9
	700400394	8400394	FINETOWN SECONDARY SCHOOL	1	0	61	54	88.5	3	109	107	98.2	44	126	118	93.7
	700111500	8111500	FRED NORMAN SEC SCHOOL	5	11	243	217	89.3	8	194	181	93.3	14	220	184	83.6
	700132241	8132241	FREEDOM COMMUNITY COLLEGE		15	101	96	95.0	11	99	91	91.9	25	104	93	89.4
	700111922	8111922	GIBSON PILLAY LEARNING ACAD		0	24	24	100.0	0	22	22	100.0	0	29	29	100.0
	700110403	8110403	GLENVISTA HIGH SCHOOL	5	1	254	252	99.2	1	251	244	97.2	1	242	236	97.5
	700400313	8400313	GREENLANE COLLEGE		0	33	26	78.8	7	20	19	95.0	3	15	12	80.0
	700122309	8122309	HORIZON INTERNATIONAL HIGH SCHOOL		0	50	50	100.0	0	48	48	100.0	0	69	67	97.1
	700330753	8330753	ISIKHUMBUZO HIGH SCHOOL		0	23	23	100.0	2	31	30	96.8	3	49	47	95.9
	700331611	8331611	JABULILE SECONDARY SCHOOL	2	2	212	198	93.4	26	202	187	92.6	47	216	159	73.6
	700400293	8400293	JEPPE EDUCATION CENTRE (ELOFF STR)		0	72	70	97.2	9	89	82	92.1	11	90	87	96.7

GAUTENG																	
District Name	EMIS No	Centre No	Centre Name	Quintile	2015				2016				2017			
					No Progressed	Wrote	Achieved	% Achieved	No Progressed	Wrote	Achieved	% Achieved	No Progressed	Wrote	Achieved	% Achieved
JOHANNESBURG SOUTH	700133769	8133769	JOHANNESBURG MUSLIM SCHOOL		0	88	88	100.0	1	76	76	100.0	0	73	73	100.0
	700130708	8130708	JOHN ORR TECHNICAL HIGH SCHOOL	4	0	106	91	85.8	10	89	85	95.5	20	83	74	89.2
	700330894	8330894	JOHWETO COMBINED SCHOOL		0	11	11	100.0	9	12	12	100.0	0	11	11	100.0
	700133918	8133918	JORDAO COLLEGE		0	22	20	90.9	0	14	12	85.7	0	23	19	82.6
	700400584	8400584	KIBLER PARK SECONDARY SCHOOL	5					1	75	59	78.7	4	85	74	87.1
	700400429	8400429	LAWLEY THUTO LEFA SECONDARY SCHOOL	1	0	101	74	73.3	165	220	146	66.4	10	116	90	77.6
	700111583	8111583	LENASIA MUSLIM SCHOOL		0	89	89	100.0	0	94	94	100.0	0	93	92	98.9
	700110213	8110213	LENASIA SOUTH SECONDARY SCHOOL	5	0	195	150	76.9	53	144	131	91.0	30	164	141	86.0
	700330969	8330969	LESHATA SECONDARY SCHOOL	2	2	176	174	98.9	13	195	182	93.3	74	253	232	91.7
	700331884	8331884	MASIBAMBANE COLLEGE		0	41	41	100.0	0	47	47	100.0	0	45	44	97.8
	700400350	8400350	MBOWA ACADEMY		0	19	9	47.4	1	33	22	66.7	1	18	13	72.2
	700134007	8134007	METROPOLITAN COLLEGE		0	24	19	79.2	1	17	16	94.1	0	16	16	100.0
	700111658	8111658	MOSES MAREN MISSION TECHNICAL SECONDARY	2	0	99	77	77.8	50	153	113	73.9	23	106	75	70.8
	700331950	8331950	MPHETHI MAHLATSI SEC SCHOOL	2	5	213	197	92.5	19	257	237	92.2	35	231	193	83.5
	700131037	8131037	NATIONAL SCHOOL OF THE ARTS	5	0	83	83	100.0	2	87	85	97.7	0	97	97	100.0
	700400454	8400454	NATIONWIDE SCHOOL FOR ACADEMIC EXCEL		0	35	34	97.1	0	62	62	100.0	4	49	49	100.0
	700132613	8132613	NEW MODEL PRIVATE COLLEGE		0	71	71	100.0	2	75	73	97.3	0	69	68	98.6
	700111815	8111815	OAKDALE SEC SCHOOL	5	63	168	112	66.7	45	125	74	59.2	42	93	70	75.3
	0	8400521	ORANGE FARM SECONDARY SCHOOL	3					0	66	53	80.3	16	100	83	83.0
	700132720	8132720	PHOENIX COLLEGE OF JOHANNESBURG		1	79	79	100.0	2	67	67	100.0	0	81	80	98.8
	700132753	8132753	PROVIDENCE ACADEMY		4	63	60	95.2	0	80	79	98.8	3	102	93	91.2
	700400235	8400235	QALABOTJHA SECONDARY SCHOOL	1	0	118	100	84.7	9	187	103	55.1	34	104	70	67.3
	700331181	8331181	QOQA SECONDARY SCHOOL	2	1	100	77	77.0	3	80	63	78.8	17	101	72	71.3
	700131334	8131334	RAND MEISIESKOOL/ GIRLS SCHOOL	4	3	176	172	97.7	0	197	191	97.0	7	178	172	96.6

GAUTENG																	
District Name	EMIS No	Centre No	Centre Name	Quintile	2015				2016				2017			
					No Progressed	Wrote	Achieved	% Achieved	No Progressed	Wrote	Achieved	% Achieved	No Progressed	Wrote	Achieved	% Achieved
JOHANNESBURG SOUTH	700331215	8331215	RAPHELA SECONDARY SCHOOL	2	3	140	131	93.6	58	129	121	93.8	44	101	76	75.2
	700400438	8400438	ROSTEC TECHNICAL FET COLLEGE-MARKET		1	8	7	87.5	0	15	13	86.7	0	8	5	62.5
	700331546	8331546	SAKHISIZWE SEC SCHOOL	1	1	116	99	85.3	37	65	57	87.7	84	85	73	85.9
	700331660	8331660	SIYAPHAMBILI SECONDARY SCHOOL		0	43	42	97.7	13	46	42	91.3	0	65	56	86.2
	700110197	8110197	SOUTHVIEW HIGH SCHOOL	5	0	214	203	94.9	50	207	149	72.0	7	172	112	65.1
	700400741	8400741	STAR SCHOOLS HIGH (INDEP CENTRE)										0	12	12	100.0
	700400377	8400377	SUMMAT - MARKET STR		0	9	9	100.0	0	13	13	100.0	7	17	12	70.6
	700133058	8133058	SUPREME EDUCATIONAL COLLEGE		5	28	27	96.4	1	28	19	67.9	0	14	10	71.4
	700331405	8331405	THAMSANQA SECONDARY SCHOOL	2	45	169	124	73.4	37	135	109	80.7	47	82	67	81.7
	700122184	8111343	THE AFRICA HOUSE COLLEGE		2	17	17	100.0	5	16	16	100.0	0	17	17	100.0
	700121137	8121137	THE HILL HIGH SCHOOL	5	10	206	174	84.5	10	175	149	85.1	8	177	167	94.4
	700331645	8331645	THETHA SECONDARY SCHOOL	1	0	142	128	90.1	41	193	173	89.6	15	156	131	84.0
	700331876	8331876	THULA MNTWANA COMB SCHOOL		0	19	17	89.5	1	19	18	94.7	2	22	22	100.0
	700321554	8321554	THUSA-SETJHABA SEC SCHOOL	2	0	101	100	99.0	75	98	95	96.9	26	109	91	83.5
	700400522	8400522	TSHEPO YA RONA SECONDARY SCHOOL	2	6	25	23	92.0	14	82	59	72.0	0	58	45	77.6
	700133249	8133249	VECTOR COLLEGE		0	76	76	100.0	0	75	66	88.0	0	72	70	97.2
	700331504	8331504	VULANINDLELA SECONDARY	2	5	82	79	96.3	30	86	81	94.2	15	77	54	70.1
	700400452	8400452	WATERSHED TECHNICAL SCHOOL		3	10	4	40.0	0	14	7	50.0	0	10	9	90.0
	700400302	8400302	WATERSRAND HIGH SCHOOL		0	12	10	83.3	0	5	2	40.0	1	17	9	52.9
	700400710	8400710	WHITE HOUSE COLLEGE (INDEP CENTRE)										0	7	4	57.1
	700400274	8400274	WHITESTONE COLLEGE		1	21	19	90.5	1	18	13	72.2	2	14	13	92.9
	700110767	8110767	WILLOWMEAD SEC SCHOOL	4	0	171	145	84.8	8	225	175	77.8	54	143	91	63.6
	700111526	8111526	ZAKARIYAH PARK SECONDARY SCHOOL	5	15	123	88	71.5	4	77	75	97.4	5	104	88	84.6

GAUTENG																	
District Name	EMIS No	Centre No	Centre Name	Quintile	2015				2016				2017			
					No Progressed	Wrote	Achieved	% Achieved	No Progressed	Wrote	Achieved	% Achieved	No Progressed	Wrote	Achieved	% Achieved
JOHANNESBURG WEST	700252189	8252189	ALLEN GLEN HIGH SCHOOL	5	8	207	197	95.2	6	214	212	99.1	0	219	211	96.3
	700131862	8131862	ANCHOR COMPREHENSIVE	3	8	120	97	80.8	5	104	69	66.3	19	84	70	83.3
	700400311	8400311	BRIDGEWAY CHRISTIAN SCHOOL		0	9	9	100.0	0	6	6	100.0	0	5	5	100.0
	700400287	8400287	EAGLE HOUSE LEARNING CENTRE		0	24	24	100.0	0	29	29	100.0	0	18	17	94.4
	700132167	8132167	EMADWALENI SECONDARY SCHOOL	3	5	51	45	88.2	6	67	61	91.0	10	64	57	89.1
	700250142	8250142	FLORIDA PARK HIGH SCHOOL	5	1	264	259	98.1	5	268	262	97.8	13	293	278	94.9
	700251405	8251405	FORTE SECONDARY SCHOOL	4	0	251	222	88.4	23	259	227	87.6	56	237	215	90.7
	700251413	8251413	GEORGE KHOSA SECONDARY SCHOOL	4	0	188	131	69.7	66	128	108	84.4	13	98	92	93.9
	700252768	8252768	GRACE CHRISTIAN SCHOOL		0	7	7	100.0	0	11	11	100.0	0	5	5	100.0
	700250217	8250217	HOERSKOOL DIE ADELAAR	5	2	188	176	93.6	0	205	196	95.6	1	175	172	98.3
	700250225	8250225	HOERSKOOL DIE BURGER	5	3	154	130	84.4	15	120	103	85.8	40	137	122	89.1
	700250233	8250233	HOERSKOOL FLORIDA	5	0	264	263	99.6	2	227	225	99.1	0	241	241	100.0
	700250274	8250274	HOERSKOOL ROODEPOORT	5	6	93	87	93.5	0	62	62	100.0	0	47	46	97.9
	700400221	8400221	IKUSASALETHU SEC SCHOOL	1	1	150	120	80.0	17	106	93	87.7	11	98	93	94.9
	700400766	8400766	INSTITUTE FOR QUALITY COLLEGIATE						0	31	20	64.5	1	20	16	80.0
	700140624	8140624	KELOKITSO COMPREHENSIVE SCHOOL	4	7	97	75	77.3	79	136	85	62.5	48	87	55	63.2
	700400241	8400241	KGATELOPELE SECONDARY SCHOOL	1	22	167	135	80.8	249	123	99	80.5	7	69	60	87.0
	700140665	8140665	KWA-MAHLOBO SECONDARY SCHOOL	3	0	111	97	87.4	5	129	104	80.6	39	105	94	89.5
	700140681	8140681	LAMULA JUBILEE SECONDARY SCHOOL	4	0	118	86	72.9	27	134	116	86.6	33	127	117	92.1
	700250852	8250852	LANTERNSKOOL		2	41	38	92.7	9	47	41	87.2	0	41	38	92.7
	700140715	8140715	LETSIBOGO SECONDARY SCHOOL	4	4	154	152	98.7	14	125	124	99.2	18	163	163	100.0
	700140780	8140780	MATSELISO SECONDARY SCHOOL	3	4	146	125	85.6	4	185	105	56.8	50	115	82	71.3
	700140806	8140806	MEADOWLANDS SECONDARY SCHOOL	3	35	144	94	65.3	16	122	92	75.4	22	84	63	75.0

GAUTENG																	
District Name	EMIS No	Centre No	Centre Name	Quintile	2015				2016				2017			
					No Progressed	Wrote	Achieved	% Achieved	No Progressed	Wrote	Achieved	% Achieved	No Progressed	Wrote	Achieved	% Achieved
JOHANNESBURG WEST	700140814	8140814	MOKGOME SECONDARY SCHOOL	3	0	111	105	94.6	9	138	122	88.4	29	89	81	91.0
	700132688	8132688	ORLANDO WEST SECONDARY SCHOOL	3	13	115	91	79.1	3	60	54	90.0	10	84	72	85.7
	700132704	8132704	PHEFENI SECONDARY SCHOOL	3	11	124	100	80.6	30	78	61	78.2	55	70	60	85.7
	700251777	8251777	PJ SIMELANE SECONDARY SCHOOL	4	0	184	149	81.0	27	162	143	88.3	20	156	150	96.2
	700250951	8250951	PRINCESS HIGH SCHOOL	5	4	232	193	83.2	117	203	182	89.7	12	209	166	79.4
	700400220	8400220	RAYMOND MHLABA SECONDARY SCHOOL	2	0	92	91	98.9	8	127	127	100.0	0	156	153	98.1
	700400614	8400614	ROYAL COLLEGE		1	36	27	75.0	0	20	19	95.0	5	33	32	97.0
	700251850	8251850	SEBETSA-O-THOLEMOPUTSO	2	45	218	179	82.1	39	210	168	80.0	23	181	135	74.6
	700400240	8400240	SIYABONGA SECONDARY SCHOOL	1	0	161	147	91.3	0	153	137	89.5	31	121	109	90.1
	0	8251272	SIYABUSA SEC SCHOOL	3									4	56	50	89.3
	700133009	8133009	ST MARTIN DE PORRES COMBINED SCHOOL		2	106	100	94.3	14	105	105	100.0	0	127	124	97.6
	700400218	8400218	THULANI SECONDARY SCHOOL	2	8	108	91	84.3	17	114	99	86.8	27	173	104	60.1
	700400367	8400367	THUTHUKA SIZWE NGEMFUNDO COLLEGE		0	11	6	54.5	0	11	10	90.9	0	8	7	87.5
	700141002	8141002	THUTOLORE SECONDARY SCHOOL	3	8	113	88	77.9	17	112	83	74.1	25	91	72	79.1
	700252031	8252031	TULIP SECONDARY SCHOOL		0	74	71	95.9	3	51	51	100.0	0	48	48	100.0
	700252883	8252883	VICTORY HOUSE PRIVATE SCHOOL		0	39	39	100.0	0	56	55	98.2	0	67	66	98.5
	700251173	8251173	WEST RIDGE HIGH SCHOOL	5	16	279	257	92.1	7	306	258	84.3	2	274	214	78.1
	700400238	8400238	WISEMAN CELE SECONDARY SCHOOL	2	14	158	125	79.1	68	78	73	93.6	34	121	117	96.7
SEDIBENG EAST	700331694	8331694	ASSEMBLIES OF GOD (CEFUPS ACADEMY)		0	58	51	87.9	0	49	48	98.0	5	39	36	92.3
	700330100	8330100	DESTINATA SKOOL		0	28	27	96.4	0	31	30	96.8	0	24	24	100.0
	700400181	8400181	EL TABERNACLE CHRISTIAN COLLEGE		0	28	27	96.4	0	28	27	96.4	0	18	17	94.4
	700330126	8330126	GENERAL SMUTS HIGH SCHOOL	5	15	332	293	88.3	45	278	212	76.3	19	182	162	89.0
	700340174	8340174	HOER VOLKSKOOL HEIDELBERG	5	2	192	191	99.5	2	181	174	96.1	2	116	113	97.4
	700330159	8330159	HOERSKOOL DR MALAN	5	0	172	171	99.4	0	164	164	100.0	1	153	152	99.3

GAUTENG																	
District Name	EMIS No	Centre No	Centre Name	Quintile	2015				2016				2017			
					No Progressed	Wrote	Achieved	% Achieved	No Progressed	Wrote	Achieved	% Achieved	No Progressed	Wrote	Achieved	% Achieved
SEDIBENG EAST	700330167	8330167	HOERSKOOL DRIE RIVIERE	5	0	112	110	98.2	0	157	154	98.1	1	148	147	99.3
	700330183	8330183	HOERSKOOL OVERVAAL	5	0	114	114	100.0	0	82	81	98.8	1	92	92	100.0
	700330860	8330860	ISIZWE-SETJHABA SEC SCHOOL	3	13	71	38	53.5	0	72	37	51.4	18	50	44	88.0
	700400320	8400320	JEPPE EDUCATION CENTRE		0	20	20	100.0	1	26	26	100.0	1	16	16	100.0
	700400307	8400307	JUVENTUS PRIVATE SCHOOL		0	2	2	100.0	0	2	2	100.0	0	1	1	100.0
	700400226	8400226	KGORO YA THUTO SECONDARY SCHOOL	4	13	144	102	70.8	46	120	100	83.3	21	80	70	87.5
	700340752	8340752	KHANYA-LESEDI SECONDARY	4	26	110	93	84.5	66	184	160	87.0	74	113	87	77.0
	700330944	8330944	LEKOA SHANDU SECONDARY	3	11	102	83	81.4	4	135	98	72.6	7	121	85	70.2
	700320895	8320895	MAHARENG SECONDARY SCHOOL	4	0	124	98	79.0	20	148	100	67.6	16	132	101	76.5
	700332117	8332117	MEYERTON HIGH SCHOOL	2	0	169	148	87.6	51	200	140	70.0	34	120	115	95.8
	700331074	8331074	MOHLOLI SECONDARY SCHOOL	3	0	159	153	96.2	3	165	156	94.5	22	112	108	96.4
	0	8400665	MOUNTAINVIEW HIGH SCHOOL	5									7	44	36	81.8
	700400589	8400589	NEW HOPE SECONDARY SCHOOL	2					0	77	65	84.4	0	136	130	95.6
	0	8400588	PHOENIX HIGH SCHOOL	5									0	118	88	74.6
	700341149	8341149	RATANDA SECONDARY SCHOOL	4	11	119	98	82.4	27	74	59	79.7	145	157	107	68.2
	700330597	8330597	RIVERSIDE HIGH SCHOOL	5	0	209	205	98.1	7	159	145	91.2	15	120	111	92.5
	700331702	8331702	ROSHNEE ISLAMIC SCHOOL		0	45	45	100.0	0	37	37	100.0	0	32	31	96.9
	700330043	8330043	ROSHNEE SECONDARY SCHOOL	5	4	80	80	100.0	4	64	63	98.4	11	65	64	98.5
	700331280	8331280	RUSOORD SECONDARY SCHOOL	1	9	18	16	88.9	4	33	26	78.8	5	18	11	61.1
	700400673	8400673	RUST-TER-VAAL SECONDARY SCHOOL	4	0	42	37	88.1	4	45	38	84.4	26	69	52	75.4
	700340364	8340364	SEDAVEN HIGH SCHOOL		1	36	34	94.4	0	35	30	85.7	0	32	25	78.1
	700331413	8331413	THUTO LORE SECONDARY SCHOOL	3	38	84	69	82.1	81	94	66	70.2	48	67	48	71.6
	700331470	8331470	VAAL ED U COLLEGE PRIVATE		0	42	41	97.6	4	38	35	92.1	3	23	20	87.0
	700330209	8330209	VEREENIGING GIMNASIUM	5	11	224	221	98.7	2	215	215	100.0	2	145	141	97.2

GAUTENG																	
District Name	EMIS No	Centre No	Centre Name	Quintile	2015				2016				2017			
					No Progressed	Wrote	Achieved	% Achieved	No Progressed	Wrote	Achieved	% Achieved	No Progressed	Wrote	Achieved	% Achieved
SEDIBENG WEST DISTRICT	700320937	8320937	BEVERLY HILLS SECONDARY SCHOOL	1	0	132	128	97.0	128	225	164	72.9	71	198	147	74.2
	700400325	8400325	BOITUMELO SECONDARY	3	0	66	45	68.2	14	110	69	62.7	26	106	86	81.1
	700400355	8400355	BOPHELONG SECONDARY SCHOOL	2	17	148	114	77.0	52	131	104	79.4	14	125	92	73.6
	700320358	8320358	BOTEBO-TSEBO SEC SCHOOL	4	5	208	155	74.5	10	172	119	69.2	29	145	106	73.1
	700321869	8321869	CHRYSTAL SPRINGS PRIVATE SCHOOL		5	37	30	81.1	9	53	44	83.0	1	56	44	78.6
	700320432	8320432	DINOKANENG SECONDARY SCHOOL	3	0	70	55	78.6	28	70	51	72.9	43	84	79	94.0
	700321752	8321752	EL SHADDAI SCHOOL		1	71	60	84.5	3	65	48	73.8	9	102	78	76.5
	700320515	8320515	ESOKWAZI SECONDARY SCHOOL	2	0	247	233	94.3	65	188	169	89.9	13	317	276	87.1
	700320556	8320556	FUNDULWAZI SECONDARY SCHOOL	3	3	175	141	80.6	29	165	143	86.7	71	166	120	72.3
	700322107	8320028	HOER TEGNIESE SKOOL CAREL DE WET	5	0	111	100	90.1	1	86	80	93.0	0	147	115	78.2
	700330175	8330175	HOERSKOOL DRIEHOEK	5	0	184	180	97.8	0	153	152	99.3	0	179	175	97.8
	700320036	8320036	HOERSKOOL SUIDERLIG	5	0	180	179	99.4	0	148	148	100.0	8	158	155	98.1
	700330191	8330191	HOERSKOOL TRANSVALIA	5	0	224	220	98.2	0	212	212	100.0	2	211	210	99.5
	700320044	8320044	HOERSKOOL VANDERBIJLPARK	5	4	53	43	81.1	1	53	50	94.3	1	55	47	85.5
	700320663	8320663	JET NTEO SECONDARY SCHOOL	2	0	79	74	93.7	10	89	86	96.6	46	162	153	94.4
	700320671	8320671	JORDAN SECONDARY SCHOOL	1	0	63	63	100.0	65	103	95	92.2	17	99	93	93.9
	700320689	8320689	KATLEHO-IMPUMELELO SEC SCHOOL	4	0	110	75	68.2	36	134	82	61.2	52	106	70	66.0
	700320697	8320697	KGOKARE SECONDARY SCHOOL	2	3	43	39	90.7	11	71	71	100.0	9	65	60	92.3
	700320713	8320713	KHUTLO-THARO SECONDARY SCHOOL	3	24	195	178	91.3	28	211	199	94.3	40	213	161	75.6
	700320754	8320754	LAKESIDE SECONDARY SCHOOL	3	0	204	178	87.3	38	190	160	84.2	21	151	133	88.1
	700320788	8320788	LEBOHANG SECONDARY SCHOOL	4	0	75	50	66.7	4	96	78	81.3	20	125	96	76.8
	700320960	8320960	MAXEKE SECONDARY SCHOOL	1	17	257	227	88.3	22	183	142	77.6	54	172	142	82.6
	700321026	8321026	MOHALADITOE SECONDARY SCHOOL	4	4	36	31	86.1	21	88	66	75.0	14	62	57	91.9

GAUTENG																	
District Name	EMIS No	Centre No	Centre Name	Quintile	2015				2016				2017			
					No Progressed	Wrote	Achieved	% Achieved	No Progressed	Wrote	Achieved	% Achieved	No Progressed	Wrote	Achieved	% Achieved
SEDIBENG WEST DISTRICT	700321083	8321083	MOPHOLOSI SECONDARY SCHOOL	2	0	104	93	89.4	12	121	113	93.4	6	106	95	89.6
	700321091	8321091	MOQHAKA SECONDARY SCHOOL	4	1	55	46	83.6	36	44	34	77.3	5	59	32	54.2
	700321109	8321109	MOSHATE SECONDARY SCHOOL	3	0	175	127	72.6	10	165	131	79.4	24	125	117	93.6
	700321281	8321281	POELANO SECONDARY SCHOOL	2	0	165	145	87.9	46	147	116	78.9	59	172	144	83.7
	700400119	8400119	PRESTIGIOUS AURETE SEC SCHOOL	5	0	125	86	68.8	48	174	82	47.1	6	149	62	41.6
	700321307	8321307	QEDILIZWE SECONDARY SCHOOL	2	0	211	130	61.6	54	204	146	71.6	135	172	114	66.3
	700321364	8321364	RAMOLELLE COMBINED SCHOOL	1	3	25	20	80.0	2	35	16	45.7	4	59	28	47.5
	700321372	8321372	RAMOSUKULA SEC SCHOOL	1	0	30	30	100.0	8	75	74	98.7	2	41	37	90.2
	700321380	8321380	RESIDENSIA SECONDARY SCHOOL	4	0	243	159	65.4	9	172	121	70.3	0	187	136	72.7
	700321398	8321398	RUTASETJHABA SEC SCHOOL	2	0	144	127	88.2	77	222	173	77.9	42	182	144	79.1
	700400127	8400127	SAMELSON COLLEGE		0	15	5	33.3	0	16	12	75.0	1	14	10	71.4
	700321406	8321406	SAPPHIRE SECONDARY SCHOOL	2	0	137	126	92.0	0	241	201	83.4	36	132	113	85.6
	700321430	8321430	SEHOPOTSO SECONDARY SCHOOL	3	0	46	44	95.7	18	83	80	96.4	12	62	61	98.4
	700321455	8321455	SETJHABA-SOHLE SECONDARY	4	0	66	54	81.8	15	89	75	84.3	36	101	76	75.2
	700321497	8321497	SIZANANI THUSANANG COMPREHENSIVE SCHOOL	3	0	68	61	89.7	7	114	83	72.8	23	71	56	78.9
	700330654	8330654	SUNCREST HIGH SCHOOL	5	31	147	141	95.9	0	121	119	98.3	6	174	165	94.8
	700321505	8321505	TANDUKWAZI SECONDARY SCHOOL	2	0	143	131	91.6	52	114	104	91.2	17	127	124	97.6
	700321521	8321521	THARABOLLO SECONDARY SCHOOL	3	0	217	106	48.8	70	109	70	64.2	26	91	74	81.3

GAUTENG																	
District Name	EMIS No	Centre No	Centre Name	Quintile	2015				2016				2017			
					No Progressed	Wrote	Achieved	% Achieved	No Progressed	Wrote	Achieved	% Achieved	No Progressed	Wrote	Achieved	% Achieved
SEDIBENG WEST DISTRICT	700330662	8330662	THE VAAL HIGH SCHOOL	5	0	105	67	63.8	42	119	102	85.7	19	91	82	90.1
	700321570	8321570	THUTO-TIRO COMPREHENSIVE	4	0	142	124	87.3	36	158	150	94.9	22	93	87	93.5
	700321604	8321604	TOKELO SECONDARY SCHOOL	1	0	125	76	60.8	5	71	57	80.3	22	92	59	64.1
	700321638	8321638	TSHEPO-THEMBA SECONDARY SCHOOL	2	0	112	83	74.1	35	112	99	88.4	36	70	61	87.1
	700321703	8321703	TSOLO SECONDARY SCHOOL	2	0	157	119	75.8	51	191	137	71.7	39	134	103	76.9
	700400388	8400388	WATERSHED CHRISTIAN SCHOOL		0	23	23	100.0	0	16	15	93.8	1	19	17	89.5
TSHWANE NORTH	700910011	8910011	ADAM MASEBE SEC SCHOOL	1	0	143	87	60.8	16	114	96	84.2	18	89	79	88.8
	700240507	8240507	AMOGELANG SECONDARY SCHOOL	1	71	274	176	64.2	68	259	148	57.1	117	196	158	80.6
	700910158	8910158	BOITSHEPO SEC SCHOOL	1	28	143	124	86.7	0	133	90	67.7	26	130	106	81.5
	700910169	8910169	BOKAMOSO HIGH SCHOOL	1	3	146	87	59.6	32	87	77	88.5	21	103	69	67.0
	700240580	8240580	BOTSE-BOTSE SECONDARY	4	2	202	180	89.1	21	152	139	91.4	33	138	133	96.4
	700220103	8220103	CLAPHAM HIGH SCHOOL	5	0	178	164	92.1	5	175	159	90.9	2	165	159	96.4
	700241779	8241779	ELIZABETH MATSEMELA SEC SCHOOL	5	0	228	108	47.4	13	82	45	54.9	26	69	49	71.0
	700220137	8220137	GEREFORMEERDE SKOOL DIRK POSTMA		0	28	28	100.0	0	20	20	100.0	0	23	23	100.0
	700400396	8400396	HAMMANSKRAAL SECONDARY SCHOOL	1	1	202	144	71.3	53	231	107	46.3	7	129	108	83.7
	700910484	8910484	HANS KEKANA SEC SCHOOL	1	0	258	207	80.2	20	301	236	78.4	112	216	172	79.6
	700240739	8240739	HLANGANANI SECONDARY SCHOOL	4	0	82	54	65.9	18	86	48	55.8	4	46	32	69.6
	700220152	8220152	HOER TEGNOLOGIESE SKOOL JOHN VORSTER	5	0	168	163	97.0	5	125	124	99.2	0	116	114	98.3
	700230334	8230334	HOERSKOOL HENDRIK VERWOERD	5	2	187	184	98.4	0	195	193	99.0	2	189	186	98.4
	700240069	8240069	HOERSKOOL MONTANA	5	0	286	284	99.3	1	317	317	100.0	3	264	263	99.6
	700220178	8220178	HOERSKOOL OOS-MOOT	5	0	292	291	99.7	0	266	266	100.0	0	237	234	98.7
	700240077	8240077	HOERSKOOL OVERKRUIN	5	0	209	209	100.0	0	211	210	99.5	0	201	201	100.0
	700220194	8220194	HOERSKOOL STAATSPRESIDENT C R SWART	5	0	165	146	88.5	10	174	152	87.4	3	124	111	89.5
	700230383	8230383	HOERSKOOL WONDERBOOM	5	0	348	343	98.6	0	272	271	99.6	2	256	252	98.4

GAUTENG																	
District Name	EMIS No	Centre No	Centre Name	Quintile	2015				2016				2017				
					No Progressed	Wrote	Achieved	% Achieved	No Progressed	Wrote	Achieved	% Achieved	No Progressed	Wrote	Achieved	% Achieved	
TSHWANE NORTH	700910514	8910514	HOSEA KEKANA SEC SCHOOL	1	0	140	127	90.7	46	117	90	76.9	11	99	85	85.9	
	700230391	8230391	IONA CONVENT		0	47	47	100.0	0	39	39	100.0	0	45	45	100.0	
	700240770	8240770	KGOMOTSO SECONDARY SCHOOL	3	0	114	100	87.7	7	144	129	89.6	12	141	110	78.0	
	700400526	8400526	LEHWELERENG SECONDARY SCHOOL	2	0	75	46	61.3	0	59	48	81.4	4	103	75	72.8	
	700240895	8240895	LETHABONG SECONDARY SCHOOL	4	0	247	146	59.1	64	220	172	78.2	57	158	139	88.0	
	700910978	8910978	MADISONG SECONDARY SCHOOL	1	0	105	54	51.4	0	112	72	64.3	14	126	88	69.8	
	700911026	8911026	MAKGETSE HIGH SCHOOL	3	1	267	247	92.5	78	295	255	86.4	105	218	209	95.9	
	700240929	8240929	MAKHOSINI COMBINED SECONDARY SCHOOL	1	0	215	203	94.4	4	269	238	88.5	43	216	176	81.5	
	700240960	8240960	MEMEZELO SECONDARY SCHOOL	4	0	102	75	73.5	15	123	112	91.1	61	99	80	80.8	
	700911257	8911257	MODILATI SECONDARY SCHOOL	1	0	93	61	65.6	1	93	70	75.3	0	104	90	86.5	
	700400525	8400525	NEW EERSTERUS SECONDARY SCHOOL	2	0	52	31	59.6	23	72	52	72.2	9	61	48	78.7	
	700911541	8911541	NTSWANE	1	48	77	46	59.7	21	61	46	75.4	13	47	33	70.2	
	700911589	8911589	PHL MORAKA SECONDARY	4	28	136	107	78.7	0	107	66	61.7	30	78	55	70.5	
	700241117	8241117	PRESTIGE COLLEGE		0	117	117	100.0	0	138	137	99.3	0	113	111	98.2	
	700911709	8911709	RAKGOTSO SEC SCHOOL	1	20	313	230	73.5	36	237	205	86.5	13	213	193	90.6	
	700911767	8911767	RATSHEPO SEC SCHOOL	3	0	308	292	94.8	0	302	280	92.7	42	273	252	92.3	
	700232215	8232215	SA COLLEGE SCHOOL		0	33	33	100.0	0	38	37	97.4	0	31	31	100.0	
	700241273	8241273	SENTHIBELE SENIOR SECONDARY	2	0	239	116	48.5	90	142	107	75.4	62	112	102	91.1	
	700913607	8913607	SIKHULULEKILE SECONDARY SCHOOL	4	0	160	150	93.8	0	195	185	94.9	15	147	137	93.2	
	700241307	8241307	SOSHANGUVE SECONDARY SCHOOL	3	1	389	289	74.3	64	319	250	78.4	73	294	267	90.8	
	700912139	8912139	TIPFUXENI SEC SCHOOL	1	1	152	122	80.3	27	135	120	88.9	15	102	88	86.3	
	700241471	8241471	TSHWANE CHRISTIAN SCHOOL		0	24	24	100.0	0	25	25	100.0	0	20	20	100.0	
TSHWANE SOUTH	700400788	8400788	ABBOTTS COLLEGE CENTURION		0	36	36	100.0	0	58	58	100.0	0	37	37	100.0	
	700230110	8230110	AFRIKAANSE HOER MEISIESKOOL	5	0	197	197	100.0	0	208	208	100.0	0	187	187	100.0	
	700230128	8230128	AFRIKAANSE HOER SEUNSKOOL	5	0	218	217	99.5	0	243	242	99.6	0	222	222	100.0	
	700400125	8400125	AL GHAZALI		0	21	21	100.0	0	13	13	100.0	0	17	17	100.0	

GAUTENG																	
District Name	EMIS No	Centre No	Centre Name	Quintile	2015				2016				2017			
					No Progressed	Wrote	Achieved	% Achieved	No Progressed	Wrote	Achieved	% Achieved	No Progressed	Wrote	Achieved	% Achieved
TSHWANE SOUTH	700400100	8400100	AL-ASR EDUCATIONAL INSTITUTE		0	23	23	100.0	0	22	22	100.0	0	27	27	100.0
	700232653	8232653	AMITY INTERNATIONAL SCHOOL		0	18	18	100.0	0	18	18	100.0	0	19	18	94.7
	700231555	8231555	BOKGONI TECHNICAL SECONDARY SCHOOL	4	24	207	72	34.8	63	184	59	32.1	99	146	99	67.8
	700221474	8221474	BONA LESEDI SEC SCHOOL	1	93	204	116	56.9	79	130	114	87.7	40	128	104	81.3
	700400171	8400171	BOPHELONG COMMUNITY INDEPENDENT SCHO		0	16	12	75.0	1	25	13	52.0	1	16	10	62.5
	700400092	8400092	CARPE DIEM ACADEMY		1	35	28	80.0	0	42	33	78.6	3	31	28	90.3
	0	8400493	CENTAURI LEAR CENTRE	4									1	2	1	50.0
	700231571	8231571	CENTRAL ISLAMIC SCHOOL		0	19	19	100.0	0	31	31	100.0	0	17	17	100.0
	700220095	8220095	CHRISTIAN BROTHERS COLLEGE MOUNT EDMUND		0	67	67	100.0	0	64	64	100.0	0	58	58	100.0
	700220582	8220582	CORNERSTONE COLLEGE SEC SCHOOL		0	143	143	100.0	0	144	144	100.0	0	112	112	100.0
	700232371	8232371	DANSA INTERNATIONAL COLLEGE		0	98	95	96.9	5	93	89	95.7	3	82	79	96.3
	700231605	8231605	DAVID HELLEN PETA SECONDARY SCHOOL	4	0	97	81	83.5	11	75	56	74.7	77	98	88	89.8
	700231613	8231613	DR WF NKOMO SECONDARY SCHOOL	4	72	157	78	49.7	23	85	50	58.8	21	57	52	91.2
	700400285	8400285	DUO EDU SENIOR OHAFHANKLIKE SKOOL		0	21	21	100.0	0	22	22	100.0	1	29	28	96.6
	700231621	8231621	ED-U-COLLEGE SECONDARY SCHOOL		15	103	85	82.5	8	53	50	94.3	0	30	30	100.0
	700231639	8231639	EDWARD PHATUDI SECONDARY SCHOOL	4	1	172	138	80.2	9	166	125	75.3	39	77	66	85.7
	700220020	8220020	EERSTERUST SECONDARY SCHOOL	4	12	85	74	87.1	9	74	61	82.4	22	59	38	64.4
	700232679	8232679	ELMAR COLLEGE		0	59	58	98.3	1	61	61	100.0	1	48	48	100.0
	700400576	8400576	EMPRO ACADEMY		0	10	10	100.0	0	4	4	100.0	0	6	6	100.0
	700231670	8231670	FLAVIUS MAREKA SECONDARY SCHOOL	1	0	150	111	74.0	62	130	76	58.5	36	88	78	88.6
	700400008	8400008	FOUNDERS COMMUNITY SCHOOL		1	35	22	62.9	0	25	22	88.0	0	8	8	100.0
	700220657	8220657	GATANG SECONDARY SCHOOL	4	84	215	135	62.8	79	164	100	61.0	37	122	90	73.8
	700231712	8231712	GREENWOOD COLLEGE		0	33	30	90.9	0	30	29	96.7	1	33	28	84.8

GAUTENG																	
District Name	EMIS No	Centre No	Centre Name	Quintile	2015				2016				2017			
					No Progressed	Wrote	Achieved	% Achieved	No Progressed	Wrote	Achieved	% Achieved	No Progressed	Wrote	Achieved	% Achieved
TSHWANE SOUTH	700230037	8230037	HIMALAYA SECONDARY SCHOOL	3	30	145	111	76.6	19	101	82	81.2	4	95	86	90.5
	700210229	8210229	HOERSKOOL CENTURION	5	0	234	234	100.0	0	183	182	99.5	0	187	187	100.0
	700210153	8210153	HOERSKOOL DIE WILGERS	5	0	109	109	100.0	0	91	87	95.6	0	106	103	97.2
	700210161	8210161	HOERSKOOL ELDORAIGNE	5	0	331	331	100.0	0	288	286	99.3	0	250	250	100.0
	700220160	8220160	HOERSKOOL F H ODENDAAL	4	0	193	180	93.3	1	211	201	95.3	3	262	231	88.2
	700210187	8210187	HOERSKOOL GARSFONTEIN	5	0	350	350	100.0	1	350	350	100.0	0	321	321	100.0
	700210195	8210195	HOERSKOOL MENLOPARK	5	0	271	270	99.6	0	299	299	100.0	0	266	266	100.0
	700220186	8220186	HOERSKOOL SILVERTON	5	0	107	104	97.2	1	142	140	98.6	3	107	100	93.5
	700210211	8210211	HOERSKOOL UITSIG	5	0	164	160	97.6	2	200	193	96.5	1	172	165	95.9
	700210237	8210237	HOERSKOOL VOORTREKKERHOOGTE	5	0	215	202	94.0	8	176	164	93.2	2	165	155	93.9
	700210245	8210245	HOERSKOOL WATERKLOOF	5	0	341	341	100.0	0	325	325	100.0	0	339	339	100.0
	700210252	8210252	HOERSKOOL ZWARTKOP	5	0	288	288	100.0	0	299	299	100.0	0	289	289	100.0
	700231746	8231746	HOFMEYR SECONDARY SCHOOL	4	0	181	110	60.8	22	126	69	54.8	13	126	75	59.5
	700231761	8231761	HOLY TRINITY SECONDARY CATHOLIC SCHOOL		0	44	36	81.8	0	40	40	100.0	9	30	30	100.0
	700231332	8231332	HOSPITAALSKOOL PRETORIA HOSPITAL SCHOOL		2	22	20	90.9	4	30	25	83.3	3	31	24	77.4
	700220699	8220699	J KEKANA SECONDARY SCHOOL	3	0	121	98	81.0	0	105	86	81.9	26	135	95	70.4
	700220707	8220707	JAFTA MAHLANGU SECONDARY SCHOOL	3	4	150	109	72.7	38	178	78	43.8	195	95	66	69.5
	700400580	8400580	JINTEK VARSITY COLLEGE						14	22	12	54.5	10	17	16	94.1
	700220715	8220715	KHUTHALANI SECONDARY SCHOOL	1	0	57	55	96.5	6	96	89	92.7	18	150	133	88.7
	700230078	8230078	LAUDIUM SECONDARY SCHOOL	4	11	175	149	85.1	8	150	126	84.0	0	163	140	85.9
	700220749	8220749	LEHLABILE SECONDARY SCHOOL	4	0	173	110	63.6	54	179	136	76.0	39	172	133	77.3
	700220756	8220756	LOMPEC SECONDARY SCHOOL		0	19	19	100.0	0	21	20	95.2	0	23	22	95.7
	700231043	8231043	LORETO CONVENT SCHOOL		0	76	76	100.0	0	52	52	100.0	0	60	60	100.0

GAUTENG																	
District Name	EMIS No	Centre No	Centre Name	Quintile	2015				2016				2017			
					No Progressed	Wrote	Achieved	% Achieved	No Progressed	Wrote	Achieved	% Achieved	No Progressed	Wrote	Achieved	% Achieved
TSHWANE SOUTH	700210906	8210906	LYTTELTON MANOR HIGH SCHOOL	5	0	236	231	97.9	0	220	207	94.1	0	245	221	90.2
	700220772	8220772	MAMELODI SECONDARY SCHOOL	3	0	225	167	74.2	41	230	171	74.3	22	148	114	77.0
	700231977	8231977	MERIDIAN PRETORIA		6	34	28	82.4	0	25	24	96.0	1	28	28	100.0
	700220855	8220855	MODIRI TECHNICAL SCHOOL	3	9	44	15	34.1	7	63	25	39.7	25	13	11	84.6
	700400088	8400088	NELLMAPIUS SECONDARY SCHOOL	2	5	99	65	65.7	0	114	85	74.6	19	116	92	79.3
	700210948	8210948	NUWE HOOPSKOOL	2	0	18	18	100.0	0	16	16	100.0	0	18	18	100.0
	700400458	8400458	OLIEVENHOUTBOSCH SECONDARY SCHOOL	1	1	102	102	100.0	12	122	94	77.0	31	121	96	79.3
	700220962	8220962	PHATENG SECONDARY SCHOOL	4	0	200	140	70.0	32	178	106	59.6	33	114	73	64.0
	700232124	8232124	PHELINDABA SECONDARY SCHOOL	4	13	126	80	63.5	34	142	112	78.9	59	111	72	64.9
	700231316	8231316	PRETORIA BOYS HIGH SCHOOL	5	0	283	283	100.0	0	295	295	100.0	2	297	293	98.7
	700400331	8400331	PRETORIA CENTRAL HIGH	5	0	152	109	71.7	13	151	102	67.5	16	156	120	76.9
	700231324	8231324	PRETORIA HIGH SCHOOL FOR GIRLS	5	1	282	281	99.6	0	260	260	100.0	0	270	269	99.6
	700400318	8400318	PRETORIA INSTITUTE OF LEARNING		0	38	34	89.5	2	27	27	100.0	3	34	34	100.0
	700232725	8232725	PRETORIA MUSLIM TRUST SUNNI SCHOOL		0	38	37	97.4	0	25	24	96.0	0	30	29	96.7
	700400087	8400087	PRETORIA SECONDARY SCHOOL	5	0	107	83	77.6	7	126	92	73.0	1	121	81	66.9
	700231340	8231340	PRETORIA TECHNICAL HIGH SCHOOL	5	4	112	102	91.1	12	126	105	83.3	6	109	83	76.1
	700400005	8400005	PRINCEFIELD TRUST SCHOOL		0	17	12	70.6	1	15	12	80.0	1	21	18	85.7
	700232199	8232199	PRINCESS PARK SEC AND COLLEGE		0	55	55	100.0	0	45	45	100.0	3	49	49	100.0
	700210203	8210203	PRO ARTE ALPHEN PARK	5	1	126	125	99.2	1	117	116	99.1	0	128	122	95.3
	700220079	8220079	PROSPERITUS SECONDARY SCHOOL	4	2	129	122	94.6	41	136	133	97.8	52	142	130	91.5
	700400340	8400340	QUEENS PRIVATE SCHOOL		0	23	23	100.0	0	22	20	90.9	4	34	33	97.1
	700400258	8400258	RASLOUW ACADEMY						0	3	3	100.0	0	1	1	100.0
	700400330	8400330	REPHAFOGILE SECONDARY SCHOOL	4	88	87	66	75.9	44	144	79	54.9	30	143	68	47.6
	700221044	8221044	RIBANE-LAKA SECONDARY SCHOOL	4	1	175	175	100.0	2	185	184	99.5	45	220	218	99.1

GAUTENG																	
District Name	EMIS No	Centre No	Centre Name	Quintile	2015				2016				2017			
					No Progressed	Wrote	Achieved	% Achieved	No Progressed	Wrote	Achieved	% Achieved	No Progressed	Wrote	Achieved	% Achieved
TSHWANE SOUTH	700400446	8400446	RIVERNORTH COMMERCIAL SCHOOL						11	21	7	33.3	21	14	7	50.0
	700400081	8400081	ROSINA SEDIBANE MODIBA SPORT SCHOOL		0	42	40	95.2	12	47	45	95.7	0	41	41	100.0
	700400444	8400444	ROSTEC TECHNICAL COLLEGE - PRETORIA						10	12	9	75.0	0	2	2	100.0
	700400492	8400492	SANDTON TECHNICAL COLLEGE										0	5	4	80.0
	700232223	8232223	SAULRIDGE SECONDARY SCHOOL	2	0	90	76	84.4	18	82	70	85.4	62	81	71	87.7
	700232249	8232249	SESHEGONG SECONDARY SCHOOL	4	0	86	84	97.7	7	92	83	90.2	22	148	142	95.9
	700220681	8220681	SOLOMON MAHLANGU FREEDOM SCHOOL	4	58	165	128	77.6	17	221	149	67.4	1	90	82	91.1
	700220517	8220517	SONITUS SKOOL	1	1	12	9	75.0	0	8	8	100.0	0	12	11	91.7
	700221028	8221028	STANZA BOPAPE SECONDARY SCHOOL	4	0	127	115	90.6	27	137	126	92.0	53	83	75	90.4
	0	8400499	STAR COLLEGE PRETORIA	4									0	10	10	100.0
	700400075	8400075	STEVE TSHWETE SECONDARY SCHOOL	3	13	149	121	81.2	3	139	112	80.6	25	92	77	83.7
	700400366	8400366	SUMMAT INSTITUTE TSHWANE CAMPUS		0	11	11	100.0	2	12	12	100.0	4	15	14	93.3
	700211144	8211144	SUTHERLAND HIGH SCHOOL	5	0	252	251	99.6	0	256	255	99.6	0	253	253	100.0
	700211151	8211151	THE GLEN HIGH SCHOOL	5	0	200	196	98.0	0	176	174	98.9	0	191	188	98.4
	700212241	8212241	THE WAY CHRISTIAN SCHOOL		0	9	9	100.0	0	13	13	100.0	0	10	10	100.0
	700400529	8400529	THUTO BOHLALE SECONDARY SCHOOL	1	0	29	26	89.7	37	36	32	88.9	53	53	42	79.2
	700221333	8221333	TRANSVALIASKOOL		0	36	33	91.7	0	28	24	85.7	2	26	26	100.0
	700221143	8221143	TSAKO THABO SECONDARY SCHOOL	4	0	75	36	48.0	78	95	64	67.4	8	37	29	78.4
	700400386	8400386	TSHWANE COLLEGE		0	22	14	63.6	0	34	31	91.2	0	17	17	100.0
	700232157	8232157	TSHWANE MUSLIM SCHOOL		0	52	52	100.0	0	50	49	98.0	0	51	51	100.0
	700400276	8400276	TSHWANE SECONDARY SCHOOL	5	2	41	29	70.7	2	43	27	62.8	5	44	28	63.6

GAUTENG																	
District Name	EMIS No	Centre No	Centre Name	Quintile	2015				2016				2017				
					No Progressed	Wrote	Achieved	% Achieved	No Progressed	Wrote	Achieved	% Achieved	No Progressed	Wrote	Achieved	% Achieved	
TSHWANE SOUTH	700400140	8400140	TUKSSPORT HIGH SCHOOL		0	44	44	100.0	0	48	48	100.0	0	51	51	100.0	
	700221184	8221184	VLAKFONTEIN SECONDARY SCHOOL	3	0	89	64	71.9	8	84	67	79.8	17	74	59	79.7	
	700221192	8221192	VUKANI MAWETHU SECONDARY SCHOOL	3	0	135	104	77.0	65	162	139	85.8	6	85	66	77.6	
	700211235	8211235	WILLOWRIDGE HIGH SCHOOL	5	0	208	208	100.0	3	215	214	99.5	2	198	192	97.0	
TSHWANE WEST	700910007	8910007	ABEL MOTSHOANE SEC SCHOOL	4	2	161	131	81.4	0	120	106	88.3	18	141	118	83.7	
	700400380	8400380	AMANDASIG SECONDARY SCHOOL	4	0	145	136	93.8	0	143	114	79.7	16	110	96	87.3	
	700400102	8400102	BEREA PARK INDEPENDENT HIGH SCHOOL		0	103	87	84.5	0	84	64	76.2	0	100	58	58.0	
	700240598	8240598	CENTRAL SECONDARY SCHOOL	3	17	141	87	61.7	17	144	105	72.9	17	157	122	77.7	
	700241795	8241795	CHARLTON VOS COLLEGE OF EDUCATION		0	37	37	100.0	0	53	53	100.0	0	52	52	100.0	
	700232645	8232645	CHRISTIAN PROGRESSIVE SCHOOL		0	105	101	96.2	0	117	112	95.7	4	113	101	89.4	
	700400830	8400839	CURRO ACADEMY SOSHANGUVE (INDEP CENT										0	22	21	95.5	
	700400263	8400263	DASPOORT SECONDARY SCHOOL	5	1	59	58	98.3	0	63	60	95.2	0	81	73	90.1	
	700910326	8910326	DR AT MOREOSELE SEC SCHOOL	4	5	142	120	84.5	0	123	99	80.5	4	142	104	73.2	
	700914251	8914251	DR SAM MOTSUENYANE	1	2	172	147	85.5	3	246	156	63.4	12	136	104	76.5	
	700240689	8240689	FILADELFIA		0	40	37	92.5	0	61	36	59.0	15	31	24	77.4	
	700914249	8914249	FR SMANGALISO MKHATSHWA SEC SCHOOL	4	25	120	87	72.5	0	95	66	69.5	18	65	52	80.0	
	700400208	8400208	FUSION SEC SCHOOL	5	20	143	117	81.8	0	123	93	75.6	4	140	94	67.1	
	700400345	8400345	HAYWOOD COLLEGE		1	46	31	67.4	0	37	31	83.8	11	21	17	81.0	
	700230300	8230300	HILLVIEW HIGH SCHOOL	5	8	135	128	94.8	0	138	133	96.4	2	175	157	89.7	
	700910479	8910479	HL SETLALENTOA SEC SCHOOL	4	37	114	93	81.6	11	110	97	88.2	33	54	48	88.9	
	700240747	8240747	HLOMPHANANG SECONDARY SCHOOL	4	0	232	168	72.4	0	283	193	68.2	8	222	141	63.5	
	700230318	8230318	HOER TEGNIESE SKOOL PRETORIA-TUINE	5	3	73	71	97.3	0	78	78	100.0	2	66	66	100.0	
	700240044	8240044	HOERSKOOL AKASIA	5	3	160	160	100.0	0	164	163	99.4	3	163	159	97.5	

GAUTENG																	
District Name	EMIS No	Centre No	Centre Name	Quintile	2015				2016				2017			
					No Progressed	Wrote	Achieved	% Achieved	No Progressed	Wrote	Achieved	% Achieved	No Progressed	Wrote	Achieved	% Achieved
TSHWANE WEST	700230326	8230326	HOERSKOOL ELANDSPOORT	5	0	203	201	99.0	0	148	145	98.0	2	151	144	95.4
	700240051	8240051	HOERSKOOL GERRIT MARITZ	5	0	192	172	89.6	0	173	162	93.6	0	148	134	90.5
	700230342	8230342	HOERSKOOL HERCULES	5	8	47	44	93.6	0	83	75	90.4	0	60	57	95.0
	700230359	8230359	HOERSKOOL LANGENHOVEN	5	3	235	218	92.8	1	196	187	95.4	9	195	192	98.5
	700240085	8240085	HOERSKOOL PRETORIA-NOORD	5	0	189	188	99.5	0	147	147	100.0	1	164	159	97.0
	700230367	8230367	HOERSKOOL PRETORIA-WES	5	7	149	133	89.3	0	119	108	90.8	0	151	141	93.4
	700230375	8230375	HOERSKOOL TUINE	5	0	202	196	97.0	0	233	218	93.6	0	213	207	97.2
	700910512	8910512	HOLY TRINITY SEC SCHOOL	1	0	109	106	97.2	0	163	149	91.4	22	140	125	89.3
	700910553	8910553	IR LESOLANG SEC SCHOOL	1	0	195	185	94.9	5	237	214	90.3	6	174	153	87.9
	700240762	8240762	KGADIME MATSEPE SECONDARY	2	31	207	174	84.1	3	230	192	83.5	108	156	138	88.5
	700400666	8400666	LEAP SCIENCE AND MATHS SCH D15		0	18	14	77.8	0	19	19	100.0	1	32	30	93.8
	700910895	8910895	LETLOTLO SECONDARY SCHOOL	3	7	96	69	71.9	0	104	68	65.4	8	60	40	66.7
	700910794	8910794	LG HOLELE SEC SCHOOL	1	0	113	107	94.7	0	99	95	96.0	5	92	82	89.1
	700232348	8232348	LOTUS GARDENS SECONDARY SCHOOL	5	17	145	118	81.4	0	164	126	76.8	13	123	106	86.2
	700910961	8910961	MABOPANE SEC SCHOOL	3	9	120	93	77.5	0	118	83	70.3	3	79	48	60.8
	700911084	8911084	MAPENANE SECONDARY SCHOOL	1	2	59	54	91.5	0	72	65	90.3	27	62	55	88.7
	700910953	8910953	MH BALOYI SEC SCHOOL	1	0	100	84	84.0	0	107	60	56.1	30	112	61	54.5
	700911263	8911263	MODIRI SEC SCHOOL	4	18	231	190	82.3	0	188	138	73.4	49	158	129	81.6
	700911498	8911498	NGAKA MASEKO SEC SCHOOL	4	47	209	142	67.9	0	176	137	77.8	12	130	86	66.2
	700911481	8911481	NICK MPSHE SEC SCHOOL	1	71	125	64	51.2	1	92	67	72.8	28	48	40	83.3
	700911556	8911556	NM TSUENE SECONDARY SCHOOL	4	0	77	70	90.9	0	71	68	95.8	37	56	48	85.7
	700400271	8400271	NORTWOOD INDEPENDENT HIGH SCHOOL		0	94	85	90.4	0	73	54	74.0	1	68	50	73.5
	700911609	8911609	PELOTONA SECONDARY SCHOOL	3	18	179	141	78.8	2	137	121	88.3	31	203	188	92.6
	700232454	8232454	PRINSHOFSKOOL		0	19	19	100.0	0	17	17	100.0	0	23	21	91.3
	700911749	8911749	RANTAILANE SEC SCHOOL	4	61	176	121	68.8	0	127	117	92.1	35	138	109	79.0

GAUTENG																	
District Name	EMIS No	Centre No	Centre Name	Quintile	2015				2016				2017			
					No Progressed	Wrote	Achieved	% Achieved	No Progressed	Wrote	Achieved	% Achieved	No Progressed	Wrote	Achieved	% Achieved
TSHWANE WEST	700241174	8241174	REITUMETSE SECONDARY SCHOOL	4	18	280	214	76.4	29	303	231	76.2	38	273	215	78.8
	700241232	8241232	RUABOHLALE JUNIOR SECONDARY SCHOOL	2	0	202	153	75.7	1	203	118	58.1	27	124	112	90.3
	700913618	8913618	SEAGENG SECONDARY SCHOOL	1	0	102	83	81.4	0	116	84	72.4	27	102	94	92.2
	700911984	8911984	SETUMO-KHIBA SEC SCHOOL	4	81	146	78	53.4	0	80	61	76.3	19	84	68	81.0
	700400381	8400381	SOSHANGUVE EAST SECONDARY SCHOOL	5	10	122	61	50.0	6	166	76	45.8	32	119	80	67.2
	700400239	8400239	SOSHANGUVE SOUTH SEC	3	5	174	94	54.0	0	187	115	61.5	6	136	93	68.4
	700241315	8241315	SOSHANGUVE TECHNICAL CENTRE	4	0	56	39	69.6	24	163	58	35.6	13	95	57	60.0
	700912064	8912064	TEBOGWANA SEC SCHOOL	2	14	146	140	95.9	0	185	177	95.7	14	133	123	92.5
	700400811	8400811	THORNVIEW PRESTIGE COLLEGE (IND CEN										0	83	71	85.5
	700241406	8241406	TIYELELANI SECONDARY SCHOOL	4	33	175	131	74.9	0	128	113	88.3	20	150	124	82.7
	700912270	8912270	TSWAING SEC SCHOOL	1	13	124	116	93.5	37	183	157	85.8	19	120	115	95.8
	700241547	8241547	WALLMANSTHAL SECONDARY	4	0	279	216	77.4	1	166	142	85.5	62	223	175	78.5
	700912338	8912338	WINTERVELDT HIGH SCHOOL	1	8	105	92	87.6	0	94	87	92.6	24	85	69	81.2

KwaZulu-Natal

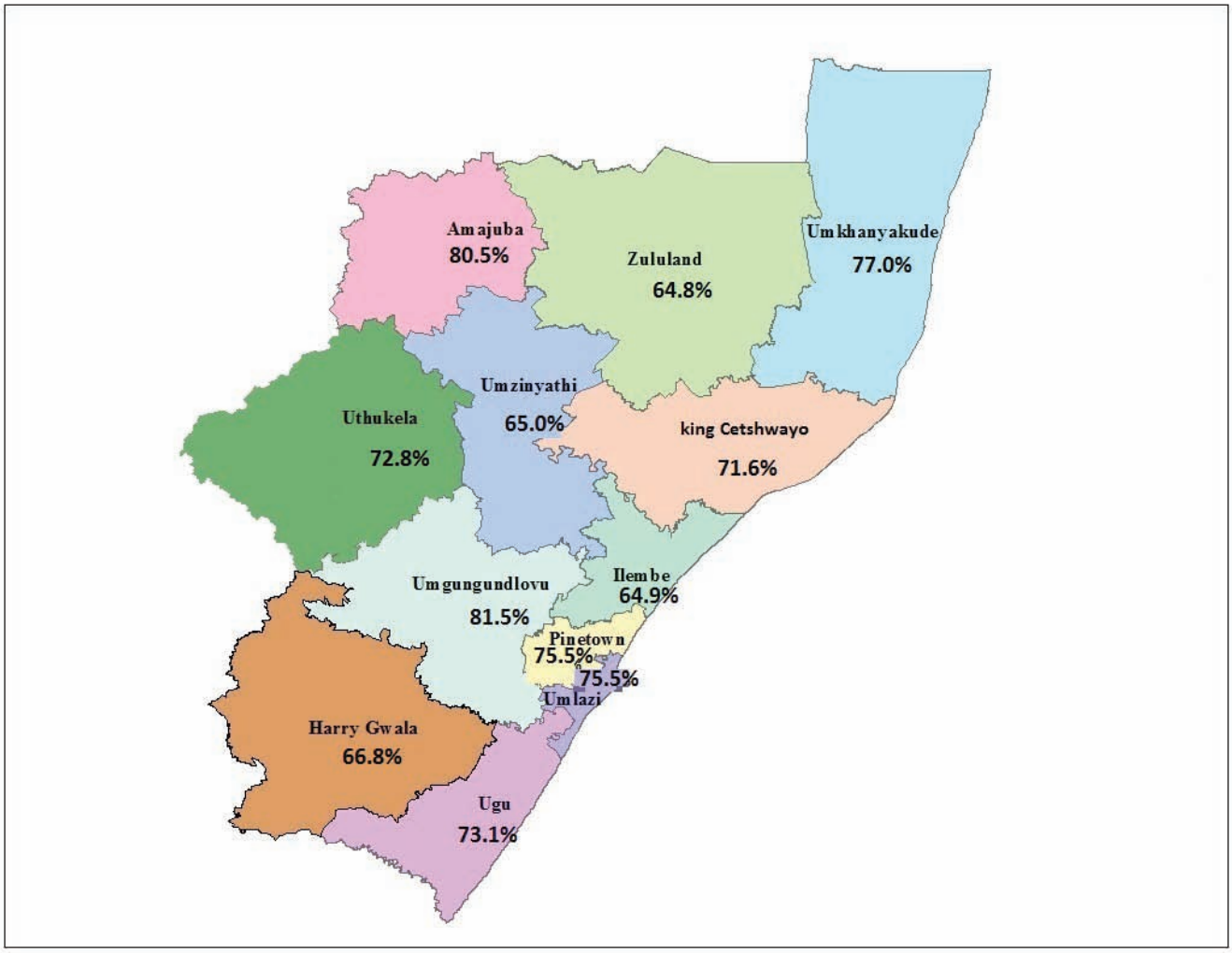

KWAZULU NATAL																
District Name	EMIS No	Centre No	Centre Name	Quintile	2015				2016				2017			
					No Progressed	Wrote	Achieved	% Achieved	No Progressed	Wrote	Achieved	% Achieved	No Progressed	Wrote	Achieved	% Achieved
AMAJUBA	500101343	5213201	AMADADA H	3	0	92	28	30.4	28	24	19	79.2	18	27	22	81.5
	500101602	5213202	AMAJUBA H	5	0	53	51	96.2	1	54	50	92.6	1	46	44	95.7
	500103045	5213203	AMAZULU H	4	0	166	119	71.7	30	163	94	57.7	8	70	60	85.7
	500107744	5213205	BETHAMOYA H	4	63	200	121	60.5	43	146	130	89.0	46	104	92	88.5
	500113368	5213206	BUHLEBOMZINYATHI S	3	0	219	126	57.5	55	137	94	68.6	78	98	86	87.8
	500114182	5213101	CACAMEZELA S	3	14	199	164	82.4	8	80	73	91.3	31	116	108	93.1
	500324971	5213207	CHARLESTOWN H	2	0	82	38	46.3	2	100	52	52.0	6	40	39	97.5
	500119880	5213103	DANNHAUSER S	4	7	67	56	83.6	5	55	55	100.0	3	69	47	68.1
	500120620	5213208	DEDANGIFUNDE H	3	24	343	194	56.6	13	134	129	96.3	21	193	183	94.8
	500122396	5213104	DNC COMBINED	3	0	62	49	79.0	16	45	44	97.8	42	27	27	100.0
	500123617	5213209	DUCK PONDS H	4	20	167	70	41.9	19	121	86	71.1	20	127	97	76.4
	495837	5213135	EKUSENI SEC SCHOOL	3									0	20	17	85.0
	500130980	5213210	EMALAHLENI COMBINED	2	0	77	35	45.5	20	39	34	87.2	30	34	27	79.4
	500132534	5213105	EMFUNDWENI H	3	0	176	88	50.0	36	101	86	85.1	8	101	71	70.3
	500139194	5213106	ENZIMANE COMBINED	2	17	16	4	25.0	18	22	16	72.7	10	24	21	87.5
	500144707	5213211	FERRUM H	5	0	168	165	98.2	1	205	204	99.5	1	196	191	97.4
	500156103	5213212	HLALANATHI H	4	9	170	130	76.5	65	184	116	63.0	48	58	45	77.6
	500158434	5213213	HOPE H	5	0	85	83	97.6	1	88	87	98.9	5	75	69	92.0
	500161949	5213214	IKHWEZI H	4	9	119	91	76.5	17	80	70	87.5	9	98	72	73.5
	500161061	5213108	IMPALA H	3	0	125	87	69.6	32	111	99	89.2	29	86	67	77.9
	500162726	5213109	INDONSA S	2	1	171	152	88.9	37	90	90	100.0	32	96	77	80.2
	500163059	5213110	INGABADE H	2	1	51	22	43.1	8	20	17	85.0	25	12	11	91.7
	500166981	5213111	INZULULWAZI S	2	0	37	7	18.9	9	21	7	33.3	17	12	5	41.7
	500447515	5213241	ISABELOSETHU H	2	1	36	4	11.1	1	14	0	0.0	5	4	2	50.0
	500168091	5213215	ISIKHALISEZWE H	3	47	301	150	49.8	151	85	75	88.2	0	121	81	66.9
	500327781	5213112	ISIPHOSEMVELO H	2	71	153	67	43.8	20	49	39	79.6	68	57	40	70.2
	500169090	5213242	ISLAMIC COLLEGE NEWCASTLE		8	9	9	100.0	0	6	6	100.0	0	9	9	100.0
	500440004	5213240	IZAZI S	3	0	73	39	53.4	38	57	48	84.2	6	43	43	100.0
	500447552	5213239	KADWA S	2	0	66	47	71.2	13	53	51	96.2	11	24	24	100.0
	500340104	5213113	KHETHUKUTHULA S	2					0	15	13	86.7	20	27	20	74.1
	500185925	5213116	LENGOLA S	2	0	46	17	37.0	6	49	28	57.1	4	27	17	63.0
	500186591	5213216	LINCOLN HEIGHTS S	5	0	183	159	86.9	1	156	148	94.9	1	173	157	90.8
	500195027	5213117	MALAMBULE S	2	2	84	69	82.1	10	67	59	88.1	32	40	40	100.0
	500195878	5213118	MANA H	2	110	258	94	36.4	37	154	80	51.9	40	101	85	84.2
	500206645	5213217	MDUMISENI H	4	43	123	46	37.4	17	96	54	56.3	37	68	39	57.4
	500504347	5213244	MERIDIAN	3									0	25	14	56.0
	500214082	5213119	MNYAMANDE S	3	0	156	88	56.4	2	156	111	71.2	3	140	103	73.6
	500221112	5213120	MUZOKHANYAYO S	3	107	110	93	84.5	24	116	104	89.7	24	111	102	91.9
	500221926	5213218	MZAMO H	3	0	183	77	42.1	65	80	66	82.5	38	59	51	86.4

KWAZULU NATAL																
District Name	EMIS No	Centre No	Centre Name	Quintile	2015				2016				2017			
					No Progressed	Wrote	Achieved	% Achieved	No Progressed	Wrote	Achieved	% Achieved	No Progressed	Wrote	Achieved	% Achieved
AMAJUBA	500222407	5213121	MZIWETHU H	3	68	143	43	30.1	40	71	46	64.8	24	38	32	84.2
	500223406	5213219	NCANDU COMBINED	1	0	48	14	29.2	14	17	9	52.9	17	10	6	60.0
	500226107	5213122	NDWAKAZANA COMBINED	3	4	19	12	63.2	0	35	23	65.7	10	32	13	40.6
	500226847	5213220	NEWCASTLE H	5	9	180	176	97.8	2	183	178	97.3	0	185	171	92.4
	500227513	5213243	NGCAKA COMBINED	2	0	13	5	38.5	1	11	11	100.0	4	12	12	100.0
	500230473	5213221	NHLOSOKUHLE S	3	102	203	70	34.5	24	106	91	85.8	25	83	74	89.2
	500244903	5213124	OSIZWENI H	4	107	227	72	31.7	35	99	58	58.6	59	81	56	69.1
	500246124	5213222	PANORAMA COMBINED	5	0	115	99	86.1	19	125	89	71.2	4	123	82	66.7
	500247900	5213125	PHATHAKAHLE H	2	0	49	36	73.5	48	41	41	100.0	14	47	38	80.9
	500248307	5213223	PHENDUKANI H	4	13	291	234	80.4	43	226	215	95.1	25	266	245	92.1
	500337736	5213224	PHUZUKUBONA PUBLIC S	3	1	44	15	34.1	2	26	12	46.2	3	24	17	70.8
	500257076	5213225	SABELA SS	4	0	263	159	60.5	124	225	175	77.8	12	277	196	70.8
	500260147	5213227	SEKUSILE SS	4	35	202	88	43.6	24	173	99	57.2	18	100	64	64.0
	500260628	5213126	SESIYABONGA H	3	8	264	139	52.7	4	152	95	62.5	57	120	78	65.0
	500253117	5213127	SINQOBILE COMBINED	1	13	23	8	34.8	0	7	6	85.7	8	7	6	85.7
	500267917	5213128	SIPHUTHANDO PUBLIC COMBINED	3	61	55	19	34.5	26	37	12	32.4	8	30	11	36.7
	500269841	5213228	SIYALUNGELWA S	2	0	49	35	71.4	14	52	28	53.8	21	43	32	74.4
	500269915	5213229	SIYAMUKELA H	4	0	203	153	75.4	12	168	134	79.8	14	127	117	92.1
	500271136	5213230	SIZANANI SS	3	0	138	44	31.9	11	61	40	65.6	1	55	43	78.2
	500271395	5213129	SIZIMELE H	2	0	82	43	52.4	0	45	37	82.2	12	68	38	55.9
	500105598	5213231	ST LEWIS BERTRANDS S	3	41	254	164	64.6	11	233	219	94.0	35	210	188	89.5
	500276538	5213232	ST OSWALDS S	5	0	138	122	88.4	24	159	123	77.4	3	173	131	75.7
	500280793	5213130	THATHUNYAWO S	2	28	223	72	32.3	66	94	63	67.0	22	139	87	62.6
	500281383	5213131	THEMBALENTSHA H	3	17	206	100	48.5	64	243	104	42.8	113	91	62	68.1
	500283346	5213132	THUBELIHLE H	3	0	282	69	24.5	10	86	62	72.1	83	157	109	69.4
	500401413	5213233	UMZILIKAZI S	2	0	50	32	64.0	13	39	38	97.4	11	25	25	100.0
	500290561	5213234	UTRECHT H	4	0	22	21	95.5	1	19	18	94.7	0	18	18	100.0
	500297813	5213133	XOLANI H	3	0	169	55	32.5	69	87	59	67.8	33	70	60	85.7
	500318126	5213235	ZAMA S	2	0	228	222	97.4	19	219	217	99.1	13	181	178	98.3
	500299626	5213134	ZIBAMBELENI S	3	0	79	19	24.1	52	64	35	54.7	32	36	18	50.0
	500300588	5213236	ZIPHAKAMISENI H	4	1	329	236	71.7	11	350	247	70.6	23	262	196	74.8
HARRY GWALA	500493654	5313331	AMAKHUZE HIGH SCHOOL	3					0	43	33	76.7	4	57	34	59.6
	500102934	5313101	AMAZABEKO H	2	0	125	61	48.8	22	190	73	38.4	39	55	45	81.8
	500106227	5313301	BATLOKOA S	3	0	27	10	37.0	0	19	10	52.6	3	23	13	56.5
	500113923	5313102	BUTHATHUBUNYE H	2	12	93	58	62.4	6	102	46	45.1	14	68	52	76.5
	500114478	5313201	CARL MALCOMESS H	3	2	343	298	86.9	0	287	184	64.1	1	358	213	59.5
	500115662	5313302	CENTOCOW H	2	2	104	90	86.5	1	113	64	56.6	13	75	38	50.7

KWAZULU NATAL																	
District Name	EMIS No	Centre No	Centre Name	Quintile	2015				2016				2017			
					No Progressed	Wrote	Achieved	% Achieved	No Progressed	Wrote	Achieved	% Achieved	No Progressed	Wrote	Achieved	% Achieved
HARRY GWALA	500424094	5313401	CLYDESDALE SS	2	2	250	186	74.4	11	323	214	66.3	56	188	142	75.5
	500424316	5313423	DIEPKLOOF COMBINED	2	0	74	35	47.3	0	42	34	81.0	0	32	29	90.6
	500121397	5313303	DINGEKA H	3	0	104	89	85.6	0	183	118	64.5	0	116	83	71.6
	500322899	5313125	DINGIZWE JS	1	0	50	13	26.0	5	45	21	46.7	6	22	14	63.6
	500308136	5313304	DLANGANI H	2	0	44	38	86.4	3	60	57	95.0	20	39	37	94.9
	500424205	5313402	DRC SS	3	125	161	101	62.7	12	154	109	70.8	34	150	103	68.7
	500424464	5313422	DULATI COMBINED	2	0	62	32	51.6	0	74	45	60.8	5	75	49	65.3
	500124024	5313305	DUMABEZWE H	3	0	75	50	66.7	0	70	48	68.6	28	90	34	37.8
	500424501	5313403	DUMAKUDE SS	1	0	22	15	68.2	5	13	5	38.5	2	11	5	45.5
	500424834	5313404	EMAUS SS	2	0	52	30	57.7	11	54	39	72.2	25	37	29	78.4
	500442557	5313421	EMTSHIBENI S	3	0	47	28	59.6	7	46	25	54.3	14	29	21	72.4
	500425056	5313405	ENGWAQA SS	2	0	121	61	50.4	0	73	46	63.0	10	75	56	74.7
	500137048	5313306	ENHLANHLENI COMBINED	3	0	28	21	75.0	0	33	25	75.8	27	44	34	77.3
	500425130	5313406	ENTSIKENI SS	2	0	69	64	92.8	1	89	89	100.0	11	80	80	100.0
	500144263	5313307	FAITH-WAY CHRISTIAN		0	11	11	100.0	0	16	13	81.3	0	14	14	100.0
	500319532	5313202	FRANKLIN S	3	0	160	56	35.0	26	148	57	38.5	29	74	48	64.9
	500322085	5313330	GINYANE H	2	0	66	38	57.6	0	94	43	45.7	5	59	41	69.5
	500425389	5313407	GINYIQHINGA COMPREHENSIVE H	2	60	82	46	56.1	0	74	73	98.6	0	59	49	83.1
	500148999	5313208	GLEN EDWARD SS	3	0	70	48	68.6	12	41	31	75.6	4	37	17	45.9
	500157250	5313103	HLOKOZI H	1	10	73	52	71.2	14	89	59	66.3	13	73	48	65.8
	500425759	5313408	IBISI SS	2	7	262	132	50.4	0	184	146	79.3	56	257	138	53.7
	500161209	5313104	IMPIYAMANDLA JS	2	6	76	51	67.1	5	65	45	69.2	18	61	49	80.3
	500161357	5313105	IMPUNGA S	2	0	122	94	77.0	0	122	105	86.1	16	158	110	69.6
	500447885	5313409	INDAWANA SS	1	0	34	31	91.2	0	53	42	79.2	0	70	44	62.9
	500170163	5313106	IXOPO H	4	0	112	108	96.4	0	101	98	97.0	0	118	107	90.7
	500425907	5313410	JOZANA SS	2	56	116	54	46.6	19	64	52	81.3	32	65	52	80.0
	500176897	5313203	KOKSTAD COLLEGE	5	0	95	90	94.7	0	103	97	94.2	0	83	83	100.0
	500426055	5313424	KROMHOEK COMBINED	1	0	31	23	74.2	0	37	20	54.1	2	24	14	58.3
	500181966	5313308	KWAMVIMBELA S	2	0	26	10	38.5	0	25	4	16.0	5	23	9	39.1
	500183779	5313107	KWATHATHANI H	2	0	80	29	36.3	12	61	26	42.6	0	54	27	50.0
	500426166	5313411	LADAM SS	1	0	42	23	54.8	0	35	33	94.3	0	60	50	83.3
	500337847	5313309	LESHMAN S	2	0	87	16	18.4	3	72	19	26.4	34	43	9	20.9
	500187183	5313108	LITTLE FLOWER S	2	0	120	118	98.3	0	131	128	97.7	1	136	128	94.1
	500426277	5313412	LOURDES H	1	0	30	17	56.7	2	27	15	55.6	3	22	15	68.2
	500188959	5313109	LUSIBALUKHULU H	1	8	99	47	47.5	3	103	77	74.8	43	92	45	48.9
	500189033	5313110	LUSWAZI S	1	0	59	24	40.7	8	37	28	75.7	15	19	12	63.2
	500426388	5313413	MABANDLA SS	1	0	55	21	38.2	0	39	23	59.0	22	39	23	59.0
	500191475	5313310	MADULINI S	1	0	33	3	9.1	1	21	7	33.3	5	15	1	6.7
	500193288	5313311	MAHLAHLA S	1	0	71	28	39.4	1	19	18	94.7	10	31	16	51.6

KWAZULU NATAL																	
District Name	EMIS No	Centre No	Centre Name	Quintile	2015				2016				2017			
					No Progressed	Wrote	Achieved	% Achieved	No Progressed	Wrote	Achieved	% Achieved	No Progressed	Wrote	Achieved	% Achieved
HARRY GWALA	500195952	5313312	MANDADLA H	2	0	22	14	63.6	6	28	11	39.3	3	13	13	100.0
	500196470	5313313	MANDLEZIZWE S	2	0	37	28	75.7	3	30	28	93.3	2	35	30	85.7
	500199615	5313111	MARIATHAL COMBINED	2	0	187	151	80.7	0	115	99	86.1	26	124	96	77.4
	500308210	5313112	MASAMENI S	2	0	59	42	71.2	19	59	41	69.5	8	41	35	85.4
	500308247	5313113	MAVANGANA S	2	0	27	15	55.6	9	16	14	87.5	9	27	7	25.9
	500206090	5313314	MDINGI H	2	0	33	32	97.0	0	79	49	62.0	3	50	43	86.0
	500426721	5313425	MFULAMHLE COMBINED	2	0	67	54	80.6	0	110	55	50.0	3	111	61	55.0
	500215340	5313204	MOUNT CURRIE S	4	19	226	146	64.6	0	163	104	63.8	22	160	82	51.3
	500337810	5313315	MQULELA JS	2	0	12	3	25.0	4	7	6	85.7	5	10	9	90.0
	500426943	5313414	MSUDUKENI SS	2	0	131	96	73.3	0	168	99	58.9	0	146	95	65.1
	500427054	5313415	MTHWANE SS	2	0	57	46	80.7	1	50	16	32.0	0	28	19	67.9
	500223813	5313114	NCOMANI H	2	0	100	81	81.0	27	89	60	67.4	56	84	57	67.9
	500224035	5313316	NDABAKAZIBUZWA S	1	0	56	32	57.1	12	24	15	62.5	6	15	14	93.3
	500224405	5313317	NDABISEKHAYA H	2	0	18	6	33.3	2	10	8	80.0	1	13	7	53.8
	500224738	5313115	NDELA S	2	0	49	44	89.8	0	58	39	67.2	7	60	28	46.7
	500228512	5313318	NGONYAMA H	2	0	22	22	100.0	3	20	19	95.0	1	18	18	100.0
	500493395	5313128	NKOMOSE SECONDARY SCHOOL	2					0	46	6	13.0	0	25	2	8.0
	500234247	5313116	NOKWEJA S	2	0	155	60	38.7	0	149	27	18.1	0	82	43	52.4
	500427461	5313416	NOMPUMELELO SS	1	0	84	58	69.0	0	52	39	75.0	8	56	38	67.9
	500235727	5313117	NONKWENKWANA S	2	4	40	14	35.0	20	21	9	42.9	2	23	11	47.8
	500308432	5313118	NTABANE H	2	0	100	66	66.0	3	85	31	36.5	13	67	23	34.3
	500239057	5313319	NTABENDE S	2	0	71	40	56.3	1	71	51	71.8	10	66	44	66.7
	500241055	5313320	NTWASAHLOBO S	2	0	31	15	48.4	2	15	13	86.7	5	8	7	87.5
	500249380	5313328	PHOLELA PUBLIC H	3	2	101	80	79.2	1	107	75	70.1	12	105	70	66.7
	500254301	5313321	QULASHE COMBINED	1	0	18	8	44.4	12	13	8	61.5	4	14	11	78.6
	500308284	5313329	RALPH HARDINGHAM S	1	0	84	35	41.7	5	78	32	41.0	22	37	20	54.1
	500427868	5313417	RIETVLEI SS	3	55	168	141	83.9	0	203	160	78.8	53	127	120	94.5
	500448588	5313211	SHAYAMOYA AREA S	3	10	304	205	67.4	0	359	273	76.0	15	183	161	88.0
	500323010	5313119	SINEVUSO S	2	0	92	31	33.7	18	92	40	43.5	19	76	30	39.5
	500427942	5313418	SINGISI COMP H	2	0	42	26	61.9	10	43	18	41.9	18	45	15	33.3
	500268065	5313323	SIQHOZA S	1	0	22	14	63.6	0	26	15	57.7	7	19	14	73.7
	500271469	5313120	SIZISIZWE S	1	0	74	34	45.9	3	90	47	52.2	4	69	49	71.0
	500271950	5313324	SKOFILL S	1	0	58	16	27.6	12	34	18	52.9	20	19	8	42.1
	500273874	5313325	SONYONGWANA H	2	67	137	58	42.3	0	60	42	70.0	24	81	73	90.1
	428238	5313426	ST MICHAELS	1									1	16	4	25.0
	500281237	5313121	THELAMUVA H	2	0	45	23	51.1	9	38	26	68.4	9	46	31	67.4

KWAZULU NATAL																	
District Name	EMIS No	Centre No	Centre Name	Quintile	2015				2016				2017			
					No Progressed	Wrote	Achieved	% Achieved	No Progressed	Wrote	Achieved	% Achieved	No Progressed	Wrote	Achieved	% Achieved
HARRY GWALA	500281866	5313205	THIBANE COMBINED	1	0	14	7	50.0	0	12	1	8.3	0	6	3	50.0
	500286676	5313123	UKUTHULA S	2	0	70	23	32.9	12	43	23	53.5	14	65	19	29.2
	500294964	5313127	WEBBSTOWN	2	0	55	21	38.2	3	44	15	34.1	15	32	13	40.6
	500298479	5313326	ZAKHEZULU H	2	0	26	3	11.5	0	22	11	50.0	4	12	2	16.7
	500429385	5313419	ZAMOKUHLE SS	1	0	48	32	66.7	0	45	30	66.7	0	62	35	56.5
	500299367	5313327	ZASHUKE H	1	0	35	26	74.3	6	55	23	41.8	9	32	24	75.0
	500429644	5313420	ZWELINZIMA SS	2	0	135	81	60.0	6	156	83	53.2	54	143	106	74.1
ILEMBE	500101195	5413301	AM MOOLA S	1	0	70	15	21.4	14	51	8	15.7	10	33	10	30.3
	500102416	5413201	AMAPHUPHESIZWE S	1	4	112	55	49.1	11	99	44	44.4	8	72	52	72.2
	500102675	5413101	AMATIGULU H	3	1	49	14	28.6	7	37	3	8.1	0	62	15	24.2
	500320494	5413102	BANGUNI SS	3	0	51	43	84.3	5	65	53	81.5	5	68	61	89.7
	500335294	5413302	CHIEF NGONYAMA S	2	0	70	25	35.7	0	93	19	20.4	10	58	30	51.7
	500120028	5413103	DARNALL S	4	40	73	61	83.6	8	84	56	66.7	13	47	39	83.0
	500334961	5413345	DUMANE COMMERCIAL H	1	10	30	5	16.7	8	26	8	30.8	6	19	8	42.1
	500141303	5413202	ESIQHOQHWENI JS	1	0	22	1	4.5	4	24	4	16.7	2	16	10	62.5
	500143745	5413203	EZITHABENI S	1	0	64	61	95.3	9	72	65	90.3	20	65	61	93.8
	500147556	5413303	GCINIMFUNDO S	1	0	63	29	46.0	9	67	20	29.9	21	36	13	36.1
	500323602	5413305	GIJIMANI S	1	0	37	25	67.6	1	44	14	31.8	17	26	12	46.2
	500149591	5413104	GLENHILLS S	4	0	151	127	84.1	9	169	124	73.4	6	121	90	74.4
	500152218	5413105	GROUTVILLE H	3	6	228	176	77.2	35	268	189	70.5	27	182	167	91.8
	500443630	5413347	GUZANA S	3	0	39	24	61.5	2	57	31	54.4	24	91	33	36.3
	500156251	5413204	HLANGABEZA H	1	2	59	28	47.5	21	64	13	20.3	38	34	19	55.9
	500157435	5413306	HLONIPHANI S	2	0	59	48	81.4	18	62	32	51.6	7	53	25	47.2
	500157472	5413205	HLONONO S	1	5	54	8	14.8	25	28	2	7.1	8	31	6	19.4
	500158989	5413138	HULETT COMBINED		0	17	17	100.0	5	19	15	78.9	1	16	14	87.5
	500159951	5413206	IKHUSANA COMBINED	1	30	60	7	11.7	2	29	14	48.3	10	28	22	78.6
	500320605	5413106	IMBUYISELO S	3	5	105	30	28.6	0	116	21	18.1	18	35	23	65.7
	500161283	5413107	IMPOQABULUNGU S	3	30	191	141	73.8	31	117	105	89.7	41	165	125	75.8
	500162837	5413307	INDUKWENTSHA S	1	0	18	1	5.6	1	30	5	16.7	9	17	10	58.8
	500163318	5413108	INGOBAMAKHOSI S	2	0	70	21	30.0	0	58	14	24.1	4	53	23	43.4
	500164206	5413207	INHLOKOZI H	1	0	24	7	29.2	8	14	14	100.0	8	9	9	100.0
	500323935	5413208	INKONJANE S	2	0	32	1	3.1	20	19	8	42.1	14	12	3	25.0
	500443149	5413139	INKOSI ALBERT LUTHULI S	3	1	134	36	26.9	142	200	10	5.0	24	6	4	66.7
	500167425	5413209	ISIBANISEZWE S	1	3	63	18	28.6	41	66	42	63.6	35	21	20	95.2
	500167758	5413308	ISIFISOSETHU SS	1	1	56	17	30.4	16	79	10	12.7	25	13	9	69.2
	500168387	5413109	ISINYABUSI H	3	1	244	39	16.0	0	182	86	47.3	10	171	64	37.4
	500171606	5413210	JONASE H	1	0	40	14	35.0	12	41	17	41.5	8	23	11	47.8
	500173604	5413309	KHANYISA S	2	0	30	16	53.3	9	31	16	51.6	13	17	10	58.8
	500174233	5413310	KHETHIMFUNDO S	2	2	37	22	59.5	2	35	10	28.6	0	24	22	91.7

KWAZULU NATAL																	
District Name	EMIS No	Centre No	Centre Name	Quintile	2015				2016				2017			
					No Progressed	Wrote	Achieved	% Achieved	No Progressed	Wrote	Achieved	% Achieved	No Progressed	Wrote	Achieved	% Achieved
ILEMBE	500177452	5413211	KRANSKOP H	2	16	154	55	35.7	14	115	64	55.7	2	104	89	85.6
	500443704	5413346	KWANGOZA S	1	18	41	19	46.3	5	41	6	14.6	6	26	7	26.9
	500183964	5413110	KWAVUSUMUZI H	3	1	181	117	64.6	36	172	108	62.8	24	169	96	56.8
	500185037	5413140	LAMBOTHI HIGH SCHOOL	2					0	71	31	43.7	0	116	55	47.4
	500320568	5413111	LETHITHEMBA S	2	0	17	2	11.8	0	22	1	4.5	11	13	7	53.8
	500186258	5413212	LETHUXOLO S	1	0	38	18	47.4	0	13	12	92.3	16	11	8	72.7
	500186443	5413311	LIHLITHEMBA S	3	1	149	94	63.1	67	196	90	45.9	35	137	86	62.8
	500188589	5413312	LUKHASA S	2	1	30	18	60.0	19	31	18	58.1	4	46	26	56.5
	500189884	5413313	MABAYANA S	2	0	52	28	53.8	0	45	12	26.7	3	54	11	20.4
	500190476	5413213	MACAPHUNA S	1	0	19	4	21.1	2	10	6	60.0	2	8	4	50.0
	500319680	5413112	MADLANGA JS	2	4	47	12	25.5	15	59	17	28.8	0	37	12	32.4
	500192659	5413314	MAGUDWINI JS	1	1	28	9	32.1	13	39	2	5.1	25	35	3	8.6
	500193584	5413315	MAHLUBE S	2									15	15	13	86.7
	500335257	5413316	MANABA S	1	0	6	1	16.7	7	15	15	100.0	0	13	5	38.5
	500196063	5413113	MANDINI ACADEMY	5	0	37	36	97.3	0	50	49	98.0	0	46	42	91.3
	500324009	5413214	MANGCENGEZA JS	1	0	47	14	29.8	10	26	22	84.6	13	19	13	68.4
	500302808	5413317	MANZINI S	1									1	9	2	22.2
	500200503	5413318	MASHIYAMAHLE S	2	0	216	160	74.1	1	213	197	92.5	14	231	207	89.6
	500201095	5413215	MASIWELA COMBINED	2	1	25	6	24.0	10	32	8	25.0	6	23	1	4.3
	500201872	5413114	MATHUBESIZWE H	3	13	265	116	43.8	36	215	78	36.3	12	117	87	74.4
	500204351	5413216	MBHEKAPHANSI H	1	0	87	26	29.9	10	90	32	35.6	10	88	32	36.4
	500205350	5413115	MBUYISELO H	3	2	81	29	35.8	3	87	21	24.1	17	57	34	59.6
	500207163	5413217	MEHLOMLUNGU JS	1	0	71	43	60.6	11	71	41	57.7	5	80	72	90.0
	500207644	5413218	MENYEZWAYO S	1	0	31	14	45.2	7	31	10	32.3	7	22	18	81.8
	500209087	5413116	MGANDENI H	2	0	93	35	37.6	50	101	41	40.6	20	50	32	64.0
	500323824	5413219	MQUNGEBE S	2	0	40	26	65.0	16	23	23	100.0	15	23	13	56.5
	500218411	5413319	MSHIYANE H	1	4	40	3	7.5	0	21	2	9.5	6	6	1	16.7
	500219077	5413117	MTHENGENI H	3	2	135	76	56.3	8	209	87	41.6	0	100	77	77.0
	500222222	5413320	MZINGEZWI S	1	0	77	10	13.0	0	107	24	22.4	0	56	31	55.4
	500323787	5413220	MZOBANZI JS	3	0	42	25	59.5	17	40	21	52.5	4	29	19	65.5
	500225589	5413118	NDONDAKUSUKA SS	3	15	52	13	25.0	6	58	20	34.5	18	42	20	47.6
	500326599	5413221	NDUKENDE S	1	22	22	17	77.3	3	44	22	50.0	8	43	17	39.5
	500227698	5413222	NGCOLOSI S	2	26	47	8	17.0	23	55	15	27.3	7	38	11	28.9
	500227661	5413321	NGCONGANGCONGA H	1	0	61	26	42.6	14	34	21	61.8	20	29	8	27.6
	500228845	5413223	NGQOKWANE H	1	26	50	18	36.0	12	17	8	47.1	4	19	15	78.9
	500228993	5413322	NGUNGWINI S	1	0	37	18	48.6	21	67	13	19.4	12	43	32	74.4
	500231250	5413323	NJUBANJUBA S	2	0	48	33	68.8	0	58	37	63.8	0	40	23	57.5
	500233359	5413119	NKWENKWEZI S	3	8	214	47	22.0	2	155	49	31.6	43	79	29	36.7
	500234839	5413324	NOMBIKA S	3	7	118	68	57.6	2	74	52	70.3	20	140	86	61.4

KWAZULU NATAL																
District Name	EMIS No	Centre No	Centre Name	Quintile	2015				2016				2017			
					No Progressed	Wrote	Achieved	% Achieved	No Progressed	Wrote	Achieved	% Achieved	No Progressed	Wrote	Achieved	% Achieved
ILEMBE	500235653	5413120	NONHLEVU S	3	2	305	170	55.7	73	265	145	54.7	0	210	163	77.6
	500237244	5413325	NQAKATHELA S	2	0	44	32	72.7	1	73	42	57.5	20	49	38	77.6
	500239094	5413326	NTABINAMAFUTHA S	2	0	20	10	50.0	17	26	8	30.8	11	15	7	46.7
	500245347	5413328	OUR LADY OF THE ROSARY S	2	0	61	51	83.6	3	65	54	83.1	5	83	71	85.5
	500335442	5413225	PHAKATHWAYO JS	1	0	34	16	47.1	22	76	27	35.5	38	41	11	26.8
	500248492	5413226	PHEZUKOMKHONO H	1	11	60	28	46.7	6	47	23	48.9	35	47	33	70.2
	500302882	5413329	PHUZULWAZI S	1	0	18	5	27.8	3	19	9	47.4	8	21	12	57.1
	500252081	5413330	QALAKAHLE H	2	0	73	52	71.2	0	107	84	78.5	11	72	41	56.9
	500253450	5413331	QINISANI H	2	9	100	60	60.0	4	173	90	52.0	4	135	91	67.4
	500253931	5413121	QOQULWAZI S	2	1	75	48	64.0	8	72	39	54.2	4	51	22	43.1
	500254375	5413227	QWABE S	1	0	90	16	17.8	0	80	27	33.8	20	74	19	25.7
	500100011	5413228	SABUYAZE H	1	21	75	48	64.0	21	107	73	68.2	39	60	34	56.7
	500257594	5413229	SAKHISIZWE H	1	41	86	37	43.0	41	70	35	50.0	15	35	30	85.7
	500261220	5413122	SHAKASKRAAL S	4	1	142	68	47.9	63	109	58	53.2	5	90	72	80.0
	500261701	5413123	SHEKEMBULA H	3	0	90	47	52.2	0	99	60	60.6	0	111	50	45.0
	500339919	5413332	SIBONGINHLANHLA S	1	1	18	8	44.4	4	17	7	41.2	7	9	3	33.3
	500302475	5413230	SIKHONJWA SS	1	0	45	10	22.2	3	62	17	27.4	2	36	10	27.8
	500265216	5413124	SIKHUTHELE H	2	2	64	33	51.6	33	69	26	37.7	7	35	24	68.6
	500266178	5413333	SIMUNYE S	2	0	61	8	13.1	1	58	6	10.3	23	17	8	47.1
	500323639	5413231	SINENHLANHLA S	1	2	81	49	60.5	46	60	34	56.7	8	59	56	94.9
	500267584	5413125	SIPHIWE S	1	0	23	6	26.1	0	36	7	19.4	0	25	15	60.0
	500267547	5413232	SIPINHLANHLA H	1	9	23	11	47.8	8	8	4	50.0	16	12	7	58.3
	500268213	5413334	SISEBENZILE S	3	1	61	56	91.8	0	87	82	94.3	56	68	59	86.8
	500270174	5413335	SIYAPHUMULA S	2	0	63	18	28.6	1	84	23	27.4	6	51	27	52.9
	500271062	5413336	SIZAMISENI S	1	0	19	3	15.8	6	25	0	0.0	2	16	2	12.5
	500273356	5413126	SOMSHOKO S	3	3	22	4	18.2	7	52	12	23.1	0	42	8	19.0
	500274059	5413337	SOTOBE H	2	3	42	8	19.0	0	37	10	27.0	0	28	12	42.9
	500277167	5413127	STANGER H	4	6	160	136	85.0	11	147	125	85.0	3	88	72	81.8
	500277315	5413129	STANGER MANOR S	5	4	232	196	84.5	6	193	154	79.8	3	213	166	77.9
	500277204	5413128	STANGER ML SULTAN S	4	0	257	100	38.9	10	257	128	49.8	37	129	79	61.2
	500277500	5413130	STANGER S	4	2	184	145	78.8	19	214	160	74.8	26	127	95	74.8
	500277537	5413131	STANGER SOUTH S	4	2	66	55	83.3	25	110	93	84.5	23	96	84	87.5
	500312391	5413233	THANDAYIPHI JS	1	24	28	1	3.6	3	10	1	10.0	0	10	0	0.0
	500240389	5413234	THEO HLALANATHI S	1	0	23	6	26.1	0	33	13	39.4	20	20	9	45.0
	500283383	5413137	THUKELA S	3	0	157	104	66.2	56	115	77	67.0	27	95	68	71.6
	500284900	5413132	TSHANA H	3	21	116	68	58.6	30	68	45	66.2	13	55	35	63.6
	500285159	5413133	TSHELENKOSI S	4	13	126	77	61.1	35	118	76	64.4	44	86	68	79.1
	500285344	5413235	TSHUTSHUTSHU S	1	42	66	56	84.8	5	72	62	86.1	5	80	64	80.0
	500285492	5413134	TUGELA S	3	0	84	75	89.3	2	119	97	81.5	4	126	118	93.7

KWAZULU NATAL																	
District Name	EMIS No	Centre No	Centre Name	Quintile	2015				2016				2017			
					No Progressed	Wrote	Achieved	% Achieved	No Progressed	Wrote	Achieved	% Achieved	No Progressed	Wrote	Achieved	% Achieved
ILEMBE	500285899	5413338	UBUHLEBESIZWE JS	1	1	83	43	51.8	30	79	61	77.2	26	86	48	55.8
	500286121	5413135	UDUMO H	3	0	130	57	43.8	78	208	90	43.3	15	84	67	79.8
	500302734	5413237	UKUKHANYAKWEZWE JS	1	46	44	39	88.6	1	50	45	90.0	18	45	35	77.8
	500335516	5413339	UKUZAMAKWETHU S	2	5	31	5	16.1	12	22	8	36.4	5	18	5	27.8
	500289821	5413238	UMZWANGEDWA H	1	1	28	18	64.3	7	23	5	21.7	5	25	10	40.0
	500290746	5413340	UYIKHULU S	1	0	20	3	15.0	3	33	2	6.1	0	24	8	33.3
	500291301	5413239	VELANGEZWI H	1	1	76	33	43.4	13	74	37	50.0	7	77	31	40.3
	500293188	5413240	VUKILE H	2	0	198	179	90.4	2	161	153	95.0	5	211	193	91.5
	500297332	5413342	WOSIYANE S	1	17	27	5	18.5	11	45	10	22.2	6	15	4	26.7
	500320642	5413136	ZAKARIYYA MUSLIM		0	17	17	100.0	0	26	24	92.3	0	29	26	89.7
	500299589	5413241	ZEPHANIA S	2	0	68	32	47.1	1	55	51	92.7	4	53	48	90.6
KING CETSHWAYO	500101306	5113238	AMABUYE S	2	0	77	27	35.1	4	79	30	38.0	35	38	27	71.1
	500102120	5113401	AMANGWE H	3	2	81	40	49.4	38	26	23	88.5	22	30	24	80.0
	500102453	5113301	AMAPHUTHU H	1	0	43	15	34.9	1	23	13	56.5	0	42	25	59.5
	500308876	5113302	AMAZONDI JS	1	0	63	19	30.2	2	101	19	18.8	0	40	20	50.0
	500319902	5113402	AQUADENE S	5	1	107	70	65.4	4	157	134	85.4	7	126	103	81.7
	500104747	5113101	BAGIBILE H	2	1	69	52	75.4	15	45	38	84.4	16	41	38	92.7
	500104969	5113403	BALONDO H	3	0	63	15	23.8	8	32	18	56.3	9	47	39	83.0
	500342250	5113102	BATSHAZWAYO S	1	0	23	3	13.0	0	10	1	10.0	3	10	5	50.0
	500338772	5113103	BHAMU H	2	1	12	6	50.0	0	13	10	76.9	17	5	4	80.0
	500108521	5113104	BHEKESHOWE H	2	0	67	29	43.3	34	81	43	53.1	14	67	40	59.7
	500108595	5113405	BHEKIKUSASA H	2	0	48	42	87.5	13	53	50	94.3	0	66	61	92.4
	500306582	5113406	BHEKUKWAZI S	2	0	69	13	18.8	20	42	20	47.6	3	39	32	82.1
	500109557	5113303	BHILIBANA JS	1	2	84	7	8.3	0	19	8	42.1	0	28	11	39.3
	500109964	5113304	BHUQWINI H	1	0	61	20	32.8	3	52	30	57.7	10	38	37	97.4
	500492988	5113477	BIRDSVIEW ACADEMY		0	20	20	100.0	0	20	20	100.0	0	23	22	95.7
	500448514	5113478	BIRDSWOOD S	4	0	59	58	98.3	7	113	94	83.2	0	66	61	92.4
	500110371	5113305	BIZIMALI H	1	1	422	332	78.7	9	453	394	87.0	21	461	406	88.1
	500115033	5113407	CEBISA H	2	0	32	22	68.8	5	59	20	33.9	10	27	19	70.4
	500121952	5113201	DLAMVUZO SS	5	0	120	63	52.5	89	126	46	36.5	83	141	100	70.9
	500121989	5113202	DLANGEZWA H	4	0	136	85	62.5	3	191	115	60.2	8	175	137	78.3
	500122026	5113408	DLEMUDLEMU S	2	0	66	54	81.8	8	89	69	77.5	0	69	63	91.3
	500324897	5113144	DLOZILESIZWE COMBINED SCHOOL	1									0	12	6	50.0
	500122655	5113409	DONDOTHA H	3	0	71	19	26.8	44	43	20	46.5	13	31	20	64.5
	500123099	5113410	DOVER COMBINED	3	0	99	69	69.7	7	82	58	70.7	20	46	43	93.5
	500256965	5113306	DR SJ BALOYI	2	0	131	69	52.7	28	182	98	53.8	14	190	92	48.4
	500124172	5113411	DUMANIKAHLE H	2	68	101	47	46.5	42	119	61	51.3	1	106	73	68.9
	500128834	5113412	EKUPHELENI S	3	21	136	89	65.4	33	114	100	87.7	27	151	137	90.7
	500129648	5113413	ELANGENI S	1	0	63	53	84.1	6	79	65	82.3	10	63	48	76.2

KWAZULU NATAL																	
District Name	EMIS No	Centre No	Centre Name	Quintile	2015				2016				2017			
					No Progressed	Wrote	Achieved	% Achieved	No Progressed	Wrote	Achieved	% Achieved	No Progressed	Wrote	Achieved	% Achieved
KING CETSHWAYO	500319310	5113414	EMKHAYIDENI TECHNICAL H	3	0	133	104	78.2	19	110	86	78.2	41	113	77	68.1
	500133681	5113415	EMONDINI H	3	0	190	43	22.6	0	143	44	30.8	0	153	43	28.1
	500133755	5113203	EMOYENI H	3	0	67	27	40.3	3	51	15	29.4	9	43	23	53.5
	500133866	5113416	EMPANGENI H	5	0	201	193	96.0	1	205	195	95.1	9	195	176	90.3
	500135050	5113308	EMTHUNGWENI H	1	0	85	6	7.1	3	84	11	13.1	2	51	4	7.8
	500135679	5113417	ENCUTSHINI H	2	0	29	8	27.6	16	15	7	46.7	10	6	5	83.3
	500136974	5113418	ENHLANGWINI S	2	0	40	25	62.5	3	57	33	57.9	8	36	19	52.8
	500138343	5113419	ENTEMBENI H	2	3	76	25	32.9	0	46	17	37.0	9	50	23	46.0
	500139823	5113105	ESHOWE H	5	0	133	132	99.2	0	108	108	100.0	1	114	114	100.0
	500143005	5113204	EZAKHELENI H	1	0	102	91	89.2	3	142	115	81.0	38	81	74	91.4
	500143264	5113420	EZIGQIZWENI H	1	5	57	18	31.6	14	46	35	76.1	16	39	33	84.6
	500143856	5113421	EZWENILETHU S	2	0	35	14	40.0	13	21	20	95.2	8	24	21	87.5
	500320235	5113106	GALA H	1	0	17	3	17.6	6	28	4	14.3	4	23	7	30.4
	500147223	5113107	GAWOZI S	3	0	183	75	41.0	1	106	82	77.4	35	116	76	65.5
	500306656	5113108	GCWALULWAZI H	4	1	162	136	84.0	0	186	136	73.1	2	119	94	79.0
	500148703	5113422	GIJIMANA SS	2	0	51	21	41.2	61	64	31	48.4	17	43	25	58.1
	500150442	5113309	GODIDE H	1	1	70	26	37.1	15	86	42	48.8	8	32	14	43.8
	500153729	5113310	GOLOZELA S	1	1	184	81	44.0	36	191	85	44.5	35	169	129	76.3
	500151367	5113109	GQOKINSIMBI JS	2	0	122	115	94.3	11	128	117	91.4	71	108	96	88.9
	500151404	5113423	GQOKUBUKHOSI S	1	1	24	9	37.5	3	15	7	46.7	10	19	9	47.4
	500317867	5113110	GWEBUSHE JS	2	1	34	6	17.6	1	41	8	19.5	1	28	3	10.7
	500401820	5113476	GWEJOBOMVU JS	4	1	154	129	83.8	45	161	127	78.9	33	67	54	80.6
	500320420	5113111	HHASHI S	2	0	29	16	55.2	0	27	15	55.6	0	15	11	73.3
	500156029	5113205	HLAKANIPHANI S	3	0	52	21	40.4	41	70	34	48.6	25	46	33	71.7
	500156214	5113206	HLAMVANA S	5	0	213	95	44.6	61	151	110	72.8	17	103	73	70.9
	500157731	5113424	HLUMA S	3	0	128	109	85.2	13	113	98	86.7	6	124	77	62.1
	500159655	5113425	IHAWULETHU S	2	0	125	45	36.0	3	116	52	44.8	36	91	38	41.8
	500319384	5113239	IKHANDLELA JS	4	1	312	187	59.9	227	211	146	69.2	77	134	80	59.7
	500161098	5113112	IMPANDE H	2	0	44	29	65.9	3	55	41	74.5	25	48	35	72.9
	500161986	5113426	INCAPHAYI H	2	11	42	21	50.0	3	26	15	57.7	11	37	22	59.5
	500164317	5113207	INIWE S	3	0	29	22	75.9	2	39	32	82.1	0	51	25	49.0
	500319828	5113208	ISANDLWANA S	5	0	105	73	69.5	24	99	77	77.8	9	96	82	85.4
	500168054	5113209	ISIKHALASENKOSI JS	2	0	52	7	13.5	7	26	12	46.2	15	33	12	36.4
	500168424	5113427	ISIPHEPHELO H	3	0	81	43	53.1	19	62	48	77.4	0	71	57	80.3
	500234728	5113428	ISULOMPHAKATHI S	2	0	98	12	12.2	21	80	37	46.3	16	33	17	51.5
	500169497	5113312	ITHALA H	1	0	50	39	78.0	9	67	43	64.2	6	78	63	80.8
	170311	5113482	IZIBUKO SEC SCHOOL	3									0	45	24	53.3
	500171458	5113429	JOHN ROSS COLLEGE	5	0	210	169	80.5	4	158	134	84.8	0	146	122	83.6
	500306841	5113430	KHANYISELISIZWE H	2	1	124	37	29.8	0	99	54	54.5	3	73	47	64.4

KWAZULU NATAL																	
District Name	EMIS No	Centre No	Centre Name	Quintile	2015				2016				2017			
					No Progressed	Wrote	Achieved	% Achieved	No Progressed	Wrote	Achieved	% Achieved	No Progressed	Wrote	Achieved	% Achieved
KING CETSHWAYO	500174714	5113431	KHOMBINDLELA H	4	12	201	170	84.6	39	251	219	87.3	42	228	187	82.0
	500174973	5113210	KHULA H	4	5	224	118	52.7	27	154	103	66.9	21	128	105	82.0
	500175898	5113313	KING CETSHWAYO S	1	0	48	12	25.0	7	46	18	39.1	0	44	7	15.9
	500178488	5113432	KWANXUSA H	3	0	129	79	61.2	13	141	83	58.9	0	105	99	94.3
	500185407	5113433	LANGALIBOMVU H	1	0	70	37	52.9	11	46	23	50.0	23	78	50	64.1
	500186776	5113434	LINDINKOSI S	3	0	15	12	80.0	0	23	18	78.3	0	15	13	86.7
	500326782	5113435	LIZWI S	4	0	145	94	64.8	45	153	96	62.7	12	69	64	92.8
	500188885	5113314	LUSHABA S	1	1	82	68	82.9	12	92	82	89.1	1	143	132	92.3
	500191882	5113113	MAFUNDA S	1	1	105	53	50.5	8	119	45	37.8	5	63	36	57.1
	500341251	5113114	MAGEMFANE H	1	0	75	6	8.0	5	72	8	11.1	13	47	8	17.0
	500192548	5113315	MAGQAMA H	1	2	44	14	31.8	10	34	19	55.9	1	31	27	87.1
	500306952	5113211	MAJIYA S	2	0	127	98	77.2	0	92	67	72.8	27	114	86	75.4
	500315573	5113115	MANDLOSUTHU S	2	0	24	6	25.0	3	15	1	6.7	0	6	4	66.7
	500197284	5113436	MANQAMU H	2	0	144	72	50.0	16	154	82	53.2	34	102	70	68.6
	500197617	5113116	MANXELE S	2	0	27	0	0.0	11	24	5	20.8	11	10	2	20.0
	500198172	5113437	MANZIMHLOPHE H	2	0	89	31	34.8	10	57	31	54.4	14	52	38	73.1
	500200059	5113438	MASAKHANE H	3	0	82	32	39.0	25	104	34	32.7	11	44	29	65.9
	500200207	5113212	MASHANANDANE S	1	0	105	21	20.0	17	83	46	55.4	2	61	30	49.2
	500200392	5113316	MASHINGA H	1	4	108	57	52.8	5	64	32	50.0	0	47	36	76.6
	500200725	5113317	MASHUSHU H	1	0	39	1	2.6	3	45	15	33.3	3	54	10	18.5
	500124283	5113213	MATAMZANA DUBE S	3	0	156	92	59.0	103	170	83	48.8	71	66	39	59.1
	500311688	5113117	MATHEKU S	3	0	100	18	18.0	27	69	34	49.3	22	63	38	60.3
	500201761	5113318	MATHOLAMNYAMA S	1	0	74	61	82.4	2	115	100	87.0	5	98	80	81.6
	500202575	5113118	MAVUMENGWANE H	1	0	91	53	58.2	8	122	81	66.4	1	87	56	64.4
	500342916	5113319	MBANGAYIYA JS	1	0	23	15	65.2	6	52	43	82.7	5	36	30	83.3
	500203944	5113320	MBATSHAZWA S	1	0	54	13	24.1	9	37	5	13.5	0	25	13	52.0
	500204536	5113321	MBIZWE H	2	0	53	11	20.8	0	26	6	23.1	1	20	15	75.0
	500205202	5113439	MBUSOWABATHETHWA SS	3	0	92	69	75.0	50	78	59	75.6	32	60	43	71.7
	500205387	5113214	MBUYISENI H	3	0	61	48	78.7	0	39	37	94.9	13	44	41	93.2
	500205498	5113215	MCABANGO H	3	0	72	19	26.4	15	91	21	23.1	0	60	31	51.7
	500208125	5113440	MEVAMHLOPHE H	3	0	66	58	87.9	25	67	60	89.6	31	74	71	95.9
	500320013	5113441	MFANISO S	3	0	22	4	18.2	0	26	17	65.4	12	20	14	70.0
	500209420	5113442	MGEZENI H	2	0	287	270	94.1	0	459	417	90.8	1	429	362	84.4
	500209531	5113119	MGITSHWA H	2	0	149	81	54.4	90	111	85	76.6	38	146	84	57.5
	500401894	5113216	MJABULISENI S	1	1	114	17	14.9	15	66	35	53.0	38	41	30	73.2
	500212084	5113443	MKHOMBISI H	2	0	102	25	24.5	15	59	22	37.3	0	43	43	100.0
	500212195	5113444	MKHONTO H	2	0	24	13	54.2	14	24	17	70.8	18	20	17	85.0
	500308913	5113322	MLOYISWA JS	2	5	55	25	45.5	5	45	30	66.7	5	64	49	76.6
	500307137	5113445	MNINGI H	2	19	267	212	79.4	4	265	197	74.3	5	268	268	100.0

KWAZULU NATAL																	
District Name	EMIS No	Centre No	Centre Name	Quintile	2015				2016				2017			
					No Progressed	Wrote	Achieved	% Achieved	No Progressed	Wrote	Achieved	% Achieved	No Progressed	Wrote	Achieved	% Achieved
KING CETSHWAYO	500213601	5113323	MNQANDI H	2	0	62	21	33.9	14	95	25	26.3	11	53	30	56.6
	500213934	5113324	MNYAKANYA H	2	1	131	38	29.0	62	110	18	16.4	21	41	24	58.5
	500216302	5113446	MPEPHOSE S	2	1	86	38	44.2	25	79	20	25.3	13	66	27	40.9
	500216339	5113325	MPHAHLENI S	2	0	42	8	19.0	1	22	6	27.3	1	15	7	46.7
	500304843	5113326	MPHATHESITHA JS	2	5	115	55	47.8	4	98	43	43.9	18	56	54	96.4
	500216524	5113327	MPHEMBA H	2	0	143	31	21.7	60	137	48	35.0	25	155	80	51.6
	500219225	5113328	MTHIYAQHWA S	2	0	252	105	41.7	28	236	109	46.2	11	119	81	68.1
	500303437	5113447	MTHONJANENI H	3	0	87	40	46.0	17	72	42	58.3	15	61	34	55.7
	500220224	5113217	MTHUNZINI H	2	1	77	50	64.9	80	65	51	78.5	95	64	54	84.4
	500220594	5113480	MUNDI SECONDARY SCHOOL	2					0	11	9	81.8	1	10	5	50.0
	500213786	5113218	MUNTONOKUDLA S	3	2	131	35	26.7	39	113	37	32.7	32	60	43	71.7
	500221593	5113329	MVUTSHINI H	1	1	100	30	30.0	2	53	35	66.0	12	64	48	75.0
	500224923	5113219	NDESHENI H	3	0	92	50	54.3	27	36	29	80.6	14	77	45	58.4
	500225182	5113448	NDLABEYILANDULA S	2	0	99	47	47.5	42	85	32	37.6	5	57	23	40.4
	500225441	5113121	NDLONGOLWANE H	1	0	73	40	54.8	13	49	25	51.0	8	38	25	65.8
	500225515	5113122	NDLUYESILO H	2	0	87	15	17.2	2	66	11	16.7	20	21	6	28.6
	500228475	5113330	NGONO S	1	0	395	156	39.5	40	379	202	53.3	3	392	212	54.1
	500229289	5113331	NGWEKAZI H	2	5	89	42	47.2	20	92	68	73.9	24	93	78	83.9
	500229400	5113220	NGWENYA S	3	0	25	15	60.0	4	24	13	54.2	2	26	14	53.8
	500230547	5113449	NHLOYANA S	2	0	71	34	47.9	2	31	26	83.9	6	53	17	32.1
	500231139	5113222	NJINGILI S	2	0	43	13	30.2	14	41	17	41.5	12	33	20	60.6
	500231583	5113333	NKANDLA S	2	0	98	35	35.7	8	74	33	44.6	2	41	21	51.2
	500231731	5113334	NKANYISO H	1	0	51	19	37.3	14	54	15	27.8	8	47	14	29.8
	500232767	5113450	NKOSITHANDILE S	2	0	162	132	81.5	109	165	156	94.5	10	160	142	88.8
	500319754	5113223	NOGABISELA H	2	0	47	29	61.7	14	65	55	84.6	23	37	28	75.7
	500234062	5113123	NOKHALELA H	1	0	46	10	21.7	0	61	17	27.9	34	24	11	45.8
	500311725	5113124	NOMAQONI JS	2	9	29	10	34.5	7	15	7	46.7	11	12	8	66.7
	500235172	5113125	NOMAYACA H	2	0	121	73	60.3	17	134	87	64.9	19	112	91	81.3
	500235505	5113335	NONGAMLANA H	1	29	65	27	41.5	16	45	20	44.4	18	55	24	43.6
	500235616	5113451	NONGWELEZA H	3	2	110	79	71.8	22	125	66	52.8	11	161	67	41.6
	500324749	5113126	NOQANDELA JS	1	4	24	3	12.5	5	39	6	15.4	25	13	4	30.8
	500309468	5113336	NQAMANA JS	1									0	15	1	6.7
	500237540	5113127	NQUMIZWE S	2	15	65	27	41.5	34	74	28	37.8	16	46	28	60.9
	500238872	5113128	NTABANTUZUMA H	2	0	129	114	88.4	24	156	118	75.6	42	103	81	78.6
	500240315	5113452	NTONGANDE H	3	0	181	74	40.9	89	156	89	57.1	45	98	74	75.5
	500242165	5113224	NZUZA S	2	0	91	4	4.4	1	58	28	48.3	0	46	28	60.9
	500242461	5113453	OBUKA SS	1	2	60	41	68.3	3	51	49	96.1	0	55	47	85.5
	500243608	5113454	OLD MILL H	5	0	210	158	75.2	12	197	159	80.7	53	175	129	73.7
	500243904	5113225	ONGOYE S	3	7	138	86	62.3	39	166	57	34.3	58	101	61	60.4

KWAZULU NATAL																	
District Name	EMIS No	Centre No	Centre Name	Quintile	2015				2016				2017			
					No Progressed	Wrote	Achieved	% Achieved	No Progressed	Wrote	Achieved	% Achieved	No Progressed	Wrote	Achieved	% Achieved
KING CETSHWAYO	500319458	5113129	PHANGIFA COM-TECH	2	0	68	8	11.8	3	16	5	31.3	4	29	18	62.1
	500248122	5113338	PHEMBELA S	1	0	24	8	33.3	4	22	18	81.8	4	10	7	70.0
	500248862	5113339	PHINDIZWE H	1	0	42	8	19.0	3	8	1	12.5	0	17	8	47.1
	500248936	5113130	PHINDULIMI H	2	2	52	24	46.2	15	51	24	47.1	0	51	31	60.8
	500249861	5113455	PHUMOSIZINI S	2	0	16	11	68.8	0	13	5	38.5	15	15	14	93.3
	500445961	5113142	PRINCESS LANGAZANA S	2	0	49	39	79.6	0	35	28	80.0	17	38	31	81.6
	500494616	5113242	QALAKABUSHA SECONDARY SCHOOL	3					0	12	2	16.7	0	14	6	42.9
	500252377	5113226	QANTAYI H	3	0	98	29	29.6	64	102	36	35.3	46	51	38	74.5
	500252636	5113227	QHAKAZA S	3	0	141	122	86.5	15	167	110	65.9	26	165	110	66.7
	500252673	5113456	QHAMUKA S	3	0	103	79	76.7	4	89	58	65.2	14	68	51	75.0
	500253598	5113457	QONDINDLELA S	2	0	26	20	76.9	4	28	10	35.7	7	13	6	46.2
	500255411	5113458	RICHARDS BAY S	5	1	201	104	51.7	0	107	74	69.2	0	139	74	53.2
	500255448	5113459	RICHARDSBAAI H	5	0	178	170	95.5	0	153	153	100.0	0	169	164	97.0
	500491434	5113479	RICHEM S		0	39	39	100.0	2	86	81	94.2	8	59	54	91.5
	500260295	5113341	SENZAKAHLE JS	2	5	28	10	35.7	2	25	12	48.0	8	10	5	50.0
	500309542	5113342	SENZELA JS	1	2	30	9	30.0	0	18	8	44.4	2	23	10	43.5
	500259185	5113460	SIBEKEZELE S	2	0	65	59	90.8	3	32	30	93.8	19	41	35	85.4
	500262774	5113343	SIBHAKABHAKA S	1	0	28	1	3.6	0	12	1	8.3	0	21	2	9.5
	500262811	5113228	SIBHAKUZA S	1	0	105	12	11.4	25	64	34	53.1	45	69	42	60.9
	500263440	5113461	SIBONOKUHLE H	3	0	124	90	72.6	10	103	79	76.7	28	85	71	83.5
	500319865	5113229	SIHUBELA S	2	0	45	25	55.6	1	66	35	53.0	17	33	14	42.4
	500265068	5113240	SIKHULANGEMFUNDO JS	4	0	150	105	70.0	8	65	48	73.8	15	118	75	63.6
	500266844	5113462	SINQOBILE H	2	0	30	26	86.7	13	32	26	81.3	0	36	31	86.1
	500342694	5113131	SIPHOSETHU H	2	0	52	18	34.6	5	62	49	79.0	16	39	35	89.7
	500267843	5113132	SIPHOSO S	2	0	55	29	52.7	22	53	34	64.2	25	44	33	75.0
	500499389	5113481	SIPHUMELELE SECONDARY SCHOOL	3					9	62	35	56.5	6	92	36	39.1
	500268657	5113463	SITHEKU H	2	6	120	27	22.5	46	62	20	32.3	33	14	8	57.1
	500269434	5113230	SIYABONGA S	2	0	42	16	38.1	4	24	15	62.5	5	14	6	42.9
	500307507	5113464	SIZAKAHLE JS	3	0	53	38	71.7	2	51	25	49.0	2	38	25	65.8
	500309505	5113344	SIZWESONKE JS	1	0	24	5	20.8	1	11	9	81.8	9	11	8	72.7
	500275243	5113465	ST CATHERINES H		0	14	14	100.0	1	20	20	100.0	0	11	11	100.0
	500278869	5113133	SUNNYDALE S	4	0	110	87	79.1	9	105	91	86.7	0	86	74	86.0
	500285418	5113241	THAMBOLINI JS	3	3	50	30	60.0	53	64	38	59.4	60	39	24	61.5
	500280682	5113466	THANDUYISE H	4	0	91	56	61.5	17	66	40	60.6	12	59	40	67.8
	500282791	5113467	THOLOKUHLE S	4	1	147	127	86.4	11	199	182	91.5	0	243	221	90.9
	500284049	5113231	TISAND TECHNICAL H	4	0	122	68	55.7	12	106	69	65.1	34	78	55	70.5
	500285122	5113468	TSHELAMANZI S	3	0	32	10	31.3	28	34	5	14.7	9	8	8	100.0
	500285603	5113134	UBAMBISWANO H	4	1	52	35	67.3	50	39	34	87.2	4	34	30	88.2
	500287009	5113469	UMBIYA S	2	0	131	34	26.0	7	114	61	53.5	18	97	71	73.2

KWAZULU NATAL																	
District Name	EMIS No	Centre No	Centre Name	Quintile	2015				2016				2017			
					No Progressed	Wrote	Achieved	% Achieved	No Progressed	Wrote	Achieved	% Achieved	No Progressed	Wrote	Achieved	% Achieved
KING CETSHWAYO	500287157	5113232	UMDLAMFE S	4	0	175	72	41.1	44	126	97	77.0	32	115	100	87.0
	500401857	5113470	UMKHOSI H	2	0	37	8	21.6	8	31	20	64.5	9	17	12	70.6
	500307581	5113135	UMPHEZENI S	2	0	14	13	92.9	14	38	8	21.1	45	18	4	22.2
	500234580	5113345	UMZIKAZI H	1	0	99	47	47.5	6	109	72	66.1	8	83	46	55.4
	500290117	5113233	UPHINDO S	3	0	40	22	55.0	18	55	31	56.4	16	20	17	85.0
	500290672	5113136	UYAYA S	1	9	24	8	33.3	9	15	11	73.3	4	15	7	46.7
	500290709	5113471	UYENGO S	3	2	157	69	43.9	34	186	95	51.1	0	84	78	92.9
	500291190	5113137	VELAMUVA H	2	0	42	10	23.8	4	45	23	51.1	0	36	28	77.8
	500291264	5113346	VELANGAYE H	1	0	308	234	76.0	0	347	307	88.5	2	258	227	88.0
	500293484	5113347	VULEKA SCHOOL FOR THE DEAF		0	4	2	50.0	0	8	1	12.5	0	13	4	30.8
	500295149	5113472	WELABASHA H	2	1	227	218	96.0	19	190	184	96.8	1	194	191	98.5
	500297887	5113138	YAMELA S	2	0	57	48	84.2	12	53	45	84.9	21	45	41	91.1
	500297924	5113473	YANGUYE H	2	5	119	11	9.2	5	56	13	23.2	16	18	11	61.1
	500298368	5113474	ZAKHEKAHLE S	2	0	32	8	25.0	8	33	20	60.6	20	42	24	57.1
	500307729	5113234	ZENZELENI MASHAMASE S	2	0	91	35	38.5	28	59	37	62.7	27	63	27	42.9
	500300329	5113235	ZIMEME H	1	0	35	4	11.4	21	25	4	16.0	3	19	19	100.0
	500300514	5113236	ZINQOBELE S	1	0	129	3	2.3	49	80	7	8.8	27	43	12	27.9
	500300699	5113475	ZIPHOZONKE H	3	0	115	101	87.8	2	101	94	93.1	7	74	71	95.9
	500300884	5113237	ZITHUME H	2	0	16	4	25.0	24	32	5	15.6	27	20	5	25.0
	500301994	5113139	ZWELITHINI H	4	0	120	88	73.3	9	133	110	82.7	0	90	65	72.2
PINETOWN	500100640	5412101	ALBINI H	3	0	126	111	88.1	0	114	94	82.5	15	128	113	88.3
	500101232	5412446	AM MOOLLA SPES NOVA		2	5	5	100.0	0	4	4	100.0	0	2	2	100.0
	500101935	5412301	AMANDLETHU S	3	18	375	151	40.3	43	370	172	46.5	6	106	93	87.7
	500102305	5412401	AMAOTI NO 3 COMBINED	3	9	65	51	78.5	2	50	42	84.0	10	51	42	82.4
	500102860	5412201	AMATSHEZULU H	3	4	133	67	50.4	33	153	76	49.7	33	127	67	52.8
	500104525	5412403	AVONFORD S	5	0	69	40	58.0	9	67	57	85.1	3	87	71	81.6
	500107078	5412404	BELVERTON S	4	15	109	94	86.2	0	131	126	96.2	0	111	110	99.1
	500108891	5412302	BHEKISISA H	4	11	59	19	32.2	26	27	12	44.4	2	26	23	88.5
	500249047	5412405	BROOKDALE S	5	0	107	70	65.4	4	73	69	94.5	11	72	59	81.9
	500112961	5412406	BUFFELSDALE S	5	0	54	39	72.2	4	48	38	79.2	3	59	55	93.2
	500179080	5412102	BUHLEBEMFUNDO S	4	0	165	124	75.2	17	183	134	73.2	67	139	115	82.7
	500118807	5412409	CRYSTAL POINT S	5	6	113	102	90.3	5	113	105	92.9	4	108	106	98.1
	500119214	5412303	DABEKA S	3	69	196	61	31.1	0	114	83	72.8	0	107	53	49.5
	500119436	5412304	DALEVIEW S	5	104	101	63	62.4	18	89	48	53.9	7	82	43	52.4
	500120065	5412103	DASSENHOEK H	3	0	79	52	65.8	7	92	65	70.7	43	59	41	69.5
	500121064	5412104	DICK NDLOVU H	2	0	66	41	62.1	18	99	43	43.4	10	77	43	55.8
	500123210	5412105	DR AD LAZARUS S	5	25	144	123	85.4	19	152	129	84.9	18	153	129	84.3
	500184482	5412305	DR JL DUBE H	4	114	117	99	84.6	38	253	122	48.2	81	104	73	70.2

KWAZULU NATAL																	
District Name	EMIS No	Centre No	Centre Name	Quintile	2015				2016				2017			
					No Progressed	Wrote	Achieved	% Achieved	No Progressed	Wrote	Achieved	% Achieved	No Progressed	Wrote	Achieved	% Achieved
PINETOWN	500124246	5412306	DUMEHLEZI H	3	61	67	37	55.2	7	62	40	64.5	31	50	45	90.0
	500125800	5412410	EARLINGTON S	5	0	85	64	75.3	1	92	87	94.6	7	105	100	95.2
	500125874	5412411	EASTBURY S	5	28	91	68	74.7	5	97	87	89.7	2	58	49	84.5
	500130092	5412538	EMACHOBENI SEC SCHOOL	3									20	41	40	97.6
	500494357	5412545	ERIC MTSHALI SECONDARY SCHOOL	3					0	10	8	80.0	3	108	59	54.6
	500144041	5412412	FAIRBREEZE S	4	4	97	88	90.7	2	101	75	74.3	5	70	57	81.4
	500144670	5412413	FERNDALE COMBINED	4	76	91	72	79.1	9	103	80	77.7	5	109	82	75.2
	500145336	5412414	FORESTHAVEN S	5	2	36	28	77.8	3	23	16	69.6	2	46	35	76.1
	500145632	5412106	FULTON SCHOOL FOR THE DEAF										0	5	5	100.0
	500146631	5412202	GABIGABI SS	3	3	143	87	60.8	9	130	87	66.9	27	92	57	62.0
	500148037	5412107	GELOFTE H	4	0	51	48	94.1	0	65	62	95.4	0	52	51	98.1
	500149517	5412415	GLENHAVEN S	4	120	123	93	75.6	7	168	117	69.6	9	144	101	70.1
	500151700	5412307	GREENBURY S	5	0	272	268	98.5	3	264	256	97.0	0	296	281	94.9
	500152255	5412416	GROVE END S	5	7	44	36	81.8	6	57	43	75.4	4	50	38	76.0
	500154105	5412417	HAVENPARK S	5	0	87	77	88.5	0	95	89	93.7	1	88	69	78.4
	500155178	5412108	HIGHWAY COLLEGE		0	19	19	100.0	0	19	19	100.0	0	12	11	91.7
	500155400	5412109	HILLCREST H	5	39	183	181	98.9	3	193	191	99.0	1	190	189	99.5
	500302401	5412308	HILLVIEW S	4	183	182	165	90.7	5	145	132	91.0	1	156	135	86.5
	500155992	5412203	HLAHLINDLELA H	3	0	90	85	94.4	21	82	72	87.8	40	116	93	80.2
	500211566	5412309	IGUGULABASHA H	4	0	190	57	30.0	36	50	27	54.0	28	26	25	96.2
	500495800	5412609	IKUSASALENTSHA SEC SCHOOL	3									0	57	33	57.9
	500160136	5412110	ILANGA S	4	0	173	109	63.0	17	159	119	74.8	46	117	71	60.7
	500160469	5412310	IMBEKA S	3	0	29	16	55.2	7	44	10	22.7	2	39	27	69.2
	500161616	5412418	INANDA NEWTOWN COMPREHENSIVE	2	0	203	138	68.0	25	173	137	79.2	14	190	172	90.5
	500161801	5412311	INANDA SEMINARY S		86	96	96	100.0	0	67	67	100.0	0	63	63	100.0
	500163540	5412204	INGQUNGQULU H	3	1	74	15	20.3	10	61	11	18.0	4	37	13	35.1
	500163947	5412312	INHLAKANIPHO H	4	4	138	72	52.2	4	110	42	38.2	37	81	49	60.5
	500166315	5412313	INTSHISEKELO S	3	13	199	141	70.9	26	161	105	65.2	24	125	94	75.2
	500167499	5412314	ISIBONELO SS	4	12	279	118	42.3	20	178	104	58.4	75	88	53	60.2
	500167647	5412205	ISIBUKOSEZWE H	3	0	228	97	42.5	47	205	90	43.9	38	122	59	48.4
	500169053	5412111	ISIZINDA S	3	38	157	108	68.8	10	184	146	79.3	34	113	86	76.1
	500170607	5412315	JE NDLOVU S	4	0	70	20	28.6	38	32	18	56.3	31	23	17	73.9
	500413845	5412316	JG ZUMA H	2	178	180	165	91.7	32	188	179	95.2	20	196	191	97.4
	500172790	5412206	KHABAZELA H	2	11	147	86	58.5	22	127	84	66.1	38	56	52	92.9
	500173049	5412207	KHAMANGWA S	2	0	25	9	36.0	1	16	9	56.3	21	12	9	75.0
	500161690	5412317	KHETHOKUHLE S	4	1	105	23	21.9	30	102	53	52.0	71	55	37	67.3

KWAZULU NATAL																	
District Name	EMIS No	Centre No	Centre Name	Quintile	2015				2016				2017			
					No Progressed	Wrote	Achieved	% Achieved	No Progressed	Wrote	Achieved	% Achieved	No Progressed	Wrote	Achieved	% Achieved
PINETOWN	500176564	5412112	KLOOF H	5	4	164	160	97.6	2	214	212	99.1	6	183	178	97.3
	500178821	5412208	KWABAZOTHINI H	3	7	72	49	68.1	32	77	64	83.1	13	49	48	98.0
	500178044	5412209	KWADINABAKUBO COMBINED	3	0	142	79	55.6	19	127	76	59.8	37	83	52	62.7
	500182706	5412210	KWANTEBENI COMPREHENSIVE H	3	0	87	63	72.4	1	108	82	75.9	10	89	73	82.0
	500183853	5412234	KWATHINTWA SCHOOL FOR THE DEAF		0	5	5	100.0	0	8	8	100.0	0	2	2	100.0
	500184445	5412318	KWESETHU H	3	24	163	94	57.7	3	113	79	69.9	51	107	88	82.2
	500185851	5412420	LENAREA S	5	15	73	56	76.7	8	73	60	82.2	5	81	74	91.4
	500187331	5412421	LOCKHAT H	3	119	111	44	39.6	1	90	56	62.2	11	57	51	89.5
	500188848	5412212	LUPHAPHE H	3	76	78	5	6.4	3	73	18	24.7	15	29	6	20.7
	500189107	5412213	LUTHAYI H	3	12	213	129	60.6	66	276	101	36.6	2	159	89	56.0
	500302623	5412319	MAGQIBAGQIBA JS	3	0	41	31	75.6	12	38	27	71.1	24	34	23	67.6
	500194361	5412320	MAKHAPHA COMBINED	3	0	85	34	40.0	14	54	40	74.1	19	41	28	68.3
	500196285	5412321	MANDLENKOSI H	3	0	133	82	61.7	53	212	88	41.5	113	72	57	79.2
	500196544	5412346	MANDOSI COMBINED	2	6	62	25	40.3	14	82	34	41.5	15	47	32	68.1
	500302845	5412233	MAPHETHETHA H	2	58	72	28	38.9	19	63	21	33.3	10	41	24	58.5
	500198357	5412214	MAPHINDA S	2	1	24	19	79.2	14	13	8	61.5	15	20	14	70.0
	500306360	5412215	MAQHUTSHANA JS	3	0	77	42	54.5	27	40	14	35.0	22	49	39	79.6
	500199430	5412113	MARIANNHILL S PRIVATE INDEPENDANT		1	99	99	100.0	0	113	112	99.1	0	68	67	98.5
	500199578	5412114	MARIANNRIDGE S	3	0	144	93	64.6	1	128	101	78.9	23	146	109	74.7
	500430162	5412647	MASAKHANE GIRLS SECONDARY SCHOOL						0	21	19	90.5	0	17	11	64.7
	500333851	5412322	MBHEKI S	3	43	67	35	52.2	14	59	24	40.7	29	43	31	72.1
	500206053	5412216	MDEPHA H	3	4	188	21	11.2	8	122	38	31.1	32	70	35	50.0
	500214156	5412217	MNYAMENI S	3	1	83	52	62.7	9	83	47	56.6	4	82	60	73.2
	500328412	5412422	MOUNT EDGECOMBE PRIVATE		1	15	15	100.0	0	6	6	100.0	1	11	11	100.0
	500215673	5412423	MOUNTVIEW S	4	0	205	166	81.0	8	194	179	92.3	5	174	160	92.0
	500217930	5412323	MQHAWE S	3	36	258	143	55.4	32	201	140	69.7	61	208	149	71.6
	500221260	5412324	MVABA H	3	0	212	128	60.4	16	220	95	43.2	34	229	101	44.1
	500221852	5412218	MYEKA S	3	0	132	73	55.3	4	119	83	69.7	4	106	69	65.1
	500222666	5412325	MZUVELE S	4	0	197	74	37.6	99	248	89	35.9	73	100	74	74.0
	500224886	5412746	NDENGEZI INTERMEDIATE	4									0	16	8	50.0
	500224849	5412116	NDGENGETHO H	4	2	182	160	87.9	24	167	137	82.0	55	81	66	81.5
	500226736	5412326	NEW RIVER P	3	19	21	2	9.5	0	12	4	33.3	2	9	4	44.4
	500227032	5412327	NEWLANDS EAST S	4	0	190	150	78.9	7	168	125	74.4	12	176	140	79.5
	500161727	5412328	NHLANHLAYETHU S	3	2	183	113	61.7	31	172	150	87.2	14	198	177	89.4
	500250806	5412117	NILGIRI S	3	257	255	226	88.6	23	220	150	68.2	4	180	133	73.9

KWAZULU NATAL																	
District Name	EMIS No	Centre No	Centre Name	Quintile	2015				2016				2017			
					No Progressed	Wrote	Achieved	% Achieved	No Progressed	Wrote	Achieved	% Achieved	No Progressed	Wrote	Achieved	% Achieved
PINETOWN	500232693	5412424	NKOSIBOMVU S	3	0	294	239	81.3	4	264	217	82.2	17	331	265	80.1
	500232730	5412329	NKOSINATHI S	3	113	220	191	86.8	82	224	171	76.3	27	119	109	91.6
	500234025	5412219	NOGUNJWA H	2	12	160	25	15.6	8	145	35	24.1	36	140	82	58.6
	500236504	5412425	NORTHMEAD S	5	24	134	91	67.9	7	164	123	75.0	18	157	128	81.5
	500237096	5412330	NQABAKAZULU H	4	0	276	131	47.5	49	213	112	52.6	23	131	97	74.0
	500239612	5412118	NTEE H	4	143	146	128	87.7	10	68	56	82.4	18	66	60	90.9
	500286306	5412331	OHLANGE S	3	0	68	54	79.4	17	136	107	78.7	18	109	98	89.9
	500246013	5412426	PALMVIEW S	5	2	124	118	95.2	8	141	125	88.7	0	159	154	96.9
	500248159	5412332	PHEMBISIZWE H	4	0	99	58	58.6	57	108	49	45.4	28	39	25	64.1
	500248529	5412220	PHEZULU H	3	75	221	73	33.0	92	124	70	56.5	1	96	82	85.4
	500340030	5412345	PHOENIX MUSLIM		1	29	28	96.6	0	26	23	88.5	0	42	42	100.0
	500249195	5412427	PHOENIX S	5	47	211	139	65.9	3	170	145	85.3	19	187	154	82.4
	500249232	5412333	PHOENIX TECHNICAL S	5	16	173	114	65.9	43	158	84	53.2	3	144	70	48.6
	500250416	5412120	PINETOWN BOYS` H	5	0	131	121	92.4	0	114	103	90.4	2	102	89	87.3
	500250490	5412121	PINETOWN GIRLS` H	5	2	220	217	98.6	0	174	174	100.0	4	194	192	99.0
	500274133	5412122	RACING & EQUESTRIAN ACADEMY		0	3	3	100.0	0	2	2	100.0	0	6	6	100.0
	500255115	5412123	RESERVOIR HILLS S	5	1	90	70	77.8	6	72	57	79.2	8	75	64	85.3
	500255818	5412221	RIETVALLEI COMBINED	3	5	100	51	51.0	10	68	47	69.1	24	71	62	87.3
	500223258	5412138	ROSEWAY WALDORF H	1	1	29	28	96.6	0	29	27	93.1	5	18	18	100.0
	500256817	5412428	RYDALPARK S	5	0	110	82	74.5	3	89	85	95.5	2	100	96	96.0
	500257187	5412429	SACRED HEART S	2	0	78	70	89.7	1	52	44	84.6	1	34	32	94.1
	500258926	5412430	SASTRI PARK S	5	1	69	38	55.1	0	50	38	76.0	0	63	45	71.4
	500259814	5412431	SEATIDES COMBINED	5	0	91	91	100.0	1	86	85	98.8	3	80	80	100.0
	500323528	5412334	SENZOKWETHU S	3	0	135	120	88.9	7	151	111	73.5	7	123	76	61.8
	500264883	5412222	SIKHETHUXOLO H	3	41	275	149	54.2	54	316	123	38.9	36	171	92	53.8
	500267399	5412223	SIPHESIHLE H	3	3	189	58	30.7	55	76	34	44.7	93	66	35	53.0
	500267362	5412432	SIPHESIHLE S	3	0	92	53	57.6	4	141	75	53.2	6	90	43	47.8
	500268472	5412335	SITHABILE S	3	0	186	79	42.5	29	164	106	64.6	19	165	94	57.0
	500444518	5412348	SITHANDIMFUNDO S	2	0	104	70	67.3	20	139	77	55.4	35	55	44	80.0
	500268768	5412124	SITHENGILE S	4	0	207	157	75.8	3	222	176	79.3	9	187	144	77.0
	500268879	5412125	SITHOKOZILE S	3	159	161	111	68.9	5	181	135	74.6	25	175	100	57.1
	500269138	5412336	SIVANANDA TECHNICAL H	4	92	109	65	59.6	17	146	88	60.3	36	161	69	42.9
	500269656	5412224	SIYAJABULA H	3	0	175	123	70.3	25	197	91	46.2	2	117	72	61.5
	500270359	5412337	SIYATHUTHUKA S	4	0	101	41	40.6	18	40	27	67.5	0	41	16	39.0
	500272875	5412433	SOLVISTA S	5	0	149	131	87.9	6	158	149	94.3	1	171	164	95.9
	500001108	5412126	ST JUDE COLLEGE		0	8	1	12.5	0	10	7	70.0	0	1	0	0.0
	500306286	5412225	ST JULIUS S	3	7	142	31	21.8	17	106	53	50.0	55	81	51	63.0
	500277648	5412434	STANMORE S	5	100	106	82	77.4	6	121	94	77.7	2	114	102	89.5
	500407555	5412127	STAR COLLEGE		0	94	94	100.0	0	106	106	100.0	0	75	75	100.0

KWAZULU NATAL																
District Name	EMIS No	Centre No	Centre Name	Quintile	2015				2016				2017			
					No Progressed	Wrote	Achieved	% Achieved	No Progressed	Wrote	Achieved	% Achieved	No Progressed	Wrote	Achieved	% Achieved
PINETOWN	500278462	5412338	SULEMAN PATEL S	3	27	62	29	46.8	0	61	43	70.5	31	38	29	76.3
	500279757	5412435	TEMPLE VALLEY S	5	0	128	115	89.8	11	107	84	78.5	0	90	67	74.4
	500279905	5412226	THABELA H	2	0	109	38	34.9	10	75	17	22.7	6	34	14	41.2
	500280238	5412227	THANDAZA H	3	0	120	100	83.3	28	102	93	91.2	98	97	82	84.5
	500280571	5412347	THANDOLWESIZWE SP	3	27	93	39	41.9	89	128	54	42.2	58	55	37	67.3
	500282273	5412128	THOKOZAMNGANGA H	3	72	90	28	31.1	40	104	38	36.5	5	59	23	39.0
	500173345	5412228	THOLULWAZI S	2	1	69	33	47.8	22	55	49	89.1	25	47	43	91.5
	500324601	5412129	THORNWOOD S	3	108	150	56	37.3	24	190	53	27.9	18	102	39	38.2
	500283309	5412339	THUBALETHU S	2	7	54	13	24.1	0	35	11	31.4	5	25	12	48.0
	500284308	5412436	TONGAAT S	4	0	165	154	93.3	0	162	145	89.5	0	129	109	84.5
	500249084	5412437	TRENANCE MANOR S	5	0	85	79	92.9	0	103	97	94.2	2	92	77	83.7
	500284530	5412438	TRENANCE PARK S	4	70	119	92	77.3	0	95	86	90.5	0	103	88	85.4
	500286639	5412229	UKUSA SS	3	32	193	51	26.4	61	128	65	50.8	0	71	49	69.0
	500288748	5412130	UMQHELE PUBLIC S	3	0	156	65	41.7	18	174	94	54.0	16	140	89	63.6
	500289007	5412340	UMTAPHO H	2	0	300	186	62.0	78	337	213	63.2	37	249	177	71.1
	500407999	5412131	USETHUBENI YOUTH		26	29	25	86.2	0	22	22	100.0	2	28	28	100.0
	500340992	5412230	UXOLOPHAMBILI S	3	72	78	32	41.0	17	82	39	47.6	4	74	53	71.6
	500328634	5412440	VERULAM ISLAMIC		0	27	27	100.0	0	38	36	94.7	0	24	24	100.0
	500291782	5412441	VERULAM S	5	1	148	123	83.1	0	160	153	95.6	1	195	189	96.9
	0	5412527	VN NAIK SCHOOL FOR THE DEAF		0	6	6	100.0	0	4	3	75.0	0	3	3	100.0
	500294298	5412341	VUYISWA MTOLO H	4	9	191	60	31.4	27	178	64	36.0	30	76	41	53.9
	500294816	5412442	WATERLOO JS	3	0	171	67	39.2	32	185	38	20.5	1	74	46	62.2
	500295704	5412443	WESTHAM S	5	0	81	48	59.3	0	59	39	66.1	8	37	33	89.2
	500443297	5412139	WESTMEAD S	3	0	78	41	52.6	3	40	28	70.0	9	50	29	58.0
	500295852	5412132	WESTVILLE BOYS H	5	6	250	249	99.6	1	230	227	98.7	0	228	222	97.4
	500295889	5412133	WESTVILLE GIRLS H	5	225	225	225	100.0	0	226	226	100.0	0	220	220	100.0
	500297295	5412444	WOODVIEW S	5	0	99	79	79.8	3	84	61	72.6	4	72	54	75.0
	500297369	5412134	WOZAMOYA H	3	47	155	84	54.2	33	186	87	46.8	48	85	55	64.7
	500297554	5412135	WYEBANK S	4	194	191	133	69.6	28	212	155	73.1	52	166	82	49.4
	500298331	5412342	ZAKHE H	3	230	202	149	73.8	30	240	51	21.3	33	188	88	46.8
	500299552	5412343	ZEPH DLOMO S	4	38	138	99	71.7	20	95	74	77.9	21	75	55	73.3
	500299922	5412231	ZIFIKELE H	3	98	101	39	38.6	11	72	23	31.9	14	62	23	37.1
	500300625	5412136	ZIPHATHELE S	3	5	84	45	53.6	47	183	56	30.6	11	106	41	38.7
	500300662	5412344	ZIPHEMBELENI S	4	16	76	54	71.1	28	52	39	75.0	72	36	22	61.1
	500311577	5412232	ZIZAMELE JS	2	0	110	33	30.0	30	68	41	60.3	25	71	46	64.8
	500306249	5412137	ZWELINJANI S	3	23	128	32	25.0	43	213	41	19.2	22	91	36	39.6
UGU	500308358	5312101	BHANOYI S	2	0	77	63	81.8	0	82	60	73.2	28	82	56	68.3
	500108262	5312102	BHEKAMANDELU H	1	19	19	18	94.7	0	30	20	66.7	0	25	23	92.0
	500108373	5312103	BHEKAMEVA H	2	32	35	10	28.6	27	31	31	100.0	12	25	23	92.0

KWAZULU NATAL																	
			Centre Name		2015				2016				2017				
District Name	EMIS No	Centre No		Quintile	No Progressed	Wrote	Achieved	% Achieved	No Progressed	Wrote	Achieved	% Achieved	No Progressed	Wrote	Achieved	% Achieved
UGU	500337218	5312202	BHEKI S	2	1	191	110	57.6	6	104	91	87.5	14	112	90	80.4
	500111481	5312104	BONGUZWANE S	2	1	125	30	24.0	47	80	21	26.3	14	54	37	68.5
	500113257	5312144	BUHLEBETHU H	1	0	100	95	95.0	0	124	121	97.6	0	115	114	99.1
	500115921	5312301	CHARLES HLENGWA H	3	7	15	0	0.0	5	5	4	80.0	4	7	6	85.7
	500119584	5312302	DALUSIZO H	1	0	20	4	20.0	8	21	2	9.5	0	7	1	14.3
	500123543	5312105	DUBANDLELA H	2	10	70	16	22.9	22	53	24	45.3	12	23	12	52.2
	500125615	5312203	DWALALESIZWE H	1	1	58	9	15.5	8	23	10	43.5	5	18	16	88.9
	500146520	5312204	ECEKEZA S	1	0	145	85	58.6	17	141	63	44.7	13	115	56	48.7
	500129944	5312106	ELWAZI H	2	1	66	8	12.1	0	26	11	42.3	17	27	9	33.3
	500401450	5312332	EMGANGENI S	2	0	17	8	47.1	4	25	13	52.0	2	10	5	50.0
	500143634	5312205	EZINQOLENI JS	2	0	83	74	89.2	27	65	63	96.9	18	119	91	76.5
	500144818	5312107	FINGQINDLELA S	1					5	23	4	17.4	6	13	5	38.5
	500146483	5312206	GABANGEZWE S	1	0	143	68	47.6	5	66	48	72.7	17	57	47	82.5
	500146816	5312207	GALENI H	4	0	151	80	53.0	28	159	74	46.5	11	45	31	68.9
	500146853	5312208	GAMALAKHE COMMERCIAL H	4	56	103	86	83.5	17	162	140	86.4	49	144	124	86.1
	500289747	5312261	GEORGE MBHELE H	3	3	41	22	53.7	6	27	13	48.1	10	34	19	55.9
	500150405	5312145	GOBUME H	1	0	101	67	66.3	37	79	60	75.9	31	68	57	83.8
	500152514	5312303	GUGULESIZWE S	3	0	140	102	72.9	1	159	101	63.5	0	214	92	43.0
	500153069	5312209	HAFULENI SS	2	29	241	129	53.5	66	241	108	44.8	77	131	81	61.8
	500153846	5312210	HARDING S	4	0	141	118	83.7	8	144	97	67.4	0	137	120	87.6
	500156954	5312337	HLENGIWE S	3	36	61	39	63.9	8	29	28	96.6	7	35	27	77.1
	500163762	5312211	INGWEMABALA COMPREHENSIVE H	3	1	88	64	72.7	29	94	50	53.2	1	61	45	73.8
	500322825	5312112	INKOSI U-MDIBANISO COMPREHENSIVE H	2	0	129	43	33.3	11	144	56	38.9	21	73	54	74.0
	500165464	5312113	INQOLOBANE JS	1	24	21	13	61.9	5	50	13	26.0	4	34	12	35.3
	500166907	5312304	INYONEMHLOPHE S	2	28	27	9	33.3	0	42	16	38.1	1	30	14	46.7
	500168313	5312114	ISINAMUVA H	2	0	81	49	60.5	0	43	28	65.1	29	47	23	48.9
	500171569	5312212	JOLWAYO S	2	0	178	86	48.3	66	103	82	79.6	50	77	70	90.9
	500173419	5312115	KHANYA H	2	0	45	31	68.9	47	99	42	42.4	0	50	44	88.0
	500173900	5312116	KHATHI H	2	49	53	33	62.3	6	96	39	40.6	2	61	29	47.5
	500178858	5312146	KWABHAVU H	1	16	87	12	13.8	17	88	7	8.0	9	44	10	22.7
	500179376	5312147	KWAFICA H	2	1	175	78	44.6	41	121	75	62.0	18	91	59	64.8
	500179783	5312305	KWAHLUZINGQONDO S	2	0	134	88	65.7	49	106	67	63.2	27	92	69	75.0
	500178229	5312306	KWAJABULA H	2	1	22	15	68.2	8	29	24	82.8	7	30	25	83.3
	500180745	5312215	KWAMASOSHA H	3	1	193	125	64.8	4	219	119	54.3	0	174	86	49.4
	500183002	5312335	KWAPHIKAZIWA S	2	22	22	6	27.3	2	21	18	85.7	7	26	23	88.5
	500189218	5312119	LUTHULI H	3	1	232	157	67.7	21	316	265	83.9	9	289	228	78.9
	500190180	5312120	MABIYA SS	1	10	65	34	52.3	10	60	51	85.0	9	52	35	67.3
	500190328	5312121	MABUTHELA H	1	57	64	49	76.6	7	59	35	59.3	14	26	20	76.9

KWAZULU NATAL																
District Name	EMIS No	Centre No	Centre Name	Quintile	2015				2016				2017			
					No Progressed	Wrote	Achieved	% Achieved	No Progressed	Wrote	Achieved	% Achieved	No Progressed	Wrote	Achieved	% Achieved
UGU	500193103	5312264	MAHELANE S	1	0	101	57	56.4	42	88	48	54.5	8	41	37	90.2
	500194213	5312217	MAKHANDA H	3	1	133	100	75.2	0	118	96	81.4	27	130	92	70.8
	500337144	5312122	MALUSI H	2	1	90	39	43.3	2	94	33	35.1	12	56	43	76.8
	500196914	5312123	MANGQUZUKA H	2	0	106	75	70.8	32	148	111	75.0	56	133	104	78.2
	500199171	5312218	MARBURG S	5	3	206	200	97.1	2	180	167	92.8	10	164	152	92.7
	500429866	5312267	MARGATE MIDDLE SCHOOL	3	1	58	56	96.6	7	68	56	82.4	1	76	65	85.5
	500203426	5312219	MASHESHA JS	3	1	59	36	61.0	5	47	39	83.0	13	20	20	100.0
	500203204	5312149	MAYIYANA H	1	1	62	40	64.5	14	45	30	66.7	16	22	13	59.1
	500203685	5312220	MBAMBI H	2	9	125	65	52.0	14	132	52	39.4	26	101	53	52.5
	500204832	5312221	MBONWA S	2	1	190	82	43.2	26	147	66	44.9	23	73	50	68.5
	500205128	5312222	MBUSI H	2	0	93	73	78.5	15	94	78	83.0	19	87	63	72.4
	500319051	5312223	MCUSHWA JS	1	0	87	45	51.7	20	81	46	56.8	19	59	29	49.2
	500206164	5312224	MDLANGASWA H	2	0	118	104	88.1	0	125	107	85.6	0	156	118	75.6
	500206201	5312225	MDLANGATHI S	2	15	209	85	40.7	84	110	60	54.5	57	76	55	72.4
	500206534	5312226	MDULASHI JS	2	11	161	82	50.9	59	212	57	26.9	27	112	63	56.3
	500342842	5312227	MERLEWOOD S	3	0	157	86	54.8	5	158	127	80.4	0	108	85	78.7
	500209050	5312126	MGAMULE H	2	2	84	24	28.6	20	64	27	42.2	22	51	19	37.3
	500209716	5312228	MGUDLWA H	2	3	22	14	63.6	8	38	26	68.4	0	38	13	34.2
	500212898	5312230	MLONDE H	2	2	147	122	83.0	6	117	93	79.5	26	89	63	70.8
	500223776	5312268	MLOTSHWA SECONDARY	1	0	73	36	49.3	1	84	52	61.9	43	55	48	87.3
	500307840	5312307	MNCINDO H	1	24	29	11	37.9	28	18	12	66.7	12	12	9	75.0
	500213453	5312127	MNGOMENI H	1	6	39	21	53.8	5	50	20	40.0	3	45	14	31.1
	500217856	5312128	MQHAKAMA H	2	7	102	81	79.4	32	85	66	77.6	22	55	53	96.4
	500218559	5312231	MSHWESHWE H	3	0	152	81	53.3	13	114	83	72.8	16	113	69	61.1
	500219669	5312233	MTHUSI H	2	16	125	98	78.4	28	157	136	86.6	34	115	100	87.0
	500220335	5312129	MTHWALUME H	1	0	211	154	73.0	0	153	150	98.0	0	164	156	95.1
	500220113	5312150	MTUMASELI H	1	0	33	13	39.4	12	13	9	69.2	0	7	6	85.7
	500213860	5312234	MTWANUNGAMIZIZWE H	1	1	42	14	33.3	6	13	11	84.6	7	17	12	70.6
	500221556	5312151	MVUTHULUKA S	1	0	32	24	75.0	0	38	23	60.5	0	37	28	75.7
	500223036	5312130	NANI JS	2	1	65	21	32.3	7	57	14	24.6	4	37	26	70.3
	500223739	5312236	NCIYA H	2	0	63	42	66.7	99	55	36	65.5	0	55	39	70.9
	500232360	5312237	NKONKA H	3	1	124	96	77.4	0	135	94	69.6	35	83	60	72.3
	500233433	5312238	NOBAMBA H	3	31	125	70	56.0	28	76	33	43.4	3	45	42	93.3
	500234765	5312333	NOMAZWE H	1	23	23	8	34.8	0	16	4	25.0	13	10	9	90.0
	500234876	5312239	NOMBUSO H	2									25	119	112	94.1
	500238761	5312131	NTABALUKHOZI H	1	21	22	14	63.6	15	35	18	51.4	3	21	9	42.9
	500243682	5312240	OLWANDLE H	3	3	126	94	74.6	30	109	100	91.7	48	112	90	80.4
	500342361	5312241	OXFORD INTERNATIONAL H		0	41	35	85.4	0	47	28	59.6	0	25	21	84.0

KWAZULU NATAL																	
District Name	EMIS No	Centre No	Centre Name	Quintile	2015				2016				2017			
					No Progressed	Wrote	Achieved	% Achieved	No Progressed	Wrote	Achieved	% Achieved	No Progressed	Wrote	Achieved	% Achieved
UGU	500248011	5312242	PHATHWA S	3	1	129	83	64.3	7	87	71	81.6	0	111	80	72.1
	500248788	5312308	PHINDAVELE H	2	4	165	55	33.3	28	105	45	42.9	32	89	47	52.8
	500251119	5312243	PORT SHEPSTONE H	5	0	234	230	98.3	1	242	242	100.0	1	239	234	97.9
	500442594	5312244	PORT SHEPSTONE INTERNATIONAL H		1	10	10	100.0	0	5	5	100.0	0	14	13	92.9
	500251156	5312245	PORT SHEPSTONE ISLAMIC		0	24	24	100.0	0	26	25	96.2	0	20	20	100.0
	500251267	5312246	PORT SHEPSTONE S	4	0	148	137	92.6	2	158	152	96.2	0	159	147	92.5
	500252784	5312247	QHINQA H	2	4	144	56	38.9	43	134	58	43.3	30	116	52	44.8
	500253302	5312309	QIKO H	1	48	46	29	63.0	3	50	25	50.0	2	34	20	58.8
	500325008	5312310	ROBERT HLONGWA S	3	22	22	17	77.3	5	28	18	64.3	10	22	13	59.1
	500256521	5312311	ROSEVILLE S	5	5	167	109	65.3	5	132	97	73.5	25	107	74	69.2
	500257853	5312336	SAMUEL MKHIZE H	1	0	40	8	20.0	8	40	6	15.0	5	18	4	22.2
	500339771	5312312	SANYWANA H	1	49	49	15	30.6	0	38	22	57.9	14	26	17	65.4
	500258667	5312313	SAPHUMULA SS	1	2	66	14	21.2	0	49	8	16.3	9	48	17	35.4
	500259518	5312314	SCOTTBURGH H	5	1	90	86	95.6	2	103	97	94.2	0	96	94	97.9
	500260036	5312248	SEHOLE COMBINED	4	2	120	100	83.3	16	129	109	84.5	17	139	106	76.3
	500263181	5312132	SIBINGIMFUNDO H	2	35	88	51	58.0	1	78	19	24.4	0	72	52	72.2
	500259259	5312133	SIBONGUJEKE JS	1	11	11	10	90.9	5	21	13	61.9	2	13	7	53.8
	500263255	5312134	SIBONGUMFEKA SS	2	1	47	5	10.6	6	17	11	64.7	11	18	14	77.8
	500263514	5312136	SIBUKOSETHU H	2	0	28	12	42.9	4	32	17	53.1	0	20	6	30.0
	500263773	5312315	SIBUYILE SS	1	30	30	26	86.7	9	26	24	92.3	10	9	8	88.9
	500264618	5312316	SIHLE H	2	0	246	94	38.2	99	98	68	69.4	42	125	106	84.8
	500264772	5312249	SIKANISWENI S	2	48	110	63	57.3	3	95	59	62.1	26	50	35	70.0
	500266622	5312317	SINGELE H	3	0	58	39	67.2	6	73	36	49.3	4	51	36	70.6
	500334739	5312250	SINOMUSA S	2	1	107	53	49.5	30	85	42	49.4	14	36	21	58.3
	500267140	5312318	SIPHAPHEME H	1	0	187	140	74.9	4	124	96	77.4	0	193	137	71.0
	500267325	5312319	SIPHEPHILE S	2	1	40	9	22.5	8	8	6	75.0	11	15	11	73.3
	500268398	5312251	SISTER JOANS H	3	0	112	77	68.8	1	110	79	71.8	0	124	70	56.5
	500278018	5312138	SITHOKOZILE JS	2	14	111	39	35.1	54	67	47	70.1	47	50	44	88.0
	500269064	5312320	SITHUTHUKILE S	1	0	24	10	41.7	2	18	15	83.3	3	10	8	80.0
	500269175	5312321	SIVELILE JS	1	0	48	15	31.3	6	60	31	51.7	6	41	34	82.9
	500270100	5312253	SIYAPHAMBILI S	2	0	154	93	60.4	36	141	101	71.6	14	100	76	76.0
	500342805	5312322	SIZATHINA JS	1	1	58	31	53.4	5	51	48	94.1	4	53	48	90.6
	500271617	5312323	SIZOPHUMELELA H	2	6	127	68	53.5	32	82	59	72.0	24	38	29	76.3
	500342472	5312254	SOUTH COAST ACADEMY										0	33	30	90.9
	500274392	5312265	SOZABE H	3	0	81	36	44.4	4	78	31	39.7	5	53	24	45.3
	500276131	5312256	ST MARTIN DE PORRES COMPREHENSIVE		0	5	1	20.0	0	4	0	0.0	6	7	0	0.0
	500278277	5312257	SUID-NATAL H	5	6	52	47	90.4	0	50	48	96.0	1	59	55	93.2
	500278351	5312324	SUKAMUVA H	1	1	64	38	59.4	15	24	16	66.7	21	22	13	59.1

KWAZULU NATAL																
District Name	EMIS No	Centre No	Centre Name	Quintile	2015				2016				2017			
					No Progressed	Wrote	Achieved	% Achieved	No Progressed	Wrote	Achieved	% Achieved	No Progressed	Wrote	Achieved	% Achieved
UGU	500340770	5312258	THE WOODS										2	18	13	72.2
	500281792	5312142	THEMBUZULU S	2	1	44	26	59.1	19	34	23	67.6	32	31	22	71.0
	500282088	5312259	THOBIGUNYA H	2	2	110	77	70.0	49	124	90	72.6	13	69	62	89.9
	500282606	5312260	THOLIMFUNDO S	2	3	115	76	66.1	23	117	68	58.1	24	74	55	74.3
	500328188	5312325	THOLISU S	1	22	22	17	77.3	4	23	22	95.7	10	28	28	100.0
	500328597	5312334	UMZINTO ISLAMIC		0	28	27	96.4	0	22	22	100.0	0	16	14	87.5
	500289562	5312327	UMZINTO S	5	9	187	136	72.7	20	194	139	71.6	0	132	113	85.6
	500293780	5312328	VUMANDABA S	3	1	94	26	27.7	32	50	8	16.0	5	38	19	50.0
	500444000	5312266	WESBURY COLLEGE OF SCIENCE		0	66	53	80.3	2	80	76	95.0	7	59	53	89.8
	500299737	5312143	ZIBONELE JS	2	2	158	77	48.7	84	76	51	67.1	19	46	41	89.1
	500300847	5312330	ZITHOKOZISE H	3	14	69	19	27.5	7	45	11	24.4	2	13	11	84.6
	500301476	5312263	ZUZICEBO H	2	14	67	35	52.2	19	82	49	59.8	23	64	32	50.0
UMGUNGUNDLOVU	500100788	5311301	ALEXANDRA H	5	1	189	178	94.2	13	198	187	94.4	1	188	176	93.6
	500101676	5311329	AMAKHOLWA S	3	0	101	42	41.6	7	78	60	76.9	0	72	65	90.3
	500103563	5311302	ARTHUR BLAXALL		0	14	14	100.0	1	14	13	92.9	5	12	12	100.0
	500103674	5311401	ASANDE S	2	0	86	63	73.3	0	69	57	82.6	39	47	40	85.1
	500103933	5311201	ASIBEMUNYE H	3	0	105	47	44.8	19	121	83	68.6	32	73	60	82.2
	500104044	5311202	ASITHUTHUKE COMBINED	3	0	17	4	23.5	3	5	4	80.0	7	6	4	66.7
	500105561	5311101	BANQOBILE H	3	0	96	67	69.8	20	121	70	57.9	20	61	49	80.3
	500109261	5311402	BHEKUXIMBA H	3	1	199	118	59.3	15	139	51	36.7	55	35	33	94.3
	500111333	5311303	BONGUDUNGA S	3	0	91	71	78.0	35	61	53	86.9	105	57	48	84.2
	500114700	5311205	CARTER H	5	0	204	202	99.0	0	206	200	97.1	0	190	183	96.3
	500116291	5311403	CHIBELIHLE COMBINED	2	0	57	39	68.4	0	60	44	73.3	8	41	33	80.5
	500328299	5311330	CHISTLEHURST ACADEMICS & ARTS		0	7	6	85.7	0	5	5	100.0	0	11	10	90.9
	500227735	5311304	CONGCO H	2	2	29	22	75.9	11	33	28	84.8	25	20	20	100.0
	500117919	5311102	COOL AIR S	4	0	90	41	45.6	4	59	27	45.8	21	42	33	78.6
	500342731	5311206	COPESVILLE S	3	0	165	77	46.7	21	75	68	90.7	1	69	66	95.7
	500119251	5311207	DABULAMANZI COMBINED	1	0	34	13	38.2	8	22	11	50.0	19	17	13	76.5
	500122914	5311208	DOORNKLOOF COMBINED	1	9	31	6	19.4	8	24	6	25.0	18	9	7	77.8
	500125023	5311209	DUNVERIA S	5	0	94	74	78.7	14	70	61	87.1	8	64	59	92.2
	500125726	5311103	DWENGU H	2	0	32	6	18.8	9	18	13	72.2	12	13	5	38.5
	500125985	5311305	EASTWOOD S	4	0	240	175	72.9	47	238	183	76.9	19	204	137	67.2
	500429792	5311146	EBUNGUNI H	2	0	38	24	63.2	56	33	20	60.6	47	18	16	88.9
	500126873	5311210	EDENDALE TECHNICAL H	4	0	228	181	79.4	15	220	164	74.5	16	231	180	77.9
	500128945	5311104	EKUPHOLENI H	3	0	22	10	45.5	4	37	14	37.8	23	37	14	37.8
	500132867	5311211	EMINYEZANENI S	4	1	139	26	18.7	0	41	26	63.4	45	52	21	40.4

KWAZULU NATAL																	
District Name	EMIS No	Centre No	Centre Name	Quintile	2015				2016				2017			
					No Progressed	Wrote	Achieved	% Achieved	No Progressed	Wrote	Achieved	% Achieved	No Progressed	Wrote	Achieved	% Achieved
UMGUNGUNDLOVU	500135420	5311404	EMZAMWENI H	3	0	137	126	92.0	0	111	111	100.0	32	125	123	98.4
	500141895	5311212	ESTHER PAYNE SMITH S	5	0	79	44	55.7	2	52	31	59.6	5	46	30	65.2
	500143782	5311105	EZULWINI COMBINED	1	1	30	16	53.3	0	20	12	60.0	2	6	5	83.3
	500145854	5311306	FUNDOKUHLE S	4	0	120	75	62.5	39	129	91	70.5	18	131	71	54.2
	500146187	5311106	FUNUNDU H	2	0	14	4	28.6	1	19	3	15.8	4	10	5	50.0
	500146742	5311107	GAJU S	2	0	15	10	66.7	8	17	10	58.8	7	6	4	66.7
	500147445	5311108	GCEWU S	1	1	24	7	29.2	24	10	9	90.0	16	16	12	75.0
	500148296	5311109	GEORGENAU COMBINED	4	1	70	46	65.7	27	76	44	57.9	18	45	34	75.6
	500148333	5311307	GEORGETOWN S	3	0	85	78	91.8	0	113	113	100.0	0	98	95	96.9
	500150294	5311405	GOBINDLOVU COMPREHENSIVE H	3	0	156	100	64.1	65	165	98	59.4	29	69	59	85.5
	500150331	5311110	GOBIZEMBE H	3	0	56	30	53.6	0	62	42	67.7	43	50	36	72.0
	500154364	5311213	HAYTHORNE S	5	0	213	173	81.2	117	246	213	86.6	14	141	122	86.5
	500154512	5311214	HEATHER S	5	0	196	181	92.3	5	196	179	91.3	5	209	184	88.0
	500154771	5311215	HERITAGE ACADEMY		0	27	26	96.3	10	23	21	91.3	0	20	16	80.0
	500158619	5311216	HOWICK H	5	1	96	96	100.0	0	103	103	100.0	1	92	92	100.0
	500158730	5311217	HOWICK S	4	0	84	82	97.6	3	100	95	95.0	5	83	74	89.2
	500158915	5311308	HUBA H	2	96	76	44	57.9	24	37	32	86.5	18	64	35	54.7
	500101158	5311332	ICESA CITY CAMPUS - PMB		0	2	1	50.0	0	7	0	0.0	3	2	2	100.0
	500181818	5311309	IKUSASELIHLE H	2	0	210	162	77.1	38	198	127	64.1	6	137	114	83.2
	500312724	5311406	IMBALI JS	2	0	17	11	64.7	0	17	16	94.1	6	4	4	100.0
	500161505	5311407	IMVUNULO S	3	0	174	73	42.0	21	83	62	74.7	90	62	53	85.5
	500312354	5311310	INDALA H	3	0	183	72	39.3	202	99	74	74.7	127	94	71	75.5
	500163466	5311111	INGQAYIZIVELE JS	2	0	18	16	88.9	3	17	12	70.6	3	11	4	36.4
	500163577	5311408	INGQWANGELE H	3	2	41	37	90.2	1	45	41	91.1	9	42	21	50.0
	500164095	5311112	INHLANHLAYABEBHUZE H	3	0	44	24	54.5	0	41	29	70.7	11	47	27	57.4
	500164428	5311218	INJOLOBA S	3	0	123	104	84.6	27	112	91	81.3	24	106	74	69.8
	500165131	5311113	INKUMANE H	2	0	0	0		12	6	0	0.0	5	8	1	12.5
	500165649	5311409	INSIKA JS	3	0	26	7	26.9	0	16	8	50.0	0	17	7	41.2
	500492840	5311336	ISIBANI ACADEMY		0	59	20	33.9	0	50	17	34.0	9	25	6	24.0
	500169127	5311114	ISMONT H	2	1	15	4	26.7	0	19	10	52.6	0	5	4	80.0
	500170681	5311219	JABULA COMBINED	3	0	23	9	39.1	7	7	7	100.0	14	10	9	90.0
	500173752	5311220	KHARINA S	5	0	198	189	95.5	0	45	43	95.6	8	166	157	94.6
	500174011	5311115	KHAYELIHLE H	2	0	37	20	54.1	30	76	13	17.1	26	10	5	50.0
	500177674	5311410	KHULEKONKE S	3	0	181	73	40.3	36	209	91	43.5	52	51	44	86.3
	500181337	5311411	KWAMNCANE H	3	35	216	25	11.6	51	72	33	45.8	36	38	22	57.9
	500182891	5311311	KWAPATA S	3	1	226	133	58.8	0	195	117	60.0	11	97	91	93.8
	500184778	5311412	LADUMA H	3	0	58	35	60.3	10	90	44	48.9	32	65	42	64.6
	500185259	5311413	LANGALAKHE H	3	0	61	48	78.7	135	133	33	24.8	70	30	25	83.3

KWAZULU NATAL																	
District Name	EMIS No	Centre No	Centre Name	Quintile	2015				2016				2017			
					No Progressed	Wrote	Achieved	% Achieved	No Progressed	Wrote	Achieved	% Achieved	No Progressed	Wrote	Achieved	% Achieved
UMGUNGUNDLOVU	500185629	5311414	LANGSYDE	2	0	97	86	88.7	1	87	78	89.7	20	80	80	100.0
	500186998	5311221	LINPARK H	5	1	107	80	74.8	4	116	89	76.7	6	89	67	75.3
	500188330	5311415	LUGAJU JS	2	0	23	18	78.3	0	36	12	33.3	13	15	4	26.7
	500189070	5311416	LUTHANDO H	2	0	31	26	83.9	1	36	36	100.0	17	24	22	91.7
	500190254	5311144	MABOMVINI COMBINED	1	0	29	20	69.0	25	34	16	47.1	49	16	16	100.0
	500191253	5311116	MADLANYOKA H	2	0	36	12	33.3	9	23	7	30.4	24	8	3	37.5
	500191697	5311417	MAFAHLENI H	2	0	32	16	50.0	20	13	10	76.9	12	16	12	75.0
	500305398	5311312	MARION H		0	10	3	30.0	0	11	10	90.9	0	12	5	41.7
	500199800	5311313	MARITZBURG COLLEGE	5	0	232	229	98.7	0	254	254	100.0	0	257	257	100.0
	500325968	5311222	MARITZBURG MUSLIM		0	53	53	100.0	0	58	58	100.0	0	52	52	100.0
	500200947	5311117	MASIJABULE H	2	0	152	139	91.4	7	218	189	86.7	18	207	121	58.5
	500200984	5311418	MASIMDUMISE JS	3	0	19	7	36.8	0	9	9	100.0	5	7	7	100.0
	500201391	5311118	MATATANE S	2	0	131	85	64.9	0	119	74	62.2	24	64	54	84.4
	500312761	5311419	MATOMELA H	2	0	82	81	98.8	11	87	86	98.9	64	93	93	100.0
	500203278	5311119	MAYIZEKANYE H	1	0	15	11	73.3	16	15	3	20.0	5	2	2	100.0
	500203389	5311420	MAZWENDODA SS	2	0	98	54	55.1	34	74	51	68.9	28	46	40	87.0
	500203611	5311120	MBAMBANGALO H	3	0	100	40	40.0	0	94	69	73.4	25	86	62	72.1
	500205831	5311421	MCONJWANA H	2	0	166	142	85.5	6	149	131	87.9	8	133	127	95.5
	500205905	5311121	MCOSELELI S	3	0	41	37	90.2	0	42	39	92.9	20	58	51	87.9
	500207015	5311314	MEHLOKAZULU S	4	0	177	121	68.4	3	82	59	72.0	5	57	55	96.5
	500211344	5311145	MJELE S	2	0	64	9	14.1	0	25	16	64.0	23	24	24	100.0
	500211936	5311315	MKHOBENI H	3	0	44	34	77.3	17	58	48	82.8	10	23	15	65.2
	500189662	5311316	ML SULTAN PMB S	5	0	165	148	89.7	0	210	192	91.4	6	162	142	87.7
	500213046	5311422	MLUNGISI S	3	9	116	45	38.8	74	84	43	51.2	45	32	23	71.9
	500213749	5311122	MNTONJANI S	2	0	0	0		5	19	17	89.5	11	14	14	100.0
	500216006	5311423	MPANDE H	3	0	91	49	53.8	4	83	39	47.0	27	62	29	46.8
	500216487	5311123	MPHELANDABA S	3	0	46	26	56.5	24	28	18	64.3	25	14	10	71.4
	500217153	5311124	MPOLWENI S	3	0	75	61	81.3	46	83	46	55.4	87	41	37	90.2
	500217264	5311223	MPOPHOMENI S	3	0	158	125	79.1	53	182	135	74.2	53	68	64	94.1
	500218633	5311424	MSIMUDE H	3	0	53	38	71.7	40	64	60	93.8	9	48	33	68.8
	500219262	5311425	MTHOLANGQONDO S	2	0	34	24	70.6	9	22	21	95.5	25	44	15	34.1
	500324157	5311125	MTHULI SS	2	0	136	86	63.2	0	113	70	61.9	25	104	56	53.8
	500220927	5311126	MUZIKAWUTHANDWA H	2	0	29	6	20.7	2	23	19	82.6	9	23	15	65.2
	500227328	5311127	NGANGEZWE H	3	0	83	64	77.1	73	79	64	81.0	45	35	35	100.0
	500227587	5311427	NGCEDOMHLOPHE H	3	2	109	66	60.6	23	129	101	78.3	16	74	70	94.6
	500230029	5311428	NHLATHIMBE S	2	0	17	13	76.5	16	13	10	76.9	17	10	10	100.0
	500230991	5311225	NIZAMIA ISLAMIC		0	50	50	100.0	1	34	34	100.0	0	37	37	100.0
	500318792	5311317	NOMASWAZI H		0	146	121	82.9	69	136	108	79.4	3	80	75	93.8
	500235283	5311128	NONDENISA S	2	0	147	90	61.2	30	155	117	75.5	45	164	111	67.7
	500236134	5311226	NORTHBURY PARK S	5	17	143	115	80.4	10	182	145	79.7	0	162	142	87.7

KWAZULU NATAL																
District Name	EMIS No	Centre No	Centre Name	Quintile	2015				2016				2017			
					No Progressed	Wrote	Achieved	% Achieved	No Progressed	Wrote	Achieved	% Achieved	No Progressed	Wrote	Achieved	% Achieved
UMGUNGUNDLOVU	500236763	5311227	NOTTINGHAM ROAD COMBINED	1	0	38	30	78.9	14	29	29	100.0	11	10	10	100.0
	500237984	5311129	NSIKAKAZI H	1	1	27	0	0.0	7	8	4	50.0	4	5	1	20.0
	500337884	5311318	NSIKAYETHU S	3	0	115	93	80.9	2	236	209	88.6	4	168	146	86.9
	500238354	5311130	NSONGENI S	1	0	13	10	76.9	19	5	4	80.0	6	5	5	100.0
	500241906	5311228	NYONITHWELE S	3	4	91	85	93.4	15	160	127	79.4	7	123	104	84.6
	500244015	5311229	ONVERWAG COMBINED	2	0	48	13	27.1	37	4	1	25.0	36	9	7	77.8
	500248048	5311429	PHAYIPHINI S	2	0	71	56	78.9	11	70	65	92.9	18	55	55	100.0
	500250342	5311319	PIETERMARITZBURG GIRLS` H	5	0	223	222	99.6	0	223	223	100.0	0	225	224	99.6
	500253894	5311430	QOQISIZWE H	3	16	212	57	26.9	35	56	45	80.4	8	56	52	92.9
	500254671	5311230	RAISETHORPE S	5	0	220	215	97.7	7	192	189	98.4	3	186	185	99.5
	500255633	5311320	RICHMOND COMBINED	5	0	79	62	78.5	0	60	54	90.0	2	90	38	42.2
	500256632	5311231	RUSSEL H	5	0	80	79	98.8	0	110	109	99.1	3	97	93	95.9
	500260258	5311131	SENZAKAHLE S	2	8	14	3	21.4	9	4	3	75.0	3	8	5	62.5
	500260443	5311132	SENZOSABASHA S	2	0	6	5	83.3	0	6	4	66.7	1	7	7	100.0
	500261442	5311431	SHAYABANTU H	3	0	75	33	44.0	0	53	35	66.0	11	19	15	78.9
	500262589	5311438	SIBANESIHLE H	3	0	66	8	12.1	16	29	19	65.5	12	21	12	57.1
	500263218	5311232	SIBONGUMBOMVU COMBINED	1	0	27	27	100.0	0	30	27	90.0	10	19	19	100.0
	500263292	5311133	SIBONGUMUSA H	2	0	107	53	49.5	32	48	37	77.1	32	62	51	82.3
	500265105	5311134	SIKHULILE S	2	0	46	19	41.3	61	41	19	46.3	23	22	19	86.4
	500265179	5311432	SIKHULULIWE S	3	0	62	46	74.2	18	70	46	65.7	20	28	22	78.6
	500265660	5311233	SILVER HEIGHTS S	5	2	112	110	98.2	0	164	162	98.8	0	130	128	98.5
	500266067	5311433	SIMINZA H	2	0	19	12	63.2	0	26	18	69.2	9	11	8	72.7
	500268139	5311321	SIQONGWENI S	4	0	147	122	83.0	0	121	109	90.1	0	82	71	86.6
	500269619	5311322	SIYAHLOMULA S	3	0	68	42	61.8	46	114	79	69.3	30	98	52	53.1
	500269952	5311434	SIYANDA S	3	0	126	75	59.5	8	161	139	86.3	40	127	111	87.4
	500270507	5311435	SIYAZAMA S	2	0	54	32	59.3	17	21	19	90.5	31	26	24	92.3
	500272320	5311234	SMERO S	3	0	148	104	70.3	28	97	82	84.5	15	117	94	80.3
	500272468	5311323	SOBANTU S	3	22	112	62	55.4	41	98	75	76.5	19	78	57	73.1
	500226477	5311135	ST JOSEPHS S	3	0	39	14	35.9	12	26	21	80.8	7	25	21	84.0
	500278388	5311324	SUKUMA COMPREHENSIVE	4	4	113	68	60.2	33	66	58	87.9	8	52	51	98.1
	500279128	5311136	SWAYIMANA H	2	0	60	51	85.0	28	41	33	80.5	62	40	25	62.5
	500279794	5311235	TENDELA COMBINED	3	0	10	5	50.0	0	5	5	100.0	6	2	2	100.0
	500282347	5311137	THOKOZWAYO S	2	0	46	23	50.0	0	28	18	64.3	5	12	12	100.0
	500304806	5311138	THOLIZWE S	2	0	98	84	85.7	3	86	59	68.6	28	64	46	71.9
	500275169	5311139	THUTHUKISA S	1	0	6	0	0.0	0	48	6	12.5	2	5	3	60.0
	500284863	5311140	TRUSTFEED COMBINED	3	0	62	19	30.6	0	53	29	54.7	19	51	29	56.9

KWAZULU NATAL																
District Name	EMIS No	Centre No	Centre Name	Quintile	2015				2016				2017			
					No Progressed	Wrote	Achieved	% Achieved	No Progressed	Wrote	Achieved	% Achieved	No Progressed	Wrote	Achieved	% Achieved
UMGUNGUNDLOVU	0	5514000	UMGUNGUNDLOVU CENTRE										32	49	21	42.9
	500288378	5311325	UMLULAMA S	3	0	88	54	61.4	50	53	42	79.2	39	36	31	86.1
	500289118	5311237	UMTHOMBO S	4	1	30	21	70.0	4	31	18	58.1	23	29	29	100.0
	500289192	5311436	UMTHOQOTHO H	3	0	211	115	54.5	43	109	82	75.2	33	106	74	69.8
	500443926	5311333	UMVUZO S	3	0	117	72	61.5	28	115	90	78.3	35	80	59	73.8
	500289969	5311141	UNOBHALA H	3	0	56	52	92.9	6	67	55	82.1	10	46	42	91.3
	500292633	5311238	VOORTREKKER H	5	1	112	108	96.4	4	119	110	92.4	1	106	101	95.3
	500294594	5311142	WARTBURG-KIRCHDORF	4	0	47	47	100.0	1	58	56	96.6	0	42	42	100.0
	500295778	5311239	WESTON AGRICULTURAL COLLEGE	4	0	31	28	90.3	29	28	28	100.0	0	26	22	84.6
	500296370	5311331	WILLOWFOUNTAIN INTERMEDIATE	3	0	46	26	56.5	2	42	39	92.9	18	51	41	80.4
	500297184	5311240	WOODLANDS S	5	1	162	137	84.6	6	147	106	72.1	2	148	105	70.9
	500298109	5311143	YISE H	2	0	34	20	58.8	8	32	20	62.5	3	23	14	60.9
	500344174	5311326	ZAKHE AGRICULTURAL COLLEGE		0	26	25	96.2	0	26	23	88.5	0	8	5	62.5
	500298775	5311327	ZAMAZULU S	4	0	185	110	59.5	28	151	111	73.5	55	98	69	70.4
	500299774	5311328	ZIBUKEZULU TECHNICAL	4	4	75	28	37.3	9	29	25	86.2	33	29	27	93.1
	500301550	5311437	ZUZULWAZI JS	3	0	20	14	70.0	13	25	19	76.0	2	26	15	57.7
UMKHANYAKUDE	500442779	5111353	ADVENT HOPE CHRISTIAN		2	34	30	88.2	1	36	32	88.9	0	37	34	91.9
	500101824	5111201	AMANDLA H	2	0	115	96	83.5	0	85	71	83.5	38	34	31	91.2
	500310874	5111202	AMANDLETHU JS	2	1	82	60	73.2	14	75	67	89.3	15	104	102	98.1
	500103970	5111101	ASIPHIKELELE S	2	0	36	25	69.4	5	70	51	72.9	9	43	38	88.4
	500108706	5111203	BHEKINDLELA H	3	0	53	28	52.8	13	69	36	52.2	4	40	40	100.0
	500109446	5111301	BHEVULA H	1	0	102	44	43.1	8	62	29	46.8	11	50	33	66.0
	500109890	5111302	BHUKWANA H	1	0	71	40	56.3	9	38	29	76.3	13	35	33	94.3
	500110297	5111303	BIVA COMBINED	2	0	48	43	89.6	1	57	46	80.7	2	78	68	87.2
	500319939	5111102	BONGA S	1	0	92	23	25.0	19	74	25	33.8	15	58	32	55.2
	500113553	5111103	BUKIMVELO H	1	0	68	19	27.9	10	44	9	20.5	17	40	25	62.5
	500119029	5111104	CWAKEME S	2	47	104	35	33.7	5	84	29	34.5	3	45	44	97.8
	500443334	5111149	DLILANGA S	3	0	116	108	93.1	16	138	125	90.6	18	100	95	95.0
	500411144	5111204	DUMANGEZE S	1	8	90	63	70.0	32	102	52	51.0	25	62	41	66.1
	500131942	5111305	EMBETHA S	2	0	18	7	38.9	19	24	15	62.5	11	12	11	91.7
	500132349	5111153	EMCHAKWENI HIGH	2	1	68	53	77.9	5	124	88	71.0	41	94	61	64.9
	500135013	5111105	EMTHULASIZWE H	2	0	41	17	41.5	9	27	12	44.4	8	18	14	77.8
	500139416	5111106	EQAKWINI H	1	1	85	62	72.9	0	68	49	72.1	0	67	55	82.1
	500311022	5111307	ESIGEDENI JS	1	0	46	31	67.4	5	51	30	58.8	4	33	31	93.9
	500141118	5111308	ESIPHONDWENI H	1	0	102	74	72.5	10	110	81	73.6	19	109	89	81.7
	500141340	5111107	ESIQIWINI S	2	0	95	28	29.5	4	55	44	80.0	9	53	48	90.6

KWAZULU NATAL																	
District Name	EMIS No	Centre No	Centre Name	Quintile	2015				2016				2017			
					No Progressed	Wrote	Achieved	% Achieved	No Progressed	Wrote	Achieved	% Achieved	No Progressed	Wrote	Achieved	% Achieved
UMKHANYAKUDE	500143190	5111309	EZIBUKWENI S	2	0	136	115	84.6	37	131	105	80.2	43	136	101	74.3
	500143227	5111108	EZIFUNDENI H	1	0	92	30	32.6	25	52	15	28.8	52	30	23	76.7
	500316572	5111205	EZINHLABENI S	1	0	98	93	94.9	8	123	107	87.0	0	116	85	73.3
	500339586	5111206	GAMULA JS	1	0	23	12	52.2	17	15	13	86.7	7	11	10	90.9
	500320124	5111109	GILONKI S	1	9	49	26	53.1	0	29	29	100.0	0	35	33	94.3
	500150479	5111110	GODLOZA H	2	7	79	22	27.8	12	32	16	50.0	1	34	25	73.5
	500153439	5111207	HAMBISANANI H	2	0	152	124	81.6	5	152	110	72.4	3	101	88	87.1
	500442150	5111349	HHOYE S	1	0	30	27	90.0	23	41	40	97.6	11	33	33	100.0
	500333777	5111310	HLAZAZANE JS	1	0	23	11	47.8	12	23	10	43.5	6	16	8	50.0
	500162985	5111208	IDUNDUBALA S	2	0	39	3	7.7	1	16	7	43.8	16	8	0	0.0
	500171088	5111311	IGUGU LESIZWE S	2	0	306	209	68.3	35	416	310	74.5	31	520	424	81.5
	500160062	5111111	IKUSASALETHU S	2	0	194	157	80.9	60	226	121	53.5	19	133	110	82.7
	500441632	5111264	IMPALA S	2					6	56	11	19.6	4	37	21	56.8
	500163725	5111209	INGWAVUMA H	2	0	95	73	76.8	11	94	62	66.0	3	87	68	78.2
	500147926	5111312	INJULA COMBINED	2	0	73	42	57.5	18	92	46	50.0	9	108	60	55.6
	500167684	5111210	ISICELOSETHU H	2	24	151	100	66.2	1	106	90	84.9	3	109	66	60.6
	500168535	5111211	ISIPHOSETHU SS	2	0	93	41	44.1	20	45	37	82.2	16	55	51	92.7
	500310467	5111212	ISIVUNGUVUNGU JS	1	12	61	29	47.5	11	49	31	63.3	4	41	24	58.5
	500169238	5111112	ISOLESIZWE SS	1	0	53	32	60.4	0	64	39	60.9	0	66	46	69.7
	500327376	5111213	JEVU JS	1	4	155	101	65.2	14	116	82	70.7	26	128	87	68.0
	500310911	5111313	JIKIJELA JS	2	9	68	49	72.1	0	67	57	85.1	11	66	49	74.2
	500400525	5111261	JOHN WESLEY KOSI BAY PRIVATE		0	46	46	100.0	6	50	49	98.0	0	40	40	100.0
	500310948	5111314	JUSTICE NXUMALO S	1	0	108	78	72.2	23	103	59	57.3	4	110	84	76.4
	500304917	5111214	KHOBONGO JS	1	2	26	9	34.6	3	32	15	46.9	0	23	19	82.6
	500448847	5111151	KINGDOM CHRISTIAN COLLEGE		0	42	38	90.5	0	43	37	86.0	0	38	38	100.0
	500177637	5111113	KUFEZEKILE S	1	0	145	58	40.0	35	51	43	84.3	17	87	61	70.1
	500309764	5111315	KWABAMBA JS	1	0	27	17	63.0	9	14	13	92.9	20	17	14	82.4
	500178969	5111114	KWABULAWAYO S	2	20	43	38	88.4	11	26	25	96.2	5	42	33	78.6
	500179524	5111317	KWAGIBA H	2	0	230	133	57.8	40	155	101	65.2	9	102	74	72.5
	500178118	5111115	KWAGXABA S	1	0	25	16	64.0	15	15	13	86.7	1	22	15	68.2
	500185481	5111216	LANGELIHLE H	1	0	65	47	72.3	5	59	54	91.5	25	79	56	70.9
	500186369	5111318	LIFALETHU S	1	0	17	12	70.6	5	14	10	71.4	14	21	11	52.4
	500441669	5111255	LUBELO S	2	2	33	28	84.8	3	47	35	74.5	2	25	24	96.0
	500446220	5111254	LUBHOKO COMPREHENSIVE H	1	0	44	44	100.0	3	68	52	76.5	5	79	69	87.3
	500189773	5111319	MABANDLENI H	1	0	106	70	66.0	0	106	66	62.3	4	98	90	91.8
	500310134	5111320	MADLAKA JS	2	3	29	18	62.1	4	30	18	60.0	6	7	7	100.0
	500191586	5111116	MADWALENI S	2	0	117	75	64.1	35	113	80	70.8	0	96	66	68.8
	500194398	5111321	MAKHASA H	2	1	65	45	69.2	6	45	43	95.6	0	39	38	97.4

KWAZULU NATAL																	
District Name	EMIS No	Centre No	Centre Name	Quintile	2015				2016				2017			
					No Progressed	Wrote	Achieved	% Achieved	No Progressed	Wrote	Achieved	% Achieved	No Progressed	Wrote	Achieved	% Achieved
UMKHANYAKUDE	500194916	5111322	MALABELA JS	1	0	56	24	42.9	62	78	45	57.7	0	69	50	72.5
	500309912	5111217	MALOBENI H	1	14	77	28	36.4	11	34	18	52.9	7	19	16	84.2
	500197025	5111323	MANGWAZANA S	2	0	39	28	71.8	11	38	32	84.2	12	47	43	91.5
	500309949	5111218	MANHLENGA JS	1	0	39	4	10.3	10	18	7	38.9	11	12	11	91.7
	500310023	5111324	MANKENKE JS	1	2	46	27	58.7	0	31	22	71.0	6	41	27	65.9
	500325304	5111325	MANTINTI H	1	7	26	11	42.3	3	11	11	100.0	2	8	7	87.5
	500200170	5111219	MASHALAZA H	1	0	102	81	79.4	13	112	85	75.9	13	87	76	87.4
	500200799	5111117	MASIBONISANE S	2	0	211	162	76.8	26	171	139	81.3	23	163	147	90.2
	500202464	5111220	MAVELA H	1	18	199	151	75.9	12	155	123	79.4	8	209	163	78.0
	500202649	5111326	MAVUSO H	1	0	53	29	54.7	12	56	45	80.4	1	66	42	63.6
	500202908	5111118	MAWOMBE S	2	0	64	29	45.3	16	41	15	36.6	21	43	34	79.1
	500204721	5111119	MBONGENI H	1	0	29	13	44.8	6	25	10	40.0	8	29	25	86.2
	500204869	5111120	MBOPHA H	3	0	188	120	63.8	21	126	110	87.3	0	180	89	49.4
	500206127	5111221	MDLADLA H	1	0	63	46	73.0	1	114	68	59.6	2	66	49	74.2
	500304362	5111327	MDOLOMBA JS	2	0	52	35	67.3	15	41	34	82.9	22	41	28	68.3
	500206497	5111328	MDUKU H	2	54	172	110	64.0	66	193	128	66.3	0	134	92	68.7
	500206919	5111121	MDUNGANDLOVU H	2	0	79	47	59.5	3	49	33	67.3	27	33	26	78.8
	500209864	5111122	MGWAZENI S	3	0	210	104	49.5	37	115	60	52.2	55	63	47	74.6
	500210641	5111223	MHLUPHEKI JS	1	0	56	42	75.0	0	71	23	32.4	26	27	23	85.2
	500211455	5111329	MJINDI S	1	0	73	45	61.6	0	93	75	80.6	20	73	68	93.2
	500211640	5111123	MKHALIPHI H	1	0	153	99	64.7	41	83	63	75.9	14	87	78	89.7
	500314426	5111224	MLINGO H	2	0	45	6	13.3	13	45	8	17.8	5	21	13	61.9
	500213083	5111330	MMEMEZI S	2	0	66	30	45.5	1	58	36	62.1	16	33	31	93.9
	500213120	5111124	MMISO H	2	0	68	14	20.6	9	31	24	77.4	10	40	33	82.5
	500213675	5111331	MNTANENKOSI H	1	0	104	95	91.3	0	123	104	84.6	4	96	58	60.4
	500215229	5111332	MOSES ZIKHALI S	2	0	78	60	76.9	0	57	48	84.2	8	80	78	97.5
	500216857	5111333	MPIYAKHE H	2	0	65	61	93.8	16	73	58	79.5	23	44	40	90.9
	500218374	5111334	MSHANGUZANA H	1	0	28	16	57.1	5	41	16	39.0	3	44	22	50.0
	500309875	5111225	MSHUDU JS	1	0	105	57	54.3	0	71	62	87.3	19	38	38	100.0
	500218744	5111226	MSIYANE H	2	0	92	47	51.1	15	85	56	65.9	7	79	58	73.4
	500441484	5111352	MTHAMBALALA S	1	0	55	32	58.2	3	43	19	44.2	10	43	15	34.9
	500327598	5111227	MTHANTI COMMERCIAL and TECHNICAL S	2	0	150	50	33.3	6	36	26	72.2	21	49	17	34.7
	500219854	5111228	MTSHAKELA H	1	0	78	46	59.0	14	43	31	72.1	9	47	41	87.2
	500327265	5111229	MTSHELEKWANE S	1	0	34	29	85.3	5	38	25	65.8	3	33	25	75.8
	500334776	5111152	MTUBA CHRISTIAN ACADEMY										0	8	8	100.0
	500443556	5111148	MTUBATUBA H	3	1	64	51	79.7	6	49	38	77.6	0	55	46	83.6
	500220372	5111335	MTWAZI COMBINED	2	0	63	55	87.3	29	75	71	94.7	24	67	64	95.5
	500442187	5111260	MVUZOMUHLE S	3	2	26	9	34.6	15	34	10	29.4	19	14	4	28.6
	500441891	5111257	MZIBULI S	1	0	39	25	64.1	2	58	38	65.5	0	51	42	82.4

KWAZULU NATAL																	
District Name	EMIS No	Centre No	Centre Name	Quintile	2015				2016				2017			
					No Progressed	Wrote	Achieved	% Achieved	No Progressed	Wrote	Achieved	% Achieved	No Progressed	Wrote	Achieved	% Achieved
UMKHANYAKUDE	500222999	5111230	NAMANENI H	1	0	166	112	67.5	7	118	77	65.3	42	116	88	75.9
	500223147	5111231	NANSINDLELA COMBINED	4	0	55	28	50.9	13	31	21	67.7	10	28	21	75.0
	500336996	5111125	NDABAZAMANINA H	1	4	62	22	35.5	2	40	23	57.5	2	40	33	82.5
	500224331	5111126	NDABEZIPHEZULU S	1	22	45	12	26.7	9	24	19	79.2	16	35	23	65.7
	500224590	5111232	NDAMKANE H	2	0	37	30	81.1	61	77	47	61.0	0	45	37	82.2
	500225034	5111127	NDIMANDE H	1	0	98	49	50.0	8	49	19	38.8	5	56	23	41.1
	500225959	5111233	NDUMO S	2	52	146	78	53.4	29	91	72	79.1	63	138	65	47.1
	500227476	5111234	NGAZINI JS	2	0	41	25	61.0	1	47	29	61.7	5	44	35	79.5
	500227809	5111128	NGEBEZA H	2	0	87	38	43.7	10	108	59	54.6	3	56	40	71.4
	500229807	5111336	NHLAMBANYATHI JS	2	0	20	7	35.0	6	14	14	100.0	5	16	16	100.0
	500341362	5111235	NHLANGE JS	2	0	54	46	85.2	8	52	40	76.9	11	40	38	95.0
	500310393	5111236	NHLANHLIVELE JS	1	0	24	13	54.2	3	13	8	61.5	6	15	13	86.7
	500230214	5111129	NHLIZIYO S	2	0	38	26	68.4	8	44	32	72.7	13	38	35	92.1
	500446183	5111347	NKANYISO S	1	0	17	10	58.8	7	25	20	80.0	6	22	7	31.8
	500232064	5111130	NKODIBE S	3	0	160	120	75.0	40	149	125	83.9	25	149	117	78.5
	500443593	5111150	NKOMBOSE S	3	0	124	77	62.1	16	149	68	45.6	4	127	85	66.9
	500232545	5111131	NKOSANA H	2	20	121	73	60.3	24	76	64	84.2	22	60	42	70.0
	500307396	5111132	NKOSIKAYINGANGATHI S	2	0	56	50	89.3	9	69	63	91.3	17	55	50	90.9
	500233544	5111337	NOBIYA H	1	0	34	20	58.8	18	32	19	59.4	3	25	18	72.0
	500233692	5111237	NODINEKA JS	1	0	168	141	83.9	8	156	120	76.9	0	160	137	85.6
	500234617	5111133	NOMATHIYA S	3	7	211	102	48.3	103	213	76	35.7	24	116	79	68.1
	500235357	5111134	NONDUMISO S	2	0	79	38	48.1	0	74	43	58.1	7	62	34	54.8
	500236689	5111238	NOTHANDO H	1	4	104	47	45.2	26	60	50	83.3	42	62	55	88.7
	500326044	5111239	NQOBIZAZI JS	2	0	57	24	42.1	2	59	35	59.3	8	32	28	87.5
	500237836	5111240	NSALAMANGA H	1	0	90	61	67.8	29	65	54	83.1	28	56	53	94.6
	500239205	5111135	NTAMINEMIDWA H	1	0	40	5	12.5	1	19	11	57.9	0	16	12	75.0
	500310541	5111338	NTSHINGWAYO S	2	0	17	3	17.6	9	34	29	85.3	6	30	17	56.7
	500240759	5111339	NTSINDE COMMERCIAL H	2	0	25	24	96.0	14	20	20	100.0	15	38	38	100.0
	500309986	5111241	NYAMANE S	2	7	66	46	69.7	22	47	46	97.9	4	42	39	92.9
	500248973	5111136	PHIWAMANDLA S	1	0	53	22	41.5	0	81	21	25.9	20	52	32	61.5
	500441965	5111263	PHUMLANI S	2	0	74	33	44.6	25	79	32	40.5	12	47	32	68.1
	500250083	5111242	PHUNGAZA H	1	120	211	50	23.7	0	131	49	37.4	0	64	43	67.2
	500310430	5111243	QOSHAMA SS	2	11	38	30	78.9	9	36	25	69.4	0	33	29	87.9
	500325045	5111340	SANDLASENKOSI S	2	0	15	14	93.3	12	14	10	71.4	8	16	16	100.0
	500261553	5111244	SHAYINA H	2	1	158	77	48.7	8	106	71	67.0	9	103	84	81.6
	500261849	5111245	SHENGEZA H	1	24	143	52	36.4	14	94	54	57.4	17	57	50	87.7
	500307433	5111137	SHIYINKOSI S	3	0	75	51	68.0	15	72	56	77.8	9	47	34	72.3
	500262848	5111246	SIBHAMU H	1	0	52	47	90.4	20	82	54	65.9	10	53	26	49.1
	500307470	5111138	SIBONGASONKE JS	1	0	79	68	86.1	1	63	56	88.9	17	54	44	81.5

KWAZULU NATAL																	
District Name	EMIS No	Centre No	Centre Name	Quintile	2015				2016				2017			
					No Progressed	Wrote	Achieved	% Achieved	No Progressed	Wrote	Achieved	% Achieved	No Progressed	Wrote	Achieved	% Achieved
UMKHANYAKUDE	500324675	5111139	SILETHUKUKHANYA H	3	6	147	125	85.0	20	184	162	88.0	13	114	100	87.7
	500266548	5111341	SINETHEZEKILE COMBINED	2	32	343	328	95.6	6	376	359	95.5	12	453	382	84.3
	500267695	5111140	SIPHOSABADLETSHE H	1	0	162	95	58.6	58	151	72	47.7	26	114	70	61.4
	500341325	5111247	SITHEMBINHLANHLA S	1	0	97	63	64.9	10	57	43	75.4	16	74	53	71.6
	500442076	5111256	SIYAKHULA S	2	0	58	19	32.8	29	29	8	27.6	0	41	22	53.7
	500445998	5111348	SIYAPHAMBILI S	2	36	49	22	44.9	1	33	25	75.8	54	24	18	75.0
	500270211	5111141	SIYAQALA S	2	0	77	39	50.6	59	48	24	50.0	11	33	26	78.8
	500270655	5111142	SIYELULAMA H	2	0	128	51	39.8	0	88	65	73.9	5	84	36	42.9
	500271025	5111248	SIZAMINQUBEKO COMBINED	2	0	56	48	85.7	13	75	63	84.0	21	75	58	77.3
	500273060	5111143	SOMFULA S	2	0	132	94	71.2	21	155	64	41.3	25	115	82	71.3
	500277722	5111249	STAR OF THE SEA H	2	0	105	99	94.3	0	127	120	94.5	8	87	86	98.9
	500313945	5111342	SUKASAMBE JS	1	19	38	7	18.4	10	35	14	40.0	11	13	8	61.5
	500281163	5111144	THEKELISULWAZI S	2	0	36	8	22.2	5	27	13	48.1	5	22	12	54.5
	500283050	5111250	THONGWANA JS	1	0	185	136	73.5	50	299	216	72.2	90	398	312	78.4
	500283457	5111145	THULASIBONE H	1	0	54	7	13.0	11	11	11	100.0	11	12	12	100.0
	0	5111262	UBOMBO TECHNICAL & COMMERCIAL		7	487	437	89.7	187	558	507	90.9	3	575	500	87.0
	500287305	5111146	UMFOLOZI H	4	42	207	127	61.4	70	223	143	64.1	42	144	112	77.8
	500307655	5111147	VEZOBALA JS	2	0	149	69	46.3	55	75	49	65.3	18	140	79	56.4
	500293003	5111343	VUKANI-BANTWANA H	1	3	70	46	65.7	34	79	30	38.0	0	53	23	43.4
	500310800	5111251	VULAKWENILE JS	2	0	155	84	54.2	14	152	66	43.4	38	94	61	64.9
	500442002	5111258	ZAMINTUTHUKO S	1	0	69	31	44.9	1	77	29	37.7	10	55	44	80.0
	500299256	5111252	ZANDLAZETHU H	2	0	203	108	53.2	20	124	91	73.4	0	81	62	76.5
	500299515	5111344	ZENZELENI S	2	0	79	72	91.1	17	113	105	92.9	99	92	88	95.7
	500442039	5111350	ZIMELE S	3	0	34	11	32.4	6	17	15	88.2	15	16	16	100.0
	500301143	5111253	ZOMBIZWE H	2	7	27	27	100.0	0	19	18	94.7	22	31	23	74.2
	500325267	5111346	ZWILENKOSI JS	1	0	12	10	83.3	0	13	11	84.6	2	21	16	76.2
UMLAZI	500305916	5411301	ADAMS COLLEGE	4	0	157	157	100.0	7	186	173	93.0	0	116	111	95.7
	500442631	5411243	AFRICAN VISION S		0	84	16	19.0	2	40	7	17.5	0	10	4	40.0
	500100085	5411101	AJ MWELASE S	4	0	119	70	58.8	47	72	50	69.4	36	59	35	59.3
	500187368	5411201	AL-FALAAH COLLEGE		0	68	68	100.0	0	71	71	100.0	0	73	73	100.0
	500102231	5411302	AMANZIMTOTI H	5	1	131	131	100.0	0	125	124	99.2	0	119	115	96.6
	500489991	5411250	ANCHORLITE INDEPENDENT		1	46	24	52.2	1	15	5	33.3	0	20	5	25.0
	500103304	5411102	APOLLO S	5	0	90	78	86.7	14	78	69	88.5	7	60	58	96.7
	500103526	5411103	ARENA PARK S	5	0	165	160	97.0	3	144	142	98.6	0	180	177	98.3
	500104118	5411104	ASOKA S	4	0	85	61	71.8	8	87	67	77.0	0	99	71	71.7
	500104451	5411512	AVOCA SECONDARY SCHOOL	5	0	158	112	70.9	3	145	131	90.3	12	120	76	63.3

KWAZULU NATAL																	
District Name	EMIS No	Centre No	Centre Name	Quintile	2015				2016				2017			
					No Progressed	Wrote	Achieved	% Achieved	No Progressed	Wrote	Achieved	% Achieved	No Progressed	Wrote	Achieved	% Achieved
UMLAZI	500106745	5411203	BECHET S	5	0	184	156	84.8	16	195	181	92.8	0	161	137	85.1
	500400821	5411256	BLUFF CHRISTIAN ACADEMY		0	8	8	100.0	0	9	9	100.0	0	11	10	90.9
	500110889	5411204	BONELA S	4	0	176	97	55.1	20	132	87	65.9	2	123	74	60.2
	500112295	5411105	BRETTONWOOD H	5	0	161	136	84.5	1	136	116	85.3	10	120	106	88.3
	500112480	5411106	BRINDHAVAN S	4	1	113	66	58.4	2	105	63	60.0	8	94	64	68.1
	500113775	5411205	BURNWOOD S	5	3	185	113	61.1	0	146	99	67.8	12	152	122	80.3
	500489880	5411146	CAMELOT COLLEGE		0	8	7	87.5	0	6	6	100.0	1	8	7	87.5
	500115625	5411206	CENTENARY S	5	2	175	144	82.3	7	154	125	81.2	9	170	144	84.7
	500116069	5411303	CHARLES SABELO H	3	0	83	29	34.9	27	82	32	39.0	14	32	16	50.0
	500116143	5411107	CHATSWORTH S	5	0	70	29	41.4	3	44	12	27.3	12	27	21	77.8
	500342657	5411207	CHESTERVILLE EXTENSION S	5	2	142	138	97.2	24	134	128	95.5	34	128	123	96.1
	500116254	5411208	CHESTERVILLE S	3	1	73	44	60.3	30	180	67	37.2	40	144	116	80.6
	500126984	5411209	CHRISTIAN H		0	204	108	52.9	5	231	129	55.8	14	92	49	53.3
	500116846	5411401	CLAIRWOOD S	5	0	288	140	48.6	26	187	118	63.1	0	155	90	58.1
	500328079	5411210	CRESCENT GIRLS` H		0	45	45	100.0	0	40	40	100.0	0	55	54	98.2
	500118696	5411109	CROSSMOOR S	4	0	187	185	98.9	0	192	191	99.5	1	188	183	97.3
	500119917	5411211	DANVILLE PARK GIRLS` H	5	0	132	132	100.0	0	156	156	100.0	0	128	128	100.0
	500122137	5411402	DLOKO H	3	0	75	35	46.7	17	73	38	52.1	44	54	43	79.6
	500123284	5411304	DR NEMBULA H	3	0	91	29	31.9	33	58	37	63.8	51	36	24	66.7
	500443038	5411143	DUMISANI MAKHAYE H	3	1	140	113	80.7	4	151	112	74.2	0	122	92	75.4
	500121656	5411212	DURBAN ACADEMY H	5	0	98	85	86.7	2	96	71	74.0	0	100	78	78.0
	500492914	5411254	DURBAN COMMERCIAL COLLEGE		0	21	1	4.8	7	19	4	21.1	0	45	12	26.7
	500125245	5411110	DURBAN GIRLS` H	5	0	226	226	100.0	0	218	218	100.0	4	236	236	100.0
	500125282	5411214	DURBAN GIRLS` S	5	3	167	158	94.6	1	108	105	97.2	4	95	90	94.7
	500125356	5411215	DURBAN H	5	0	218	208	95.4	0	183	179	97.8	2	150	149	99.3
	500448218	5411253	DURBAN MATRIC & FET ACADEMY		0	33	20	60.6	0	20	13	65.0	3	21	11	52.4
	500100529	5411216	DURBAN NORTH COLLEGE	5	0	86	85	98.8	4	67	66	98.5	0	75	73	97.3
	500114515	5411108	EDEN COLLEGE DURBAN		0	34	34	100.0	0	44	44	100.0	0	35	35	100.0
	500127132	5411217	EFFINGHAM S	4	1	117	101	86.3	0	140	126	90.0	0	142	131	92.3
	500129463	5411403	EKWAZINI H	4	0	193	104	53.9	10	188	113	60.1	12	136	77	56.6
	500132016	5411404	EMBIZWENI H	3	5	130	82	63.1	10	167	80	47.9	16	130	67	51.5
	500135531	5411405	ENALENI S	4	1	147	115	78.2	13	136	103	75.7	2	121	85	70.2
	500342583	5411306	ESIZIBENI SIVANANDA VASWANI COMP H	3	66	221	113	51.1	3	202	120	59.4	14	194	146	75.3
	500144152	5411218	FAIRVALE S	5	0	175	135	77.1	26	138	102	73.9	4	151	97	64.2
	500145188	5411307	FOLWENI H	3	0	185	117	63.2	50	138	82	59.4	111	148	77	52.0
	500305620	5411308	FUNDINDUKU S	3	2	75	24	32.0	16	69	18	26.1	22	57	25	43.9

KWAZULU NATAL																
District Name	EMIS No	Centre No	Centre Name	Quintile	2015				2016				2017			
					No Progressed	Wrote	Achieved	% Achieved	No Progressed	Wrote	Achieved	% Achieved	No Progressed	Wrote	Achieved	% Achieved
UMLAZI	500146261	5411219	FUTURA H		0	284	171	60.2	16	217	151	69.6	6	125	73	58.4
	500147001	5411406	GANGES S	4	0	183	114	62.3	4	197	149	75.6	19	202	146	72.3
	500148185	5411220	GEORGE CAMPBELL TECHNICAL H	5	0	152	132	86.8	8	167	150	89.8	4	154	131	85.1
	500149702	5411111	GLENOVER S	5	0	81	39	48.1	0	70	36	51.4	18	53	24	45.3
	500149924	5411112	GLENWOOD H	5	1	213	205	96.2	0	206	206	100.0	0	181	175	96.7
	500152144	5411221	GROSVENOR BOYS` H	5	0	97	80	82.5	0	72	61	84.7	0	64	52	81.3
	500152181	5411222	GROSVENOR GIRLS` H	5	2	139	133	95.7	2	133	131	98.5	0	132	129	97.7
	500153513	5411309	HAMILTON MAKHANYA S	3	0	55	14	25.5	11	46	17	37.0	70	24	12	50.0
	500155548	5411223	HILLGROVE S	5	0	252	182	72.2	22	156	108	69.2	38	189	106	56.1
	500302253	5411142	HOLY FAMILY COLLEGE		0	51	49	96.1	0	44	39	88.6	0	44	42	95.5
	500125171	5411224	HUNT ROAD S	5	0	81	67	82.7	1	101	75	74.3	3	67	52	77.6
	500430273	5411246	ICESA MATRIC SCHOOL		0	74	33	44.6	1	19	7	36.8	1	34	13	38.2
	500159544	5411407	IGAGASI H	4	0	170	124	72.9	21	219	111	50.7	0	166	91	54.8
	500418137	5411113	IHSAAN BOYS` COLLEGE		0	12	11	91.7	0	14	14	100.0	0	13	12	92.3
	500413993	5411114	IHSAAN GIRLS` COLLEGE		0	41	41	100.0	0	37	37	100.0	0	27	27	100.0
	500448107	5411255	INTUITION COLLEGE		18	39	5	12.8	0	4	2	50.0	12	10	2	20.0
	500168720	5411409	ISIPINGO S	4	1	150	133	88.7	14	123	117	95.1	1	179	165	92.2
	500168905	5411311	ISISUSA S	1	4	44	42	95.5	0	53	43	81.1	19	50	13	26.0
	500444148	5411249	ISLAMIC DAWAH COLLEGE		0	12	8	66.7	0	25	17	68.0	0	9	3	33.3
	500169201	5411312	ISOLEMAMBA S	2	0	102	100	98.0	2	78	73	93.6	2	119	93	78.2
	500173789	5411115	KHARWASTAN S	5	0	171	168	98.2	4	149	145	97.3	3	197	186	94.4
	500183335	5411116	KING SHAKA H	4	7	146	68	46.6	42	146	77	52.7	54	93	44	47.3
	500176157	5411314	KINGSWAY H	5	0	199	193	97.0	0	166	164	98.8	0	204	197	96.6
	500177970	5411315	KUSWAG	5	0	80	78	97.5	0	75	75	100.0	0	86	84	97.7
	500180412	5411316	KWAMAKHUTHA COMPREHENSIVE H	4	3	192	97	50.5	45	172	138	80.2	74	158	128	81.0
	500180782	5411410	KWAMATHANDA H	4	0	72	52	72.2	6	112	69	61.6	48	54	32	59.3
	500181115	5411411	KWAMGAGA H	4	2	119	92	77.3	6	119	101	84.9	54	139	86	61.9
	500183261	5411117	KWASANTI PUBLIC S	3	0	215	183	85.1	1	248	187	75.4	47	153	133	86.9
	500184889	5411225	LAKEHAVEN S	5	0	142	91	64.1	2	96	87	90.6	7	71	57	80.3
	500185074	5411118	LAMONTVILLE H	4	0	231	88	38.1	19	195	89	45.6	54	182	120	65.9
	500188367	5411317	LUGOBE S	3	0	114	39	34.2	6	100	26	26.0	61	75	32	42.7
	500191845	5411412	MAFUMBUKA H	4	0	128	58	45.3	18	96	49	51.0	5	100	55	55.0
	500194842	5411413	MAKHUMBUZA H	3	0	85	71	83.5	3	112	72	64.3	45	153	94	61.4
	500199245	5411119	MARGOT FONTEIN S	2	0	261	182	69.7	49	153	125	81.7	18	179	147	82.1
	500199874	5411120	MARKLANDS S	5	0	103	80	77.7	8	75	61	81.3	14	113	71	62.8
	500305879	5411318	MASAKHANENI SS	4	82	95	71	74.7	8	97	77	79.4	29	121	85	70.2
	500201169	5411414	MASON LINCOLN SPECIAL		0	9	8	88.9	1	8	4	50.0	4	12	4	33.3

KWAZULU NATAL																	
District Name	EMIS No	Centre No	Centre Name	Quintile	2015				2016				2017			
					No Progressed	Wrote	Achieved	% Achieved	No Progressed	Wrote	Achieved	% Achieved	No Progressed	Wrote	Achieved	% Achieved
UMLAZI	500306212	5411744	MATHINTA SECONDARY SCHOOL	3	0	70	43	61.4	4	39	31	79.5	23	76	47	61.8
	500340807	5411226	MAYVILLE S	3	2	124	91	73.4	24	135	73	54.1	67	137	86	62.8
	500203648	5411319	MBAMBANGWE S	3	0	87	24	27.6	15	65	32	49.2	9	51	28	54.9
	500205942	5411320	MCOTHOYI S	3	0	77	32	41.6	7	44	29	65.9	19	92	56	60.9
	500206867	5411121	MEADOWLANDS S	5	1	122	108	88.5	3	115	100	87.0	8	104	92	88.5
	500207681	5411415	MENZI H	4	1	158	158	100.0	10	56	56	100.0	17	126	126	100.0
	500207866	5411416	MEREBANK S	5	0	166	149	89.8	9	164	140	85.4	0	188	167	88.8
	500209975	5411321	MHAWU H	3	8	121	43	35.5	15	98	45	45.9	10	42	30	71.4
	500213342	5411322	MNGANIWAKHE S	3	2	55	15	27.3	9	33	6	18.2	20	19	16	84.2
	500214526	5411122	MONTARENA S	4	0	94	53	56.4	0	111	84	75.7	0	97	58	59.8
	500215710	5411417	MOWAT PARK H	5	0	197	177	89.8	1	138	129	93.5	2	136	119	87.5
	500218966	5411323	MTHAMBO H	2	0	46	3	6.5	4	33	0	0.0	16	19	1	5.3
	500222333	5411418	MZIWAMANDLA H	4	0	54	48	88.9	29	136	66	48.5	0	193	59	30.6
	500223332	5411324	NATHANIEL SABELO S	3	0	38	11	28.9	12	31	10	32.3	25	21	6	28.6
	500224960	5411325	NDEYA ZENEX S	3	0	54	21	38.9	5	59	21	35.6	16	38	17	44.7
	500225774	5411326	NDONYELA JS	3	0	19	5	26.3	8	24	2	8.3	22	6	1	16.7
	500225885	5411419	NDUKWENHLE H	4	0	47	33	70.2	4	75	43	57.3	30	44	31	70.5
	500226366	5411420	NEW FOREST H	5	0	154	149	96.8	2	160	151	94.4	1	136	134	98.5
	500226773	5411227	NEW WEST S	5	0	254	220	86.6	8	246	193	78.5	0	250	183	73.2
	500226958	5411123	NEWHAVEN S	4	12	132	115	87.1	3	111	104	93.7	15	116	107	92.2
	500234691	5411327	NOMAVIMBELA H	2	0	29	14	48.3	0	27	19	70.4	47	22	20	90.9
	500236319	5411228	NORTHLANDS GIRLS` H	5	0	125	125	100.0	0	112	112	100.0	2	135	135	100.0
	500236615	5411229	NORTHWOOD H	5	5	167	162	97.0	1	183	179	97.8	2	171	162	94.7
	500241166	5411328	NTWENHLE S	3	9	89	22	24.7	51	94	20	21.3	22	57	10	17.5
	500241277	5411329	NWABI H	3	0	50	37	74.0	0	32	24	75.0	15	71	37	52.1
	500341769	5411230	OAKRIDGE COLLEGE		0	23	23	100.0	0	24	23	95.8	0	24	22	91.7
	500243053	5411421	OGWINI COMPREHENSIVE	4	59	432	370	85.6	55	502	455	90.6	97	534	462	86.5
	500243571	5411422	OKUMHLOPHE SS	4	0	194	128	66.0	9	226	111	49.1	34	87	53	60.9
	500244089	5411124	OPEN AIR		0	28	28	100.0	3	29	29	100.0	2	15	15	100.0
	500244644	5411231	ORIENT ISLAMIC		0	140	139	99.3	0	144	144	100.0	0	122	119	97.5
	500245458	5411232	OVERPORT S	5	0	176	136	77.3	1	190	152	80.0	22	134	97	72.4
	500246272	5411233	PARKHILL S	5	1	182	157	86.3	13	170	124	72.9	12	175	127	72.6
	500247308	5411148	PHAKATHI SECONDARY	3	0	74	40	54.1	96	120	74	61.7	25	139	73	52.5
	500247567	5411424	PHAMBILI H	5	0	109	55	50.5	1	196	116	59.2	6	285	195	68.4
	500251008	5411125	PORT NATAL	5	0	64	63	98.4	0	52	52	100.0	0	37	36	97.3
	500245791	5411423	PR PATHER S	5	1	133	109	82.0	5	153	130	85.0	1	101	89	88.1
	500251896	5411126	PROTEA S	5	0	57	39	68.4	6	53	30	56.6	5	54	37	68.5
	500252747	5411425	QHILIKA S	4	9	226	170	75.2	120	205	132	64.4	42	191	129	67.5
	500254190	5411127	QUEENSBURGH GIRLS H	5	2	170	168	98.8	1	162	161	99.4	1	173	171	98.8

KWAZULU NATAL																	
District Name	EMIS No	Centre No	Centre Name	Quintile	2015				2016				2017			
					No Progressed	Wrote	Achieved	% Achieved	No Progressed	Wrote	Achieved	% Achieved	No Progressed	Wrote	Achieved	% Achieved
UMLAZI	500254116	5411128	QUEENSBURGH H	5	0	156	140	89.7	4	99	84	84.8	2	109	87	79.8
	500255189	5411426	REUNION S	4	0	162	144	88.9	5	125	104	83.2	20	126	74	58.7
	500255744	5411234	RIDGE PARK COLLEGE	5	0	184	184	100.0	0	172	172	100.0	0	193	190	98.4
	500255892	5411129	RISECLIFF S	5	0	118	99	83.9	4	88	72	81.8	14	86	64	74.4
	500255966	5411235	RIVERDENE S	5	0	210	87	41.4	3	83	64	77.1	130	109	75	68.8
	500256595	5411130	ROSSBURGH H	5	0	132	94	71.2	1	103	76	73.8	0	132	84	63.6
	500258889	5411236	SASTRI COLLEGE	5	1	155	149	96.1	1	183	173	94.5	0	181	166	91.7
	500340918	5411131	SATHYA SAI CHATSWORTH		0	23	21	91.3	0	37	37	100.0	0	20	20	100.0
	500305953	5411132	SAVANNAH PARK S	5	0	120	76	63.3	1	123	115	93.5	7	117	106	90.6
	500259703	5411237	SEA COW LAKE S	4	1	207	106	51.2	6	107	65	60.7	9	124	96	77.4
	500442853	5411247	SEASON'S ACADEMY		0	85	28	32.9	58	52	7	13.5	0	42	5	11.9
	500261294	5411133	SHALLCROSS S	5	1	40	24	60.0	1	23	14	60.9	2	25	21	84.0
	500262441	5411427	SHUMAYELA S	3	0	43	23	53.5	12	30	25	83.3	9	31	21	67.7
	500262515	5411330	SIBAMBANEZULU H	3	0	110	98	89.1	12	121	86	71.1	81	109	93	85.3
	500263662	5411331	SIBUSISIWE COMPREHENSIVE TECHNICAL H	4	0	228	221	96.9	0	200	191	95.5	0	203	190	93.6
	500263958	5411332	SIDELILE H	4	0	143	123	86.0	10	196	170	86.7	12	159	137	86.2
	500265253	5411333	SIKHWAMA H	3	3	39	31	79.5	2	41	29	70.7	18	36	31	86.1
	500267288	5411334	SIPHEPHELE S	3	0	129	43	33.3	61	112	39	34.8	33	81	27	33.3
	500268287	5411428	SISHOSONKE H	4	0	50	25	50.0	2	98	55	56.1	24	48	39	81.3
	500269397	5411335	SIYABONGA S	2	0	205	149	72.7	15	267	167	62.5	0	155	125	80.6
	500272505	5411336	SOBONAKHONA S	3	3	109	67	61.5	0	78	53	67.9	73	93	36	38.7
	500273282	5411337	SOMPUKWANE S	3	0	60	27	45.0	10	108	60	55.6	19	87	44	50.6
	500274244	5411134	SOUTHLANDS S	5	2	201	176	87.6	5	186	164	88.2	1	170	146	85.9
	500274503	5411238	SPARKS ESTATE S	5	29	124	112	90.3	2	149	112	75.2	2	88	60	68.2
	500422651	5411284	ST BARNABAS INDEPENDENT		1	18	18	100.0	0	13	13	100.0	1	18	18	100.0
	500275761	5411239	ST JAMES COLLEGE		0	29	14	48.3	2	31	19	61.3	0	54	15	27.8
	500278240	5411429	STRELITZIA S	5	17	204	145	71.1	18	215	118	54.9	5	175	142	81.1
	500279239	5411430	SWELIHLE S	4	3	116	64	55.2	6	153	66	43.1	52	81	50	61.7
	500281015	5411240	THE KENMONT		0	25	23	92.0	2	27	27	100.0	0	30	25	83.3
	500286898	5411431	UMBELEBELE H	3	0	74	38	51.4	7	69	30	43.5	32	94	23	24.5
	500286972	5411432	UMBILO S	5	3	181	149	82.3	14	163	128	78.5	6	185	157	84.9
	500288008	5411338	UMKHUMBI H	4	3	136	93	68.4	2	165	70	42.4	11	135	54	40.0
	500288119	5411339	UMKOMAAS S	4	0	232	152	65.5	15	166	116	69.9	14	173	106	61.3
	500288230	5411433	UMLAZI COMMERCIAL H	4	0	174	98	56.3	12	105	80	76.2	10	84	72	85.7
	500288267	5411434	UMLAZI COMTECH	4	7	420	158	37.6	24	318	138	43.4	35	280	143	51.1
	500288341	5411435	UMLAZI SS	4	0	180	148	82.2	12	283	221	78.1	4	143	124	86.7
	500289081	5411340	UMTHENTE H	2	0	43	19	44.2	18	30	18	60.0	36	28	18	64.3

KWAZULU NATAL																	
District Name	EMIS No	Centre No	Centre Name	Quintile	2015				2016				2017			
					No Progressed	Wrote	Achieved	% Achieved	No Progressed	Wrote	Achieved	% Achieved	No Progressed	Wrote	Achieved	% Achieved
UMLAZI	500291079	5411436	VELABAHLEKE H	4	0	135	130	96.3	0	202	198	98.0	8	186	184	98.9
	500292263	5411341	VIKINGOZI S	2	0	59	14	23.7	22	50	25	50.0	22	55	38	69.1
	500293299	5411437	VUKUZAKHE H	4	0	214	133	62.1	11	115	78	67.8	29	95	75	78.9
	500295223	5411135	WELBEDENE S	4	0	54	36	66.7	0	77	60	77.9	5	81	57	70.4
	500295482	5411438	WENTWORTH S	5	0	119	92	77.3	0	205	129	62.9	1	184	105	57.1
	500295519	5411136	WERDA	5	0	23	20	87.0	1	20	19	95.0	5	29	29	100.0
	500295667	5411137	WESTCLIFF S	5	0	99	57	57.6	13	93	49	52.7	9	90	31	34.4
	500338587	5411242	WIGGINS S	3	3	162	125	77.2	10	161	152	94.4	3	102	101	99.0
	500296555	5411138	WINGEN HEIGHTS S	5	0	201	190	94.5	0	194	185	95.4	1	210	196	93.3
	500296740	5411139	WITTEKLIP S	5	5	76	43	56.6	6	29	26	89.7	7	57	40	70.2
	500297036	5411140	WOODHURST S	5	0	101	69	68.3	7	92	70	76.1	9	109	76	69.7
	500298590	5411342	ZAMAKAHLE H	3	0	50	24	48.0	12	40	33	82.5	0	33	17	51.5
	500407000	5411245	ZIMELE H		0	34	23	67.6	0	54	39	72.2	1	53	45	84.9
	500301587	5411343	ZUZUMQHELE H	2	0	75	25	33.3	4	30	17	56.7	48	42	6	14.3
	500301772	5411439	ZWELETHU S	4	1	115	83	72.2	9	190	136	71.6	8	144	97	67.4
	500301809	5411440	ZWELIBANZI H	4	0	167	149	89.2	0	210	162	77.1	35	196	152	77.6
	500301883	5411441	ZWELIHLE SS	4	0	106	84	79.2	16	117	81	69.2	84	56	48	85.7
UMZINYATHI	500106153	5212201	BATHEMBU H	1	9	55	14	25.5	0	61	4	6.6	12	57	16	28.1
	500106264	5212202	BATSHAZWAYO H	1	0	40	2	5.0	0	18	7	38.9	11	8	6	75.0
	500341917	5212203	BHAMBATHA H	1	0	66	14	21.2	13	57	14	24.6	11	31	21	67.7
	500446701	5212250	BHEKABANTU S	1	3	48	13	27.1	46	37	10	27.0	2	38	17	44.7
	500404454	5212336	BHEKISIZWE S	1	3	72	12	16.7	63	43	22	51.2	28	73	26	35.6
	500111703	5212122	BOSCHKLOOF COMBINED	2	0	16	16	100.0	0	17	17	100.0	2	19	17	89.5
	500113405	5212401	BUHLEBUYEZA S	3	68	216	80	37.0	28	67	42	62.7	49	75	61	81.3
	500113701	5212204	BUNYEBETHU H	1	0	55	11	20.0	5	58	24	41.4	17	12	5	41.7
	500113812	5212402	BUSANA H	2	2	198	171	86.4	1	193	174	90.2	66	168	144	85.7
	500114108	5212205	CABANGOKUHLE H	2	0	155	34	21.9	50	36	27	75.0	61	30	24	80.0
	500114404	5212403	CANDABUTHULE H	2	0	115	38	33.0	48	62	42	67.7	0	50	42	84.0
	500115551	5212301	CELUMUSA S	2	0	26	25	96.2	10	33	27	81.8	33	25	16	64.0
	500121249	5212101	DILIZELA H	2	0	72	22	30.6	4	40	23	57.5	12	43	28	65.1
	500121841	5212206	DLABESUTHE H	1	0	80	21	26.3	46	105	39	37.1	64	58	33	56.9
	500122063	5212207	DLENYANE COMBINED	1	0	51	24	47.1	1	71	27	38.0	45	14	9	64.3
	500122507	5212208	DOLO COMBINED	1	0	67	24	35.8	12	54	22	40.7	8	13	11	84.6
	500414363	5212209	DUMAPHANSI JS	1	7	65	3	4.6	72	76	10	13.2	79	61	12	19.7
	500124653	5212102	DUNDEE H	5	0	134	131	97.8	1	122	117	95.9	9	126	121	96.0
	500124801	5212103	DUNDEE S	3	0	227	116	51.1	1	185	90	48.6	77	151	85	56.3
	500401302	5212302	EBRAHIM LOCKAT S	2	0	27	4	14.8	2	13	4	30.8	7	14	3	21.4
	500327894	5212104	EBUSI COMBINED	3	0	44	44	100.0	3	74	72	97.3	8	44	42	95.5
	500128279	5212303	EKUCABANGENI S	3	1	263	94	35.7	102	152	84	55.3	60	91	74	81.3

KWAZULU NATAL																	
District Name	EMIS No	Centre No	Centre Name	Quintile	2015				2016				2017			
					No Progressed	Wrote	Achieved	% Achieved	No Progressed	Wrote	Achieved	% Achieved	No Progressed	Wrote	Achieved	% Achieved
UMZINYATHI	500401191	5212337	EKUTHUTHUKENI S	1	0	38	34	89.5	13	61	34	55.7	12	55	50	90.9
	500129796	5212405	ELSIE MTSHALI COMBINED	1	0	35	5	14.3	5	28	12	42.9	7	12	8	66.7
	500132978	5212253	EMKHAMO COMBINED	1	10	30	6	20.0	15	18	12	66.7	30	12	7	58.3
	500137233	5212338	ENHLOPHENI H	1	0	21	11	52.4	1	31	5	16.1	3	15	2	13.3
	500138972	5212121	ENYANYENI S	3	1	19	8	42.1	2	30	8	26.7	6	12	7	58.3
	500139749	5212210	ESETHU H	1	0	37	13	35.1	8	59	21	35.6	6	28	14	50.0
	500140637	5212304	ESIKHUMBUZWENI S	1	0	49	34	69.4	15	68	44	64.7	0	50	33	66.0
	500141636	5212406	ESOKHENI H	1	0	56	19	33.9	4	80	29	36.3	24	45	10	22.2
	500311910	5212105	ETHANGENI COMBINED	5	2	96	50	52.1	12	80	41	51.3	23	83	50	60.2
	500145891	5212211	FUNDOKUHLE H	1	1	115	12	10.4	56	74	15	20.3	20	48	20	41.7
	500146113	5212305	FUNULWAZI S	1	0	17	5	29.4	3	14	3	21.4	10	11	3	27.3
	500147741	5212407	GCOTOI H	1	0	70	32	45.7	12	105	49	46.7	6	73	37	50.7
	500151145	5212106	GORDON MEMORIAL H	1	0	81	19	23.5	0	24	4	16.7	0	84	18	21.4
	500151922	5212408	GREYTOWN H	4	0	96	95	99.0	1	76	76	100.0	4	72	71	98.6
	500152033	5212409	GREYTOWN S	4	11	217	141	65.0	0	150	130	86.7	0	194	144	74.2
	500154808	5212410	HERMANNSBURG COMBINED	3	1	62	20	32.3	0	37	33	89.2	37	33	21	63.6
	500157546	5212306	HLUBI H	1	0	68	45	66.2	30	55	43	78.2	21	59	39	66.1
	500159174	5212339	HWANQANA COMBINED	1	0	34	5	14.7	9	38	8	21.1	0	20	12	60.0
	500159396	5212307	IDLAMADODA S	1	8	46	29	63.0	21	38	27	71.1	21	44	43	97.7
	500162541	5212239	INDLOZANA H	1	0	50	25	50.0	2	57	24	42.1	9	33	24	72.7
	500170940	5212212	JAJILE H	1	1	62	29	46.8	0	36	19	52.8	15	48	31	64.6
	500170977	5212340	JAMA S	1	26	97	15	15.5	20	40	20	50.0	53	33	20	60.6
	500304584	5212341	KLWANA P	1	0	130	102	78.5	13	163	139	85.3	6	142	107	75.4
	500177600	5212332	KUFANELESIBONGE JS	1	0	43	28	65.1	16	55	49	89.1	1	47	35	74.5
	500182114	5212213	KWADUNGE H	1	0	71	30	42.3	8	35	25	71.4	13	60	29	48.3
	500184112	5212240	KWAZENZELE H	1	0	50	9	18.0	5	46	10	21.7	0	45	15	33.3
	500185444	5212333	LANGAZELA S	2	41	186	106	57.0	31	221	119	53.8	81	122	78	63.9
	500158888	5212308	LENEHA TUMISI S	2	5	176	93	52.8	60	87	81	93.1	89	76	61	80.3
	500186295	5212107	LEWIS P	1	0	93	70	75.3	10	55	46	83.6	16	55	54	98.2
	500305250	5212241	LOBETHAL INDEPENDANT		0	10	7	70.0	0	12	12	100.0	0	3	2	66.7
	500415029	5212242	MABASO S	1	10	96	36	37.5	43	58	48	82.8	71	64	57	89.1
	500190217	5212214	MABIZELA H	1	0	103	30	29.1	22	52	33	63.5	19	62	32	51.6
	500327004	5212108	MACEBA S	1	0	142	138	97.2	3	137	132	96.4	5	137	124	90.5
	500446664	5212215	MACINGWANE S	1	0	32	14	43.8	11	55	22	40.0	8	33	23	69.7
	500191401	5212216	MADUDULA H	1	0	102	58	56.9	2	84	44	52.4	30	76	41	53.9
	500447219	5212252	MAFEMFUNDO S	1	4	40	14	35.0	7	26	19	73.1	5	16	15	93.8
	500415066	5212217	MAHLOKOHLOKO S	1	0	49	2	4.1	9	30	1	3.3	5	12	5	41.7
	500194546	5212411	MAKHEDAMA H	1	0	108	57	52.8	9	98	57	58.2	29	62	49	79.0

KWAZULU NATAL																	
District Name	EMIS No	Centre No	Centre Name	Quintile	2015				2016				2017			
					No Progressed	Wrote	Achieved	% Achieved	No Progressed	Wrote	Achieved	% Achieved	No Progressed	Wrote	Achieved	% Achieved
UMZINYATHI	500194694	5212412	MAKHOSONKE S	2	0	38	12	31.6	11	19	5	26.3	7	7	2	28.6
	500196692	5212309	MANGENI S	1	0	60	23	38.3	9	31	21	67.7	24	18	15	83.3
	500338180	5212109	MANQOBA S	2	2	75	25	33.3	21	40	23	57.5	0	29	21	72.4
	500198764	5212413	MAQHINGA MEMORIAL H	2	0	54	14	25.9	3	41	26	63.4	32	31	19	61.3
	500200429	5212414	MASHINGIZELA H	1	3	59	28	47.5	14	41	17	41.5	35	23	17	73.9
	500325783	5212310	MATHUKULULA S	2	0	27	21	77.8	3	36	31	86.1	23	34	32	94.1
	500202834	5212218	MAWELE H	1	17	69	45	65.2	46	33	31	93.9	49	50	49	98.0
	500202871	5212110	MAWENI H	1	0	23	0	0.0	0	24	2	8.3	9	13	4	30.8
	500303733	5212219	MBOMVU P	1	0	87	28	32.2	10	67	25	37.3	2	50	15	30.0
	500206386	5212311	MDONSWA H	1	1	41	15	36.6	10	63	17	27.0	15	43	7	16.3
	500209272	5212312	MGAZI S	2	49	95	40	42.1	0	84	69	82.1	49	97	62	63.9
	500209457	5212313	MGIDLA H	2	30	200	33	16.5	2	93	36	38.7	42	68	46	67.6
	500209901	5212415	MGWEMPISI COMBINED	1	0	31	6	19.4	3	36	10	27.8	12	20	5	25.0
	500440718	5212335	MHAYISE S S	3	0	40	17	42.5	1	27	20	74.1	13	32	18	56.3
	500210234	5212221	MHLAKOTHI H	1	2	53	20	37.7	2	68	37	54.4	22	31	31	100.0
	500210382	5212222	MHLANGEZULU S	1	0	55	17	30.9	2	31	17	54.8	29	27	19	70.4
	500189551	5212111	ML SULTAN GLENCOE S	4	1	86	64	74.4	1	57	36	63.2	24	45	27	60.0
	500212602	5212112	MLANDOWETHU S	1	0	52	34	65.4	4	42	25	59.5	2	30	15	50.0
	500215377	5212416	MOUNT ERNESTINA COMBINED	2	0	87	40	46.0	19	53	51	96.2	7	71	51	71.8
	500216746	5212223	MPIKAYIZEKANYE S	1	0	70	1	1.4	6	60	5	8.3	0	38	5	13.2
	500217671	5212224	MQAMATHI H	1	0	79	9	11.4	2	67	29	43.3	53	67	24	35.8
	500337921	5212225	MSIMBITHI S	1	0	29	16	55.2	12	30	15	50.0	7	19	11	57.9
	500218596	5212314	MSIMBU S	1	0	89	47	52.8	0	66	36	54.5	21	58	37	63.8
	500218670	5212226	MSINGA H	2	0	77	35	45.5	6	86	30	34.9	22	46	33	71.7
	500322233	5212243	MTHALENI S	1	0	59	4	6.8	9	12	4	33.3	21	19	7	36.8
	500220409	5212417	MUDEN COMBINED	2	0	81	40	49.4	49	39	34	87.2	33	38	19	50.0
	500220668	5212244	MUNTU H	1	0	43	19	44.2	14	30	25	83.3	10	38	33	86.8
	500339475	5212418	MUNTUKABONI S	1	0	30	10	33.3	5	12	5	41.7	8	9	5	55.6
	500222074	5212315	MZILANKATHA S	1	0	30	6	20.0	0	35	6	17.1	20	11	4	36.4
	500222592	5212419	MZONIWE JS	2	0	22	0	0.0	9	8	3	37.5	0	4	3	75.0
	500225256	5212316	NDLANGAMANDLA S	3	53	154	104	67.5	48	28	23	82.1	125	82	60	73.2
	500225367	5212420	NDLOLOTHI S	3	1	27	8	29.6	6	17	4	23.5	11	10	8	80.0
	500229178	5212342	NGWANE JS	1	1	35	22	62.9	54	54	27	50.0	23	45	26	57.8
	500229696	5212317	NHLALAKAHLE S	1	1	84	48	57.1	23	48	35	72.9	20	63	48	76.2
	500303659	5212113	NKONZA S	1	0	29	4	13.8	8	6	6	100.0	22	10	9	90.0
	500233914	5212227	NOGIDA H	1	0	70	40	57.1	0	41	30	73.2	20	63	32	50.8
	500234321	5212245	NOMAFU H	1									7	47	35	74.5
	500235394	5212318	NOMDUMO H	1	3	78	5	6.4	17	90	23	25.6	24	61	38	62.3
	500239131	5212319	NTALANTALA S	1	3	84	49	58.3	25	83	55	66.3	19	88	44	50.0

KWAZULU NATAL																
District Name	EMIS No	Centre No	Centre Name	Quintile	2015				2016				2017			
					No Progressed	Wrote	Achieved	% Achieved	No Progressed	Wrote	Achieved	% Achieved	No Progressed	Wrote	Achieved	% Achieved
UMZINYATHI	500241943	5212228	NYONIYEZWE H	1	10	62	29	46.8	6	78	42	53.8	26	56	31	55.4
	500244237	5212421	OPHOFINI S	1	0	55	8	14.5	7	59	14	23.7	14	25	13	52.0
	500334110	5212229	PANO JS	1	0	64	7	10.9	2	53	14	26.4	7	27	9	33.3
	500247345	5212320	PHAKATHWAYO S	1	0	75	31	41.3	5	35	28	80.0	0	49	32	65.3
	500247974	5212114	PHATHIZWE H	1	0	47	28	59.6	10	32	23	71.9	16	37	19	51.4
	500440670	5212254	PHUMELELA S	1	0	20	4	20.0	19	9	8	88.9	8	5	4	80.0
	500249935	5212321	PHUMULANI S	3	27	107	54	50.5	11	105	70	66.7	6	64	40	62.5
	500309098	5212334	QHOBO JS	1	0	32	23	71.9	26	26	24	92.3	0	43	15	34.9
	500253191	5212422	QHUBINYATHI S	2	0	13	0	0.0	1	14	8	57.1	0	11	8	72.7
	500257557	5212230	SAKHISENI H	1	0	102	64	62.7	51	94	61	64.9	19	85	70	82.4
	500446960	5212231	SAKHISIZWE S	1	0	25	4	16.0	2	18	5	27.8	11	11	3	27.3
	500258741	5212115	SAREL CILLIERS S	4	0	171	141	82.5	4	158	120	75.9	3	134	106	79.1
	500259962	5212116	SEBENZAKUSAKHANYA S	3	0	94	31	33.0	39	122	40	32.8	35	125	35	28.0
	500262182	5212117	SHIYANE S	1	0	63	37	58.7	25	42	31	73.8	40	45	39	86.7
	500263810	5212343	SICELIMFUNDO COMBINED	1	3	68	43	63.2	13	104	77	74.0	16	92	82	89.1
	500308765	5212322	SIHAYO H	2	0	107	88	82.2	16	121	80	66.1	4	122	94	77.0
	500341584	5212423	SIPHAKEME COMBINED	2	0	72	49	68.1	6	71	44	62.0	33	31	25	80.6
	500447293	5212232	SIYABONGA S	1	0	47	6	12.8	23	33	15	45.5	13	40	27	67.5
	500339808	5212323	SIYANDA S	2	2	87	59	67.8	12	76	43	56.6	11	46	43	93.5
	500272949	5212233	SOMASHI H	1	0	93	66	71.0	10	52	42	80.8	23	82	46	56.1
	500274688	5212119	SPRINGLAKE H	2	0	101	88	87.1	40	51	42	82.4	12	73	68	93.2
	500280090	5212120	THALANA S	3	0	133	59	44.4	7	94	58	61.7	29	91	58	63.7
	500281311	5212246	THEMANE P	1	30	29	3	10.3	1	20	6	30.0	4	24	11	45.8
	500323306	5212324	THEMBUNYAWO S	2	7	47	5	10.6	4	27	11	40.7	7	28	18	64.3
	500446738	5212234	THUTHUKANI SS	1	0	21	4	19.0	6	24	8	33.3	6	19	7	36.8
	500321271	5212325	UBONGUMENZI S	3	0	123	107	87.0	3	113	100	88.5	40	110	106	96.4
	500286602	5212326	UKUPHUMULA S	1	1	49	39	79.6	9	27	27	100.0	15	26	24	92.3
	500287120	5212247	UMBONJE H	1	1	119	55	46.2	11	93	61	65.6	14	107	58	54.2
	500289303	5212424	UMVOTI H	1	1	139	20	14.4	16	61	25	41.0	16	47	29	61.7
	500290228	5212425	UPPER UMVOTI COMBINED	1									4	5	3	60.0
	500290339	5212235	USIZO H	1	4	33	9	27.3	7	28	3	10.7	21	18	4	22.2
	500291375	5212327	VELAPHANSI S	1	0	25	7	28.0	5	35	10	28.6	10	20	12	60.0
	500291412	5212236	VELAPHI H	1	0	17	3	17.6	1	10	4	40.0	7	8	3	37.5
	500296037	5212328	WETSIE S	1	5	39	7	17.9	7	24	16	66.7	10	23	13	56.5
	500299034	5212329	ZAMOKWAKHE S	1	0	41	15	36.6	9	47	28	59.6	0	33	17	51.5

KWAZULU NATAL																	
District Name	EMIS No	Centre No	Centre Name	Quintile	2015				2016				2017			
					No Progressed	Wrote	Achieved	% Achieved	No Progressed	Wrote	Achieved	% Achieved	No Progressed	Wrote	Achieved	% Achieved
UMZINYATHI	500309417	5212330	ZICOLE S	3	0	99	58	58.6	20	93	54	58.1	34	55	40	72.7
	500282865	5212237	ZIMISELENI JS	1	0	41	13	31.7	13	33	7	21.2	0	17	6	35.3
	500300477	5212331	ZINDLALELE S	1	0	66	49	74.2	10	73	47	64.4	19	50	38	76.0
	500301106	5212248	ZOMBANE H	1	28	54	16	29.6	22	59	34	57.6	6	124	45	36.3
	500301217	5212249	ZONYAMA H	1	0	32	11	34.4	2	32	5	15.6	16	14	8	57.1
	500301920	5212238	ZWELINJANI S	1	1	53	1	1.9	5	44	6	13.6	2	36	17	47.2
UTHUKELA	500100233	5211201	ABANTUNGWA H	3	0	68	25	36.8	2	71	50	70.4	33	35	20	57.1
	500101491	5211202	AMAHLUBI S	3	12	191	106	55.5	47	115	90	78.3	45	101	71	70.3
	500102083	5211101	AMANGWANE H	2	0	134	123	91.8	6	113	95	84.1	1	109	104	95.4
	500102379	5211102	AMAPHISI H	3	0	67	54	80.6	6	73	57	78.1	35	71	58	81.7
	500103008	5211103	AMAZIZI H	2	0	21	14	66.7	2	25	22	88.0	1	30	30	100.0
	500105043	5211104	BAMBAZI H	1	0	107	42	39.3	32	90	35	38.9	17	68	44	64.7
	500107966	5211301	BANDE H	1	0	114	67	58.8	105	121	47	38.8	36	55	33	60.0
	500105228	5211105	BANGANI H	2	1	75	39	52.0	29	82	37	45.1	0	57	43	75.4
	500108151	5211302	BHEKABATHEMBU S	1	0	72	8	11.1	14	14	10	71.4	23	23	20	87.0
	500108484	5211203	BHEKATHINA H	2	32	102	85	83.3	0	85	69	81.2	7	95	79	83.2
	500108854	5211303	BHEKINTUTHUKO S	3	5	107	89	83.2	4	121	90	74.4	17	96	70	72.9
	500109224	5211235	BHEKUNDI S	3	0	52	19	36.5	40	30	12	40.0	13	46	30	65.2
	500444370	5211432	BHEVU H	3	0	76	51	67.1	41	49	42	85.7	59	31	29	93.5
	500109927	5211204	BHUNGANE H	2	3	43	17	39.5	21	42	18	42.9	27	47	7	14.9
	500111555	5211205	BONOKUHLE H	2	3	164	47	28.7	29	90	54	60.0	27	89	52	58.4
	500324453	5211206	CELUKUPHIWA P	3	52	92	29	31.5	14	60	43	71.7	0	71	46	64.8
	500117586	5211207	COLENSO COMBINED	3	0	49	42	85.7	24	64	44	68.8	12	66	29	43.9
	500499907	5211237	DARUL HIKMA ISLAMIC		0	15	15	100.0	2	27	25	92.6	3	25	17	68.0
	500176490	5211408	DR JOSEPH SHABALALA SECONDARY SCHOOL	5	0	106	99	93.4	11	147	137	93.2	12	128	100	78.1
	500123395	5211208	DRAKENSBERG COMPREHENSIVE H	3	0	116	85	73.3	0	80	68	85.0	22	105	88	83.8
	500123469	5211209	DRAKENSBERG S	4	0	177	159	89.8	16	153	146	95.4	53	184	159	86.4
	500124505	5211304	DUMISA PUBLIC S	1	4	42	12	28.6	5	37	23	62.2	10	24	10	41.7
	500134976	5211305	EKUKHULENI H	4	25	252	133	52.8	53	169	95	56.2	13	95	51	53.7
	500129389	5211106	EKWALUSENI H	3	0	104	45	43.3	28	44	40	90.9	29	60	44	73.3
	500129981	5211306	EMABHEKAZI COMBINED	2	0	91	28	30.8	0	95	54	56.8	0	85	73	85.9
	500131979	5211307	EMBIZENI H	1	22	108	63	58.3	25	86	73	84.9	99	38	36	94.7
	500132830	5211402	EMHLWANENI H	3	0	163	163	100.0	0	158	158	100.0	0	136	135	99.3
	500134939	5211210	EMTHONJENIWOLWAZI S	3	0	56	50	89.3	15	69	52	75.4	0	62	40	64.5
	500135161	5211211	EMTSHEZI H	3	5	184	26	14.1	1	149	47	31.5	43	139	35	25.2
	500135827	5211308	ENDAKANE H	3	0	64	32	50.0	15	101	60	59.4	54	67	44	65.7
	500136641	5211309	ENGQONDWENI H	2	0	43	30	69.8	8	53	34	64.2	7	33	23	69.7

KWAZULU NATAL																	
District Name	EMIS No	Centre No	Centre Name	Quintile	2015				2016				2017			
					No Progressed	Wrote	Achieved	% Achieved	No Progressed	Wrote	Achieved	% Achieved	No Progressed	Wrote	Achieved	% Achieved
UTHUKELA	500340178	5211233	ENKOMOKAZINI TECHNICAL H	3	0	31	20	64.5	20	39	34	87.2	13	37	15	40.5
	500138528	5211403	ENTONJENI H	2	0	81	52	64.2	0	73	41	56.2	26	56	46	82.1
	500141710	5211212	ESTCOURT H	4	4	119	115	96.6	1	102	97	95.1	6	94	91	96.8
	500141858	5211213	ESTCOURT S	4	1	131	106	80.9	1	96	89	92.7	26	137	86	62.8
	500141821	5211214	ESTCOURT SS	3	0	197	137	69.5	21	206	121	58.7	12	144	105	72.9
	500143042	5211310	EZAKHENI H	4	0	94	44	46.8	4	140	42	30.0	40	88	30	34.1
	500147075	5211238	GANNAHOEK INTERMEDIATE	1	0	41	20	48.8	2	26	18	69.2	4	18	18	100.0
	500445887	5211241	GOODHOME S	2	0	36	21	58.3	8	30	21	70.0	5	30	17	56.7
	500154031	5211404	HARVEST COMBINED		0	50	50	100.0	0	42	41	97.6	0	39	35	89.7
	500303955	5211215	HLABANE H	1	21	79	21	26.6	18	52	25	48.1	0	37	22	59.5
	500156547	5211216	HLATHIKHULU H	2	0	48	32	66.7	25	73	57	78.1	38	23	20	87.0
	500334480	5211405	HLOPHE S	3	0	25	12	48.0	2	16	9	56.3	0	10	8	80.0
	500158841	5211107	HOYE S	2	0	65	57	87.7	9	124	103	83.1	12	146	132	90.4
	500161246	5211311	IMPOLWANE S	3	5	105	35	33.3	4	69	32	46.4	23	32	24	75.0
	500162060	5211312	INCINJANA S	3	0	27	10	37.0	3	29	6	20.7	11	13	6	46.2
	500163614	5211406	INGULA H	3	0	155	135	87.1	0	147	128	87.1	14	131	98	74.8
	500304029	5211217	INJESUTHI H	1	0	66	34	51.5	11	37	34	91.9	19	44	34	77.3
	500166056	5211313	INTANDOYESIZWE H	3	0	154	127	82.5	14	141	135	95.7	26	117	108	92.3
	500167573	5211108	ISIBUKO H	1	1	40	28	70.0	14	37	33	89.2	21	33	25	75.8
	500322418	5211407	ISLAMIC EDUCATIONAL CENTRE		0	20	20	100.0	0	11	11	100.0	0	15	14	93.3
	500171384	5211314	JOBE SS	1	0	33	4	12.1	1	37	16	43.2	8	28	18	64.3
	500173234	5211218	KHANDIMFUNDO S	2	18	90	24	26.7	31	53	13	24.5	39	27	19	70.4
	500442964	5211234	KHULANGOLWAZI H	3	0	7	1	14.3	4	4	4	100.0	2	10	9	90.0
	500179228	5211219	KWADLAMINI H	2	23	55	14	25.5	38	44	5	11.4	2	37	17	45.9
	500182669	5211109	KWANTATSHANA PUBLIC S	2	0	49	32	65.3	5	50	28	56.0	41	52	29	55.8
	500182965	5211409	KWAPHAYIKENI H	2	0	77	60	77.9	5	76	62	81.6	8	69	36	52.2
	500183039	5211410	KWAPHINDAVELE COMBINED	3	0	24	14	58.3	11	10	1	10.0	13	7	3	42.9
	500184815	5211411	LADYSMITH H	5	0	172	172	100.0	0	168	167	99.4	0	164	161	98.2
	500184852	5211412	LADYSMITH S	5	0	196	175	89.3	48	55	51	92.7	4	169	144	85.2
	500186517	5211315	LIMEHILL H	3	0	89	86	96.6	37	102	97	95.1	19	102	100	98.0
	500187479	5211316	LOKOTHWAYO COMBINED	1	13	149	43	28.9	38	64	22	34.4	0	14	13	92.9
	500191142	5211413	MADILIKA COMBINED	3	2	45	28	62.2	0	31	22	71.0	11	29	21	72.4
	500191771	5211110	MAFU H	2	0	106	25	23.6	16	60	26	43.3	5	39	22	56.4
	500192844	5211414	MAGWABABA H	3	0	69	41	59.4	11	56	45	80.4	0	55	50	90.9
	500338809	5211317	MANDLAKHE S	1	0	24	7	29.2	12	8	7	87.5	9	10	9	90.0
	500196618	5211415	MANGCENGEZA H	3	0	30	20	66.7	8	36	25	69.4	24	36	14	38.9

KWAZULU NATAL																	
District Name	EMIS No	Centre No	Centre Name	Quintile	2015				2016				2017			
					No Progressed	Wrote	Achieved	% Achieved	No Progressed	Wrote	Achieved	% Achieved	No Progressed	Wrote	Achieved	% Achieved
UTHUKELA	500197099	5211318	MANKAYANA H	1	0	24	6	25.0	12	12	1	8.3	3	9	5	55.6
	500198949	5211111	MAQOQA S	2	0	36	18	50.0	4	25	19	76.0	11	20	9	45.0
	500334369	5211416	MASHOBANE S	3	6	9	9	100.0	1	10	9	90.0	5	10	10	100.0
	500324305	5211417	MASOYI S	3	0	35	34	97.1	4	29	29	100.0	8	37	28	75.7
	500202538	5211112	MAVUMBUKA H	1	0	59	49	83.1	0	66	44	66.7	7	86	62	72.1
	500206904	5211113	MEADOWSWEET COMBINED	1	0	58	47	81.0	3	63	62	98.4	12	64	51	79.7
	500324194	5211418	MHLANGANYELWA COMBINED	3	0	15	15	100.0	10	27	25	92.6	34	16	15	93.8
	500414770	5211114	MHLWAZINI S	1	54	54	42	77.8	10	52	37	71.2	18	42	36	85.7
	500210715	5211220	MHUBHENI H	3	0	45	13	28.9	8	34	16	47.1	20	26	16	61.5
	500414807	5211222	MPUMELELO H	1	41	114	77	67.5	29	73	62	84.9	38	132	94	71.2
	500217782	5211115	MQEDANDABA H	1	2	120	84	70.0	7	91	69	75.8	16	87	77	88.5
	500340141	5211236	MTHANIYA COMBINED	1	0	21	13	61.9	51	17	10	58.8	46	17	6	35.3
	500219040	5211116	MTHENDE H	1	0	110	26	23.6	13	74	22	29.7	3	28	21	75.0
	500324490	5211319	MZIMELA H	1	16	66	65	98.5	9	92	79	85.9	5	59	58	98.3
	500224516	5211420	NDALELA H	3	0	121	78	64.5	15	90	56	62.2	38	100	35	35.0
	500226292	5211321	NETHEZEKA H	1	0	17	12	70.6	12	32	9	28.1	3	8	8	100.0
	500227772	5211117	NGCONGCOSI H	2	1	64	15	23.4	25	40	26	65.0	26	13	10	76.9
	500227994	5211223	NGIBONGELENI H	3	13	136	50	36.8	29	91	61	67.0	45	41	33	80.5
	500228660	5211322	NGOZA S	2	0	61	24	39.3	7	65	21	32.3	28	14	11	78.6
	500492544	5211133	NHLOKWANE S	2	0	20	7	35.0	9	18	10	55.6	3	20	10	50.0
	500303992	5211224	NJEZA S	1	21	60	24	40.0	12	27	12	44.4	2	25	17	68.0
	500233581	5211118	NOBOMI S	2	9	65	45	69.2	3	42	19	45.2	7	36	27	75.0
	500237429	5211119	NQOBILE COMBINED	1	0	29	22	75.9	9	57	33	57.9	1	38	21	55.3
	500238056	5211323	NSIKAYEZWE COMBINED	1	28	51	22	43.1	9	28	21	75.0	21	14	11	78.6
	500327746	5211421	NTABABUSUKU JS	2	0	18	10	55.6	3	19	18	94.7	6	15	12	80.0
	500239538	5211120	NTATHAKUSA S	2	2	125	94	75.2	15	139	118	84.9	20	107	88	82.2
	500248899	5211324	PHINDOKUHLE H	3	5	39	17	43.6	3	17	6	35.3	14	13	8	61.5
	500249565	5211325	PHOWENI S	3	0	19	8	42.1	4	27	10	37.0	11	13	10	76.9
	500444962	5211242	PHUTHINI S	2	0	40	19	47.5	22	29	26	89.7	14	22	16	72.7
	500327191	5211121	POTSHINI H	3	0	22	21	95.5	13	14	10	71.4	11	18	15	83.3
	500252932	5211122	QHOZO H	1	28	114	61	53.5	18	39	23	59.0	28	46	44	95.7
	500253820	5211326	QOPHINDLELA S	3	0	97	58	59.8	16	84	57	67.9	22	110	71	64.5
	500257298	5211327	SAHLUMBE H	1	0	96	72	75.0	6	151	90	59.6	62	90	57	63.3
	500257409	5211328	SAKHELWE H	3	0	205	160	78.0	99	210	140	66.7	193	219	130	59.4
	500263847	5211422	SICELOKUHLE H	3	23	112	75	67.0	95	62	51	82.3	3	117	57	48.7
	500263884	5211329	SICELUKUKHANYA H	2	0	80	68	85.0	26	93	88	94.6	45	71	54	76.1
	500264624	5211330	SIGWEJE H	3	31	132	69	52.3	26	176	93	52.8	19	91	83	91.2
	500265586	5211423	SILINDOKUHLE S	3	3	138	58	42.0	27	112	76	67.9	0	132	41	31.1
	500334332	5211331	SILOKOZA S	1	0	133	17	12.8	9	62	22	35.5	12	27	20	74.1

KWAZULU NATAL																	
District Name	EMIS No	Centre No	Centre Name	Quintile	2015				2016				2017			
					No Progressed	Wrote	Achieved	% Achieved	No Progressed	Wrote	Achieved	% Achieved	No Progressed	Wrote	Achieved	% Achieved
UTHUKELA	500267510	5211332	SIPHIMFUNDO S	1	0	138	48	34.8	22	169	63	37.3	29	49	26	53.1
	500267658	5211225	SIPHOKUHLE H	3	12	30	12	40.0	5	14	8	57.1	7	15	8	53.3
	500268176	5211226	SIRAATUL HAQ ISLAMIC		0	13	13	100.0	0	19	19	100.0	1	21	21	100.0
	500269212	5211335	SIVUKILE HIGH SCHOOL	1					11	111	59	53.2	11	114	102	89.5
	500270840	5211424	SIZAKAHLE PUBLIC S (Ladysmith)	3	0	178	140	78.7	22	120	97	80.8	10	142	92	64.8
	500271321	5211227	SIZATHINA H	1	13	75	61	81.3	25	61	54	88.5	17	37	37	100.0
	500272431	5211228	SOBABILI H	2	0	54	30	55.6	13	62	22	35.5	23	45	43	95.6
	500272727	5211123	SOKESIMBONE H	1	0	34	9	26.5	1	46	27	58.7	5	34	32	94.1
	500223702	5211320	ST CHAD'S HIGH SCHOOL	3	45	50	34	68.0	2	88	60	68.2	66	61	44	72.1
	500277759	5211425	STEADVILLE S	4	5	165	152	92.1	16	119	117	98.3	0	71	67	94.4
	500279350	5211124	TABHANE S	2	17	185	108	58.4	18	172	115	66.9	9	136	86	63.2
	500303548	5211426	TATANE S	2	0	26	21	80.8	2	20	10	50.0	2	13	9	69.2
	500334591	5211229	TATAZELA S	3	0	99	57	57.6	28	57	51	89.5	87	36	25	69.4
	500281496	5211239	THEMBALIHLE COMBINED	2	0	41	18	43.9	4	42	30	71.4	0	46	23	50.0
	500281644	5211427	THEMBELA H	2	0	56	44	78.6	47	98	31	31.6	13	55	26	47.3
	500334221	5211125	THINTWA S	2	11	32	7	21.9	5	13	5	38.5	6	10	10	100.0
	500282236	5211126	THOKOZA H	3	2	82	46	56.1	7	69	47	68.1	16	74	54	73.0
	500282754	5211127	THOLITHEMBA H	2	0	127	83	65.4	103	109	94	86.2	83	81	56	69.1
	500284974	5211128	TSHANIBEZWE H	2	0	130	65	50.0	2	106	63	59.4	17	60	57	95.0
	500327228	5211129	UBULINGA S	2	0	167	103	61.7	60	100	69	69.0	4	101	80	79.2
	500286343	5211130	UKHAHLAMBA H	2	0	22	22	100.0	3	27	27	100.0	7	23	23	100.0
	500286380	5211131	UKHALI H	1	3	67	23	34.3	10	76	55	72.4	4	80	70	87.5
	500286861	5211333	UMBANGO S	3	3	100	91	91.0	8	102	68	66.7	14	53	49	92.5
	500290635	5211428	UXOLO NOKUZWANA S	3	12	27	15	55.6	9	16	14	87.5	6	5	5	100.0
	500293151	5211230	VUKASEKUSILE S	3	0	82	30	36.6	2	90	67	74.4	12	43	34	79.1
	500490213	5211134	VUMA H	1	0	24	4	16.7	8	20	3	15.0	7	14	8	57.1
	500295001	5211231	WEENEN COMBINED	2	0	135	72	53.3	65	128	69	53.9	53	52	39	75.0
	500295371	5211232	WEMBEZI S	3	0	142	59	41.5	81	183	43	23.5	68	47	42	89.4
	500295593	5211429	WESSELSNEK COMBINED	3	0	24	7	29.2	2	17	4	23.5	2	12	7	58.3
	500296444	5211430	WINDSOR S	5	2	154	148	96.1	26	181	155	85.6	20	121	96	79.3
	500299293	5211431	ZANKOSHENI H	2	0	14	13	92.9	0	23	20	87.0	0	28	12	42.9
	500300107	5211334	ZIKODE H	1	0	28	20	71.4	6	12	9	75.0	10	13	13	100.0

KWAZULU NATAL																	
District Name	EMIS No	Centre No	Centre Name	Quintile	2015				2016				2017			
					No Progressed	Wrote	Achieved	% Achieved	No Progressed	Wrote	Achieved	% Achieved	No Progressed	Wrote	Achieved	% Achieved
ZULULAND	500100270	5112401	ABAQULUSI H	1	4	82	30	36.6	32	103	22	21.4	0	34	26	76.5
	500105006	5112501	BAMBANANI H	3	3	283	226	79.9	25	345	266	77.1	17	356	248	69.7
	500105635	5112201	BANTUBANINGI H	1	0	51	8	15.7	6	43	9	20.9	9	42	22	52.4
	500105709	5112301	BANZANA S	2	0	88	70	79.5	11	115	84	73.0	9	107	57	53.3
	500105894	5112402	BAQULUSINI COMBINED	2	0	129	71	55.0	0	94	64	68.1	0	188	56	29.8
	500107115	5112101	BEMBASKOP COMBINED S	1	9	21	1	4.8	5	10	3	30.0	4	4	4	100.0
	500108040	5112302	BHAQALWESIZWE H	1	0	65	12	18.5	6	50	14	28.0	5	35	23	65.7
	500108558	5112202	BHEKIFA H	1	0	31	13	41.9	8	44	36	81.8	3	27	27	100.0
	500109668	5112303	BHOKWE S	2	4	73	37	50.7	16	71	55	77.5	16	60	45	75.0
	500111185	5112502	BONGINHLANHLA H	2	1	98	64	65.3	28	116	72	62.1	59	43	30	69.8
	500111222	5112304	BONGOKUHLE H	2	0	86	36	41.9	5	60	36	60.0	11	65	40	61.5
	500290302	5112103	BUSEKHAYA H	2	0	19	7	36.8	17	13	6	46.2	11	4	4	100.0
	500121175	5112203	DIKANA H	1	4	102	37	36.3	21	111	43	38.7	31	85	24	28.2
	500121582	5112503	DINGUKWAZI SS	3	1	300	237	79.0	11	272	194	71.3	0	333	202	60.7
	500125652	5112504	DWALENI H	3	0	118	75	63.6	30	127	90	70.9	5	177	93	52.5
	500133126	5112204	EKHOMBE H	1	0	84	29	34.5	3	57	8	14.0	7	26	14	53.8
	500128427	5112205	EKUDUBEKENI H	3	0	111	59	53.2	15	84	62	73.8	4	72	52	72.2
	500129426	5112206	EKWANDENI COMBINED	1	0	24	12	50.0	2	17	4	23.5	1	14	9	64.3
	500131276	5112305	EMANONO H	1	3	30	2	6.7	4	23	1	4.3	7	12	2	16.7
	500134199	5112306	EMPILWENI JS	2	0	118	46	39.0	34	135	62	45.9	33	99	69	69.7
	500135975	5112307	ENDLOVUKAZI H	1	0	54	30	55.6	4	61	39	63.9	9	38	15	39.5
	500343323	5112506	ENHLANHLENI S	3	0	69	42	60.9	3	127	91	71.7	20	96	67	69.8
	500138084	5112106	ENQABENI COMBINED	1	0	54	12	22.2	9	35	14	40.0	7	45	11	24.4
	500144374	5112308	FALAZA H	1	0	180	61	33.9	14	152	55	36.2	12	165	65	39.4
	500341399	5112207	FELIFA S	1	0	84	25	29.8	0	65	21	32.3	22	20	17	85.0
	500144781	5112107	FILIDI S	3	0	260	146	56.2	17	92	91	98.9	28	139	126	90.6
	500145669	5112309	FUMANA COMBINED	1	29	82	22	26.8	31	63	30	47.6	8	41	34	82.9
	500145928	5112310	FUNDUKHALIPHE H	1	4	58	26	44.8	15	43	23	53.5	18	37	11	29.7
	500148000	5112108	GELEKEDLE S	3	1	120	92	76.7	7	112	93	83.0	4	133	108	81.2
	500326488	5112208	GQOKAMANDLA JS	1	0	61	42	68.9	13	73	49	67.1	13	61	42	68.9
	500152477	5112110	GUDU S	2	33	170	58	34.1	21	74	63	85.1	47	112	73	65.2
	500153365	5112311	HAMBANGENDLELA H	1	0	80	39	48.8	31	30	21	70.0	49	27	18	66.7
	500153550	5112111	HAMU H	1	0	88	15	17.0	15	57	15	26.3	26	23	10	43.5
	500154882	5112312	HESHE JS	1	0	42	17	40.5	2	49	10	20.4	10	22	7	31.8
	500156436	5112313	HLANGANANIMAZULU S	1	0	10	5	50.0	3	20	6	30.0	1	12	7	58.3
	500156473	5112112	HLANGUZA COMBINED	3	0	19	7	36.8	2	15	12	80.0	9	8	6	75.0
	500159877	5112114	IKHETHELO S	2	0	114	41	36.0	17	64	29	45.3	36	35	13	37.1
	500152107	5112403	IKUSASA ELIHLE HIGH	1	5	42	25	59.5	5	45	30	66.7	11	40	15	37.5
	500160543	5112209	IMBILANE H	4	10	95	84	88.4	18	87	79	90.8	11	77	56	72.7

KWAZULU NATAL																
District Name	EMIS No	Centre No	Centre Name	Quintile	2015				2016				2017			
					No Progressed	Wrote	Achieved	% Achieved	No Progressed	Wrote	Achieved	% Achieved	No Progressed	Wrote	Achieved	% Achieved
ZULULAND	500160950	5112314	IMIZAMO S	1	0	18	4	22.2	6	15	3	20.0	0	10	1	10.0
	500161320	5112210	IMPUMELELO H	2	0	26	15	57.7	6	52	43	82.7	14	50	34	68.0
	500495911	5112121	INHLOSENHLE S	2	0	68	26	38.2	18	43	28	65.1	19	38	21	55.3
	500164502	5112115	INKAMANA S		0	28	28	100.0	0	29	29	100.0	0	25	25	100.0
	500310615	5112507	INTONGA H	2	0	93	50	53.8	10	94	55	58.5	6	69	51	73.9
	500167129	5112116	IQHAWELESIZWE CP	2	0	78	20	25.6	1	41	13	31.7	9	53	20	37.7
	500167906	5112315	ISIHLAHLASENKOSI H	1	0	71	20	28.2	3	53	11	20.8	4	89	24	27.0
	500168202	5112211	ISIKHWEBEZI H	1	1	55	30	54.5	2	50	26	52.0	8	29	25	86.2
	500169275	5112117	ISOLOMUZI S	2	52	221	205	92.8	59	190	168	88.4	42	199	189	95.0
	500169830	5112316	ITSHOBHANA JS	1	20	127	39	30.7	16	63	16	25.4	17	47	19	40.4
	500169978	5112317	IVUNA H	1	10	46	18	39.1	38	69	25	36.2	38	69	42	60.9
	500170015	5112212	IVUNGU H	2	0	32	0	0.0	2	43	10	23.3	0	18	11	61.1
	500171014	5112213	JAMES NXUMALO AGRICULTURAL H	4	0	76	66	86.8	1	70	67	95.7	3	75	73	97.3
	500343101	5112214	JOKO S	1	3	36	6	16.7	0	41	14	34.1	0	25	6	24.0
	500172383	5112405	KANYEKANYE H	3	0	105	86	81.9	22	80	68	85.0	63	73	63	86.3
	500173086	5112406	KHAMBULA COMBINED	1	0	12	7	58.3	2	14	8	57.1	7	9	2	22.2
	500173530	5112407	KHANYANJALO S	4	1	78	43	55.1	81	129	55	42.6	46	97	39	40.2
	500495763	5112109	KHANYISA S	1	3	37	7	18.9	4	43	12	27.9	4	42	21	50.0
	500173715	5112408	KHANYISELUZULU S	1	0	39	31	79.5	28	76	35	46.1	17	47	36	76.6
	500323195	5112119	KHETHUKUTHULA S	2	0	14	6	42.9	6	9	3	33.3	10	10	3	30.0
	500303326	5112120	KHONDLO S	3	5	131	99	75.6	38	93	69	74.2	33	119	89	74.8
	500174899	5112508	KHOZA H	2	1	58	19	32.8	0	69	10	14.5	11	22	12	54.5
	500175343	5112509	KHULUMELUZULU H	2	0	99	72	72.7	18	117	74	63.2	1	94	68	72.3
	500175861	5112318	KING BHEKUZULU H	4	27	156	106	67.9	0	155	139	89.7	2	118	102	86.4
	500175935	5112319	KING DINUZULU H	3	0	180	67	37.2	40	140	64	45.7	41	66	64	97.0
	500250009	5112320	KING PHUMZUZULU H	2	0	92	79	85.9	15	94	76	80.9	6	96	80	83.3
	500176268	5112321	KITAKITA H	1	68	90	25	27.8	36	76	63	82.9	38	41	29	70.7
	500177082	5112123	KONFOOR COMBINED	1	0	36	19	52.8	20	40	27	67.5	20	25	13	52.0
	500321308	5112215	KWABHAMU JS	1	0	37	0	0.0	0	31	2	6.5	1	13	5	38.5
	500304695	5112125	KWABHANYA S	2	0	127	108	85.0	20	139	111	79.9	20	102	88	86.3
	500179117	5112322	KWADENGE SS	2	2	96	42	43.8	45	152	44	28.9	35	99	45	45.5
	500179265	5112323	KWADOMBA H	1	0	84	5	6.0	5	44	6	13.6	20	40	25	62.5
	500181411	5112409	KWAMNYAYIZA H	1	2	71	28	39.4	1	42	21	50.0	39	45	18	40.0
	500304732	5112421	KWAMPUNZI COMBINED	1	0	24	4	16.7	2	19	6	31.6	2	11	3	27.3
	500182040	5112510	KWAMZIWENTSHA H	2	11	63	23	36.5	13	44	20	45.5	8	24	7	29.2
	500182558	5112126	KWANOTSHELWA S	2	0	177	119	67.2	23	167	124	74.3	27	158	98	62.0
	500183187	5112410	KWASA H	3	0	105	45	42.9	41	69	25	36.2	4	76	47	61.8
	500342990	5112324	KWA-ZIPHETHE S	1	0	209	104	49.8	15	209	119	56.9	28	167	125	74.9
	500184334	5112325	KWAZWIDE H	3	0	92	64	69.6	3	60	33	55.0	13	77	34	44.2

KWAZULU NATAL																	
District Name	EMIS No	Centre No	Centre Name	Quintile	2015				2016				2017			
					No Progressed	Wrote	Achieved	% Achieved	No Progressed	Wrote	Achieved	% Achieved	No Progressed	Wrote	Achieved	% Achieved
ZULULAND	500292818	5112127	LANDBOU H	4	1	38	38	100.0	7	36	36	100.0	0	30	27	90.0
	500185185	5112511	LANDOKWAKHE S	2	0	75	63	84.0	7	90	80	88.9	13	87	82	94.3
	500333814	5112512	LANGA JS	3	0	180	128	71.1	33	163	125	76.7	18	177	134	75.7
	500185518	5112128	LANGENI COMBINED	1	0	76	28	36.8	27	73	46	63.0	26	47	35	74.5
	500309135	5112216	MABHIDLA H	1	0	83	29	34.9	1	47	28	59.6	13	54	32	59.3
	500190624	5112129	MACHANGA S	3	0	73	37	50.7	37	77	56	72.7	42	40	22	55.0
	500321345	5112217	MAGQEZULANA JS	1	0	17	7	41.2	0	37	8	21.6	10	23	12	52.2
	500192585	5112412	MAGUBULUNDU S	1	0	36	6	16.7	6	34	8	23.5	6	23	6	26.1
	500192770	5112513	MAGUTSHWA H	2	0	91	62	68.1	16	95	68	71.6	10	86	55	64.0
	500336071	5112514	MAGWEGWANA S	2	0	131	54	41.2	5	179	81	45.3	14	71	42	59.2
	500193214	5112218	MAHLABATHINI H	3	0	173	97	56.1	25	187	132	70.6	18	122	88	72.1
	500195101	5112130	MALANDELA S	2	4	34	13	38.2	17	19	16	84.2	5	17	15	88.2
	500326895	5112326	MANDLAKAZI H	1	0	74	26	35.1	61	144	20	13.9	37	81	19	23.5
	500197876	5112515	MANZAMHLOPHE INTERMEDIATE	1	2	70	16	22.9	11	45	16	35.6	20	40	14	35.0
	500198505	5112219	MAPHOVELA H	1	0	41	4	9.8	7	51	2	3.9	0	22	3	13.6
	500198801	5112220	MAQHINGENDODA H	3	0	193	78	40.4	12	212	71	33.5	3	138	58	42.0
	500449994	5112360	MARTHA BEYERS ACADEMY		0	15	14	93.3	0	16	16	100.0	0	19	16	84.2
	500200762	5112327	MASIBHEKANE H	2	20	63	37	58.7	21	62	30	48.4	20	49	37	75.5
	500200836	5112221	MASIBUMBANE H	4	10	168	135	80.4	6	185	165	89.2	9	160	128	80.0
	500326118	5112516	MASIPHULA JS	2	1	124	81	65.3	50	95	47	49.5	13	98	74	75.5
	500321678	5112328	MATHANGETSHITSHI H	2	0	114	63	55.3	22	98	55	56.1	8	158	75	47.5
	500201798	5112222	MATHOLE H	1	0	96	54	56.3	14	77	23	29.9	15	65	25	38.5
	500201946	5112131	MATHUNJWA S	1	2	132	132	100.0	6	136	136	100.0	7	123	121	98.4
	500202390	5112223	MATSHITSHOLO H	2	7	151	4	2.6	139	123	17	13.8	21	39	18	46.2
	500309172	5112224	MAZONKE H	1	1	86	33	38.4	15	84	47	56.0	17	31	24	77.4
	500204129	5112517	MBHEKWA H	3	0	180	63	35.0	21	235	97	41.3	0	79	40	50.6
	500205757	5112330	MCHITHEKI H	3	0	191	109	57.1	33	240	162	67.5	39	178	127	71.3
	500206571	5112225	MDUMELA S	1	0	75	44	58.7	2	74	35	47.3	15	44	37	84.1
	500208088	5112132	METZELFONTEIN COMBINED	3	0	13	7	53.8	5	11	5	45.5	2	6	4	66.7
	500208162	5112331	MEYAMA H	2	1	24	4	16.7	0	16	9	56.3	12	9	1	11.1
	500208717	5112332	MFINYELI H	2	6	115	86	74.8	20	124	90	72.6	28	141	110	78.0
	500210271	5112226	MHLAMBANSILA H	1	2	43	23	53.5	1	44	8	18.2	1	29	7	24.1
	500212787	5112333	MLOKOTHWA H	3	1	175	162	92.6	9	163	136	83.4	4	125	115	92.0
	500212861	5112518	MLOMOKAZULU JS	3	5	71	41	57.7	32	104	53	51.0	11	98	65	66.3
	500214008	5112227	MNYAMANA H	1	16	122	53	43.4	5	107	72	67.3	12	73	63	86.3
	500214489	5112133	MONDLO S	3	0	92	62	67.4	76	74	72	97.3	53	81	81	100.0
	500216709	5112334	MPIKANINA H	1	1	89	22	24.7	2	70	5	7.1	11	30	28	93.3
	500216820	5112519	MPINDISO H	3	0	60	44	73.3	29	66	54	81.8	25	40	37	92.5

KWAZULU NATAL																	
District Name	EMIS No	Centre No	Centre Name	Quintile	2015				2016				2017			
					No Progressed	Wrote	Achieved	% Achieved	No Progressed	Wrote	Achieved	% Achieved	No Progressed	Wrote	Achieved	% Achieved
ZULULAND	500217005	5112157	MPOFINI S	3	0	176	77	43.8	64	118	75	63.6	39	89	64	71.9
	500217597	5112228	MPUNGAMHLOPHE S	2	0	109	42	38.5	0	105	54	51.4	0	99	36	36.4
	500218004	5112229	MQINISENI H	1	0	55	15	27.3	4	26	3	11.5	1	18	4	22.2
	500218337	5112335	MSHANELOWESIZWE H	1	0	96	44	45.8	21	98	66	67.3	14	115	43	37.4
	500337403	5112413	MTHINGANA JS	2	5	36	24	66.7	0	30	20	66.7	5	25	16	64.0
	500219410	5112336	MTHOMBOWESIZWE H	1	0	34	18	52.9	0	31	16	51.6	9	18	8	44.4
	500219632	5112230	MTHUNZIWOXOLO S	1	1	97	51	52.6	9	117	66	56.4	18	107	61	57.0
	500219891	5112520	MTSHEKULA H	2	0	51	30	58.8	18	36	13	36.1	18	11	7	63.6
	500221038	5112231	MUZIWENGQONDO S	2	0	28	14	50.0	13	21	13	61.9	5	31	15	48.4
	500221075	5112134	MUZIWEPHAHLA S	2	15	54	26	48.1	48	69	23	33.3	4	45	34	75.6
	500303474	5112414	MUZIWESIZWE H	3	15	166	113	68.1	192	335	124	37.0	78	112	48	42.9
	500221704	5112135	MVUZINI S	3	0	45	16	35.6	31	67	13	19.4	1	30	25	83.3
	343286	5112534	MYEKENI SS	2									3	13	13	100.0
	500223998	5112136	NCWECWE S	2	1	26	3	11.5	0	10	6	60.0	6	11	4	36.4
	500225478	5112232	NDLOVANA H	2	6	86	22	25.6	36	86	17	19.8	0	66	34	51.5
	500226255	5112233	NENDE S	1	0	37	19	51.4	5	21	5	23.8	5	16	3	18.8
	500227254	5112137	NGALI S	2	0	170	83	48.8	36	138	104	75.4	3	114	76	66.7
	500227846	5112415	NGEBHUZANA H	1	0	42	9	21.4	24	25	7	28.0	6	10	3	30.0
	500228549	5112138	NGOTSHE S	1	0	151	61	40.4	42	90	65	72.2	35	52	37	71.2
	500228808	5112234	NGQENGELELE H	1	4	59	27	45.8	3	53	26	49.1	0	49	19	38.8
	500327487	5112416	NGWANYA COMBINED	2	0	13	5	38.5	2	14	2	14.3	6	12	0	0.0
	500229955	5112337	NHLANHLAYETHU S	2	0	58	21	36.2	23	68	38	55.9	7	27	15	55.6
	500230584	5112235	NHLUNGWANE H	1	0	122	59	48.4	14	101	53	52.5	0	74	44	59.5
	500232841	5112340	NKOWANE H	1	0	88	34	38.6	8	69	25	36.2	12	65	30	46.2
	500326858	5112341	NOJU S	3	0	81	40	49.4	18	70	34	48.6	11	51	32	62.7
	500235209	5112236	NOMZIMANA H	1	4	80	12	15.0	10	52	20	38.5	8	34	10	29.4
	500235246	5112342	NOMZINTO H	1	0	22	6	27.3	2	11	8	72.7	0	10	10	100.0
	500237133	5112343	NQABAYEMBUBE H	2	1	49	14	28.6	4	48	5	10.4	6	33	28	84.8
	500311244	5112344	NQOBIZITHA H	1	0	49	23	46.9	1	32	16	50.0	6	24	19	79.2
	500237799	5112237	NSABEKHULUMA H	1	1	81	21	25.9	3	51	18	35.3	0	34	23	67.6
	500238021	5112238	NSIKAYENDLU H	4	0	222	191	86.0	12	147	115	78.2	36	87	65	74.7
	500325711	5112239	NTABABOMVU JS	2	0	31	19	61.3	4	22	4	18.2	13	10	7	70.0
	500238983	5112240	NTABASUKA S	1	0	106	90	84.9	0	87	70	80.5	15	68	60	88.2
	500241832	5112362	NYONEBOMVU S	2	1	25	9	36.0	2	6	5	83.3	0	10	1	10.0
	500499130	5112254	ONDINI HIGH SCHOOL										0	17	15	88.2
	500303104	5112532	ONGANE COMBINED	1	0	14	4	28.6	1	18	7	38.9	0	3	3	100.0
	500244311	5112521	OPHONGOLA H	3	28	156	70	44.9	111	150	100	66.7	21	158	69	43.7
	500248640	5112241	PHIKWASE H	1	1	105	17	16.2	0	125	21	16.8	0	68	29	42.6
	500249750	5112345	PHUMANYOVA H	3	18	345	314	91.0	2	209	181	86.6	27	166	166	100.0
	500250638	5112142	PIONIER H	4	0	107	107	100.0	0	105	103	98.1	1	88	86	97.7

KWAZULU NATAL																	
District Name	EMIS No	Centre No	Centre Name	Quintile	2015				2016				2017			
					No Progressed	Wrote	Achieved	% Achieved	No Progressed	Wrote	Achieved	% Achieved	No Progressed	Wrote	Achieved	% Achieved
ZULULAND	500250934	5112522	PONGOLA AKADEMIE	4	0	26	26	100.0	0	15	15	100.0	0	21	18	85.7
	500250897	5112523	PONGOLA INTERMEDIATE	2	14	69	31	44.9	0	48	23	47.9	0	33	19	57.6
	500108817	5112346	PRINCE BHEKINTHINTA H	1	0	67	19	28.4	4	44	23	52.3	10	33	21	63.6
	500251637	5112347	PRINCE MNYAYIZA H	3	0	127	51	40.2	19	85	40	47.1	18	75	46	61.3
	500224479	5112348	PRINCE NDABUKO H	2	6	33	14	42.4	10	13	10	76.9	5	13	8	61.5
	234654	5112363	PRINCE NOMATIYELA	1									0	21	15	71.4
	500251674	5112349	PRINCE SILWANE H	2	4	16	5	31.3	11	23	10	43.5	9	15	6	40.0
	500272616	5112350	PRINCE SOJIYISA H	1	0	62	16	25.8	4	80	15	18.8	15	56	16	28.6
	500284160	5112351	PRINCE TOKOTOKO H	3	0	41	26	63.4	4	53	20	37.7	1	54	35	64.8
	500299663	5112358	PRINCE ZIBHEBHU S	1	11	37	12	32.4	6	24	15	62.5	7	35	23	65.7
	500259925	5112524	SEBENZAKANZIMA S	3	0	107	52	48.6	12	118	72	61.0	26	130	63	48.5
	500260110	5112143	SEKETHWAYO S	3	0	80	32	40.0	4	39	30	76.9	19	52	43	82.7
	500260332	5112242	SENZANGAKHONA S	2	0	87	83	95.4	0	106	87	82.1	0	92	87	94.6
	500262071	5112243	SHIBILIKA S	1	0	80	7	8.8	6	72	9	12.5	2	44	6	13.6
	500262256	5112145	SHONGOLOLO COMBINED	2	0	29	12	41.4	10	29	24	82.8	17	19	16	84.2
	500262626	5112244	SIBANISAKHE H	1	3	84	74	88.1	2	78	70	89.7	10	79	70	88.6
	500263625	5112525	SIBUMBENE H	2	0	57	39	68.4	14	48	38	79.2	29	56	34	60.7
	500263699	5112353	SIBUSISO H	2	15	53	27	50.9	11	43	27	62.8	15	41	25	61.0
	500264550	5112526	SIGQAMISE S	3	3	160	86	53.8	19	58	55	94.8	38	116	97	83.6
	500264735	5112147	SIHLENGENI COMBINED S	1	0	39	15	38.5	17	19	11	57.9	9	17	5	29.4
	500327448	5112148	SIKHIYE S	2	4	57	34	59.6	7	38	15	39.5	5	42	25	59.5
	500304621	5112149	SIKHULILE COMBINED	2	0	43	17	39.5	38	44	23	52.3	39	32	21	65.6
	500266659	5112354	SINKONKONKO H	1	0	79	11	13.9	9	43	10	23.3	5	18	15	83.3
	500267806	5112150	SIPHOSINI H	2	0	59	35	59.3	3	37	34	91.9	19	59	38	64.4
	500267991	5112527	SIQALUKUBONA H	2	0	17	9	52.9	3	26	14	53.8	0	18	16	88.9
	500304991	5112151	SIQOPHUMLANDO S	2									4	18	11	61.1
	500268990	5112245	SITHOLINHLANHLA S	2	0	71	11	15.5	7	22	4	18.2	4	29	18	62.1
	500270026	5112246	SIYANGEMPUMELELO H	2	0	151	62	41.1	4	99	50	50.5	40	88	58	65.9
	500270063	5112355	SIYAPHAKAMA H	1	8	54	35	64.8	24	63	24	38.1	14	38	21	55.3
	500270618	5112417	SIYAZIZAMELA S	1	0	8	4	50.0	1	13	0	0.0	0	8	2	25.0
	500342879	5112356	SIZABONKE S	1	0	23	5	21.7	11	26	7	26.9	5	17	12	70.6
	500272542	5112418	SOGADUZELA S	1	9	20	5	25.0	6	12	9	75.0	10	10	10	100.0
	500273134	5112528	SOMILE H	2	30	72	16	22.2	0	24	18	75.0	21	17	9	52.9
	500274429	5112529	SOZAMA H	3	0	106	58	54.7	0	86	58	67.4	6	75	36	48.0
	500276945	5112248	ST VICTOR S	2	0	104	45	43.3	10	108	52	48.1	2	73	51	69.9
	500231805	5112339	THANDULWAZI S	1	0	72	36	50.0	7	55	22	40.0	7	41	24	58.5
	495948	5112535	THOLIMFUNDO SS	1									0	21	10	47.6
	500282828	5112249	THOLUKUKHANYA H	1	1	115	59	51.3	12	108	49	45.4	15	79	37	46.8

KWAZULU NATAL																	
District Name	EMIS No	Centre No	Centre Name	Quintile	2015				2016				2017			
					No Progressed	Wrote	Achieved	% Achieved	No Progressed	Wrote	Achieved	% Achieved	No Progressed	Wrote	Achieved	% Achieved
ZULULAND	500283605	5112357	THULWANA H	1	0	19	13	68.4	2	20	3	15.0	1	12	2	16.7
	500446331	5112253	TSHANIBEZWE S	1	0	41	21	51.2	6	43	16	37.2	7	33	23	69.7
	500287268	5112152	UMFOLOZI S	1	0	53	14	26.4	24	35	13	37.1	19	35	31	88.6
	500287860	5112250	UMHLOLUTHINI H	1	0	53	45	84.9	8	48	2	4.2	5	30	1	3.3
	500287527	5112530	UMNGAMA INTERMEDIATE	1	0	30	7	23.3	0	15	10	66.7	1	11	7	63.6
	500290265	5112153	UQWEQWE S	1	0	60	30	50.0	4	58	17	29.3	12	60	23	38.3
	500303215	5112420	UZWANO S	1	0	28	12	42.9	10	54	22	40.7	1	40	21	52.5
	500292707	5112154	VRYHEID COMPREHENSIVE S	4	2	178	162	91.0	17	171	156	91.2	4	138	122	88.4
	500292744	5112155	VRYHEID H	5	0	154	138	89.6	1	149	144	96.6	2	154	137	89.0
	500293040	5112531	VUKANIMAZULU S	2	0	12	8	66.7	6	14	14	100.0	8	10	10	100.0
	500293262	5112251	VUKUZA H	1	0	82	39	47.6	13	53	38	71.7	14	39	37	94.9
	500403411	5112533	VUSISIZWE INDEPENDENT		0	7	7	100.0	1	8	8	100.0	0	13	13	100.0
	500298627	5112156	ZAMANGOTHANDO S	2	18	32	17	53.1	2	15	15	100.0	8	15	14	93.3
	500302105	5112252	ZWELONKE H	1	0	179	154	86.0	15	168	149	88.7	14	121	103	85.1

Limpopo

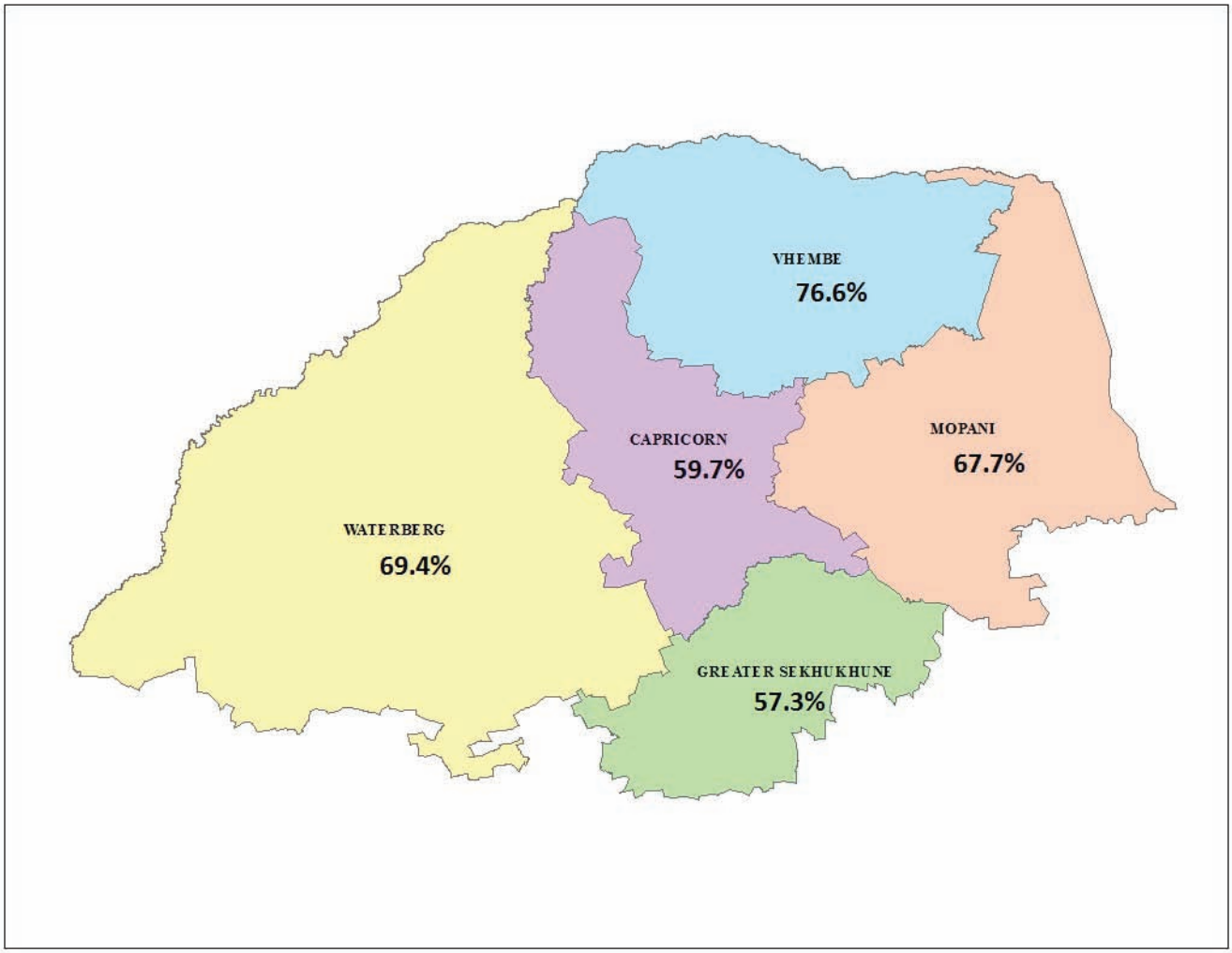
VHEMBE
76.6%
CAPRICORN
59.7%
MOPANI
67.7%
WATERBERG
69.4%
GREATER SEKHUKHUNE
57.3%

LIMPOPO																	
District Name	EMIS No	Centre No	Centre Name	Quintile	2015				2016				2017			
					No Progressed	Wrote	Achieved	% Achieved	No Progressed	Wrote	Achieved	% Achieved	No Progressed	Wrote	Achieved	% Achieved
CAPRICORN	922250027	7221159	ALAPHA SECONDARY	1	12	16	5	31.3	7	16	4	25.0	6	20	11	55.0
	920213146	7211176	ALLDAYS COMBINED ACADEMY	2	16	46	20	43.5	0	32	19	59.4	11	27	19	70.4
	922250072	7222103	B K MATLALA COMMERCIAL HIGH	2	6	74	39	52.7	14	69	47	68.1	5	53	34	64.2
	922250041	7223101	BAHLALOGA SECONDARY	2	6	43	21	48.8	5	55	36	65.5	4	24	14	58.3
	922250065	7223102	BAKWENA SENIOR SECONDARY	2	6	38	23	60.5	7	35	15	42.9	6	32	18	56.3
	923240037	7231104	BAPHUTHENG SECONDARY	3	0	31	29	93.5	12	54	38	70.4	12	53	28	52.8
	920210029	7212102	BATAUNG HIGH	2	0	72	50	69.4	29	110	57	51.8	28	64	40	62.5
	923245536	7235101	BJATLADI HIGH	2	6	103	69	67.0	23	124	58	46.8	7	114	48	42.1
	922210043	7213103	BODIELA SECONDARY	1	2	31	25	80.6	0	33	22	66.7	26	35	10	28.6
	922220057	7252144	BOETSE SECONDARY	1	38	159	99	62.3	23	126	81	64.3	30	164	109	66.5
	923260048	7242101	BOIKHUTSONG SENIOR SECONDARY	1	2	30	25	83.3	0	38	24	63.2	11	33	18	54.5
	922220071	7255101	BOKAMOSO SENIOR SECONDARY	3	11	102	94	92.2	0	80	70	87.5	6	103	91	88.3
	922250096	7224104	BOSAKGO SECONDARY	2	0	26	22	84.6	23	26	10	38.5	18	15	7	46.7
	923240051	7231105	BOSHEGO HIGH	3	19	54	42	77.8	22	53	29	54.7	17	27	19	70.4
	922251594	7224154	BOTSHOLLA SECONDARY	1	0	50	35	70.0	2	44	35	79.5	4	53	31	58.5
	922220095	7254102	BOTSIKANA SECONDARY	2	0	53	5	9.4	0	35	7	20.0	0	26	4	15.4
	904220101	7255130	CAPRICORN HIGH	3	4	246	223	90.7	0	231	210	90.9	5	239	223	93.3
	923240075	7231150	CHAKGA JUNIOR SECONDARY	2	3	20	9	45.0	18	30	15	50.0	20	28	20	71.4
	922250126	7224105	CHECHEMA SECONDARY	2	11	84	62	73.8	83	101	69	68.3	81	113	37	32.7
	922250133	7224106	CHIKA SENIOR SECONDARY	2	0	62	61	98.4	0	61	57	93.4	8	55	44	80.0
	921230023	7263101	CHITA KEKANA SENIOR SECONDARY	2	0	95	57	60.0	38	120	54	45.0	25	93	46	49.5
	992203201	7232159	CHRIST THE KING		10	34	19	55.9	1	28	12	42.9	0	19	13	68.4
	923260093	7245102	CHUEUE KGOLO SECONDARY	2	7	72	55	76.4	49	112	43	38.4	4	134	73	54.5
	992201201	7212174	DENDRON SECONDARY	1	1	188	185	98.4	3	265	258	97.4	4	218	214	98.2
	923260109	7241103	DEREK KOBE SENIOR SECONDARY	2	35	241	195	80.9	6	386	278	72.0	20	339	203	59.9
	923260123	7243151	DIKOBE MOLABA SECONDARY	2	11	51	21	41.2	7	49	20	40.8	3	34	20	58.8
	920210128	7214104	DIKOLOI SECONDARY	1	18	82	30	36.6	0	96	37	38.5	11	54	30	55.6
	923260130	7245145	DINAO SECONDARY	2	4	106	88	83.0	52	127	60	47.2	6	136	60	44.1
	904210159	7215173	DITHEBELE SECONDARY	2	0	37	27	73.0	0	35	15	42.9	21	29	21	72.4
	923242217	7235157	DITLALEMESO SECONDARY	2	8	106	88	83.0	2	145	112	77.2	42	133	98	73.7

LIMPOPO																	
District Name	EMIS No	Centre No	Centre Name	Quintile	2015				2016				2017			
					No Progressed	Wrote	Achieved	% Achieved	No Progressed	Wrote	Achieved	% Achieved	No Progressed	Wrote	Achieved	% Achieved
CAPRICORN	923260154	7242104	DITSEPU SECONDARY	2	17	65	43	66.2	0	40	31	77.5	9	63	46	73.0
	923240136	7234102	DOASHO HIGH	2	0	170	84	49.4	19	196	93	47.4	69	133	61	45.9
	922220156	7256140	DR A M S MAKUNYANE SECONDARY	3	44	119	75	63.0	18	128	76	59.4	34	98	63	64.3
	922220163	7254103	DR M J MADIBA SECONDARY	2	9	39	30	76.9	7	37	19	51.4	14	23	10	43.5
	919341114	7272101	FEDILE HIGH	2	59	95	51	53.7	27	51	38	74.5	26	75	42	56.0
	904223389	7255158	FLORAPARK COMPREHENSIVE HIGH SCHOOL	4	0	124	112	90.3	1	171	136	79.5	4	148	90	60.8
	922220187	7253141	GEORGE MORAGULA SECONDARY	3	0	63	27	42.9	8	56	17	30.4	76	74	22	29.7
	920210173	7212152	GEORGE TLADI TECHNICAL HIGH	2	29	112	85	75.9	27	112	71	63.4	36	102	67	65.7
	923240143	7232103	GERSON NTJIE SECONDARY	2	12	247	94	38.1	35	149	93	62.4	26	136	89	65.4
	904223446	7255102	HAPPY DAY PRIMARY		1	16	13	81.3	0	22	8	36.4	7	12	3	25.0
	906250195	7222108	HARRY OPPENHEIMER SECONDARY	3	0	110	101	91.8	4	141	116	82.3	1	125	102	81.6
	920210197	7213106	HELENE FRANZ SECONDARY		0	3	2	66.7	0	16	8	50.0	0	13	7	53.8
	904220217	7255131	HOER LANDBOUSKOOL KUSCHKE	3	0	76	49	64.5	3	77	61	79.2	1	69	52	75.4
	904220224	7255132	HOERSKOOL NOORDERLAND	5	4	179	164	91.6	0	171	161	94.2	4	180	158	87.8
	904220231	7255133	HOERSKOOL PIETERSBURG	5	0	222	222	100.0	0	250	249	99.6	0	237	237	100.0
	923240150	7235106	HWITI HIGH	2	25	221	90	40.7	9	430	126	29.3	86	278	101	36.3
	922250201	7222109	IPOPENG SECONDARY	2	8	82	62	75.6	17	76	64	84.2	6	56	41	73.2
	922220279	7251145	J H MOLOTO SECONDARY	2	8	52	52	100.0	0	57	48	84.2	16	44	37	84.1
	923260239	7243105	J K TABANE SECONDARY	1	5	71	36	50.7	23	87	31	35.6	22	75	34	45.3
	922220262	7253104	JAWEJAWE LEDWABA SECONDARY	3	3	48	35	72.9	1	44	24	54.5	23	76	27	35.5
	922220286	7254105	JOEL SIBASA SENIOR SECONDARY	3	4	62	19	30.6	7	69	30	43.5	35	41	18	43.9
	922222657	7253142	JONAS MANTJIU SECONDARY	2	3	29	24	82.8	16	17	14	82.4	16	10	7	70.0
	921230078	7263131	JUBANA HIGH	1	0	33	16	48.5	2	38	31	81.6	8	29	12	41.4
	922250218	7223110	KABELA SECONDARY	2	16	65	39	60.0	15	54	35	64.8	8	55	37	67.3
	992205506	7255159	KABELO COMBINED SCHOOL	3	0	80	44	55.0	52	139	50	36.0	11	62	35	56.5
	922250225	7224111	KARABI SECONDARY	1	27	86	41	47.7	38	77	53	68.8	10	64	41	64.1
	922250232	7224112	KEDISHI SECONDARY	2	11	39	23	59.0	9	30	22	73.3	20	34	17	50.0
	920212384	7216157	KETUDI HIGH	1	14	34	21	61.8	14	45	14	31.1	5	21	9	42.9

LIMPOPO																	
District Name	EMIS No	Centre No	Centre Name	Quintile	2015				2016				2017			
					No Progressed	Wrote	Achieved	% Achieved	No Progressed	Wrote	Achieved	% Achieved	No Progressed	Wrote	Achieved	% Achieved
CAPRICORN	922220330	7256106	KGABO SECONDARY	3	29	75	41	54.7	26	43	36	83.7	10	28	24	85.7
	923260246	7244106	KGADIMO SECONDARY	1	8	35	23	65.7	11	31	17	54.8	16	36	21	58.3
	923260260	7243142	KGAGATLOU SECONDARY	2	0	318	230	72.3	0	331	253	76.4	35	390	211	54.1
	921230092	7262127	KGAKALA SECONDARY	1	0	56	32	57.1	9	81	36	44.4	19	44	36	81.8
	922220934	7251118	KGAKOA (MOGAKOA) SECONDARY	2	0	237	231	97.5	0	262	239	91.2	50	242	199	82.2
	923260277	7244107	KGALEMA SENIOR SECONDARY	1	9	112	50	44.6	4	88	19	21.6	3	51	24	47.1
	920210258	7211107	KGALUSHI SECONDARY	1	36	74	23	31.1	0	24	14	58.3	24	35	15	42.9
	919340678	7272102	KGARAHARA HIGH	2	0	38	16	42.1	17	41	22	53.7	10	36	25	69.4
	922250249	7222113	KGOKE SECONDARY	2	12	66	42	63.6	0	82	48	58.5	21	84	24	28.6
	922210302	7213161	KGOKONYANE SECONDARY	1	18	21	2	9.5	7	24	21	87.5	5	28	11	39.3
	920210319	7211109	KGOKWANA SECONDARY	1	17	61	41	67.2	0	28	14	50.0	9	33	14	42.4
	922220354	7254146	KGOLOKGOTLHA LEDWABA SECONDARY	2	16	58	23	39.7	5	35	15	42.9	18	38	23	60.5
	920210326	7212110	KGOLOUTHWANA SECONDARY	2	25	98	60	61.2	12	107	72	67.3	18	115	57	49.6
	920210333	7214162	KGOPUDI SECONDARY	1	0	159	87	54.7	0	181	65	35.9	67	106	43	40.6
	923260307	7245108	KGWADIAMOLEKE SECONDARY	2	2	60	29	48.3	4	45	14	31.1	4	50	13	26.0
	923260345	7243109	KGWARATLOU HIGH	1	0	40	37	92.5	3	62	52	83.9	1	74	43	58.1
	922220378	7256107	KHAISO HIGH	3	12	122	83	68.0	18	139	113	81.3	30	107	94	87.9
	922250287	7224114	KHWINANA SECONDARY	1	6	65	43	66.2	0	63	24	38.1	0	68	25	36.8
	923240211	7232149	KLAAS MOTHAPO SECONDARY	3	0	41	32	78.0	31	67	43	64.2	1	26	22	84.6
	920210388	7211153	KOLA LEBOHO SECONDARY	1	2	21	16	76.2	0	32	16	50.0	1	20	9	45.0
	923260321	7241148	KOPANO SECONDARY	3	15	160	86	53.8	13	155	72	46.5	21	120	64	53.3
	922250324	7225149	KWENA-A-PEU SECONDARY	2	0	60	17	28.3	30	36	20	55.6	16	28	13	46.4
	923260376	7241111	LEBOWAKGOMO SENIOR SECONDARY	2	5	87	42	48.3	1	55	29	52.7	17	42	16	38.1
	920210418	7212111	LEHAIWA SENIOR SECONDARY	2	0	46	34	73.9	10	80	50	62.5	30	50	23	46.0
	923260308	7245112	LEHLAGA SECONDARY	1	13	95	72	75.8	7	66	38	57.6	3	103	47	45.6
	923240266	7231107	LEKOTA SENIOR SECONDARY	3	3	71	57	80.3	18	104	57	54.8	29	128	45	35.2
	920210425	7216170	LENARE SECONDARY	1	0	16	6	37.5	11	25	8	32.0	4	14	10	71.4
	923242422	7231127	LERULENG SECONDARY	3	17	32	31	96.9	5	75	55	73.3	6	73	31	42.5
	923260432	7242113	LESHIKISHIKI HIGH	2	3	36	23	63.9	0	33	31	93.9	24	49	26	53.1
	919340685	7272103	LETHEBA SECONDARY	2	122	144	67	46.5	46	110	36	32.7	62	95	56	58.9

LIMPOPO																	
District Name	EMIS No	Centre No	Centre Name	Quintile	2015				2016				2017			
					No Progressed	Wrote	Achieved	% Achieved	No Progressed	Wrote	Achieved	% Achieved	No Progressed	Wrote	Achieved	% Achieved
CAPRICORN	922250386	7221115	LETSHEGA-MALOKWANE SECONDARY	1	2	15	10	66.7	3	14	3	21.4	0	17	3	17.6
	922250393	7222116	LETSWALELA BAHLALOGA SECONDARY	2	13	32	7	21.9	5	7	3	42.9	12	11	6	54.5
	992205604	7255160	LUTHULI PARK SCHOOL	3	0	60	34	56.7	0	73	29	39.7	5	62	31	50.0
	922220804	7256112	M E MAKGATO SECONDARY	3	32	120	77	64.2	32	150	47	31.3	18	144	40	27.8
	923241061	7231130	M P MAMABOLO SECONDARY	2	6	38	25	65.8	6	49	28	57.1	10	38	16	42.1
	920210456	7211112	MABEA SENIOR SECONDARY	2	0	90	56	62.2	0	109	30	27.5	23	68	41	60.3
	920210494	7211113	MABOTHA SECONDARY	2	15	27	18	66.7	0	21	19	90.5	14	27	20	74.1
	904241092	7234147	MACHAKA ROBERT MAMABOLO SECONDARY	2	0	56	37	66.1	8	44	19	43.2	0	67	18	26.9
	921230146	7263103	MACK SEMEKA SENIOR SECONDARY	2	12	125	71	56.8	25	73	59	80.8	42	82	70	85.4
	921230849	7262104	MADIBO SECONDARY	1	0	54	45	83.3	10	70	44	62.9	9	57	31	54.4
	922210524	7213114	MADIKWENG SENIOR SECONDARY	2	2	44	40	90.9	5	35	32	91.4	0	42	37	88.1
	923240310	7232150	MADIPOANE SECONDARY	2	0	67	57	85.1	42	98	53	54.1	53	83	42	50.6
	923240327	7231108	MAFOLOFOLO HIGH	3	4	143	113	79.0	74	163	93	57.1	22	101	75	74.3
	921230177	7262105	MAFSIAKGOMO SECONDARY	1	0	41	32	78.0	7	60	35	58.3	28	25	11	44.0
	923242484	7233109	MAGAEDISHA HIGH	2	7	72	61	84.7	10	83	63	75.9	0	52	42	80.8
	923240358	7231110	MAGOGO SECONDARY	3	5	39	29	74.4	16	40	22	55.0	16	34	12	35.3
	920210531	7211115	MAHADIKANA SECONDARY	2	14	34	15	44.1	0	66	13	19.7	9	21	16	76.2
	922250478	7223158	MAHLABELA SECONDARY	2	8	67	52	77.6	20	69	53	76.8	10	52	47	90.4
	920210548	7214116	MAHLASE SENIOR SECONDARY	1	6	74	45	60.8	0	144	94	65.3	18	40	30	75.0
	923260529	7242146	MAHLOGEDI SECONDARY	2	0	34	26	76.5	5	30	27	90.0	7	35	29	82.9
	922250492	7222117	MAHOAI HIGH	2	0	99	83	83.8	5	106	97	91.5	4	97	78	80.4
	923260536	7242115	MAHWIBITSWANE SECONDARY	2	0	132	101	76.5	21	134	91	67.9	38	163	116	71.2
	923260550	7241116	MAIMANE SECONDARY	2	6	31	10	32.3	0	22	1	4.5	9	20	3	15.0
	923245492	7233111	MAISHA HIGH	2	7	33	17	51.5	11	39	15	38.5	6	22	11	50.0
	992201502	7215174	MAKAMA SECONDARY SCHOOL	1	5	28	16	57.1	0	17	2	11.8	22	10	1	10.0
	922210579	7216117	MAKANGWANE SECONDARY	1	10	35	20	57.1	12	28	8	28.6	11	27	9	33.3
	919340661	7272104	MAKGATO HIGH	2	18	68	34	50.0	30	64	29	45.3	31	54	11	20.4

LIMPOPO																	
District Name	EMIS No	Centre No	Centre Name	Quintile	2015				2016				2017			
					No Progressed	Wrote	Achieved	% Achieved	No Progressed	Wrote	Achieved	% Achieved	No Progressed	Wrote	Achieved	% Achieved
CAPRICORN	992202501	7224155	MAKGETHA SECONDARY	2	4	49	30	61.2	12	47	31	66.0	13	40	30	75.0
	923240433	7232151	MAKGOBAKETSE SECONDARY	3	9	45	15	33.3	10	52	21	40.4	19	27	18	66.7
	922220552	7256109	MAKGOFE HIGH	3	13	129	90	69.8	49	132	94	71.2	35	119	91	76.5
	925600202	7256202	MAKGOFE REPEAT PART-TIME										0	17	9	52.9
	923240457	7235112	MAKGOKA HIGH	3	16	272	195	71.7	40	476	301	63.2	44	369	240	65.0
	923240464	7235113	MAKGONGOANA HIGH	2	0	81	50	61.7	106	175	35	20.0	48	110	43	39.1
	921230207	7261107	MAKGWADING SECONDARY	1	6	40	29	72.5	26	31	18	58.1	0	33	23	69.7
	922251778	7225118	MAKOBATENG SECONDARY	2	9	36	10	27.8	0	33	4	12.1	0	16	3	18.8
	922250522	7222119	MAKOKO SECONDARY	2	7	13	2	15.4	2	10	6	60.0	1	14	9	64.3
	904242347	7234152	MAKOME SECONDARY	2	0	35	21	60.0	8	45	23	51.1	0	39	11	28.2
	923240501	7232114	MALATSWA HIGH	2	0	37	25	67.6	17	63	32	50.8	17	86	19	22.1
	920210630	7214118	MALEBOHO SENIOR SECONDARY	1	20	114	51	44.7	0	113	70	61.9	18	70	40	57.1
	920210661	7215119	MALUSI SECONDARY	2	17	89	38	42.7	0	124	59	47.6	23	112	52	46.4
	923240549	7235115	MAMABUDUSHA HIGH	2	20	108	70	64.8	41	137	52	38.0	43	73	44	60.3
	919340326	7272105	MAMAFA SECONDARY	2	3	30	19	63.3	2	25	10	40.0	1	18	9	50.0
	923260611	7245143	MAMAGOGO HIGH	1	11	35	29	82.9	11	45	35	77.8	12	39	21	53.8
	920210708	7216120	MAMMOKA SECONDARY	1	39	128	59	46.1	29	169	72	42.6	25	83	56	67.5
	923240563	7233116	MAMODIKELENG SECONDARY	2	22	66	37	56.1	17	47	34	72.3	13	39	12	30.8
	920210715	7211121	MAMODUWANE SECONDARY	2	8	28	18	64.3	0	49	8	16.3	1	18	3	16.7
	919340371	7271104	MAMOKUTUPI SECONDARY	2	0	19	18	94.7	12	31	21	67.7	3	27	18	66.7
	922220613	7251143	MAMOLEMANE SECONDARY	2	0	126	104	82.5	0	110	86	78.2	6	136	98	72.1
	922250539	7225153	MAMONE SECONDARY	2	3	29	9	31.0	19	42	19	45.2	11	31	13	41.9
	904240600	7231111	MAMPHOKU SECONDARY	3	1	34	31	91.2	0	48	38	79.2	0	44	33	75.0
	921230238	7261134	MAMPOTJANE SECONDARY	1	0	58	52	89.7	6	48	41	85.4	7	54	39	72.2
	920210784	7215122	MANKGAKGATLA SENIOR SECONDARY	2	0	39	31	79.5	0	46	34	73.9	16	51	31	60.8
	921230252	7262108	MANKHOLE SECONDARY	1	0	55	44	80.0	17	48	39	81.3	23	44	26	59.1
	923240648	7234119	MANKOENG HIGH	2	0	27	23	85.2	6	33	28	84.8	11	31	14	45.2
	920210791	7214123	MANOE SECONDARY	1	1	173	104	60.1	0	138	63	45.7	30	158	58	36.7
	923240655	7233120	MANOSHI SENIOR SECONDARY	2	16	60	28	46.7	7	37	25	67.6	7	43	34	79.1
	922250553	7222120	MAOWANENG SECONDARY	2	2	36	20	55.6	8	62	16	25.8	10	73	19	26.0

LIMPOPO																	
District Name	EMIS No	Centre No	Centre Name	Quintile	2015				2016				2017			
					No Progressed	Wrote	Achieved	% Achieved	No Progressed	Wrote	Achieved	% Achieved	No Progressed	Wrote	Achieved	% Achieved
CAPRICORN	922250560	7225121	MAPALE SENIOR SECONDARY	2	10	14	13	92.9	3	26	18	69.2	6	32	21	65.6
	923240686	7232121	MAPELOANA SECONDARY	1	1	86	52	60.5	5	73	44	60.3	14	77	30	39.0
	904210821	7215156	MAPHUTHA SECONDARY	2	0	78	33	42.3	0	96	28	29.2	35	80	29	36.3
	921230283	7263109	MAROBA SECONDARY	2	6	39	27	69.2	17	45	36	80.0	15	42	22	52.4
	923240747	7235122	MAROBATHOTHA HIGH	2	36	215	141	65.6	43	317	223	70.3	44	287	147	51.2
	920210845	7215160	MARUMOFASE COMMUNITY HIGH	2	0	66	54	81.8	0	97	66	68.0	59	148	55	37.2
	904240754	7234155	MASEALAMA SECONDARY	2	0	32	21	65.6	1	7	6	85.7	15	29	13	44.8
	919340388	7271105	MASEDI SECONDARY	3	25	85	43	50.6	18	51	34	66.7	35	38	30	78.9
	922220675	7255110	MASEDIBU SECONDARY	3	0	128	96	75.0	0	145	91	62.8	33	78	62	79.5
	922220699	7252111	MASEROLE SECONDARY	2	0	156	128	82.1	15	208	155	74.5	3	121	79	65.3
	919340395	7271106	MASHAHA SECONDARY	2	0	30	17	56.7	17	34	22	64.7	0	27	16	59.3
	922250577	7223125	MASHIANE HIGH	2	9	45	27	60.0	30	50	18	36.0	13	43	14	32.6
	923260703	7244117	MASHIANYANE HIGH	1	21	97	29	29.9	29	57	34	59.6	35	81	27	33.3
	923240785	7232123	MASOBE SECONDARY	3	0	38	32	84.2	22	24	22	91.7	9	15	8	53.3
	920210890	7211163	MASOKA SECONDARY	2	6	33	12	36.4	0	42	17	40.5	1	23	12	52.2
	922220736	7251149	MATHABATHA SECONDARY	2	0	117	66	56.4	0	101	40	39.6	18	42	32	76.2
	922220743	7254147	MATHETHA LEDWABA SECONDARY	2	3	27	12	44.4	5	25	10	40.0	8	8	4	50.0
	920210913	7211124	MATHIPA MAKGATO SECONDARY	1	27	75	32	42.7	0	94	38	40.4	21	46	26	56.5
	923260741	7241118	MATHOMOMAYO SENIOR SECONDARY	2	5	42	32	76.2	0	24	20	83.3	26	34	27	79.4
	923240792	7234154	MATHUKANA SECONDARY	2	0	45	31	68.9	10	43	32	74.4	3	32	20	62.5
	923260758	7243119	MATIME SECONDARY	2	0	37	18	48.6	7	25	19	76.0	5	23	7	30.4
	921230306	7263110	MATLADI PROJECT HIGH	2	0	167	125	74.9	4	104	86	82.7	21	141	94	66.7
	923260765	7244120	MATSIMELA HIGH	1	22	107	58	54.2	16	71	33	46.5	31	90	47	52.2
	920210951	7211125	MATSUOKWANE SECONDARY	1	12	32	19	59.4	12	49	26	53.1	8	26	21	80.8
	920210968	7215126	MATSWAKE SECONDARY	1	0	103	76	73.8	40	157	32	20.4	61	72	30	41.7
	922250607	7225152	MATUMA SECONDARY	2	3	12	7	58.3	3	26	15	57.7	5	15	6	40.0
	922220811	7254150	MILENTE SECONDARY	3	14	29	6	20.7	2	36	15	41.7	8	27	14	51.9
	904223424	7255156	MILLENNIUM COLLEGE	3	0	124	100	80.6	0	162	107	66.0	28	193	125	64.8
	992206301	7263133	MMABOLEPU SECONDARY	2	8	63	41	65.1	33	70	38	54.3	17	72	26	36.1
	921230160	7262133	MMADITHAKADU SECONDARY	1	0	16	14	87.5	2	23	16	69.6	4	20	4	20.0

LIMPOPO																	
District Name	EMIS No	Centre No	Centre Name	Quintile	2015				2016				2017			
					No Progressed	Wrote	Achieved	% Achieved	No Progressed	Wrote	Achieved	% Achieved	No Progressed	Wrote	Achieved	% Achieved
CAPRICORN	922220842	7252113	MMAKGABO SENIOR SECONDARY	2	0	88	61	69.3	36	104	60	57.7	33	60	18	30.0
	920211015	7213127	MMALOTLO SENIOR SECONDARY	1	12	22	9	40.9	14	14	9	64.3	17	21	15	71.4
	922220859	7251137	MMAMAFA SECONDARY	2	0	38	14	36.8	0	44	33	75.0	0	17	8	47.1
	922220866	7253114	MMAMARAMA SECONDARY	3	8	48	47	97.9	14	43	33	76.7	13	56	46	82.1
	922251785	7225122	MMAMEHLABE SENIOR SECONDARY	2	0	46	24	52.2	0	54	34	63.0	1	35	26	74.3
	922250645	7221151	MMAMOLOPE SENIOR SECONDARY	2	9	58	52	89.7	40	97	64	66.0	13	60	53	88.3
	922220873	7253115	MMANARE SECONDARY	2	10	100	69	69.0	33	96	61	63.5	15	103	59	57.3
	922251792	7225123	MMANKOGAEDUPE SECONDARY	2	3	39	30	76.9	16	23	16	69.6	20	32	19	59.4
	920210814	7211175	MMANTSHAKO SECONDARY	1	16	41	16	39.0	0	76	20	26.3	19	59	19	32.2
	923240822	7233124	MMAPADI SEN SECONDARY	2	34	67	24	35.8	15	75	21	28.0	23	38	20	52.6
	922220880	7253116	MMAPHUTI SECONDARY	3	25	83	61	73.5	32	88	61	69.3	34	87	63	72.4
	920211046	7211128	MMATSELA HIGH	2	10	42	35	83.3	3	47	40	85.1	14	31	28	90.3
	904220910	7254117	MMATSHIPI SENIOR SECONDARY	2	17	84	61	72.6	12	82	43	52.4	12	88	38	43.2
	922250676	7224126	MOCHEDI HIGH	2	20	91	55	60.4	9	65	54	83.1	67	123	53	43.1
	922211077	7212129	MODUMELA SECONDARY	2	7	54	19	35.2	0	60	24	40.0	15	61	18	29.5
	922250690	7224127	MODUMO SECONDARY	2	1	18	10	55.6	16	17	7	41.2	4	19	8	42.1
	923260796	7244121	MOGAPUTJI HIGH	1	1	43	33	76.7	18	45	21	46.7	24	36	19	52.8
	925220941	7255119	MOHLAKANENG HIGH	3	2	107	71	66.4	0	138	79	57.2	35	108	52	48.1
	920211107	7216171	MOHLAKENG COMBINED SCHOOL	1									2	17	15	88.2
	922222503	7256159	MOHLAPETSE SECONDARY	3	28	121	110	90.9	47	96	72	75.0	37	83	63	75.9
	921230375	7263111	MOHLOPHENG SECONDARY	2	0	35	24	68.6	0	42	26	61.9	9	49	18	36.7
	922250713	7221150	MOKATENG SECONDARY	2	3	14	10	71.4	4	22	6	27.3	3	21	14	66.7
	919340418	7271108	MOKOMENE HIGH	3	0	26	24	92.3	20	66	46	69.7	25	32	29	90.6
	923240907	7233125	MOKWATEDI SECONDARY	2	23	66	42	63.6	1	60	49	81.7	24	48	36	75.0
	922222473	7256151	MOLAUTSI SECONDARY	3	11	110	91	82.7	51	97	75	77.3	45	108	76	70.4
	923240945	7231126	MOLOISI HIGH	3	8	45	40	88.9	14	97	48	49.5	18	122	55	45.1
	920212377	7216131	MOLOKO SENIOR SECONDARY	1	9	32	16	50.0	14	51	13	25.5	8	26	12	46.2
	922222466	7256152	MONYONG SECONDARY	3	12	138	85	61.6	21	86	43	50.0	22	60	38	63.3

LIMPOPO																	
District Name	EMIS No	Centre No	Centre Name	Quintile	2015				2016				2017			
					No Progressed	Wrote	Achieved	% Achieved	No Progressed	Wrote	Achieved	% Achieved	No Progressed	Wrote	Achieved	% Achieved
CAPRICORN	992207100	7271112	MOREBENG HIGH SCHOOL	1									2	24	12	50.0
	921230429	7261113	MOREMOTSE SENIOR SECONDARY	1	0	16	13	81.3	0	11	7	63.6	3	16	5	31.3
	921230436	7262114	MOROPA SECONDARY	2	0	32	31	96.9	0	51	42	82.4	8	33	19	57.6
	992205514	7255161	MORULENG SECONDARY	3	0	61	45	73.8	0	71	42	59.2	23	116	60	51.7
	923240983	7231148	MORUTWA SECONDARY	3	8	22	14	63.6	17	43	28	65.1	16	32	16	50.0
	923260918	7241123	MOSEPEDI SECONDARY	2	7	75	50	66.7	8	88	77	87.5	4	74	53	71.6
	922250584	7223156	MOSHIDI SECONDARY	2	3	29	26	89.7	2	32	29	90.6	7	22	11	50.0
	920211190	7211154	MOSHOKOA SECONDARY	1	0	44	36	81.8	0	95	46	48.4	12	77	49	63.6
	922221015	7251120	MOSHUBABA SECONDARY	2	0	113	97	85.8	23	90	76	84.4	69	106	80	75.5
	922250751	7221128	MOSONYA SECONDARY	2	9	26	9	34.6	12	25	22	88.0	5	11	10	90.9
	923241023	7232128	MOTHIMAKO SECONDARY	1	0	87	60	69.0	30	99	62	62.6	49	88	42	47.7
	923241047	7234129	MOTLAKARO SECONDARY	2	0	26	10	38.5	7	17	9	52.9	13	16	7	43.8
	919340333	7272106	MOTLALAOHLE SECONDARY	2	67	202	108	53.5	24	149	115	77.2	10	180	134	74.4
	922252017	7225159	MOTLISHI SECONDARY	2	12	51	33	64.7	14	53	30	56.6	18	62	32	51.6
	904221067	7253121	MOTSE MARIA SECONDARY	4	9	121	111	91.7	3	142	97	68.3	4	100	79	79.0
	923241054	7235138	MOUNTAINVIEW SENIOR SECONDARY	3	34	373	206	55.2	21	303	149	49.2	84	322	191	59.3
	920211206	7213164	MPATAPATA SECONDARY	2	0	24	24	100.0	2	28	26	92.9	5	27	26	96.3
	923260949	7241124	MPHACHUE SECONDARY	1	0	67	31	46.3	6	66	51	77.3	14	33	23	69.7
	922221098	7253122	MPHATLALATSANE SECONDARY	3	2	36	28	77.8	5	26	19	73.1	14	25	15	60.0
	920211220	7216132	MPHELA SECONDARY	1	9	50	43	86.0	12	50	29	58.0	22	50	18	36.0
	920211237	7211133	MPHENGWA SECONDARY	1	0	52	29	55.8	18	69	31	44.9	4	44	24	54.5
	992205203	7252156	MPHETHANTSHA HIGH	2					1	50	16	32.0	4	80	31	38.8
	923241078	7235156	MPHETSEBE SECONDARY	2	10	208	121	58.2	13	218	78	35.8	14	204	97	47.5
	921230924	7261115	MPOTLA SENIOR SECONDARY	1	0	8	8	100.0	1	8	8	100.0	9	16	6	37.5
	920211268	7216134	MY DARLING SENIOR SECONDARY	1	6	63	33	52.4	40	72	26	36.1	24	46	24	52.2
	922223261	7255903	MYNGENOEGEN ENGLISH PRIVATE SCHOOL		0	17	14	82.4	0	18	12	66.7	0	17	11	64.7
	920211275	7211135	NAKEDI SECONDARY	1	5	28	18	64.3	0	47	19	40.4	16	36	16	44.4
	922221142	7251123	NARE SENIOR SECONDARY	2	0	86	76	88.4	0	167	132	79.0	21	104	96	92.3

LIMPOPO																	
District Name	EMIS No	Centre No	Centre Name	Quintile	2015				2016				2017			
					No Progressed	Wrote	Achieved	% Achieved	No Progressed	Wrote	Achieved	% Achieved	No Progressed	Wrote	Achieved	% Achieved
CAPRICORN	922251754	7225130	NCHELELENG SENIOR SECONDARY	2	13	64	21	32.8	8	45	11	24.4	27	68	18	26.5
	922250805	7222131	NGAKANA SECONDARY	2	8	43	19	44.2	2	66	37	56.1	11	77	32	41.6
	923260970	7242144	NGOATOTLOU SECONDARY	2	0	22	19	86.4	4	28	21	75.0	26	28	16	57.1
	920212476	7211169	NGWAKWANA SECONDARY	2	2	26	18	69.2	0	34	9	26.5	14	21	8	38.1
	923260987	7244152	NGWAMOREI SECONDARY	1	0	38	19	50.0	16	40	9	22.5	7	23	4	17.4
	923260994	7243125	NGWANA MOHUBE SECONDARY	3	0	83	59	71.1	15	107	59	55.1	25	125	52	41.6
	921230504	7263116	NGWANABAHLALERWA SECONDARY	2	2	36	20	55.6	5	37	29	78.4	14	35	25	71.4
	923241108	7232131	NGWANALAKA SECONDARY	3	0	71	21	29.6	0	33	20	60.6	27	60	22	36.7
	922251815	7225132	NGWANALLELA HIGH	1	4	40	25	62.5	4	46	31	67.4	0	38	26	68.4
	923241115	7233102	NGWANASEALA SECONDARY	2	4	24	17	70.8	4	32	25	78.1	9	30	22	73.3
	922221180	7253153	NGWANASEHLAKWANA SECONDARY	3	5	35	13	37.1	12	44	12	27.3	5	35	18	51.4
	922251761	7225134	NKGOPOLENG BAKONE SECONDARY	2	4	64	59	92.2	16	82	80	97.6	7	96	94	97.9
	923241122	7234132	NKOSHILO HIGH	2	0	120	111	92.5	32	89	79	88.8	32	86	76	88.4
	922250843	7221136	NOKO SECONDARY	2					1	2	2	100.0	4	4	4	100.0
	923261010	7244126	NOKOTLOU SECONDARY	1	4	73	40	54.8	2	73	18	24.7	12	18	13	72.2
	904221304	7255902	NORTHERN ACADEMY SECONDARY		4	566	561	99.1	0	603	565	93.7	9	515	477	92.6
	922223503	7255104	NORTHERN MUSLIM SCHOOL		0	20	20	100.0	0	16	16	100.0	0	23	23	100.0
	905341183	7271110	NTHABISENG SECONDARY	3	0	52	30	57.7	18	54	25	46.3	15	49	27	55.1
	922250867	7223137	NTHEMA SENIOR SECONDARY	2	4	27	14	51.9	14	40	17	42.5	11	28	9	32.1
	920211329	7211155	NTSOSE SECONDARY	1	9	28	13	46.4	0	27	9	33.3	8	23	19	82.6
	922221227	7256124	O R MABOTJA SECONDARY	3	19	67	38	56.7	30	110	52	47.3	13	66	35	53.0
	904221241	7253138	PAX HIGH	4	5	71	69	97.2	5	81	75	92.6	2	71	61	85.9
	922222497	7256157	PETER NCHABELENG SECONDARY	3	28	113	34	30.1	20	100	42	42.0	5	65	30	46.2
	920211350	7213136	PHAGAMANG SENIOR SECONDARY	2	5	62	60	96.8	2	79	63	79.7	0	77	65	84.4
	920211367	7212137	PHALA SECONDARY	2	39	95	64	67.4	20	95	68	71.6	25	85	61	71.8
	921230535	7261117	PHALAKGORO MOTHOA SECONDARY	1	0	68	59	86.8	2	57	26	45.6	14	48	27	56.3
	922222510	7252155	PHALATLOU SECONDARY	2	0	30	30	100.0	9	52	46	88.5	8	41	33	80.5

LIMPOPO																	
District Name	EMIS No	Centre No	Centre Name	Quintile	2015				2016				2017			
					No Progressed	Wrote	Achieved	% Achieved	No Progressed	Wrote	Achieved	% Achieved	No Progressed	Wrote	Achieved	% Achieved
CAPRICORN	923261041	7245127	PHASOANE HIGH	1	0	46	21	45.7	7	27	20	74.1	39	39	17	43.6
	923261058	7245128	PHAUWE SENIOR SECONDARY	2	5	38	19	50.0	14	22	13	59.1	12	19	10	52.6
	923242262	7231133	PHIRI KOLOBE HIGH	1	10	43	16	37.2	0	36	18	50.0	22	25	14	56.0
	922250911	7223147	PHOKELA SECONDARY	2	4	27	14	51.9	6	31	11	35.5	3	14	9	64.3
	923241153	7232134	PHOMOLONG SENIOR SECONDARY	1	7	27	14	51.9	5	37	24	64.9	13	24	17	70.8
	923261065	7244151	PHOPHEDI HIGH	1	6	22	17	77.3	9	23	9	39.1	9	17	12	70.6
	923261072	7244150	PHOSANE SECONDARY	1	8	28	19	67.9	1	36	6	16.7	17	13	12	92.3
	920211374	7216138	PHUMATLA SECONDARY	1	5	24	10	41.7	15	41	11	26.8	7	26	4	15.4
	923241160	7233135	PHUNYAKO HIGH	2	5	49	44	89.8	20	57	44	77.2	21	59	44	74.6
	922250928	7222138	PHUTI SEOPA SECONDARY	2	5	33	20	60.6	16	44	20	45.5	16	30	11	36.7
	923261096	7245129	PHUTLO SECONDARY	1	3	33	17	51.5	21	27	11	40.7	4	30	12	40.0
	921230566	7262128	PIET N APHANE HIGH	2	2	25	22	88.0	4	41	36	87.8	2	43	32	74.4
	920211428	7214165	RADIKGOBETHE SECONDARY	1	4	82	70	85.4	0	109	80	73.4	84	90	64	71.1
	923261119	7242130	RADIKGOMO SECONDARY	2	0	24	15	62.5	48	26	15	57.7	12	13	3	23.1
	992202402	7224156	RADIPITSI SECONDARY SCHOOL	2	1	63	12	19.0	11	29	9	31.0	9	26	7	26.9
	920211435	7214139	RADIRA SECONDARY	1	31	72	23	31.9	0	69	41	59.4	3	51	37	72.5
	904211442	7215158	RALEKWALANA SECONDARY	2	0	95	59	62.1	0	148	45	30.4	75	114	56	49.1
	921230580	7263118	RAMABELE SECONDARY	2	0	28	22	78.6	15	23	19	82.6	10	15	11	73.3
	923241214	7235136	RAMABU HIGH	3	13	70	50	71.4	29	72	51	70.8	12	93	55	59.1
	923241221	7232158	RAMAKANYANE SECONDARY	2	0	35	27	77.1	9	33	21	63.6	33	41	33	80.5
	920211473	7215140	RAMATEMA SECONDARY	2	0	31	21	67.7	0	42	27	64.3	13	24	12	50.0
	923241245	7232137	RAMATHOPE SENIOR SECONDARY	1	6	213	140	65.7	60	238	135	56.7	45	289	116	40.1
	920211497	7216141	RAMOHLAKANA SECONDARY	1	0	21	18	85.7	14	33	15	45.5	16	26	19	73.1
	920211503	7214166	RAMOKGETHI SECONDARY	1	0	13	5	38.5	0	23	14	60.9	6	14	12	85.7
	923241238	7235153	RAMOSHOBOHLE HIGH	2	2	54	51	94.4	3	74	47	63.5	0	98	35	35.7
	920211510	7213142	RAMOTSHABI SECONDARY	2	0	52	30	57.7	9	87	33	37.9	0	38	26	68.4
	919340340	7272107	RAMPO HIGH	2	19	54	24	44.4	32	52	19	36.5	34	49	20	40.8
	923241269	7231139	RANTI SECONDARY	3	11	35	18	51.4	9	39	7	17.9	9	25	9	36.0
	920211534	7216167	RAPETSWA SECONDARY	1	3	13	13	100.0	10	18	13	72.2	9	11	5	45.5
	920211541	7215143	RAPHATLHA SECONDARY	1	0	38	19	50.0	0	28	14	50.0	16	41	14	34.1
	920213168	7214171	RASEKGALA SECONDARY	1	6	27	13	48.1	0	49	28	57.1	22	32	13	40.6

LIMPOPO																	
District Name	EMIS No	Centre No	Centre Name	Quintile	2015				2016				2017			
					No Progressed	Wrote	Achieved	% Achieved	No Progressed	Wrote	Achieved	% Achieved	No Progressed	Wrote	Achieved	% Achieved
CAPRICORN	922251020	7223139	RASELETE SECONDARY	2	5	65	21	32.3	11	43	25	58.1	7	30	23	76.7
	919341152	7272108	RASEMA SECONDARY	2	1	51	39	76.5	7	58	26	44.8	23	34	24	70.6
	921230634	7263119	REHOLEGILE SECONDARY	2	0	62	39	62.9	14	82	34	41.5	16	77	54	70.1
	923261812	7245132	REKHUTJITJE SECONDARY	2	0	48	27	56.3	11	51	20	39.2	10	52	30	57.7
	992204101	7241112	RUSPLAAS CHRISTIAN MODEL SCHOOL		0	62	62	100.0	0	72	72	100.0	2	74	73	98.6
	923261270	7241136	S J VAN DER MERWE TECHNICAL HIGH	4	11	154	132	85.7	24	170	153	90.0	17	164	135	82.3
	920211626	7213144	SCHOONGEZICHT HIGH	2	19	52	21	40.4	8	39	15	38.5	15	24	11	45.8
	919340357	7272109	SEALE SECONDARY	3	1	60	32	53.3	0	64	44	68.8	28	34	28	82.4
	921230658	7261120	SEBITJA SENIOR SECONDARY	1	0	124	106	85.5	6	143	132	92.3	13	113	76	67.3
	904230665	7263134	SEBOTSI COMBINED SCHOOL	1	3	21	21	100.0	0	23	22	95.7	3	23	23	100.0
	921230672	7262121	SECHICHI HIGH	1	0	51	47	92.2	13	32	27	84.4	7	39	21	53.8
	923261188	7243152	SEDIMOTHOLE SECONDARY	2	0	117	59	50.4	26	153	54	35.3	10	67	28	41.8
	922221432	7254139	SEEMOLE MARABA SECONDARY	3	8	33	20	60.6	1	20	12	60.0	0	16	1	6.3
	919340432	7271111	SEFOLOKO SECONDARY	3	17	285	178	62.5	3	372	240	64.5	11	308	168	54.5
	921230689	7262129	SEGAENG SECONDARY	1	1	30	10	33.3	13	40	28	70.0	14	27	19	70.4
	923261881	7243133	SEGOPOTJE SECONDARY	1	0	107	85	79.4	3	102	85	83.3	15	96	70	72.9
	923261201	7242134	SEHLOLA HIGH	2	0	40	20	50.0	6	28	23	82.1	10	24	19	79.2
	920211664	7216145	SEIKGONI SECONDARY	1	7	31	12	38.7	7	36	12	33.3	9	37	6	16.2
	920211671	7214146	SEIPHI SECONDARY	1	0	25	21	84.0	0	36	20	55.6	16	33	25	75.8
	922221470	7254154	SEIPONE SECONDARY	2	3	28	20	71.4	5	41	18	43.9	5	38	22	57.9
	923261218	7245135	SEKATE SENIOR SECONDARY	2	0	63	41	65.1	4	74	44	59.5	24	67	30	44.8
	922251075	7223140	SEKATI SECONDARY	2	2	26	16	61.5	2	24	14	58.3	10	21	13	61.9
	920211688	7214168	SEKELEKA SENIOR SECONDARY	2	0	37	20	54.1	0	54	20	37.0	20	53	19	35.8
	922221487	7253125	SEKGOPETJANA SECONDARY	2	0	67	38	56.7	2	82	56	68.3	0	98	50	51.0
	922211718	7212175	SEKURUWE COMBINED	2	0	53	41	77.4	5	48	39	81.3	14	49	30	61.2
	922251099	7225141	SELAMODI SENIOR SECONDARY	2	6	46	42	91.3	22	58	47	81.0	9	55	43	78.2
	922251105	7222142	SELOUTJO SECONDARY	2	6	21	8	38.1	21	31	9	29.0	2	16	2	12.5
	922251112	7222148	SEMANENG SECONDARY	2	7	33	25	75.8	7	20	14	70.0	8	28	18	64.3
	922251136	7221143	SEO SECONDARY	1	0	29	17	58.6	7	24	3	12.5	7	27	18	66.7
	922251143	7223144	SEOKENG SECONDARY	2	2	42	26	61.9	13	45	29	64.4	2	53	28	52.8
	904241368	7234141	SEOLWANA SECONDARY	2	0	50	28	56.0	4	63	27	42.9	0	27	12	44.4

LIMPOPO																	
District Name	EMIS No	Centre No	Centre Name	Quintile	2015				2016				2017			
					No Progressed	Wrote	Achieved	% Achieved	No Progressed	Wrote	Achieved	% Achieved	No Progressed	Wrote	Achieved	% Achieved
CAPRICORN	921230726	7262122	SERADITOLA SECONDARY	1	0	21	13	61.9	0	28	11	39.3	1	20	11	55.0
	922211794	7212147	SERIPA SECONDARY	2	13	67	40	59.7	11	52	39	75.0	4	52	31	59.6
	921230733	7261125	SERUTLE SECONDARY	1	4	33	26	78.8	0	23	21	91.3	10	34	30	88.2
	922221500	7252126	SESHEGO HIGH	1	1	293	156	53.2	5	280	125	44.6	6	213	77	36.2
	921230740	7262123	SETHWETHWA SEN SECONDARY	2	0	60	60	100.0	0	63	63	100.0	3	50	49	98.0
	922223479	7253801	SETOTOLWANE SECONDARY		0	36	6	16.7	56	84	11	13.1	0	19	12	63.2
	921230757	7263130	SETUKA SECONDARY	2	0	27	22	81.5	0	27	20	74.1	22	20	10	50.0
	922211848	7212148	SHAKOLENG SECONDARY	2	0	54	34	63.0	9	61	28	45.9	9	57	22	38.6
	923241412	7233143	ST BEDE SENIOR SECONDARY	2	4	135	113	83.7	19	178	157	88.2	14	160	104	65.0
	919341169	7272110	ST BRENDAN`S CATHOLIC SECONDARY	4	0	110	103	93.6	2	131	117	89.3	4	105	96	91.4
	923261409	7242901	ST FRANCIS CATHOLIC ACADEMY		0	31	28	90.3	0	30	25	83.3	0	31	30	96.8
	919340616	7272111	TABUDI SECONDARY	3	0	18	16	88.9	0	47	19	40.4	10	21	6	28.6
	923261294	7243137	TAUPHUTI SECONDARY	2	0	62	25	40.3	10	37	31	83.8	13	35	22	62.9
	904251846	7255135	TAXILA COMBINED	5	4	202	159	78.7	0	195	182	93.3	10	157	152	96.8
	920211862	7215159	TEMA SECONDARY	2	0	59	47	79.7	0	72	36	50.0	50	61	47	77.0
	923261300	7245138	THAGAETALA SECONDARY	1	6	49	31	63.3	11	78	26	33.3	19	66	22	33.3
	923261324	7242147	THOGOA SECONDARY	2	2	44	30	68.2	26	45	30	66.7	33	56	39	69.6
	920332271	7211156	THOKAMPE SECONDARY	2	15	70	40	57.1	0	92	74	80.4	26	94	47	50.0
	919340609	7272112	TIDIMA HIGH	2	0	98	64	65.3	30	153	53	34.6	66	108	52	48.1
	922221586	7254127	TLAKALE MASHASHANE SECONDARY	3	18	131	118	90.1	27	185	166	89.7	19	134	113	84.3
	922251174	7222146	TLOU SECONDARY	2	33	46	26	56.5	11	41	21	51.2	18	48	14	29.2
	920211909	7216151	TLOU-MATOME SECONDARY	1	5	28	15	53.6	4	28	19	67.9	16	37	11	29.7
	923261386	7241139	TLOURWE HIGH	2	1	31	11	35.5	7	26	13	50.0	1	26	13	50.0
	904220255	7255134	TOM NAUDE TECHNICAL HIGH	3	26	153	139	90.8	0	129	115	89.1	26	104	91	87.5
	923241504	7233145	TSELA CHUEU SECONDARY	2	20	33	18	54.5	15	49	13	26.5	0	48	8	16.7
	923241511	7233144	TSHEBELA HIGH	2	10	56	41	73.2	7	58	43	74.1	4	60	43	71.7
	923261393	7242140	TSHEHLO SECONDARY	2	0	30	11	36.7	8	16	13	81.3	12	14	12	85.7
	920211916	7214170	TSHENYANE JUNIOR SECONDARY	1	1	32	22	68.8	0	36	19	52.8	10	27	12	44.4
	922251808	7225145	TSHUKUTSWE HIGH	2	29	46	28	60.9	14	46	16	34.8	29	70	26	37.1
	921230818	7262124	TUBAKE SENIOR SECONDARY	2	0	94	82	87.2	34	154	110	71.4	32	93	58	62.4

LIMPOPO																	
District Name	EMIS No	Centre No	Centre Name	Quintile	2015				2016				2017			
					No Progressed	Wrote	Achieved	% Achieved	No Progressed	Wrote	Achieved	% Achieved	No Progressed	Wrote	Achieved	% Achieved
CAPRICORN	920211930	7216149	TUMAKGOLE SENIOR	1	7	39	19	48.7	25	56	20	35.7	21	43	22	51.2
	920211947	7212150	V P MANTHATA SENIOR SECONDARY	2	13	127	84	66.1	11	144	77	53.5	54	145	68	46.9
	904222428	7255136	WESTENBURG SECONDARY	3	1	169	96	56.8	0	205	88	42.9	1	111	78	70.3
	923241542	7233146	ZOETFONTEIN SECONDARY	2	39	81	48	59.3	13	82	38	46.3	7	37	21	56.8
GREATER SEKHUKHUNE	924650580	7631141	A M MASHEGO SECONDARY	2	0	158	88	55.7	79	213	77	36.2	66	109	79	72.5
	924650160	7634101	ABRAHAM SEROTE SECONDARY	1	13	131	95	72.5	17	112	77	68.8	30	106	57	53.8
	925660037	7661101	BAPHADIMA SECONDARY	1	9	23	8	34.8	42	33	2	6.1	13	12	4	33.3
	925620022	7623166	BAROKA SECONDARY SCHOOL	1	0	34	21	61.8	9	55	6	10.9	27	55	8	14.5
	925620039	7624101	BATAU SECONDARY	1	15	53	40	75.5	22	72	54	75.0	16	60	40	66.7
	924650177	7634102	BOLEU HIGH	2	12	80	52	65.0	17	54	46	85.2	47	44	28	63.6
	924640064	7651101	BOPEDIBAPEDI SECONDARY	2	0	125	112	89.6	20	147	125	85.0	26	111	97	87.4
	996602403	7624903	CALVIN COMBINED SCHOOL		0	64	63	98.4	0	84	84	100.0	0	103	99	96.1
	996606601	7672101	DIBATHUTO SECONDARY SCHOOL	2	23	103	74	71.8	65	124	88	71.0	40	102	69	67.6
	925630357	7643101	DIHLABAKELA SECONDARY	1	2	54	43	79.6	4	65	50	76.9	11	61	42	68.9
	925620060	7621167	DIKOTOPE SECONDARY	1	2	40	14	35.0	9	69	16	23.2	4	87	13	14.9
	924651941	7635104	DIMO SECONDARY	1	0	15	7	46.7	1	19	10	52.6	4	9	6	66.7
	925610179	7613101	DINAKANYANE SECONDARY	1	0	23	22	95.7	10	44	32	72.7	20	42	38	90.5
	925620077	7623103	DINKWANYANE SECONDARY	1	0	39	16	41.0	2	22	7	31.8	21	22	18	81.8
	924640118	7657102	DIPHALE SECONDARY	1	0	44	11	25.0	2	27	12	44.4	6	37	24	64.9
	996606602	7672102	DITHAMAGA SECONDARY SCHOOL	2	24	83	55	66.3	21	66	36	54.5	29	49	36	73.5
	925610018	7611102	DITHOTHWANENG SECONDARY	1	29	108	36	33.3	45	104	45	43.3	35	62	42	67.7
	996606511	7671901	DYNAMIQUE PRIVATE HIGH		0	55	49	89.1	0	58	47	81.0	2	65	58	89.2
	996606523	7671906	ELSHADAI COMBINED SCHOOL		0	39	30	76.9	0	63	43	68.3	3	51	36	70.6
	996606546	7671116	ESTER MALEKA COMPREHENSIVE HIGH SCHO	4	0	23	22	95.7	1	34	34	100.0	1	26	24	92.3
	996606510	7671902	EXCELSIOR COLLEGE		0	12	7	58.3	0	14	8	57.1	5	7	4	57.1
	925610186	7613103	FETAKGOMO SENIOR SECONDARY	1	58	194	111	57.2	0	166	68	41.0	0	79	73	92.4

LIMPOPO																	
District Name	EMIS No	Centre No	Centre Name	Quintile	2015				2016				2017			
					No Progressed	Wrote	Achieved	% Achieved	No Progressed	Wrote	Achieved	% Achieved	No Progressed	Wrote	Achieved	% Achieved
GREATER SEKHUKHUNE	925610094	7612132	FRANK MASHILE SECONDARY	1	0	81	54	66.7	0	135	60	44.4	11	127	51	40.2
	925630029	7641102	GANGADZA SENIOR SECONDARY	1	10	13	6	46.2	0	13	6	46.2	1	28	14	50.0
	924643377	7653103	GLEN COWIE SECONDARY	3	0	83	77	92.8	2	69	64	92.8	0	79	69	87.3
	925661467	7663105	GOBETSE SECONDARY	1	0	53	35	66.0	13	89	70	78.7	41	119	48	40.3
	996606540	7671904	GOOD SHEPHERD MODEL SCHOOL		0	63	54	85.7	0	80	71	88.8	4	73	56	76.7
	924650597	7633136	GOODHOPE SECONDARY	2	0	33	15	45.5	12	30	16	53.3	10	22	13	59.1
	996606504	7671115	GROBLERSDAL ACADEMY	5	0	54	50	92.6	0	57	56	98.2	5	63	62	98.4
	925610100	7612104	HANS KOMANE SECONDARY	1	9	46	26	56.5	19	43	14	32.6	35	46	13	28.3
	924651965	7633107	HLABI SECONDARY	2	0	82	57	69.5	19	71	64	90.1	18	73	66	90.4
	924651286	7633108	HLANGANANI SECONDARY	1	0	53	30	56.6	42	42	32	76.2	10	39	25	64.1
	996606537	7671106	HOeRSKOOL BEN VILJOEN	5	0	143	142	99.3	0	119	119	100.0	0	134	133	99.3
	924651910	7635109	HUTUTU SENIOR SECONDARY	1	0	107	71	66.4	86	127	65	51.2	7	111	47	42.3
	924650603	7631137	IZIKHALI ZEMFUNDO SENIOR SECONDARY	1	0	95	28	29.5	17	99	30	30.3	23	72	37	51.4
	996606201	7662101	JANE FURSE COMPREHENSIVE	3	0	86	82	95.3	5	90	83	92.2	19	80	61	76.3
	925620152	7622105	KANAMA SECONDARY	2	0	9	5	55.6	4	7	7	100.0	0	6	4	66.7
	996606821	7674101	KGAGATLOU SECONDARY SCHOOL	1	6	31	28	90.3	17	43	29	67.4	20	44	30	68.2
	924640354	7654104	KGAHLANAMORULANA SENIOR SECONDARY	1	24	129	57	44.2	0	74	40	54.1	10	26	15	57.7
	996606300	7663168	KGAHLANONG SECONDARY SCHOOL	1	14	102	80	78.4	1	147	99	67.3	54	133	79	59.4
	925660150	7664108	KGALATLOU SECONDARY	1	0	75	27	36.0	22	93	30	32.3	62	21	7	33.3
	925620176	7623107	KGAOLA SENIOR SECONDARY	1	0	10	9	90.0	2	16	8	50.0	15	17	8	47.1
	924651491	7633148	KGAPHOLA MATLALA SECONDARY	1	0	43	19	44.2	2	24	15	62.5	9	11	4	36.4
	925631022	7642103	KGOKODIBENG SECONDARY	1	0	56	49	87.5	0	74	62	83.8	0	90	57	63.3
	925631367	7645104	KGOLANE SECONDARY-1	1	0	51	25	49.0	0	54	21	38.9	1	52	21	40.4
	925660211	7662110	KGOLOKO SENIOR SECONDARY	1	17	86	49	57.0	25	99	62	62.6	31	92	59	64.1
	924640446	7651106	KGOSHIMOROANGOATO SECONDARY	1	53	63	61	96.8	3	70	57	81.4	10	83	60	72.3

LIMPOPO																	
District Name	EMIS No	Centre No	Centre Name	Quintile	2015				2016				2017			
					No Progressed	Wrote	Achieved	% Achieved	No Progressed	Wrote	Achieved	% Achieved	No Progressed	Wrote	Achieved	% Achieved
GREATER SEKHUKHUNE	996606715	7673101	KGOTHALA SECONDARY SCHOOL	2	53	143	30	21.0	33	133	28	21.1	53	73	35	47.9
	924640453	7651107	KGOTSWANE SECONDARY	1	1	28	7	25.0	3	31	8	25.8	8	19	9	47.4
	924650184	7634105	KOPA SECONDARY	1	32	184	83	45.1	36	199	72	36.2	36	138	75	54.3
	924650887	7635107	KOTOLE SECONDARY	2	0	88	32	36.4	3	115	39	33.9	31	83	14	16.9
	991102501	7635146	KUBELA SECONDARY SCHOOL	1	0	33	26	78.8	37	58	24	41.4	12	24	12	50.0
	925620213	7624110	KWELEDI SECONDARY	2	35	98	52	53.1	72	110	23	20.9	0	73	54	74.0
	925660235	7664163	LAMDZANDVO SECONDARY	1	1	14	7	50.0	12	25	10	40.0	8	26	16	61.5
	925620220	7622111	LEAGATHOKO SECONDARY	2	28	89	21	23.6	40	123	35	28.5	28	68	26	38.2
	925630043	7641105	LEFAKGOMO SECONDARY	1	38	190	61	32.1	11	111	50	45.0	16	36	19	52.8
	924640538	7653108	LEGALETLWA SENIOR SECONDARY	1	0	93	48	51.6	60	106	43	40.6	0	66	33	50.0
	925660259	7664162	LEGARE SENIOR SECONDARY	1	17	78	40	51.3	45	134	25	18.7	0	84	22	26.2
	925620268	7624113	LEHLABA SECONDARY	1	16	105	67	63.8	0	72	48	66.7	0	61	41	67.2
	925620275	7621114	LEHLABILE SECONDARY	1	43	120	54	45.0	0	80	62	77.5	0	84	71	84.5
	925660266	7662111	LEHUTJWANA SENIOR SECONDARY	2	0	52	24	46.2	31	60	13	21.7	0	45	17	37.8
	921230122	7635102	LEHWELERE MATLALA SECONDARY	1	0	29	20	69.0	9	34	22	64.7	10	15	14	93.3
	924640569	7655109	LEHWELERE SECONDARY	2	7	97	71	73.2	14	132	62	47.0	33	130	69	53.1
	924651231	7633142	LEKALA SECONDARY	1	0	29	22	75.9	0	20	19	95.0	0	26	11	42.3
	925610025	7611106	LEKENTLE SECONDARY	1	47	51	33	64.7	17	68	38	55.9	11	51	40	78.4
	924640583	7652110	LEKHINE SECONDARY	1	7	32	12	37.5	0	30	12	40.0	0	62	10	16.1
	924640590	7651111	LEKOKO SECONDARY	1	0	88	60	68.2	10	95	43	45.3	29	115	42	36.5
	925661450	7662157	LENGAMA SENIOR SECONDARY	2	44	64	16	25.0	3	22	7	31.8	10	36	7	19.4
	924640620	7654113	LEOKENG SECONDARY	1	0	27	16	59.3	0	29	20	69.0	5	20	15	75.0
	925620305	7624115	LEOLO HIGH	3	22	110	41	37.3	19	149	76	51.0	53	63	40	63.5
	906120591	7635116	LEPELLE SECONDARY	1	0	168	74	44.0	9	119	50	42.0	3	61	28	45.9
	925630067	7641106	LEPHENYE SECONDARY	1	7	30	20	66.7	3	44	26	59.1	13	18	15	83.3
	996606531	7671107	LERIANA SENIOR SECONDARY SCHOOL	2	0	55	20	36.4	0	72	19	26.4	19	72	13	18.1
	925630050	7641107	LESAILANE SECONDARY	1	41	91	32	35.2	1	39	32	82.1	18	53	28	52.8
	925620329	7624118	LETAU SENIOR SECONDARY	1	11	38	23	60.5	16	45	12	26.7	6	36	19	52.8
	924640699	7651163	LETEBELE MARISHANE SECONDARY	1	7	53	39	73.6	7	65	55	84.6	14	60	35	58.3

LIMPOPO																	
District Name	EMIS No	Centre No	Centre Name	Quintile	2015				2016				2017			
					No Progressed	Wrote	Achieved	% Achieved	No Progressed	Wrote	Achieved	% Achieved	No Progressed	Wrote	Achieved	% Achieved
GREATER SEKHUKHUNE	924640712	7657114	LEWALEMOLOMO SECONDARY	1	0	17	12	70.6	3	13	8	61.5	0	13	11	84.6
	996606544	7671905	LIVING WATER PRIVATE SCHOOL		0	63	53	84.1	0	37	30	81.1	16	33	30	90.9
	925660327	7661164	LOBAMBA JUNIOR SECONDARY	1	0	39	9	23.1	10	33	11	33.3	11	17	12	70.6
	924650627	7631139	LOBOLI SECONDARY	1	0	103	27	26.2	26	94	30	31.9	20	20	8	40.0
	996606812	7674102	MABAKE SECONDARY SCHOOL	2	0	65	54	83.1	10	33	33	100.0	91	83	52	62.7
	924640750	7653176	MABODIBENG SECONDARY	1	0	45	31	68.9	65	102	31	30.4	21	76	21	27.6
	925630081	7641108	MABORAGANE SECONDARY	1	2	23	6	26.1	1	29	6	20.7	8	13	11	84.6
	924640781	7656167	MADIKALEPUDI SECONDARY	1	1	25	17	68.0	23	40	7	17.5	9	11	7	63.6
	925620374	7622120	MADIKOLOSHE MALEPE SECONDARY	2	0	19	4	21.1	42	48	1	2.1	20	20	11	55.0
	925610254	7614107	MADITHAME SENIOR SECONDARY	1	8	68	30	44.1	25	91	43	47.3	24	53	18	34.0
	996609999	7642142	MAFADI ACADEMY		1	8	6	75.0	0	5	5	100.0	0	17	12	70.6
	924640828	7655171	MAGALE SECONDARY	2	11	71	32	45.1	39	62	29	46.8	24	51	28	54.9
	925620411	7622121	MAGATAGABOTSE SECONDARY	2	25	42	14	33.3	21	43	16	37.2	13	23	9	39.1
	996604500	7645148	MAGOBANYE SECONDARY	1	3	50	37	74.0	18	44	17	38.6	8	43	19	44.2
	924650672	7632110	MAGUKUBJANE SENIOR SECONDARY	1	0	29	10	34.5	0	54	18	33.3	8	47	9	19.1
	924640836	7654115	MAHLABA SECONDARY	1	0	26	2	7.7	0	26	1	3.8	13	20	1	5.0
	996606808	7674103	MAHLAKODISHE SECONDARY SCHOOL	1	0	47	29	61.7	38	80	48	60.0	30	36	22	61.1
	924651001	7636111	MAHLARE SENIOR SECONDARY	1	7	45	36	80.0	5	53	37	69.8	27	29	22	75.9
	924650191	7635112	MAHLONTEBE SECONDARY	1	0	73	27	37.0	90	115	43	37.4	50	67	30	44.8
	924640897	7657170	MAHWETSE SECONDARY	1	0	76	71	93.4	0	80	72	90.0	0	99	85	85.9
	924651958	7633113	MAJANE MATLALA SECONDARY	1	15	35	19	54.3	7	18	12	66.7	3	19	8	42.1
	921230191	7635106	MAJATLADI SECONDARY	1	0	83	40	48.2	34	116	41	35.3	56	71	44	62.0
	925661443	7664115	MAKATANE SECONDARY	1	14	72	34	47.2	50	81	45	55.6	8	63	44	69.8
	925610032	7611128	MAKELEPENG SECONDARY	1	20	42	29	69.0	18	22	14	63.6	14	20	15	75.0
	925631084	7642109	MAKGAMATHU HIGH	1	4	35	28	80.0	6	43	26	60.5	0	30	23	76.7
	925660457	7663116	MAKGWALE SECONDARY	1	2	36	29	80.6	1	26	11	42.3	21	28	21	75.0
	924643131	7655177	MAKHATO SECONDARY	2	0	33	29	87.9	7	39	28	71.8	15	40	21	52.5

LIMPOPO																	
District Name	EMIS No	Centre No	Centre Name	Quintile	2015				2016				2017			
					No Progressed	Wrote	Achieved	% Achieved	No Progressed	Wrote	Achieved	% Achieved	No Progressed	Wrote	Achieved	% Achieved
GREATER SEKHUKHUNE	925620480	7622168	MAKHWESE SECONDARY	2	30	120	42	35.0	4	127	44	34.6	11	87	52	59.8
	925620473	7622167	MAKIDI SECONDARY	1	0	12	1	8.3	3	6	0	0.0	0	10	4	40.0
	925631091	7642110	MAKOPI SENIOR SECONDARY	1	16	48	34	70.8	9	86	44	51.2	0	89	46	51.7
	924610124	7612108	MAKOPOLE I SENIOR SECONDARY	1	0	32	9	28.1	2	24	15	62.5	6	15	10	66.7
	925630760	7644111	MAKUANE SENIOR SECONDARY	1	8	72	33	45.8	12	77	21	27.3	9	76	41	53.9
	924640996	7655116	MAKWE SENIOR SECONDARY	2	0	31	24	77.4	10	38	30	78.9	19	42	32	76.2
	924641005	7655117	MAKWETLE SECONDARY	2	2	18	13	72.2	3	22	11	50.0	0	16	12	75.0
	924641036	7656181	MALABE SECONDARY	1	0	17	14	82.4	5	25	9	36.0	2	9	6	66.7
	924641067	7651118	MALEKUTU SENIOR SECONDARY	1	10	40	28	70.0	0	71	35	49.3	2	78	53	67.9
	925630135	7641112	MALENGINE SECONDARY	2	0	47	15	31.9	4	44	15	34.1	0	46	17	37.0
	924651507	7631114	MAMADI SECONDARY	1	0	51	14	27.5	20	65	21	32.3	32	17	14	82.4
	925631114	7642113	MAMOGEGE SECONDARY	1	0	57	28	49.1	5	65	12	18.5	0	61	22	36.1
	925620541	7622171	MAMOLOBELA SECONDARY SCHOOL	2	18	72	29	40.3	18	31	21	67.7	17	29	17	58.6
	924641111	7652120	MAMPURU TSEKE SECONDARY	1	1	26	15	57.7	0	23	16	69.6	9	24	16	66.7
	925630784	7644114	MANAWE SENIOR SECONDARY	1	0	69	18	26.1	17	30	4	13.3	11	26	3	11.5
	924650207	7633115	MANG-LE-MANG SECONDARY	1	0	113	76	67.3	0	108	55	50.9	40	91	66	72.5
	924641142	7652121	MANGOLWANE SENIOR SECONDARY	1	21	52	11	21.2	0	42	18	42.9	5	23	7	30.4
	925620572	7621128	MANOKE SENIOR SECONDARY	1	49	94	56	59.6	64	146	63	43.2	39	38	17	44.7
	924641203	7651122	MANTLATLE SECONDARY	1	10	74	50	67.6	1	68	41	60.3	6	68	36	52.9
	924641210	7653164	MANTLHANYANE SECONDARY	1	6	8	3	37.5	4	13	5	38.5	6	9	2	22.2
	924651019	7636116	MANYAKU SECONDARY	1	0	57	28	49.1	13	80	34	42.5	8	58	28	48.3
	925620602	7623129	MAOKENG SENIOR SECONDARY	1	0	46	33	71.7	7	48	30	62.5	45	38	38	100.0
	925630791	7644144	MAPE SECONDARY	1	4	40	12	30.0	16	45	19	42.2	3	25	11	44.0
	924641258	7652123	MAPHADIME SENIOR SECONDARY	1	4	35	6	17.1	4	46	14	30.4	14	33	9	27.3
	925630449	7643115	MAPUTLE SENIOR SECONDARY	1	11	71	53	74.6	39	101	59	58.4	41	46	25	54.3
	925620626	7623131	MAREMISHA HIGH	1	0	50	38	76.0	15	58	36	62.1	18	15	9	60.0
	924651255	7633117	MARESELENG HIGH	1	11	52	7	13.5	12	41	18	43.9	56	27	10	37.0

LIMPOPO																	
District Name	EMIS No	Centre No	Centre Name	Quintile	2015				2016				2017			
					No Progressed	Wrote	Achieved	% Achieved	No Progressed	Wrote	Achieved	% Achieved	No Progressed	Wrote	Achieved	% Achieved
GREATER SEKHUKHUNE	924641319	7654124	MARETELE SECONDARY	1	3	25	11	44.0	0	16	5	31.3	7	16	7	43.8
	925630463	7643116	MAROLE SECONDARY	1	3	20	15	75.0	13	37	27	73.0	11	11	4	36.4
	924641364	7657125	MASEMOLA SENIOR SECONDARY	1	20	76	24	31.6	26	51	27	52.9	0	31	22	71.0
	924641371	7655126	MASERUMULE SECONDARY	1	0	54	34	63.0	24	78	58	74.4	36	46	33	71.7
	925620657	7621133	MASHAKWANENG SECONDARY	1	0	35	5	14.3	0	52	1	1.9	2	35	6	17.1
	925660716	7663166	MASHEGO JUNIOR SECONDARY	1	0	48	9	18.8	1	56	7	12.5	1	16	4	25.0
	925660730	7663119	MASHUPJE SENIOR SECONDARY	1	61	117	30	25.6	36	76	42	55.3	21	63	21	33.3
	996606520	7671108	MATAILANE SECONDARY SCHOOL	2	0	73	24	32.9	3	74	13	17.6	24	39	11	28.2
	925620664	7621134	MATHAFENG SECONDARY	1	21	62	32	51.6	0	49	37	75.5	8	26	26	100.0
	924641432	7657161	MATHUME SECONDARY	1	0	25	18	72.0	0	24	17	70.8	0	25	11	44.0
	925630494	7643142	MATLADI A PHAAHLA SECONDARY	1	7	23	2	8.7	5	36	12	33.3	3	18	1	5.6
	924641463	7657127	MATLEBJOANE SECONDARY	1	2	66	39	59.1	1	56	32	57.1	3	57	40	70.2
	924641494	7656128	MATSEBE SECONDARY	1	4	15	5	33.3	9	33	12	36.4	6	21	7	33.3
	925660761	7662120	MATSEBONG SECONDARY	2	0	77	57	74.0	5	86	52	60.5	26	58	27	46.6
	925620671	7623135	MATSHAILE SENIOR SECONDARY	1	0	22	12	54.5	8	44	16	36.4	13	33	20	60.6
	924320468	7652129	MATSHELE SECONDARY	1	9	41	31	75.6	0	35	24	68.6	14	35	20	57.1
	924641517	7653130	MATSHUMANE SECONDARY	2	0	150	89	59.3	26	173	102	59.0	39	192	84	43.8
	924641555	7657166	MMAKOPI SECONDARY	1	2	14	12	85.7	0	19	16	84.2	6	16	14	87.5
	924641593	7654131	MMAMOKOKGOLUSHI SECONDARY	1	2	52	28	53.8	0	78	32	41.0	11	56	30	53.6
	925630838	7644117	MMANYABA SENIOR SECONDARY	1	0	27	14	51.9	6	19	11	57.9	0	8	7	87.5
	924643193	7653183	MMAUWANE SECONDARY	1	0	26	11	42.3	23	29	15	51.7	23	18	14	77.8
	925620701	7624137	MMIDITSI SENIOR SECONDARY	1	80	209	98	46.9	0	152	78	51.3	0	96	51	53.1
	925630845	7644118	MMUTLANE SECONDARY	1	3	107	57	53.3	9	105	44	41.9	7	47	31	66.0
	925631497	7645145	MODIEDIE SECONDARY	1	4	24	11	45.8	0	21	7	33.3	10	35	7	20.0
	924610131	7612127	MODIPA SECONDARY	1	21	66	31	47.0	13	63	27	42.9	2	43	19	44.2
	924643124	7656132	MODIPADI SECONDARY	1	0	29	20	69.0	0	36	29	80.6	8	31	15	48.4
	925610049	7611109	MOEPADIRA SECONDARY	1	10	62	36	58.1	16	93	37	39.8	12	53	19	35.8

LIMPOPO																	
District Name	EMIS No	Centre No	Centre Name	Quintile	2015				2016				2017			
					No Progressed	Wrote	Achieved	% Achieved	No Progressed	Wrote	Achieved	% Achieved	No Progressed	Wrote	Achieved	% Achieved
GREATER SEKHUKHUNE	924650924	7635118	MOGADIME SECONDARY	1	9	39	4	10.3	0	33	12	36.4	2	29	8	27.6
	996602110	7621168	MOGALE WA BAGALE	4	0	44	22	50.0	0	69	27	39.1	5	69	38	55.1
	925620718	7623167	MOGOHLWANE SEC SCHOOL	1	0	4	3	75.0	0	8	5	62.5	6	6	4	66.7
	925630852	7644119	MOGOLAHLOGO SECONDARY	1	0	42	25	59.5	8	33	21	63.6	5	18	8	44.4
	925621308	7624171	MOGOLO SECONDARY	1	141	189	35	18.5	74	78	30	38.5	36	27	17	63.0
	924650276	7634144	MOGUDI SECONDARY	2	25	55	27	49.1	29	29	23	79.3	24	26	19	73.1
	996606618	7672103	MOHLABETSI SECONDARY SCHOOL	1	52	103	35	34.0	111	110	10	9.1	68	14	4	28.6
	925620725	7623168	MOHLAKENG SECONDARY SCHOOL	1	0	12	8	66.7	0	35	5	14.3	6	26	12	46.2
	925630524	7643120	MOHLALA-MORUDI SECONDARY	1	18	45	21	46.7	13	58	20	34.5	59	26	11	42.3
	925610193	7613110	MOHLALETSE SECONDARY	1	0	57	25	43.9	0	61	34	55.7	0	47	22	46.8
	996606702	7673102	MOHLAMME SECONDARY SCHOOL	2	34	190	70	36.8	0	143	64	44.8	92	103	66	64.1
	996606309	7663169	MOHLAREKOMA SECONDARY SCHOOL	1	0	61	32	52.5	0	63	30	47.6	30	41	20	48.8
	925621421	7624141	MOHLARUTSE SECONDARY	1	41	168	38	22.6	6	167	44	26.3	47	58	24	41.4
	925620749	7623142	MOHLATSENGWANE SECONDARY	1	0	22	13	59.1	1	21	20	95.2	39	29	5	17.2
	924641746	7654133	MOHLODI SECONDARY	1	0	24	8	33.3	0	26	7	26.9	0	21	5	23.8
	925610261	7614129	MOHLOTLWANE SECONDARY	1	0	9	6	66.7	0	12	7	58.3	1	21	0	0.0
	925610056	7611111	MOHWADUBA SENIOR SECONDARY	1	6	32	23	71.9	1	35	21	60.0	3	23	12	52.2
	925630883	7644143	MOILA SECONDARY	1	2	27	17	63.0	7	24	11	45.8	6	17	12	70.6
	924641791	7652160	MOKGAPI SECONDARY	1	0	28	9	32.1	0	21	10	47.6	3	27	16	59.3
	924641784	7655134	MOKGERETLI SECONDARY	1	7	26	13	50.0	1	23	22	95.7	1	19	14	73.7
	924650979	7635145	MOKGOMA MATLALA SECONDARY	2	0	67	5	7.5	4	32	8	25.0	6	16	2	12.5
	924641821	7651135	MOKGUBI SECONDARY	1	6	30	16	53.3	1	40	12	30.0	6	18	14	77.8
	925610209	7613112	MOKHINE SECONDARY	1	34	114	71	62.3	28	106	44	41.5	22	95	44	46.3
	925610148	7612113	MOKHULWANE SECONDARY	1	18	50	14	28.0	20	46	18	39.1	10	16	7	43.8
	924651927	7636119	MOKONEAMABULA SECONDARY	1	14	52	41	78.8	10	58	46	79.3	8	49	39	79.6
	925631176	7642141	MOKWADIBE SECONDARY	1	50	96	31	32.3	20	63	24	38.1	7	40	9	22.5
	924641846	7656169	MOLEBELEDI SECONDARY	1	0	27	20	74.1	7	28	20	71.4	0	20	6	30.0

LIMPOPO																	
District Name	EMIS No	Centre No	Centre Name	Quintile	2015				2016				2017				
					No Progressed	Wrote	Achieved	% Achieved	No Progressed	Wrote	Achieved	% Achieved	No Progressed	Wrote	Achieved	% Achieved	
GREATER SEKHUKHUNE	924661429	7662158	MOLEPANE SECONDARY	1	0	39	32	82.1	0	51	47	92.2	0	44	25	56.8	
	925660853	7661126	MOLESHATLOU SECONDARY	1	52	190	49	25.8	11	107	38	35.5	32	78	16	20.5	
	924641906	7657137	MOLOMOTOATAU SECONDARY	1	14	43	18	41.9	11	37	17	45.9	5	32	11	34.4	
	924641913	7652138	MOLWETSI SENIOR	1	0	68	50	73.5	0	58	37	63.8	5	77	44	57.1	
	924650214	7634143	MONAMODI MATSEPE SECONDARY	2	8	51	34	66.7	17	55	34	61.8	15	39	16	41.0	
	925660204	7661109	MONAMOLEDI SECONDARY SCHOOL	1	35	144	64	44.4	0	166	106	63.9	28	130	60	46.2	
	924641937	7657168	MONYAKU SECONDARY	1	0	38	21	55.3	0	44	17	38.6	0	11	9	81.8	
	924641968	7655139	MOREKO SENIOR SECONDARY	2	0	111	111	100.0	1	134	134	100.0	4	132	132	100.0	
	924641975	7655183	MORERI-CHOENYANE SECONDARY	2	1	20	15	75.0	2	12	7	58.3	1	13	9	69.2	
	924641999	7655182	MORITI SECONDARY	1	5	57	27	47.4	15	35	17	48.6	5	29	13	44.8	
	925610285	7614114	MOROKALEBOLE SECONDARY	1	0	39	14	35.9	4	49	27	55.1	4	29	9	31.0	
	925631527	7645121	MORWASWI SECONDARY	2	5	35	15	42.9	5	70	14	20.0	5	39	12	30.8	
	925630555	7643139	MOSEDI SECONDARY	1	20	73	23	31.5	0	62	15	24.2	13	27	16	59.3	
	925630203	7641122	MOSEGO SECONDARY	1	4	21	14	66.7	15	27	10	37.0	17	32	16	50.0	
	925631534	7645147	MOSEKI SECONDARY	1	7	53	16	30.2	32	38	8	21.1	18	22	11	50.0	
	924650221	7634120	MOSHATE SENIOR SECONDARY	1	49	114	42	36.8	47	88	55	62.5	21	75	39	52.0	
	924642053	7655140	MOTEANE SECONDARY	2	4	43	17	39.5	13	35	20	57.1	0	22	19	86.4	
	924651859	7634138	MOTJEDI SECONDARY	1	25	56	19	33.9	0	44	28	63.6	15	23	18	78.3	
	925630913	7644123	MOTLOULELA SENIOR SECONDARY	1	25	51	20	39.2	1	32	19	59.4	1	23	13	56.5	
	924652248	7635135	MOTODI SECONDARY	2	0	34	25	73.5	14	29	6	20.7	2	44	11	25.0	
	924642114	7655141	MOTSWALEDI SECONDARY	1	0	12	10	83.3	0	33	25	75.8	12	15	8	53.3	
	924642121	7657178	MOTUBATSE SECONDARY	1	0	52	35	67.3	14	69	29	42.0	27	60	33	55.0	
	925620879	7621146	MOUKANGOE HIGH	1	0	106	36	34.0	52	84	25	29.8	34	63	33	52.4	
	996603304	7634146	MPHAGE SECONDARY SCHOOL	2	0	146	45	30.8	5	39	27	69.2	41	67	36	53.7	
	924650290	7635121	MPHAHLELE SECONDARY	1	0	72	24	33.3	21	39	10	25.6	24	35	17	48.6	
	924642145	7652142	MPHEGOLLE SECONDARY	1	2	22	16	72.7	1	30	25	83.3	1	35	29	82.9	
	996601400	7614134	MPHELA A MARUMO SECONDARY SCHOOL	1	7	82	79	96.3	25	105	93	88.6	26	112	93	83.0	

LIMPOPO																	
District Name	EMIS No	Centre No	Centre Name	Quintile	2015				2016				2017			
					No Progressed	Wrote	Achieved	% Achieved	No Progressed	Wrote	Achieved	% Achieved	No Progressed	Wrote	Achieved	% Achieved
GREATER SEKHUKHUNE	924642152	7653185	MPHELE A MPHELE SECONDARY	1	3	49	25	51.0	5	51	40	78.4	12	41	25	61.0
	925610063	7611115	MPHELE SECONDARY	1	14	44	25	56.8	26	45	25	55.6	15	68	24	35.3
	924650696	7631122	MPHEZULU SECONDARY	2	0	61	40	65.6	52	59	44	74.6	12	72	52	72.2
	925660945	7661129	MPILO SENIOR SECONDARY	1	44	94	56	59.6	23	72	40	55.6	29	69	44	63.8
	924643407	7651180	MPOLE SECONDARY	1	0	31	20	64.5	19	46	15	32.6	6	28	8	28.6
	925630562	7643124	NAKGWADI SECONDARY	1	44	196	75	38.3	68	202	75	37.1	58	64	48	75.0
	996606705	7673103	NALA SECONDARY SCHOOL	2	80	197	111	56.3	49	136	89	65.4	68	79	71	89.9
	924650238	7634123	NALEDI-YA-MESO SECONDARY	1	9	35	6	17.1	27	23	7	30.4	8	13	6	46.2
	924642213	7654143	NAMUDI SECONDARY	1	2	19	6	31.6	0	34	6	17.6	2	20	3	15.0
	924651484	7635124	NAPE A NGWATO HIGH	2	0	50	36	72.0	17	75	41	54.7	15	73	44	60.3
	924651293	7633125	NDENDEKA HIGH	1	0	49	28	57.1	9	31	18	58.1	12	28	14	50.0
	924642237	7652144	NGALE SECONDARY	1	0	59	30	50.8	0	53	22	41.5	23	29	17	58.6
	924642244	7652175	NGOATOANAPE SECONDARY	1	0	41	30	73.2	0	34	22	64.7	4	27	18	66.7
	924651279	7633127	NGULU HIGH	1	0	61	28	45.9	0	79	24	30.4	7	51	19	37.3
	925660952	7663130	NGWAABE COMPREHENSIVE SECONDARY	1	15	56	26	46.4	102	100	27	27.0	62	13	13	100.0
	924651866	7635126	NGWANAKWENA SECONDARY	1	0	132	67	50.8	98	160	63	39.4	36	100	60	60.0
	925610162	7612116	NGWANAMALA SECONDARY	1	6	75	40	53.3	9	88	41	46.6	11	118	52	44.1
	924642281	7636146	NGWANAMASHILE SENIOR SECONDARY	1	0	35	31	88.6	12	60	45	75.0	10	46	29	63.0
	924661528	7662159	NGWANAMATLANG SECONDARY	1	0	113	90	79.6	71	190	119	62.6	4	112	81	72.3
	925660976	7663132	NGWANANGWATO SECONDARY	1	2	66	39	59.1	46	129	51	39.5	45	33	19	57.6
	924642305	7651146	NGWANATSHWANE SECONDARY	1	25	138	107	77.5	59	308	130	42.2	0	118	82	69.5
	996606711	7673104	NGWATO-A-MPHELA PUBLIC SCHOOL	2	22	76	26	34.2	12	57	12	21.1	14	45	25	55.6
	925631206	7642143	NKGOMELENG SENIOR SECONDARY	1	14	43	20	46.5	9	37	10	27.0	11	24	9	37.5
	924642329	7656147	NKGONYELETSE SECONDARY	1	0	93	76	81.7	2	79	60	75.9	22	53	37	69.8
	925621315	7622169	NKOTA SECONDARY	1	24	99	37	37.4	9	38	22	57.9	23	27	20	74.1
	925661023	7663133	NKOTWANE SECONDARY	1	28	97	50	51.5	34	61	24	39.3	44	52	10	19.2
	925620893	7623149	NTABANE SECONDARY	1	0	45	36	80.0	8	43	22	51.2	31	22	20	90.9
	925620916	7622170	NTIBANENG SECONDARY	1	0	35	20	57.1	10	26	5	19.2	0	28	8	28.6
	924642374	7654144	NTSHEBELE SECONDARY	1	0	125	59	47.2	0	120	57	47.5	5	85	34	40.0

LIMPOPO																	
District Name	EMIS No	Centre No	Centre Name	Quintile	2015				2016				2017			
					No Progressed	Wrote	Achieved	% Achieved	No Progressed	Wrote	Achieved	% Achieved	No Progressed	Wrote	Achieved	% Achieved
GREATER SEKHUKHUNE	996606832	7674111	NTSHIBA SECONDARY SCHOOL	2	7	16	12	75.0	10	32	14	43.8	19	25	6	24.0
	925631565	7645126	NTWAMPE TECHNICAL HIGH SCHOOL	1	19	81	48	59.3	29	77	33	42.9	10	77	42	54.5
	925631572	7645136	NYAKU SENIOR SECONDARY	2	1	30	15	50.0	0	34	13	38.2	12	37	9	24.3
	996606701	7673105	OR TAMBO COMPREHENSIVE SCHOOL	2	30	103	48	46.6	0	121	32	26.4	90	34	19	55.9
	925620930	7622151	PAEPAE SENIOR SECONDARY	1	21	51	15	29.4	26	54	14	25.9	22	29	14	48.3
	925610216	7613117	PEU SECONDARY	1	0	23	10	43.5	8	33	11	33.3	0	38	10	26.3
	996606801	7674104	PEZUNGA SECONDARY SCHOOL	1	0	18	15	83.3	29	39	26	66.7	23	24	17	70.8
	925620954	7624173	PHAAHLA SECONDARY SCHOOL	1	21	103	47	45.6	16	74	38	51.4	0	94	40	42.6
	925631589	7645146	PHAFANE SECONDARY	1	0	104	95	91.3	6	102	88	86.3	4	132	108	81.8
	924642428	7655149	PHATAMETSANE SECONDARY	2	10	78	53	67.9	15	138	77	55.8	50	80	49	61.3
	924642466	7653150	PHIRIAGAE SECONDARY	1	3	21	12	57.1	16	36	13	36.1	16	6	5	83.3
	924651262	7633128	PHOKANOKA HIGH	1	0	91	43	47.3	0	93	58	62.4	89	68	43	63.2
	924642480	7657151	PHOROANE SECONDARY	1	6	28	16	57.1	2	33	22	66.7	0	18	14	77.8
	925610223	7613118	PHUTAKWE SECONDARY	1	8	69	29	42.0	1	73	29	39.7	0	60	23	38.3
	924643315	7656165	PHUTI-KWENA SECONDARY	1	6	45	41	91.1	13	40	31	77.5	25	37	27	73.0
	925630593	7643127	PHUTINARE SECONDARY	1	3	17	14	82.4	0	28	19	67.9	25	27	17	63.0
	925610308	7614119	PHUTITLOU SECONDARY	1	0	28	16	57.1	0	30	24	80.0	0	26	14	53.8
	925661115	7664151	PHUTLOTAU SECONDARY	1	10	49	31	63.3	59	113	20	17.7	1	88	29	33.0
	924642527	7653184	PONTI JUNIOR SECONDARY	1	1	61	60	98.4	0	60	57	95.0	6	56	44	78.6
	925631596	7645144	POO SECONDARY	1	0	78	71	91.0	0	149	111	74.5	32	119	90	75.6
	925630265	7641137	POTLAKE SECONDARY	2	10	38	19	50.0	12	40	23	57.5	13	28	13	46.4
	925630951	7644128	POTOKO SECONDARY	1	5	64	62	96.9	17	60	49	81.7	8	47	44	93.6
	924651040	7636129	PUPUTLE SECONDARY	1	0	14	11	78.6	0	18	8	44.4	5	21	9	42.9
	996606607	7672104	RAMATSHAGALALA SECONDARY SCHOOL	1	26	181	123	68.0	12	317	224	70.7	52	226	132	58.4
	996606718	7673106	RAMOGOSETSI MAGANA SECONDARY SCHOOL	2	17	51	20	39.2	0	60	38	63.3	23	72	42	58.3
	924650252	7634130	RAMOHLOKOLO SENIOR SECONDARY	2	20	42	32	76.2	34	63	25	39.7	8	46	21	45.7
	924651842	7636147	RAMOROKE SECONDARY	1	0	13	6	46.2	0	10	3	30.0	0	5	1	20.0
	925661139	7661140	RAMPHELANE SECONDARY	1	16	120	46	38.3	33	133	75	56.4	3	93	45	48.4
	924642572	7656152	RANTOBENG SECONDARY	1	0	127	125	98.4	17	111	108	97.3	10	134	132	98.5

LIMPOPO																	
District Name	EMIS No	Centre No	Centre Name	Quintile	2015				2016				2017				
					No Progressed	Wrote	Achieved	% Achieved	No Progressed	Wrote	Achieved	% Achieved	No Progressed	Wrote	Achieved	% Achieved	
GREATER SEKHUKHUNE	925631237	7642129	RATANANG SECONDARY	1	0	43	19	44.2	0	51	32	62.7	18	24	18	75.0	
	924642589	7653153	REBONE SECONDARY	1	0	150	79	52.7	15	109	50	45.9	61	79	53	67.1	
	996603301	7634145	REFILWE SECONDARY	2	8	67	67	100.0	0	34	34	100.0	0	84	81	96.4	
	996606820	7674105	REFILWE SECONDARY SCHOOL	2	4	35	22	62.9	32	47	22	46.8	27	13	7	53.8	
	996606631	7672105	REITOMETJE SECONDARY SCHOOL	2	16	41	22	53.7	14	33	20	60.6	61	8	6	75.0	
	996606815	7674106	REKHUDITSE SECONDARY SCHOOL	2	5	65	37	56.9	12	142	65	45.8	25	98	40	40.8	
	996606824	7674107	REPHAFOGILE SECONDARY SCHOOL	2	47	74	41	55.4	37	44	25	56.8	28	42	28	66.7	
	996606509	7671109	SANGO COMBINED SCHOOL	1	0	15	14	93.3	5	29	23	79.3	5	42	31	73.8	
	996606603	7672106	SEBAKANAGA SECONDARY SCHOOL	2	11	97	92	94.8	1	115	107	93.0	18	92	72	78.3	
	925661160	7661141	SEBASE SECONDARY	1	38	126	65	51.6	0	131	51	38.9	27	105	42	40.0	
	996606816	7674108	SEBJALEBJALE SECONDARY SCHOOL	2	1	23	12	52.2	13	23	15	65.2	12	28	19	67.9	
	925621049	7621155	SEDIBENG SENIOR SECONDARY	1	27	59	17	28.8	0	34	12	35.3	15	28	15	53.6	
	925661184	7664142	SEFOGOLE SEPEKE SECONDARY	1	11	72	39	54.2	50	71	34	47.9	62	40	18	45.0	
	925621056	7622156	SEGASHIFE SECONDARY	1	0	65	6	9.2	18	52	10	19.2	24	24	5	20.8	
	924650733	7631131	SEGOLOLA HIGH	1	0	86	40	46.5	0	91	35	38.5	20	56	24	42.9	
	925631268	7642130	SEHLAKU SECONDARY	1	1	133	101	75.9	0	258	128	49.6	0	177	43	24.3	
	925631602	7645131	SELATOLE SECONDARY	1	17	89	34	38.2	18	78	27	34.6	56	37	15	40.5	
	925610315	7614120	SELEBALO SECONDARY	1	0	34	21	61.8	1	45	31	68.9	17	55	30	54.5	
	925621117	7623159	SEMORIRI SECONDARY	1	0	18	11	61.1	8	18	15	83.3	11	10	9	90.0	
	925661221	7663144	SENGANGE SENIOR SECONDARY	1	0	44	28	63.6	13	42	25	59.5	17	28	19	67.9	
	925661238	7663165	SEOKGOME SECONDARY	1	13	52	37	71.2	20	39	34	87.2	13	21	18	85.7	
	924642749	7653154	SEOPO SENIOR SECONDARY	1	15	55	26	47.3	13	45	28	62.2	17	32	22	68.8	
	924642756	7652155	SEPHEU MOLEKE SECONDARY	1	0	79	67	84.8	6	86	71	82.6	14	71	53	74.6	
	925661252	7661145	SERAKI SENIOR SECONDARY	1	13	37	9	24.3	4	30	8	26.7	12	40	12	30.0	
	996606727	7673111	SEREME COMBINED SCHOOL	2	26	66	20	30.3	25	53	19	35.8	26	20	12	60.0	
	925631626	7645138	SEROKOLO SECONDARY	2	0	51	35	68.6	0	84	41	48.8	0	70	26	37.1	
	925630975	7644132	SHAKUNG SENIOR SECONDARY	1	17	30	4	13.3	0	23	7	30.4	2	20	8	40.0	
	925361276	7663147	SHORWANE SECONDARY	1	6	23	15	65.2	0	22	18	81.8	28	26	10	38.5	

LIMPOPO																	
District Name	EMIS No	Centre No	Centre Name	Quintile	2015				2016				2017			
					No Progressed	Wrote	Achieved	% Achieved	No Progressed	Wrote	Achieved	% Achieved	No Progressed	Wrote	Achieved	% Achieved
GREATER SEKHUKHUNE	996606528	7671110	SKHOSANA SECONDARY SCHOOL	2	0	68	48	70.6	3	100	42	42.0	43	67	29	43.3
	925621124	7622161	SOGANE SEN SECONDARY	1	39	67	53	79.1	6	68	57	83.8	11	55	47	85.5
	925661658	7662160	ST MARK`S COMPREHENSIVE COLLEGE	4	0	125	114	91.2	3	158	126	79.7	7	124	96	77.4
	924650740	7633904	ST PAUL`S HIGH	2	0	73	54	74.0	1	63	62	98.4	19	91	88	96.7
	996601301	7613120	ST PETERS		0	54	50	92.6	0	58	46	79.3	0	68	45	66.2
	996606535	7671903	ST GREGORIES COLLEGE		0	72	64	88.9	0	95	67	70.5	8	74	67	90.5
	996606608	7672107	ST JOSEFS SECONDARY SCHOOL	2	60	197	80	40.6	137	157	46	29.3	87	44	28	63.6
	996602106	7624904	ST THOMAS COMBINED SCHOOL		0	115	115	100.0	0	80	80	100.0	0	122	118	96.7
	996606610	7672108	TADIMANE SECONDARY SCHOOL	2	32	89	53	59.6	33	73	29	39.7	21	37	17	45.9
	925621148	7621162	TAUNG HIGH	1	52	85	12	14.1	27	97	11	11.3	0	63	7	11.1
	925630654	7645133	TEKANANG SECONDARY	1	0	96	50	52.1	3	107	48	44.9	54	89	48	53.9
	924642848	7651179	TENYANE SECONDARY	1	3	55	45	81.8	0	75	59	78.7	8	70	47	67.1
	924643148	7653157	THAKGUDI SECONDARY	1	16	57	19	33.3	12	75	11	14.7	0	24	22	91.7
	996606630	7672109	THEJANE SECONDARY SCHOOL	1	101	213	66	31.0	72	77	67	87.0	118	43	39	90.7
	925610230	7613119	THETE SECONDARY	1	11	29	11	37.9	11	24	6	25.0	0	17	4	23.5
	996606625	7672110	THLAKO COMBINED SCHOOL	2	6	106	63	59.4	20	128	67	52.3	28	109	67	61.5
	996606536	7671112	TJETJE SECONDARY SCHOOL	2	16	88	53	60.2	0	88	68	77.3	7	70	55	78.6
	996606810	7674109	TLHAKANANG SECONDARY SCHOOL	1	0	80	66	82.5	39	72	60	83.3	12	66	65	98.5
	925610087	7611122	TLOU NARE SENIOR SECONDARY	1	97	96	50	52.1	6	93	56	60.2	30	102	44	43.1
	925630326	7641138	TLOUPHUTI SECONDARY	1	2	56	39	69.6	1	54	23	42.6	24	26	20	76.9
	924643001	7651158	TSEKEMARISHANE SENIOR SECONDARY	1	28	86	10	11.6	22	92	4	4.3	5	33	8	24.2
	925661344	7664164	TSHABADIETLA SECONDARY SCHOOL	1	1	52	41	78.8	26	81	34	42.0	12	84	20	23.8
	925621186	7623165	TSHABELANG DINOKO SECONDARY	1	0	51	48	94.1	64	68	50	73.5	52	35	31	88.6
	924643049	7652159	TSHEGE SECONDARY	1	4	41	12	29.3	5	47	17	36.2	10	28	11	39.3
	925661351	7664150	TSHEHLWANENG SENIOR SECONDARY	1	89	168	80	47.6	0	66	40	60.6	228	26	22	84.6

LIMPOPO																	
District Name	EMIS No	Centre No	Centre Name	Quintile	2015				2016				2017			
					No Progressed	Wrote	Achieved	% Achieved	No Progressed	Wrote	Achieved	% Achieved	No Progressed	Wrote	Achieved	% Achieved
GREATER SEKHUKHUNE	925630685	7645135	TSHIHLO SECONDARY	1	0	36	22	61.1	8	25	20	80.0	7	18	14	77.8
	996606828	7674110	TSHIKANOSHI SECONDARY SCHOOL	2	2	36	34	94.4	16	46	41	89.1	7	19	17	89.5
	996602401	7624172	WEM COMBINED SCHOOL		0	162	131	80.9	0	172	92	53.5	0	183	45	24.6
	924650757	7631132	ZAMA ZAMA SECONDARY	1	0	72	31	43.1	17	62	36	58.1	2	115	47	40.9
	924650764	7631133	ZAMOKUHLE HIGH	1	0	74	51	68.9	5	86	50	58.1	14	92	50	54.3
	924650771	7631134	ZENZELENI SENIOR SECONDARY	1	0	28	7	25.0	0	26	6	23.1	8	13	8	61.5
MOPANI	918510019	7413110	ABEL SECONDARY SCHOOL	1	42	85	44	51.8	3	77	36	46.8	7	52	27	51.9
	994402201	7441904	ALL SAINTS COLLEGE		0	57	57	100.0	47	50	50	100.0	4	62	60	96.8
	915530013	7451101	B MKHABELE JUNIOR SECONDARY	2	20	39	15	38.5	0	20	18	90.0	4	10	8	80.0
	916420024	7425111	BAMBENI SECONDARY	1	0	34	31	91.2	2	22	20	90.9	0	34	25	73.5
	915530020	7452001	BANKUNA HIGH	3	6	59	41	69.5	19	90	57	63.3	1	47	42	89.4
	917421101	7441108	BARANUKA SECONDARY	1	0	58	48	82.8	41	81	54	66.7	127	115	73	63.5
	926540010	7462101	BESSIE MAAKE HIGH	3	82	107	25	23.4	14	34	15	44.1	0	27	18	66.7
	918510026	7414101	BOKE SECONDARY	1	22	91	42	46.2	9	83	61	73.5	0	84	59	70.2
	926540027	7462112	BOKGAGA SECONDARY	3	0	72	46	63.9	65	105	89	84.8	42	62	58	93.5
	918510040	7412101	BOLOTSWI SECONDARY	1	4	54	43	79.6	4	36	18	50.0	0	26	19	73.1
	915541587	7462113	BURGHERSDORP JUNIOR SECONDARY	2	0	24	20	83.3	0	41	32	78.0	0	52	22	42.3
	926541984	7482101	CALAIS SECONDARY	3	7	40	26	65.0	6	34	16	47.1	9	19	14	73.7
	915530051	7451001	CATA SENIOR SECONDARY	2	2	20	14	70.0	5	26	20	76.9	12	19	18	94.7
	921410065	7422101	CHAMANDU HIGH	1	0	29	26	89.7	2	49	38	77.6	15	76	39	51.3
	916410072	7423101	CHAMETI HIGH	1	13	51	29	56.9	0	35	28	80.0	13	35	24	68.6
	915530068	7452002	CHARLES MATHONSI HIGH	3	0	48	45	93.8	15	77	64	83.1	0	63	57	90.5
	915530075	7452103	D Z J MTEBULE JUNIOR SECONDARY	3	10	182	166	91.2	1	182	159	87.4	0	171	144	84.2
	926540034	7481102	DIPONE SENIOR SECONDARY	1	24	67	17	25.4	2	19	11	57.9	8	23	12	52.2
	916410096	7422102	DUMAZI HIGH	1	16	64	53	82.8	2	93	69	74.2	9	81	43	53.1
	915540041	7462106	DUMELA HIGH	1	4	78	64	82.1	18	93	73	78.5	0	67	54	80.6
	912520030	7471101	DUVULA MAHUNTSI SECONDARY	2	0	61	36	59.0	7	79	49	62.0	0	50	39	78.0
	916410102	7424101	EDWARD HOMU SECONDARY	2	0	37	29	78.4	9	26	22	84.6	30	88	49	55.7
	916410119	7422148	FAMANDHA HIGH	1	1	58	54	93.1	0	78	69	88.5	0	81	74	91.4
	918510811	7414108	FOBENI SECONDARY SCHOOL	3	23	86	40	46.5	1	110	52	47.3	5	52	43	82.7

LIMPOPO																	
District Name	EMIS No	Centre No	Centre Name	Quintile	2015				2016				2017			
					No Progressed	Wrote	Achieved	% Achieved	No Progressed	Wrote	Achieved	% Achieved	No Progressed	Wrote	Achieved	% Achieved
MOPANI	916410133	7424115	GAWULA HIGH	1	0	29	25	86.2	21	42	28	66.7	23	35	26	74.3
	912521543	7431117	GIDELA SECONDARY	1	13	71	25	35.2	27	75	35	46.7	10	63	32	50.8
	916410140	7423102	GIJA NGOVE SENIOR SECONDARY	2	6	156	118	75.6	16	173	136	78.6	20	158	101	63.9
	914610157	7424103	GIVA-MAHLATHI SECONDARY	1	0	21	17	81.0	39	57	15	26.3	1	82	22	26.8
	916411433	7423116	GIYANI COLLEGE OF TECHNOLOGY		0	43	21	48.8	0	26	17	65.4	0	111	53	47.7
	916410164	7421101	GIYANI HIGH	3	0	167	163	97.6	8	158	150	94.9	0	187	157	84.0
	915530082	7455101	GWAMBENI HIGH	1	0	109	80	73.4	0	72	64	88.9	22	62	53	85.5
	916410188	7424104	HANYANI THOMO HIGH	3	0	173	171	98.8	0	218	187	85.8	0	198	161	81.3
	916411402	7424105	HASANI MNINGINISI SECONDARY	1	0	64	45	70.3	14	53	38	71.7	8	49	41	83.7
	916410218	7424116	HATLANI MUYEXE SECONDARY	1	0	42	41	97.6	35	56	34	60.7	0	62	49	79.0
	902971823	7421102	HAWUKA SENIOR SECONDARY	1	0	30	24	80.0	4	55	34	61.8	5	54	26	48.1
	995503402	7454901	HELMEG ACADEMY		0	29	26	89.7	0	37	32	86.5	0	34	29	85.3
	915530099	7453107	HETISEKA	3	0	37	10	27.0	5	29	4	13.8	7	34	6	17.6
	994401201	7421316	HIGH QUALITY SCIENCE		0	36	33	91.7	8	61	0	0.0	0	51	18	35.3
	917420970	7425102	HINKHESILE HIGH	1	0	10	7	70.0	2	23	17	73.9	10	33	17	51.5
	916411310	7421109	HIVUYERIWILE COMMERCIAL SECONDARY	3	0	75	69	92.0	7	78	75	96.2	22	101	93	92.1
	994401102	7424118	HLOMELA SECONDARY	1	0	36	23	63.9	23	33	11	33.3	0	37	13	35.1
	916410294	7424107	HLOVANI HIGH	2	0	13	11	84.6	7	24	13	54.2	7	18	8	44.4
	901530037	7454101	HOERSKOOL BEN VORSTER	5	0	165	163	98.8	0	179	177	98.9	0	151	146	96.7
	903421096	7441101	HOERSKOOL FRANS DU TOIT	5	1	162	153	94.4	1	167	157	94.0	5	184	163	88.6
	916410300	7421103	HOLA-PONDO SECONDARY	3	0	26	17	65.4	6	27	16	59.3	11	34	26	76.5
	916410317	7421113	HONOKA COMBINED SCHOOL	1	0	20	18	90.0	2	8	5	62.5	4	24	17	70.8
	915530105	7452003	HUDSON NTSANWISI SEN SECONDARY	3	0	127	116	91.3	12	163	125	76.7	0	171	147	86.0
	916410324	7422103	JIM RHANGANI SECONDARY	1	11	35	22	62.9	9	49	26	53.1	0	13	12	92.3
	918510095	7414110	KELEKESE SECONDARY	1	25	91	61	67.0	8	57	36	63.2	29	78	44	56.4
	918510101	7415101	KGAPANE HIGH	3	0	61	57	93.4	0	79	77	97.5	0	97	86	88.7
	901340449	7415107	KGOLAKALELEME HIGH	1	11	81	59	72.8	0	89	70	78.7	0	93	68	73.1
	926540058	7481103	KGWANA HIGH	1	12	116	57	49.1	8	104	64	61.5	13	64	53	82.8
	918510125	7414102	KGWEKGWE HIGH	2	43	107	46	43.0	2	69	34	49.3	11	59	29	49.2
	916412064	7422104	KHANYISA EDUCATION CENTRE		0	55	55	100.0	0	49	49	100.0	0	46	45	97.8

LIMPOPO																	
District Name	EMIS No	Centre No	Centre Name	Quintile	2015				2016				2017			
					No Progressed	Wrote	Achieved	% Achieved	No Progressed	Wrote	Achieved	% Achieved	No Progressed	Wrote	Achieved	% Achieved
MOPANI	926540065	7462107	KHATAZA HIGH	3	0	75	63	84.0	14	77	49	63.6	0	47	36	76.6
	918520085	7431118	KHATOLA HIGH	1	0	34	25	73.5	10	33	19	57.6	1	44	22	50.0
	918520092	7431119	KHEALE SECONDARY	1	8	60	42	70.0	0	61	42	68.9	7	40	32	80.0
	918520108	7431120	KHEODI HIGH	1	38	77	46	59.7	71	89	31	34.8	0	82	28	34.1
	918510156	7411101	KHESETHWANE SECONDARY	1	1	71	49	69.0	0	171	71	41.5	15	166	52	31.3
	916410379	7422105	KHETO NXUMAYO AGRICULTURAL HIGH	1	0	76	71	93.4	9	106	78	73.6	3	95	61	64.2
	916410393	7423103	KHOMANI MBHALATI SECONDARY	1	4	46	33	71.7	2	46	34	73.9	7	25	20	80.0
	918510170	7415115	KHUBUDI SECONDARY	1	2	34	22	64.7	0	26	16	61.5	0	24	17	70.8
	926540072	7482102	KHUDU SENIOR SECONDARY	3	11	39	25	64.1	21	50	28	56.0	13	57	27	47.4
	919341800	7471118	KHUDUGANE SECONDARY	2	0	42	42	100.0	4	68	58	85.3	0	106	82	77.4
	919341039	7471119	KOLOBETONA SECONDARY	1	0	43	32	74.4	20	63	28	44.4	4	47	22	46.8
	913420192	7442101	LEBEKO HIGH	3	57	141	67	47.5	11	87	61	70.1	1	79	59	74.7
	915540089	7462103	LEBITSO HIGH	3	13	58	34	58.6	22	51	34	66.7	14	38	28	73.7
	915530129	7451006	LEFARA SECONDARY	2	14	42	30	71.4	4	31	19	61.3	12	21	12	57.1
	926540096	7481104	LEOMA SENIOR SECONDARY	2	6	51	25	49.0	0	43	30	69.8	0	30	12	40.0
	913420208	7442108	LEPATO M HIGH	3	3	62	37	59.7	43	80	51	63.8	59	113	68	60.2
	919340364	7471104	LEPHAI SECONDARY	1	26	70	58	82.9	0	49	35	71.4	0	62	52	83.9
	926540102	7482103	LEPONO SEN SECONDARY	1	23	111	48	43.2	9	69	52	75.4	0	67	44	65.7
	915530136	7453106	LWANDLAMUNI SECONDARY SCHOOL	3	15	72	36	50.0	30	99	27	27.3	15	31	14	45.2
	926540119	7481105	MAAHLEMELE HIGH	2	15	116	38	32.8	8	60	38	63.3	0	42	26	61.9
	926540126	7482104	MAALOBANE HIGH	3	28	86	49	57.0	35	70	41	58.6	17	54	44	81.5
	926540133	7461109	MABUSHE HIGH	2	2	64	49	76.6	53	102	49	48.0	35	123	55	44.7
	916410478	7421104	MACEMA SECONDARY	1	0	92	82	89.1	13	100	89	89.0	31	84	68	81.0
	919341145	7471120	MACHEPELELE SECONDARY	1	0	51	36	70.6	14	39	34	87.2	0	30	29	96.7
	926540140	7481106	MADIE SECONDARY	1	14	43	18	41.9	3	39	27	69.2	0	43	33	76.7
	916411341	7424011	MAFUMANI SECONDARY	3	0	144	124	86.1	0	88	81	92.0	0	106	83	78.3
	926540157	7461106	MAFUTSANE SECONDARY	2	4	102	78	76.5	6	120	93	77.5	0	119	86	72.3
	918510279	7415102	MAGOLETSA SENIOR SECONDARY	3	0	39	37	94.9	0	44	38	86.4	0	52	37	71.2
	915530143	7452007	MAGOZA SECONDARY	3	1	145	115	79.3	0	186	126	67.7	0	152	115	75.7
	916420260	7425104	MAGULASAVI HIGH	1	0	90	73	81.1	16	96	50	52.1	3	89	50	56.2
	926540171	7463102	MAHLANE SECONDARY	2	14	71	60	84.5	5	46	26	56.5	4	43	38	88.4

LIMPOPO																	
District Name	EMIS No	Centre No	Centre Name	Quintile	2015				2016				2017			
					No Progressed	Wrote	Achieved	% Achieved	No Progressed	Wrote	Achieved	% Achieved	No Progressed	Wrote	Achieved	% Achieved
MOPANI	919341046	7471121	MAHUDU SECONDARY	1	6	51	46	90.2	16	72	56	77.8	0	97	45	46.4
	916410515	7423104	MAHUMANI HIGH	2	0	70	62	88.6	9	55	34	61.8	13	140	46	32.9
	915530150	7453101	MAHWAHWA HIGH	3	7	78	47	60.3	0	43	29	67.4	0	58	30	51.7
	917420963	7441103	MAJEJE HIGH	3	57	146	91	62.3	0	153	90	58.8	5	130	78	60.0
	919341619	7471107	MAKALA SECONDARY SCHOOL	1	0	72	61	84.7	19	81	62	76.5	0	72	70	97.2
	918521309	7413102	MAKGOPELE HIGH	1	0	81	53	65.4	3	61	40	65.6	1	57	35	61.4
	926540188	7482105	MAKGWAHLENG SECONDARY	3	18	178	121	68.0	7	124	94	75.8	70	151	102	67.5
	918521385	7431121	MAKHAKA SECONDARY	1	0	45	39	86.7	26	41	25	61.0	11	48	34	70.8
	916412031	7425112	MAKHETO SECONDARY	1	0	33	24	72.7	3	29	23	79.3	2	26	23	88.5
	994402101	7425101	MAKHWIVIRINI SECONDARY	1	0	41	34	82.9	3	33	26	78.8	1	39	19	48.7
	913420291	7441113	MAKIKELE SECONDARY	3	0	44	30	68.2	29	79	34	43.0	9	36	18	50.0
	918510323	7411109	MAKOBO SECONDARY	1	39	61	22	36.1	4	49	18	36.7	4	37	18	48.6
	918510330	7413101	MAKOMA SENIOR SECONDARY	1	6	42	22	52.4	0	25	15	60.0	0	30	20	66.7
	916410539	7424108	MAKOVONGO HIGH	3	8	33	29	87.9	11	45	42	93.3	7	25	24	96.0
	916410546	7421110	MALENGA HIGH	2	17	118	97	82.2	1	130	108	83.1	18	85	68	80.0
	918510378	7414109	MALOTI SECONDARY	1	7	33	19	57.6	14	50	25	50.0	2	51	21	41.2
	901341176	7415108	MAMERIRI SECONDARY	1	0	60	46	76.7	0	96	51	53.1	0	88	71	80.7
	918512213	7411110	MAMODING SECONDARY SCHOOL	1	0	135	32	23.7	4	48	18	37.5	20	34	11	32.4
	901540195	7462110	MAMOSALA SENIOR SECONDARY	3	13	40	14	35.0	17	30	13	43.3	0	18	15	83.3
	918521347	7413103	MAMPEULE SECONDARY	1	5	54	24	44.4	1	47	17	36.2	10	29	14	48.3
	995501501	7415113	MANDELA BARLOWORLD AGRICULTURAL HIGH	4	0	92	83	90.2	0	92	85	92.4	0	129	97	75.2
	916410553	7423106	MANGHEZI SECONDARY	1	7	18	12	66.7	4	11	10	90.9	0	9	9	100.0
	919341053	7471122	MANGOAKO SECONDARY	2	0	64	54	84.4	5	82	59	72.0	7	79	46	58.2
	918510408	7415103	MANOKWE SECONDARY	1	0	17	16	94.1	0	13	12	92.3	0	14	10	71.4
	918510415	7431122	MANONYANENG SECONDARY	1	0	72	63	87.5	19	74	33	44.6	0	56	44	78.6
	926540201	7482106	MANTSOBELE SECONDARY	3	46	90	25	27.8	27	73	19	26.0	7	36	21	58.3
	918512145	7413109	MANWAGAE	1	5	44	21	47.7	2	34	22	64.7	0	33	26	78.8
	918510422	7415104	MAOLWE SENIOR SECONDARY	1	15	84	68	81.0	0	60	46	76.7	0	62	25	40.3
	915530181	7455106	MAPHETO SECONDARY SCHOOL	1	0	40	20	50.0	0	27	16	59.3	8	43	18	41.9
	913420307	7442102	MAPHOKWANE SECONDARY	3	62	151	119	78.8	84	148	79	53.4	4	88	81	92.0

LIMPOPO																	
District Name	EMIS No	Centre No	Centre Name	Quintile	2015				2016				2017			
					No Progressed	Wrote	Achieved	% Achieved	No Progressed	Wrote	Achieved	% Achieved	No Progressed	Wrote	Achieved	% Achieved
MOPANI	916410560	7423107	MAPHUSHA HIGH	1	35	115	64	55.7	17	79	53	67.1	25	76	51	67.1
	915530242	7453104	MARK SHOPE SECONDARY	3	5	81	43	53.1	3	87	35	40.2	0	68	30	44.1
	919341060	7471123	MARUATONA SECONDARY	2	4	39	28	71.8	3	39	28	71.8	0	28	27	96.4
	918510477	7412102	MASALANABO HIGH	1	7	83	64	77.1	25	76	32	42.1	5	39	27	69.2
	917420321	7441111	MASASWIVONA SECONDARY	3	0	45	24	53.3	29	37	11	29.7	9	30	13	43.3
	918510507	7411102	MASELEKWANE HIGH	1	12	34	16	47.1	0	23	19	82.6	7	41	16	39.0
	918510521	7412104	MASHAO SECONDARY	1	13	68	49	72.1	7	52	40	76.9	1	38	21	55.3
	918510538	7411103	MASHOORO SECONDARY	1	25	201	53	26.4	2	105	41	39.0	31	95	43	45.3
	916412042	7425113	MASIZA SECONDARY	1	0	94	72	76.6	11	115	89	77.4	12	89	70	78.7
	918510545	7412103	MASOPHA SENIOR SECONDARY	2	15	96	74	77.1	9	68	48	70.6	50	59	40	67.8
	918512138	7413104	MATARAPANE SECONDARY	1	2	26	13	50.0	1	27	9	33.3	16	29	16	55.2
	919341077	7471110	MATHIBADIFATE JUNIOR SECONDARY	1	0	44	38	86.4	24	57	36	63.2	1	40	30	75.0
	915540218	7463104	MATIMU HIGH	2	32	130	72	55.4	0	105	91	86.7	0	108	92	85.2
	915540225	7463105	MATLHARI HIGH	2	74	193	116	60.1	30	134	93	69.4	6	50	43	86.0
	918510576	7414107	MATOKANE HIGH SCHOOL	1	21	67	27	40.3	1	35	19	54.3	27	49	21	42.9
	915510583	7415112	MATOME MODIKA SECONDARY	3	9	68	42	61.8	0	51	41	80.4	0	57	35	61.4
	913420352	7442103	MATOME-MALATJI HIGH	3	37	79	36	45.6	18	43	29	67.4	19	72	47	65.3
	911410591	7422106	MATSAMBU HIGH	1	0	36	28	77.8	0	69	62	89.9	0	72	49	68.1
	918510590	7414113	MATSEKE SECONDARY	1	13	29	18	62.1	3	11	7	63.6	5	15	14	93.3
	995504601	7461107	MATSEUTSEU PRIMARY		0	46	27	58.7	0	30	22	73.3	0	20	15	75.0
	916410607	7422107	MAVALANI HIGH	1	0	80	60	75.0	5	108	63	58.3	8	117	61	52.1
	916410614	7422108	MBHANGAZEKI HIGH	2	0	95	78	82.1	2	70	41	58.6	0	47	39	83.0
	915530198	7453102	MBHEKWANA HIGH	1	30	209	129	61.7	10	186	77	41.4	12	163	82	50.3
	918530204	7455103	MDINGAZI SECONDARY SCHOOL	1	0	17	6	35.3	3	58	15	25.9	0	11	9	81.8
	901530211	7454102	MERENSKY HIGH SCHOOL	5	2	162	160	98.8	0	171	170	99.4	0	164	164	100.0
	903421145	7441105	MERIDIAN COLLEGE PHALABORWA		0	48	42	87.5	0	48	43	89.6	0	58	46	79.3
	915531368	7452005	MERIDIAN COMBINED		0	67	67	100.0	0	48	48	100.0	0	66	64	97.0
	918521408	7431101	MMABA SECONDARY	1	8	48	36	75.0	10	42	29	69.0	4	37	31	83.8
	926540232	7481107	MMALESIBA SECONDARY	1	11	55	42	76.4	6	49	44	89.8	11	54	51	94.4
	901510620	7415111	MODIKA SECONDARY	1	0	29	16	55.2	0	26	11	42.3	0	16	10	62.5

LIMPOPO																	
District Name	EMIS No	Centre No	Centre Name	Quintile	2015				2016				2017			
					No Progressed	Wrote	Achieved	% Achieved	No Progressed	Wrote	Achieved	% Achieved	No Progressed	Wrote	Achieved	% Achieved
MOPANI	918510637	7414104	MODIPE HIGH	1	9	90	50	55.6	0	100	52	52.0	7	60	42	70.0
	918521378	7431123	MODISHA SECONDARY	1	58	135	43	31.9	9	92	76	82.6	6	56	39	69.6
	918510651	7415105	MODUBATSE SECONDARY	3	2	339	320	94.4	0	346	298	86.1	0	281	240	85.4
	918510668	7412112	MODUMAANE SECONDARY	1	2	19	17	89.5	0	27	26	96.3	7	26	18	69.2
	918510682	7414105	MOHLATLEGO MACHABA SECONDARY	3	20	140	117	83.6	13	121	102	84.3	3	86	72	83.7
	901340401	7415109	MOHUMI SECONDARY	1	3	74	65	87.8	0	77	63	81.8	0	96	68	70.8
	926540249	7463103	MOKHAPA SECONDARY	2	10	92	56	60.9	9	91	62	68.1	38	75	36	48.0
	918510699	7412105	MOKOPE SENIOR SECONDARY	1	40	236	140	59.3	4	140	92	65.7	27	98	71	72.4
	918510705	7413105	MOKOTO HIGH	1	0	70	33	47.1	3	63	37	58.7	21	59	41	69.5
	918521361	7431103	MOKUTU SECONDARY	1	10	108	71	65.7	38	115	61	53.0	4	88	68	77.3
	926540256	7462105	MOKWANE SECONDARY	1	57	103	37	35.9	0	16	14	87.5	0	16	15	93.8
	915530174	7451005	MOLABOSANE HIGH	2	22	154	104	67.5	2	130	82	63.1	16	73	49	67.1
	918510712	7412109	MOLAI JUBILEE SENIOR SECONDARY	1	4	41	39	95.1	9	33	30	90.9	6	30	27	90.0
	918521354	7431124	MOLATE SECONDARY	1	4	46	42	91.3	30	62	43	69.4	4	45	25	55.6
	912531587	7481108	MOLOMAHLAPI SECONDARY	1	43	122	54	44.3	0	85	43	50.6	14	53	40	75.5
	918512220	7411108	MOOKGO SECONDARY	1	12	45	14	31.1	0	18	11	61.1	0	17	9	52.9
	918510743	7414111	MOPYE SECONDARY	1	11	48	32	66.7	14	55	38	69.1	6	34	24	70.6
	918510750	7412106	MORWATSHEHLA SECONDARY	1	14	82	51	62.2	6	67	30	44.8	29	49	42	85.7
	926540263	7482107	MOSIBUDI HIGH	3	21	58	23	39.7	32	58	20	34.5	5	34	20	58.8
	918512183	7412113	MOTLOBONI COMBINED	1					0	15	15	100.0	0	24	24	100.0
	901340425	7415110	MOTSHEUDI SECONDARY	1	6	123	94	76.4	0	101	86	85.1	0	110	96	87.3
	918510767	7412110	MOTSIPA SECONDARY	1	5	44	43	97.7	2	60	51	85.0	7	36	31	86.1
	918512623	7411104	MPAPATLA SECONDARY	1	5	46	33	71.7	8	39	26	66.7	0	48	27	56.3
	918510781	7413111	MPHIRI-O-TEE SECONDARY SCHOOL	1	7	46	37	80.4	0	63	48	76.2	0	52	47	90.4
	919341084	7471124	MPHUMA SECONDARY	1	0	100	79	79.0	3	57	45	78.9	0	42	32	76.2
	915540270	7463106	MPUMULANA SECONDARY	2	3	39	32	82.1	5	48	33	68.8	12	53	22	41.5
	915530235	7453105	MUGWAZENI SECONDARY SCHOOL	3	3	54	35	64.8	0	45	32	71.1	8	116	42	36.2
	916410669	7424112	MUHAWU SECONDARY	1	5	23	11	47.8	18	29	12	41.4	4	17	12	70.6
	916410676	7423115	MUKULA SECONDARY	2	1	85	83	97.6	22	144	90	62.5	15	86	60	69.8
	919341091	7471112	NAHAKWE SECONDARY	1	0	37	33	89.2	5	36	28	77.8	0	49	37	75.5
	926540294	7481109	NAPSADI SENIOR SECONDARY	1	8	53	30	56.6	2	49	30	61.2	12	54	35	64.8

LIMPOPO																	
District Name	EMIS No	Centre No	Centre Name	Quintile	2015				2016				2017			
					No Progressed	Wrote	Achieved	% Achieved	No Progressed	Wrote	Achieved	% Achieved	No Progressed	Wrote	Achieved	% Achieved
MOPANI	926541985	7461108	NAPSCOM SECONDARY	2	6	164	90	54.9	53	180	81	45.0	5	107	56	52.3
	926540300	7482108	NARENG SECONDARY	3	31	134	51	38.1	30	76	29	38.2	14	80	20	25.0
	916410737	7421105	NDENGEZA HIGH	1	0	83	63	75.9	6	62	37	59.7	23	118	60	50.8
	916420451	7425107	NDHAMBI HIGH	1	0	100	82	82.0	9	94	68	72.3	8	103	85	82.5
	916410744	7424109	NDINDANI-HLOMELA SECONDARY	1	0	39	29	74.4	27	63	26	41.3	26	46	19	41.3
	926541648	7461101	NELSON RAMODIKE SECONDARY	2	73	165	65	39.4	61	102	35	34.3	15	56	30	53.6
	916420475	7425105	NGHONYAMA SECONDARY	1	0	164	131	79.9	35	219	165	75.3	25	160	128	80.0
	926540331	7482109	NGWANAMAKHUTSWE SECONDARY	3	1	26	19	73.1	9	44	30	68.2	9	45	23	51.1
	916410805	7421111	NHLUVUKO HIGH	2	0	63	50	79.4	2	58	44	75.9	23	47	33	70.2
	916410812	7422109	NKAMI SECONDARY	1	0	25	21	84.0	9	51	33	64.7	2	33	16	48.5
	917420956	7441104	NKATEKO HIGH	3	0	96	88	91.7	19	112	82	73.2	43	198	102	51.5
	994401202	7421911	NKWANGULATILO EDUCATION CENTRE		0	138	123	89.1	0	118	113	95.8	0	147	147	100.0
	912521521	7431115	NOBLEHOEK SECONDARY	1	0	45	41	91.1	25	69	39	56.5	15	54	32	59.3
	918521293	7431107	NTLAGENE SECONDARY	1	0	49	22	44.9	2	40	18	45.0	0	17	7	41.2
	917420482	7441106	NTSHUXEKO HIGH	3	0	56	48	85.7	0	123	103	83.7	11	121	92	76.0
	916411466	7423109	NWAKHADA SECONDARY	1	11	55	20	36.4	2	47	14	29.8	8	23	10	43.5
	912520252	7431114	NWAMAVIMBI SECONDARY	1	6	107	71	66.4	14	81	56	69.1	10	68	48	70.6
	916410881	7421112	NYANISI SECONDARY	1	0	48	37	77.1	8	67	37	55.2	0	29	8	27.6
	916420529	7425106	NYUMBANI HIGH	2	0	66	53	80.3	3	119	75	63.0	18	76	49	64.5
	919341107	7471125	PELO YA KGOMO SECONDARY	1	0	29	25	86.2	21	41	26	63.4	6	44	16	36.4
	915530259	7452102	PETANENGE JUNIOR SECONDARY	3	0	17	16	94.1	2	20	17	85.0	0	18	15	83.3
	915530266	7451002	PHANGASASA SENIOR SECONDARY	2	31	90	57	63.3	18	54	24	44.4	19	17	16	94.1
	916410911	7423111	PHAYIZANI SENIOR SECONDARY	1	0	43	40	93.0	4	38	37	97.4	0	47	47	100.0
	915540348	7462109	PHEREHLA-MAAKE SECONDARY	3	0	86	79	91.9	0	110	98	89.1	0	117	95	81.2
	926540355	7461105	PHUSELA HIGH	3	24	160	96	60.0	0	236	139	58.9	24	198	135	68.2
	917420598	7425114	PRIESKA COMBINED	3	0	15	10	66.7	0	11	5	45.5	2	5	4	80.0
	915530273	7451003	PROFESSOR MUHLAVA SHILUVANA HIGH	2	28	81	56	69.1	11	63	34	54.0	6	88	51	58.0
	915530280	7452008	PROGRESS	3	1	77	43	55.8	39	85	18	21.2	0	32	24	75.0
	918510835	7411106	PULANE HIGH	1									0	31	28	90.3

LIMPOPO																	
District Name	EMIS No	Centre No	Centre Name	Quintile	2015				2016				2017			
					No Progressed	Wrote	Achieved	% Achieved	No Progressed	Wrote	Achieved	% Achieved	No Progressed	Wrote	Achieved	% Achieved
MOPANI	918510842	7415106	R S B MOTSINONI SECONDARY	1	14	27	17	63.0	0	25	14	56.0	0	30	15	50.0
	926541973	7463901	RAINBOW COMBINED SCHOOL		3	31	27	87.1	0	43	36	83.7	0	31	28	90.3
	926540379	7481110	RAKGOLOKWANA SECONDARY	1	19	110	77	70.0	23	57	47	82.5	16	75	59	78.7
	918510866	7413106	RAMA SECONDARY SCHOOL	1	0	76	45	59.2	3	66	20	30.3	0	33	22	66.7
	918510873	7412111	RAMABOLELA SECONDARY	1	2	53	31	58.5	1	50	31	62.0	0	66	30	45.5
	918510880	7412107	RAMAOLWANE SECONDARY	2	3	33	33	100.0	1	39	30	76.9	2	41	27	65.9
	995504204	7481112	RAMASETE HIGH	1					0	16	13	81.3	10	41	25	61.0
	926540386	7482110	RAMATAU SECONDARY	3	24	143	107	74.8	9	96	89	92.7	13	130	114	87.7
	918521316	7431102	RAMMILA SECONDARY SCHOOL	1	5	27	10	37.0	28	46	17	37.0	8	22	8	36.4
	926540393	7461102	RAMOBA HIGH	2	29	95	58	61.1	22	79	46	58.2	0	94	63	67.0
	918510903	7411105	RAMOTSHINYADI SECONDARY	1	62	62	34	54.8	24	46	21	45.7	36	61	23	37.7
	918521323	7431125	REALEDISHA SECONDARY	1	0	82	61	74.4	12	59	43	72.9	14	55	45	81.8
	913420611	7442104	RELEBOGILE HIGH	3	23	144	91	63.2	52	140	72	51.4	25	127	76	59.8
	918510927	7413107	RETHUSHEGILE SECONDARY SCHOOL	1	0	14	13	92.9	0	32	24	75.0	0	20	7	35.0
	916410973	7421106	RISINGA HIGH	3	0	168	164	97.6	14	262	229	87.4	11	243	189	77.8
	942100202	7421202	RISINGA REPEAT PART-TIME		0	42	38	90.5	0	45	37	82.2	0	3	3	100.0
	916410980	7421107	RITHLAVILE SECONDARY	3	0	35	31	88.6	4	46	37	80.4	10	46	33	71.7
	912520710	7471114	ROTTERDAM SECONDARY	2	0	73	65	89.0	20	84	60	71.4	0	64	44	68.8
	995503302	7453109	SAMSON SOLANI N'WAMITWA SECONDARY	1									0	34	17	50.0
	916420659	7425108	SASEKANI HIGH	1	0	63	57	90.5	11	54	43	79.6	10	60	30	50.0
	915530297	7451103	SCOTCH MABOKO SECONDARY SCHOOL	2	14	45	25	55.6	8	34	25	73.5	5	15	14	93.3
	926540409	7482111	SEAGOTLE SECONDARY	3	20	173	115	66.5	19	184	93	50.5	33	77	62	80.5
	913420673	7442105	SEBALAMAKGOLO HIGH	3	3	150	82	54.7	4	93	51	54.8	47	189	85	45.0
	926540416	7461103	SEBOYE SECONDARY	3	18	86	49	57.0	49	88	48	54.5	22	77	44	57.1
	915530303	7451102	SEDAN SECONDARY SCHOL	2	7	56	37	66.1	1	43	29	67.4	0	47	30	63.8
	926540423	7461104	SEKABA SECONDARY	2	39	86	29	33.7	10	34	16	47.1	8	23	16	69.6
	926540530	7482112	SEKGALABJANA SECONDARY	3	33	121	71	58.7	7	69	45	65.2	32	87	56	64.4
	993303201	7471116	SEKGOSESE SECONDARY	2	0	126	113	89.7	11	149	130	87.2	10	98	88	89.8

LIMPOPO																	
District Name	EMIS No	Centre No	Centre Name	Quintile	2015				2016				2017			
					No Progressed	Wrote	Achieved	% Achieved	No Progressed	Wrote	Achieved	% Achieved	No Progressed	Wrote	Achieved	% Achieved
MOPANI	918510934	7412108	SEKGWARE SECONDARY	1	0	104	64	61.5	0	195	56	28.7	11	117	39	33.3
	918510941	7415114	SEKHUKHUMELE SECONDARY SCHOOL	3	13	89	48	53.9	1	63	45	71.4	1	75	40	53.3
	919341864	7471115	SELAMOLA	2	10	37	28	75.7	32	62	22	35.5	0	40	34	85.0
	918510958	7414106	SEMARELA SECONDARY	1	13	91	48	52.7	11	82	38	46.3	6	47	25	53.2
	916411013	7423112	SEMENDHE SECONDARY	1	0	63	48	76.2	6	92	51	55.4	10	82	57	69.5
	918510965	7411107	SENWABAKGOLOLO SECONDARY	1	0	32	31	96.9	0	46	34	73.9	8	31	14	45.2
	926540447	7463101	SERURUBELE SECONDARY	2	3	48	27	56.3	5	77	40	51.9	4	66	35	53.0
	915530310	7455105	SEVENGWANA SECONDARY SCHOOL	1	0	183	141	77.0	52	194	70	36.1	5	163	56	34.4
	916420697	7425109	SHIHLOMULE HIGH	1	0	50	30	60.0	2	64	37	57.8	12	34	27	79.4
	915530327	7451004	SHIPUNGU HIGH	2	9	27	13	48.1	7	21	7	33.3	7	5	1	20.0
	916411037	7423114	SIKHUNYANI SECONDARY	2	7	33	20	60.6	12	49	36	73.5	15	46	30	65.2
	995503201	7452006	ST GEORGE COLLEGE		0	68	68	100.0	0	83	83	100.0	0	87	87	100.0
	918510859	7414112	STANELY MOPAI SECONDARY	3	34	125	36	28.8	23	119	27	22.7	10	46	32	69.6
	915530334	7455107	TIAKENI SECONDARY SCHOOL	1	0	23	18	78.3	0	30	21	70.0	0	32	20	62.5
	916411112	7424111	TLAKULANI SECONDARY	1	11	89	55	61.8	62	140	34	24.3	0	65	39	60.0
	901531177	7454103	TSANENG COMBINE JUNIOR SECONDARY	1	0	27	15	55.6	0	38	25	65.8	5	30	10	33.3
	918521330	7431109	TSEANA SECONDARY	1	0	110	73	66.4	18	103	63	61.2	0	95	66	69.5
	918510989	7415006	TSHWENI SECONDARY	3	19	138	82	59.4	0	74	65	87.8	0	68	63	92.6
	916411198	7421108	VUTLHARI HIGH	1	0	50	38	76.0	5	42	24	57.1	10	37	16	43.2
	913420741	7442106	VUXENI SENIOR SECONDARY	3	5	101	75	74.3	27	146	61	41.8	14	62	52	83.9
	915530358	7455104	XIBUKULANA SECONDARY SCHOOL	1	0	51	22	43.1	2	76	36	47.4	0	34	11	32.4
	917420789	7425110	ZAVA HIGH	1	0	28	23	82.1	5	46	20	43.5	2	23	17	73.9
	915530372	7452004	ZIVUKO SENIOR SECONDARY	3	0	108	90	83.3	8	108	100	92.6	1	110	84	76.4
VHEMBE	911360948	7313101	ADOLF MHINGA HIGH	1	2	45	34	75.6	11	49	38	77.6	7	50	45	90.0
	912520016	7373101	AKANI HIGH	3	24	72	42	58.3	35	61	37	60.7	28	36	19	52.8
	993304101	7341901	AMARIA COMBINED SCHOOL		0	31	29	93.5	0	30	28	93.3	2	37	34	91.9
	930320742	7362180	ANDRIES MUGAGULI SECONDARY	1	4	40	35	87.5	28	43	37	86.0	22	13	12	92.3
	930351203	7351101	AZWIFARWI SECONDARY	2	0	226	176	77.9	155	192	177	92.2	89	164	157	95.7
	930351289	7352156	BABABA SECONDARY	3	4	59	50	84.7	8	56	46	82.1	27	61	46	75.4
	911360887	7313127	BASOPA HIGH	1	0	115	109	94.8	4	113	103	91.2	9	116	96	82.8

LIMPOPO																	
District Name	EMIS No	Centre No	Centre Name	Quintile	2015				2016				2017			
					No Progressed	Wrote	Achieved	% Achieved	No Progressed	Wrote	Achieved	% Achieved	No Progressed	Wrote	Achieved	% Achieved
VHEMBE	993304506	7343197	BENNY'S SPORTS DEV & ACADEMY COMBINED		4	20	18	90.0	5	21	18	85.7	1	12	12	100.0
	993304103	7342905	COMPREHENSIVE TRINITY ACADEMY		0	27	26	96.3	0	37	35	94.6	0	36	27	75.0
	930321202	7363141	DAVHANA SECONDARY	2	20	106	69	65.1	10	113	62	54.9	24	92	62	67.4
	931340982	7331126	DAVID LUVHIMBA SECONDARY	2	11	90	56	62.2	31	98	52	53.1	36	44	30	68.2
	929311564	7321137	DAVID MUTSHINYALO SECONDARY	1	6	75	69	92.0	25	45	33	73.3	23	60	50	83.3
	931340999	7331127	DENGA SECONDARY	3	0	17	9	52.9	5	40	23	57.5	7	34	19	55.9
	930351364	7354106	DENGA TSHIVHASE SECONDARY	3	59	109	64	58.7	40	55	48	87.3	22	56	36	64.3
	930351357	7354102	DENGENYA SECONDARY	3	18	104	92	88.5	45	105	66	62.9	40	84	66	78.6
	930320247	7361132	DIMANI AGRICULTURAL HIGH	3	50	202	177	87.6	71	203	150	73.9	17	155	133	85.8
	928330893	7342101	DIMBANYIKA SECONDARY	3	4	55	43	78.2	137	121	56	46.3	49	28	24	85.7
	911361385	7312102	DLAMANI HIGH	2	38	122	100	82.0	25	86	82	95.3	44	113	104	92.0
	929310417	7322128	DYELAMANAVHA SECONDARY	1	5	35	26	74.3	11	43	18	41.9	3	34	15	44.1
	928330466	7341102	DZATA SECONDARY	3	0	150	131	87.3	22	134	114	85.1	36	127	126	99.2
	929311458	7322101	DZIMAULI SECONDARY	2	11	41	26	63.4	29	65	50	76.9	18	28	28	100.0
	930351371	7354104	DZWABONI SECONDARY	3	14	96	60	62.5	45	59	34	57.6	7	48	33	68.8
	911360832	7311103	E P P MHINGA SECONDARY	3	5	318	300	94.3	5	255	234	91.8	57	340	267	78.5
	930321219	7363142	EDISON NESENGANI SECONDARY	2	28	147	120	81.6	10	73	73	100.0	23	119	112	94.1
	912331377	7343158	ELIM HIGH	3	0	78	63	80.8	19	92	75	81.5	11	50	49	98.0
	905332486	7343137	EMMANUEL CHRISTIAN		1	31	31	100.0	0	43	42	97.7	0	35	35	100.0
	905350095	7353105	FHATUWANI SECONDARY	1	19	81	66	81.5	47	40	39	97.5	33	38	35	92.1
	929310400	7322102	FHETANI SECONDARY	1	12	47	40	85.1	20	49	31	63.3	30	37	31	83.8
	911361484	7314153	FRANCE SOMBHANI SECONDARY	2	8	53	21	39.6	8	47	31	66.0	11	27	24	88.9
	912520153	7371110	FRANK MAHATLANI SECONDARY	2	0	39	23	59.0	24	35	27	77.1	0	23	14	60.9
	928330985	7342103	FRANK RAVELE SECONDARY	3	5	28	20	71.4	51	63	40	63.5	24	37	28	75.7
	930351463	7355147	FRANS RASIMPHI SECONDARY	3	18	122	102	83.6	9	81	62	76.5	20	81	78	96.3
	930360535	7315130	FUNZWANI SECONDARY	3	13	84	42	50.0	31	58	28	48.3	5	20	17	85.0
	928330879	7342104	GEORGE MBULAHENI SECONDARY	3	0	111	100	90.1	30	99	94	94.9	45	86	75	87.2
	918521095	7371134	GEORGE MSWAZI HIGH	3	7	20	19	95.0	4	19	11	57.9	0	25	4	16.0

LIMPOPO																	
District Name	EMIS No	Centre No	Centre Name	Quintile	2015				2016				2017			
					No Progressed	Wrote	Achieved	% Achieved	No Progressed	Wrote	Achieved	% Achieved	No Progressed	Wrote	Achieved	% Achieved
VHEMBE	911360870	7311128	GEORGE SONTO HIGH	2	39	110	70	63.6	38	67	56	83.6	23	75	62	82.7
	911361262	7312104	GIDJANA SECONDARY	2	3	141	116	82.3	13	88	62	70.5	5	51	43	84.3
	930351210	7351137	GOLE SECONDARY	1	23	101	79	78.2	72	136	81	59.6	60	54	46	85.2
	928332431	7342903	GONDOLIKHETHWA PRIMARY		1	62	53	85.5	0	79	61	77.2	0	49	41	83.7
	911361392	7312146	GOVHU JUNIOR SECONDARY	2	2	49	36	73.5	11	36	26	72.2	1	32	26	81.3
	930351555	7352158	GUMANI TECHNICAL HIGH	3	5	54	45	83.3	34	96	64	66.7	33	84	61	72.6
	930351388	7354107	GUVHUKUVHU SECONDARY	3	10	59	41	69.5	49	78	62	79.5	15	34	31	91.2
	930320728	7362143	GWAMASENGA SECONDARY	3	45	98	74	75.5	0	101	69	68.3	40	75	42	56.0
	912332530	7343155	H S PHILLIPS SECONDARY	3	4	35	25	71.4	22	42	27	64.3	27	24	18	75.0
	930351704	7351903	HAGGAI PRIVATE COMBINED		12	66	21	31.8	10	63	24	38.1	13	49	18	36.7
	912510061	7371104	HANYANI NKUZANA HIGH	3	8	108	79	73.1	0	132	71	53.8	0	184	114	62.0
	929310370	7322103	HANYANI SECONDARY	2	9	69	57	82.6	9	52	42	80.8	30	50	38	76.0
	928330916	7342105	HENDRIC NTHAMBELENI SECONDARY	2	1	14	11	78.6	8	11	6	54.5	11	9	8	88.9
	911361644	7311140	HLALUKO SECONDARY	2	0	83	67	80.7	13	103	62	60.2	54	75	46	61.3
	911361781	7314105	HLALUKWENI HIGH	2	5	151	98	64.9	16	101	82	81.2	7	100	85	85.0
	912520078	7371105	HLUVUKA HIGH	3	11	257	202	78.6	85	219	176	80.4	42	282	209	74.1
	902331735	7344138	HOERSKOOL ERIC LOUW HIGH SCHOOL	5	0	72	72	100.0	0	76	73	96.1	1	83	78	94.0
	928330954	7342106	HUMBELANI SECONDARY	3	8	62	40	64.5	82	50	46	92.0	6	25	23	92.0
	911361774	7314106	HUMULA SECONDARY	1	6	52	34	65.4	56	73	35	47.9	11	47	35	74.5
	930330398	7341107	JACK LAVHENGWA SECONDARY	3	12	59	41	69.5	6	47	28	59.6	9	37	30	81.1
	912521532	7371135	JAJI SECONDARY	2	9	54	23	42.6	14	41	16	39.0	6	42	27	64.3
	993301204	7312154	JILONGO HIGH SCHOOL	1	20	80	71	88.8	65	122	97	79.5	28	64	55	85.9
	911360894	7313107	JIM CHAVANI HIGH	2	0	244	234	95.9	1	223	211	94.6	5	214	196	91.6
	911361231	7314108	JIM YINGWANI HIGH	2	16	93	35	37.6	46	93	45	48.4	10	61	25	41.0
	928331438	7343108	JOHANNES MULAMBILU SECONDARY	3	5	108	41	38.0	5	67	32	47.8	13	51	23	45.1
	911361895	7314143	JOHANNES RAMAVHOYA SECONDARY	2	1	26	22	84.6	11	28	13	46.4	10	29	17	58.6
	911361798	7314112	JOHN MBHEDLHE SECONDARY	2	24	143	81	56.6	15	117	64	54.7	22	97	57	58.8
	930321226	7363172	JOHN MUTHEIWANA SECONDARY SCHOOL	2	6	70	70	100.0	15	83	81	97.6	20	60	60	100.0

LIMPOPO																	
District Name	EMIS No	Centre No	Centre Name	Quintile	2015				2016				2017			
					No Progressed	Wrote	Achieved	% Achieved	No Progressed	Wrote	Achieved	% Achieved	No Progressed	Wrote	Achieved	% Achieved
VHEMBE	928330909	7342109	JONATHAN MUSHAATHAMA SECONDARY	3	88	210	104	49.5	97	83	63	75.9	55	43	38	88.4
	928331407	7343148	JONATHAN THIFULUFHELWI SECONDARY	3	18	178	133	74.7	39	143	92	64.3	29	125	102	81.6
	911321660	7363175	JULIUS SECONDARY SCHOOL	1	13	43	28	65.1	18	51	38	74.5	0	58	47	81.0
	930351470	7355138	KHADZINGE SECONDARY	3	38	81	15	18.5	32	25	8	32.0	19	12	4	33.3
	929330435	7341110	KHAKHU SECONDARY	3	0	27	24	88.9	14	47	36	76.6	32	38	29	76.3
	929310738	7323104	KHANGALE SECONDARY	2	1	40	36	90.0	12	55	32	58.2	4	15	14	93.3
	911361224	7314109	KHATISA SECONDARY	1	0	116	79	68.1	59	114	66	57.9	45	103	74	71.8
	912520115	7371107	KHOMANANI HIGH	2	16	124	107	86.3	38	138	98	71.0	7	92	78	84.8
	930321608	7364144	KHWARA SECONDARY	1	0	52	49	94.2	13	66	48	72.7	16	33	28	84.8
	930320339	7361133	KHWEVHA COMMERCIAL	3	52	198	140	70.7	84	274	174	63.5	40	191	158	82.7
	930321141	7363145	KOLOKOSHANI COMBINED	2	9	106	101	95.3	18	111	107	96.4	13	136	110	80.9
	993304201	7342901	KONANI PFUNZO		0	79	59	74.7	0	110	61	55.5	4	70	44	62.9
	928332301	7345146	KUTAMA SECONDARY	3	8	82	62	75.6	76	58	53	91.4	34	63	58	92.1
	912111542	7343157	LEMANA HIGH	3	3	134	110	82.1	29	133	112	84.2	24	118	80	67.8
	930320292	7361136	LIGEGE SECONDARY	3	9	102	85	83.3	27	93	79	84.9	50	99	89	89.9
	930350088	7353110	LIIVHA COMBINED	3	17	99	87	87.9	39	109	84	77.1	18	75	70	93.3
	930360979	7315133	LIMBEDZI SECONDARY	1	6	48	17	35.4	13	33	15	45.5	9	29	17	58.6
	931521392	7372127	LISHAVHANA SECONDARY	2	5	90	52	57.8	20	141	55	39.0	3	83	38	45.8
	928332509	7343151	LITSHOVHU SECONDARY	3	2	165	157	95.2	74	223	161	72.2	23	167	137	82.0
	905331483	7343136	LOUIS TRICHARDT SECONDARY	5	2	165	160	97.0	0	156	152	97.4	10	126	120	95.2
	905332864	7343901	LTT MURUNWA PRIVATE SCHOOL		0	130	105	80.8	0	88	76	86.4	13	78	66	84.6
	928330961	7342111	LUATAME SECONDARY	2	9	66	38	57.6	45	36	20	55.6	14	17	15	88.2
	930310967	7321131	LUCAS RATSHALINGWA SECONDARY	3	8	70	61	87.1	40	63	46	73.0	11	27	25	92.6
	931521046	7372109	LUMUKA SECONDARY	1	6	18	13	72.2	10	26	24	92.3	7	14	14	100.0
	929311021	7321132	LUNWANNGWE SECONDARY	2	5	42	24	57.1	23	36	21	58.3	21	28	22	78.6
	902351487	7355149	LUPHAI SECONDARY	2	20	80	63	78.8	8	76	54	71.1	5	50	48	96.0
	930320704	7362169	LUVHAIVHAI SECONDARY	3	1	36	33	91.7	5	33	22	66.7	3	18	12	66.7
	929311014	7321125	LUVHENGO SECONDARY	1	4	46	32	69.6	18	39	25	64.1	13	26	15	57.7
	928332318	7345149	LUVHIVHINI SECONDARY	2	18	76	60	78.9	17	54	44	81.5	23	71	60	84.5
	930320735	7362146	LWAMONDO HIGH	2	24	213	205	96.2	76	200	176	88.0	51	215	180	83.7
	930320223	7361135	LWANDANI SECONDARY	2	0	94	73	77.7	65	72	46	63.9	40	39	37	94.9

LIMPOPO																	
District Name	EMIS No	Centre No	Centre Name	Quintile	2015				2016				2017			
					No Progressed	Wrote	Achieved	% Achieved	No Progressed	Wrote	Achieved	% Achieved	No Progressed	Wrote	Achieved	% Achieved
VHEMBE	993302201	7322127	LWAPHUNGU SECONDARY	2	29	42	29	69.0	19	25	10	40.0	30	18	15	83.3
	930321233	7363147	LWENZHE SECONDARY	1					0	9	9	100.0	5	12	9	75.0
	911360900	7313137	MADADZHE SECONDARY	2	14	52	35	67.3	0	52	29	55.8	15	47	35	74.5
	928331988	7345191	MADAHENI COMBINED SCHOOL	3	0	33	29	87.9	16	37	33	89.2	35	33	29	87.9
	911361439	7312110	MADONSI HIGH	1	1	31	25	80.6	23	51	34	66.7	4	39	16	41.0
	911360405	7313102	MADZIKUSE	2	7	36	26	72.2	0	23	23	100.0	13	31	28	90.3
	930320254	7361137	MAGALANNGWE SECONDARY	2	23	91	68	74.7	70	59	52	88.1	60	40	26	65.0
	928332578	7345168	MAGONI SECONDARY	2	27	54	17	31.5	28	37	17	45.9	19	9	4	44.4
	912520160	7373125	MAHLORI HIGH	2	4	46	27	58.7	48	29	23	79.3	1	6	6	100.0
	993304304	7343902	MAHONISI LEARNING CENTRE		0	24	24	100.0	0	37	34	91.9	0	31	24	77.4
	911361651	7311144	MAHUNTSI SECONDARY	2	63	120	55	45.8	67	33	25	75.8	18	23	20	87.0
	931341008	7331141	MAINGANYA SECONDARY	2	10	45	29	64.4	24	62	40	64.5	10	58	31	53.4
	930320315	7361149	MAKAKAVHALE SECONDARY	2	32	131	104	79.4	55	132	90	68.2	39	111	80	72.1
	993304301	7343191	MAKHADO COMPREHENSIVE	4	34	220	165	75.0	4	186	143	76.9	31	188	122	64.9
	930310691	7323105	MAKUYA SECONDARY	2	10	80	54	67.5	42	89	45	50.6	32	68	45	66.2
	911360856	7311111	MALAMULELE SECONDARY	2	0	94	80	85.1	5	86	74	86.0	8	92	79	85.9
	929311359	7324106	MALILELE SECONDARY	2	5	46	25	54.3	16	46	35	76.1	12	22	15	68.2
	930321639	7363156	MALINGA WILSON SECONDARY	2	31	175	121	69.1	37	125	96	76.8	19	89	53	59.6
	912521224	7372129	MALOVHANA SECONDARY	2	35	61	33	54.1	29	31	19	61.3	21	10	8	80.0
	928331513	7343162	MALUTA JUNIOR SECONDARY	3	0	76	70	92.1	35	67	47	70.1	26	42	36	85.7
	929311373	7324107	MAMPHODO SECONDARY	2	2	46	44	95.7	0	74	48	64.9	0	79	15	19.0
	928331759	7344113	MAMVUKA SECONDARY	2	10	67	49	73.1	45	77	34	44.2	10	45	35	77.8
	928332264	7345150	MANELEDZI SECONDARY	3	35	171	98	57.3	82	115	96	83.5	63	87	82	94.3
	912520184	7371113	MARHOLENI HIGH	2	12	81	61	75.3	6	81	58	71.6	14	69	52	75.4
	912520191	7373112	MARHORHWANI-MALALI HIGH	3	18	56	51	91.1	41	91	72	79.1	44	51	40	78.4
	912520207	7372111	MARIMANE HIGH	2	37	102	74	72.5	45	71	56	78.9	52	51	43	84.3
	905332030	7353161	MARUDE SECONDARY	3	31	241	157	65.1	108	276	159	57.6	78	187	124	66.3
	905331476	7343174	MASEDI COMBINED	3	18	61	34	55.7	9	47	37	78.7	4	75	51	68.0
	928331742	7344114	MASERENI SECONDARY	2	3	27	24	88.9	22	30	21	70.0	3	25	17	68.0
	912520214	7372114	MASIZA HIGH	2	24	104	67	64.4	55	77	56	72.7	43	69	35	50.7

LIMPOPO																	
District Name	EMIS No	Centre No	Centre Name	Quintile	2015				2016				2017			
					No Progressed	Wrote	Achieved	% Achieved	No Progressed	Wrote	Achieved	% Achieved	No Progressed	Wrote	Achieved	% Achieved
VHEMBE	930320698	7362150	MASWIE SECONDARY	2	1	43	37	86.0	10	44	31	70.5	6	32	23	71.9
	929311380	7324108	MATAVHELA SECONDARY	2	4	187	165	88.2	8	136	117	86.0	13	188	160	85.1
	928331469	7343115	MATHEDE SECONDARY	2	18	55	34	61.8	53	36	24	66.7	58	89	32	36.0
	911361422	7312152	MATIMBA JUNIOR SECONDARY	2	35	88	42	47.7	27	68	31	45.6	40	55	30	54.5
	930321172	7363151	MATODZI SECONDARY	2	0	49	37	75.5	40	57	29	50.9	17	27	11	40.7
	930320780	7362152	MAVHUNGU ANDRIES SECONDARY	2	1	61	57	93.4	13	62	44	71.0	4	38	21	55.3
	911361767	7311141	MBHANYELE SECONDARY	2	15	163	129	79.1	14	130	97	74.6	37	103	85	82.5
	930351395	7354114	MBILWI SECONDARY	4	20	366	351	95.9	55	406	363	89.4	54	417	375	89.9
	912520221	7371115	MHELEMBE HIGH	2	5	40	32	80.0	0	28	23	82.1	7	25	18	72.0
	905332842	7343190	MICHAEL DENGA RAMABULANA SECONDARY	2	25	132	88	66.7	52	81	66	81.5	11	89	58	65.2
	930360962	7315134	MILTON MPFUMEDZENI SECONDARY	2	15	178	133	74.7	47	197	143	72.6	33	189	155	82.0
	930330480	7341175	MIRIYAVHAVHA TEC SECONDARY	2	0	97	76	78.4	20	125	98	78.4	47	140	94	67.1
	928332288	7345147	MMILIGE SECONDARY	2	17	28	19	67.9	19	22	21	95.5	7	28	25	89.3
	902331711	7344140	MOPANE INTERMEDIATE	2	0	64	57	89.1	0	67	60	89.6	3	59	52	88.1
	930361217	7314138	MOVHE SECONDARY	1	1	22	9	40.9	11	23	14	60.9	7	17	9	52.9
	930360955	7315135	MPANDELI SECONDARY	2	9	181	140	77.3	73	213	131	61.5	65	124	110	88.7
	930350071	7353142	MPFARISENI SECONDARY	1	32	54	25	46.3	8	25	22	88.0	39	27	22	81.5
	930310998	7321134	MPHALALENI SECONDARY	2	24	178	145	81.5	66	162	116	71.6	36	80	71	88.8
	911361200	7314113	MPHAMBO HIGH	2	21	103	64	62.1	21	97	69	71.1	16	115	76	66.1
	930351401	7354116	MPHAPHULI SECONDARY	3	10	168	149	88.7	46	198	132	66.7	45	160	136	85.0
	928330350	7341116	MPHEPHU HIGH	2	54	146	80	54.8	75	77	64	83.1	61	33	30	90.9
	912520238	7371116	MSENGI SENIOR SECONDARY	2	0	62	58	93.5	50	141	122	86.5	15	93	75	80.6
	911361415	7312114	MTITITI SECONDARY	2	0	49	46	93.9	20	80	55	68.8	7	61	48	78.7
	929310684	7323109	MUBALANGANYI SECONDARY	2	2	35	35	100.0	26	56	35	62.5	22	25	24	96.0
	928331674	7344117	MUDIMELI SECONDARY	2	7	76	34	44.7	6	48	33	68.8	14	37	32	86.5
	930321547	7364153	MUDINANE SECONDARY	2	2	65	59	90.8	10	63	51	81.0	17	45	42	93.3
	930321165	7363171	MUGOIDWA SECONDARY	2	6	139	114	82.0	15	80	74	92.5	25	65	59	90.8
	930351296	7352150	MUHANELWA SECONDARY	2	5	38	25	65.8	18	29	16	55.2	10	21	18	85.7
	930351500	7355144	MUHUYUWATHOMBA SECONDARY	2	0	143	95	66.4	79	124	59	47.6	67	45	38	84.4

LIMPOPO																	
District Name	EMIS No	Centre No	Centre Name	Quintile	2015				2016				2017			
					No Progressed	Wrote	Achieved	% Achieved	No Progressed	Wrote	Achieved	% Achieved	No Progressed	Wrote	Achieved	% Achieved
VHEMBE	930351227	7351117	MUKHWANTHELI SECONDARY	1	11	180	123	68.3	37	195	112	57.4	38	173	108	62.4
	930351302	7352151	MUKULA HIGH	2	4	50	28	56.0	45	66	28	42.4	9	32	29	90.6
	931352063	7352163	MUKULA INTERGRATED		7	165	134	81.2	3	143	128	89.5	7	146	127	87.0
	928330855	7342118	MULENGA SECONDARY	2	14	99	77	77.8	6	65	57	87.7	28	81	75	92.6
	931341138	7331130	MULIMA SECONDARY	2	5	71	35	49.3	12	54	42	77.8	27	36	31	86.1
	928330442	7341119	MUSHAATHONI SECONDARY	2	16	84	57	67.9	12	67	45	67.2	18	54	42	77.8
	902331698	7344139	MUSINA SECONDARY	3	52	255	154	60.4	77	262	107	40.8	90	232	140	60.3
	930320285	7361139	MUTHAMARO SECONDARY	2	14	55	34	61.8	35	40	35	87.5	37	30	25	83.3
	931331155	7343193	MUTHUHADINI PRIMARY	2	0	101	88	87.1	38	97	80	82.5	4	78	66	84.6
	930321158	7363154	MUTHURWANA SECONDARY	2	15	43	30	69.8	12	39	33	84.6	17	29	28	96.6
	929310974	7321133	MUTSHUTSHU SECONDARY	2	3	71	51	71.8	13	80	39	48.8	13	66	41	62.1
	930351234	7351119	MUVHAVHA SECONDARY	2	9	41	15	36.6	23	41	20	48.8	22	21	10	47.6
	931341121	7331133	NAMADZAVHO SECONDARY	2	9	37	19	51.4	1	22	19	86.4	8	23	19	82.6
	930351715	7353101	NAZARENE SCHOOL OF NATURAL SCIENCE		0	43	26	60.5	0	36	16	44.4	3	32	14	43.8
	930320230	7361155	NDAEDZO SECONDARY	2	0	120	103	85.8	66	130	94	72.3	64	81	69	85.2
	931520245	7372130	NDALAMO SECONDARY	2	5	33	20	60.6	3	20	11	55.0	10	18	7	38.9
	930310714	7323110	NDARIENI SECONDARY	1	26	65	37	56.9	44	97	33	34.0	50	44	16	36.4
	993301102	7311142	NEW ERA		14	181	107	59.1	14	171	0	0.0	15	45	26	57.8
	993305200	7352164	NEW GENERATION GIRLS ACADEMY		0	65	58	89.2	0	72	61	84.7	4	71	63	88.7
	911361255	7312115	NGHEZIMANI HIGH	2	0	73	52	71.2	17	70	44	62.9	69	74	29	39.2
	911361828	7314156	NGULA SECONDARY	2	15	36	16	44.4	27	29	15	51.7	29	29	27	93.1
	929310363	7322111	NIANI SECONDARY	2	9	48	29	60.4	17	40	21	52.5	9	25	19	76.0
	911360863	7311116	NKATINI HIGH	2	10	41	24	58.5	22	44	24	54.5	12	19	15	78.9
	928330374	7341120	NKONENI SECONDARY	2	3	23	14	60.9	6	5	5	100.0	9	5	4	80.0
	930320759	7362168	NNDAMULELENI SECONDARY	2	2	117	105	89.7	35	110	87	79.1	40	88	75	85.2
	928330473	7341121	NNDITSHENI SECONDARY	1	39	64	26	40.6	21	14	10	71.4	2	17	12	70.6
	930330343	7341122	NNDWELWENI SECONDARY	2	16	63	42	66.7	0	87	32	36.8	45	13	11	84.6
	928330886	7342123	NNGWENI SECONDARY	3	18	242	159	65.7	79	259	159	61.4	74	142	109	76.8
	930360986	7315136	NTEVHEDZENI SECONDARY	2	7	39	8	20.5	24	30	3	10.0	14	12	8	66.7

LIMPOPO																	
District Name	EMIS No	Centre No	Centre Name	Quintile	2015				2016				2017			
					No Progressed	Wrote	Achieved	% Achieved	No Progressed	Wrote	Achieved	% Achieved	No Progressed	Wrote	Achieved	% Achieved
VHEMBE	930351418	7354140	NTHETSHELESENI SECONDARY	3	22	106	53	50.0	48	110	52	47.3	9	74	39	52.7
	911361446	7312117	NTLHAVENI HIGH	2	0	57	41	71.9	16	85	52	61.2	39	41	22	53.7
	930360993	7315131	NTODENI SECONDARY	2	12	74	60	81.1	21	62	52	83.9	13	57	55	96.5
	916411273	7311150	NTSAKOMATSAKALI SECONDARY	1	32	77	41	53.2	11	26	24	92.3	14	34	27	79.4
	930361088	7315151	NTSENDZENI SECONDARY	2	11	84	47	56.0	25	57	34	59.6	54	59	35	59.3
	912520269	7373118	NWAMALOBYE HIGH	3	18	58	34	58.6	5	50	39	78.0	10	61	38	62.3
	911360917	7313118	NWANATI HIGH	1	28	200	141	70.5	108	275	101	36.7	38	136	79	58.1
	916321868	7363155	NWARIDI SECONDARY	2	0	70	64	91.4	22	67	51	76.1	21	31	22	71.0
	929310721	7323129	NYADZANI SECONDARY	2	7	32	24	75.0	2	50	34	68.0	8	54	36	66.7
	905321592	7364131	ONGEDACHT SECONDARY	2	11	46	37	80.4	21	69	40	58.0	8	26	22	84.6
	931331421	7343142	OZIAS DAVHANA SECONDARY	3	8	134	116	86.6	113	121	101	83.5	32	124	95	76.6
	911360849	7311119	P P HLUNGWANI HIGH	1	14	110	103	93.6	5	142	140	98.6	21	131	129	98.5
	993304202	7342904	PARADISE MANAME COMB INDEPENDENT		0	13	11	84.6	0	14	13	92.9	0	10	8	80.0
	928330923	7342124	PATRICK RAMAANO SECONDARY	2	23	360	320	88.9	148	357	260	72.8	99	262	227	86.6
	905361637	7312139	PENINGHOTSA HIGH	2	34	36	20	55.6	34	51	9	17.6	6	19	9	47.4
	930351425	7354120	PHASWANA SECONDARY	3	135	189	142	75.1	28	72	62	86.1	49	90	61	67.8
	930330336	7341125	PHIRIPHIRI SECONDARY	2	16	97	79	81.4	33	96	74	77.1	30	55	53	96.4
	929311397	7324112	PHOPHI SECONDARY	2	3	33	26	78.8	7	43	36	83.7	23	32	31	96.9
	911361453	7314120	PHOTANI SECONDARY	2	12	113	65	57.5	36	64	35	54.7	11	77	47	61.0
	930321578	7364157	RADZAMBO SECONDARY	2	12	20	7	35.0	20	31	17	54.8	0	7	5	71.4
	930351449	7354139	RALSON TSHINANNE SECONDARY	2	16	128	94	73.4	83	117	87	74.4	38	77	56	72.7
	931520276	7372131	RALUOMBE SECONDARY	2	9	61	44	72.1	16	45	31	68.9	31	52	30	57.7
	930351432	7354121	RALUSWIELO SECONDARY	3	8	95	58	61.1	29	107	65	60.7	34	93	56	60.2
	930351319	7352154	RALUVHIMBA SECONDARY	2	10	47	29	61.7	16	69	29	42.0	23	18	12	66.7
	928331681	7344126	RAMABULANA SECONDARY	2	5	42	26	61.9	36	27	17	63.0	29	23	14	60.9
	930330367	7341127	RAMASHIA SECONDARY	2	4	38	31	81.6	19	32	30	93.8	14	49	36	73.5
	930321554	7364156	RAMAUBA SECONDARY	2	5	41	26	63.4	11	38	25	65.8	23	31	21	67.7
	929311588	7324113	RAMMBUDA SECONDARY	2	18	61	41	67.2	38	98	59	60.2	0	38	29	76.3
	930351517	7355143	RAMUGONDO SECONDARY	2	9	50	32	64.0	28	31	29	93.5	21	16	15	93.8
	930361095	7315129	RANNDOGWANA SECONDARY	1	27	101	63	62.4	28	83	41	49.4	21	37	28	75.7

LIMPOPO																	
District Name	EMIS No	Centre No	Centre Name	Quintile	2015				2016				2017			
					No Progressed	Wrote	Achieved	% Achieved	No Progressed	Wrote	Achieved	% Achieved	No Progressed	Wrote	Achieved	% Achieved
VHEMBE	993303202	7331142	RASILA SECONDARY	2	10	50	33	66.0	25	48	31	64.6	33	44	27	61.4
	929310424	7322114	RATSHIBVUMO SECONDARY	2	12	105	72	68.6	75	59	45	76.3	6	46	34	73.9
	930321134	7363158	RATSHIKWEKWETE SECONDARY	2	5	52	45	86.5	17	46	39	84.8	18	47	38	80.9
	929311403	7324115	RATSHILUMELA SECONDARY	2	3	37	26	70.3	3	33	18	54.5	5	31	20	64.5
	929310387	7322116	RATSHISASE SECONDARY	2	29	116	89	76.7	43	46	43	93.5	41	68	62	91.2
	928331452	7343134	RAVHUHALI SECONDARY	2	3	34	30	88.2	0	25	14	56.0	5	27	13	48.1
	993304402	7344141	RENAISSANCE SECONDARY	2					2	36	25	69.4	36	39	30	76.9
	911361460	7314157	RHABELA SEC SCHOOL	2	0	34	24	70.6	8	36	25	69.4	15	19	14	73.7
	911360924	7313121	RIPAMBETA HIGH	2	25	157	125	79.6	16	112	89	79.5	66	132	100	75.8
	929332041	7343192	RIVONI SCHOOL FOR THE BLIND		0	2	2	100.0	0	9	9	100.0	0	8	7	87.5
	905332516	7343159	RIVUBYE HIGH	2	10	99	77	77.8	69	84	82	97.6	10	39	36	92.3
	929311342	7324117	ROBERT MBULUNGENI SECONDARY	3	28	55	22	40.0	40	62	18	29.0	13	24	23	95.8
	912520306	7371121	RUSSEL BUNGENI HIGH	2	0	95	61	64.2	1	108	86	79.6	29	97	72	74.2
	930351241	7351122	SAM MAVHINA SECONDARY	2	0	49	41	83.7	4	36	32	88.9	0	32	26	81.3
	993301202	7312155	SDW NXUMALO HIGH	2					74	54	47	87.0	6	67	51	76.1
	930320278	7361134	SHAYANDIMA SECONDARY	3	43	184	148	80.4	156	174	112	64.4	88	65	53	81.5
	911361477	7314126	SHIGAMANI HIGH	2	12	48	26	54.2	1	32	25	78.1	19	25	18	72.0
	911360931	7313122	SHIKUNDU HIGH	2	0	114	90	78.9	28	131	115	87.8	13	115	104	90.4
	912520313	7372122	SHINGUWA HIGH	2	14	99	59	59.6	14	81	65	80.2	37	58	39	67.2
	911360818	7311123	SHINGWEDZI SECONDARY	3	4	172	152	88.4	27	209	178	85.2	32	250	151	60.4
	911360825	7311124	SHIRILELE SECONDARY	2	25	141	87	61.7	76	102	68	66.7	3	70	43	61.4
	911361408	7312125	SHITLHANGOMA SECONDARY	2	3	43	34	79.1	0	59	33	55.9	23	33	19	57.6
	930320681	7362159	SHONDONI SECONDARY	2	15	57	44	77.2	17	52	28	53.8	11	14	10	71.4
	930351326	7352155	SILEMALE SECONDARY	2	9	132	100	75.8	76	127	70	55.1	115	90	62	68.9
	928332257	7345145	SINTHUMULE SECONDARY	2	0	179	163	91.1	72	206	169	82.0	40	156	138	88.5
	928331490	7343144	SINUGANI SECONDARY	2	3	61	45	73.8	0	88	37	42.0	24	39	25	64.1
	928331384	7343128	SOLOMON MAELULA SECONDARY	2	9	50	34	68.0	49	82	45	54.9	9	44	28	63.6
	929311045	7324138	ST AUGUSTINE RESIDENTIAL		0	44	43	97.7	1	36	36	100.0	0	55	55	100.0
	993304501	7345192	SUKUMANI-KUNDANI SEC SCHOOL	2	6	22	12	54.5	27	22	17	77.3	20	9	5	55.6
	930310707	7323118	SUMBANA SECONDARY	1	13	60	27	45.0	15	41	22	53.7	8	49	32	65.3

LIMPOPO																	
District Name	EMIS No	Centre No	Centre Name	Quintile	2015				2016				2017			
					No Progressed	Wrote	Achieved	% Achieved	No Progressed	Wrote	Achieved	% Achieved	No Progressed	Wrote	Achieved	% Achieved
VHEMBE	928332332	7345143	SWOBANI SECONDARY	2	4	19	12	63.2	6	7	7	100.0	7	9	8	88.9
	928332592	7345140	SWONGOZWI SECONDARY	2	13	60	46	76.7	19	35	25	71.4	52	40	33	82.5
	930320261	7361140	THAMBATSHIRA SECONDARY	2	9	47	40	85.1	23	56	44	78.6	8	17	15	88.2
	911361862	7311156	THAMBISA SECONDARY	2	0	116	57	49.1	36	60	48	80.0	18	58	37	63.8
	930351258	7351126	THASE SECONDARY	1	37	83	66	79.5	18	72	64	88.9	19	52	45	86.5
	930310950	7321135	THATHE SECONDARY	2	13	39	25	64.1	7	35	22	62.9	15	21	12	57.1
	929311434	7324119	THENGWE SECONDARY	3	12	432	413	95.6	24	367	341	92.9	20	378	349	92.3
	930351333	7352152	THINASHAKA SECONDARY	2	26	122	76	62.3	9	87	69	79.3	39	58	52	89.7
	930351272	7351127	THIVHILAELI SECONDARY	2	20	160	100	62.5	70	149	84	56.4	46	39	27	69.2
	930350064	7353128	THOHOYANDOU SECONDARY	4	14	251	244	97.2	51	295	269	91.2	32	236	202	85.6
	930350057	7353136	THOHOYANDOU TECHNICAL HIGH	4	7	130	123	94.6	52	213	152	71.4	18	197	165	83.8
	930350019	7353129	THUSALUSHAKA SECONDARY	2	4	30	25	83.3	18	25	20	80.0	14	21	15	71.4
	931341015	7331134	THWALIMA SECONDARY	2	25	118	55	46.6	113	106	47	44.3	76	46	21	45.7
	912521565	7373133	TIYANI SECONDARY	2	2	107	99	92.5	38	137	110	80.3	17	111	90	81.1
	929311427	7324120	TODANI SECONDARY	2	7	115	95	82.6	17	102	83	81.4	6	96	87	90.6
	929311007	7321121	TOMBOLAGOLE SECONDARY	1	7	47	26	55.3	26	40	26	65.0	7	26	20	76.9
	930361101	7315132	TONDALUSHAKA SECONDARY	2	9	128	79	61.7	59	133	53	39.8	51	55	39	70.9
	930351524	7355146	TSHADAMA SECONDARY	2	0	78	68	87.2	17	91	62	68.1	18	42	41	97.6
	928330381	7341179	TSHALA SECONDARY SCHOOL	2	8	51	31	60.8	2	58	34	58.6	31	21	14	66.7
	928330978	7342183	TSHAMAKWATINI SECONDARY	2	6	53	27	50.9	84	112	50	44.6	51	56	37	66.1
	932400202	7324202	TSHANDAMA REPEAT PART-TIME										0	25	13	52.0
	928331650	7344129	TSHIANANE SECONDARY	2	3	55	47	85.5	0	37	32	86.5	20	43	38	88.4
	931331506	7343152	TSHIAWELO SECONDARY	3	15	82	63	76.8	41	72	60	83.3	20	49	38	77.6
	930351340	7352153	TSHIDIMBINI SECONDARY	2	16	99	47	47.5	37	108	61	56.5	22	60	30	50.0
	930320711	7362160	TSHIEMUEMU SECONDARY	2	13	61	55	90.2	56	92	65	70.7	6	24	22	91.7
	928330459	7341130	TSHIFHENA SECONDARY	2	18	88	47	53.4	19	99	70	70.7	35	54	39	72.2
	931520337	7372128	TSHIITWA SECONDARY	2	8	149	129	86.6	28	199	167	83.9	29	146	109	74.7
	930350040	7353133	TSHIKEVHA CHRISTIAN SECONDARY		1	90	85	94.4	0	86	80	93.0	2	57	55	96.5

LIMPOPO																	
District Name	EMIS No	Centre No	Centre Name	Quintile	2015				2016				2017			
					No Progressed	Wrote	Achieved	% Achieved	No Progressed	Wrote	Achieved	% Achieved	No Progressed	Wrote	Achieved	% Achieved
VHEMBE	921520344	7372126	TSHIKHUTHULA SECONDARY	2	8	117	94	80.3	15	146	98	67.1	1	126	86	68.3
	929310394	7322122	TSHIKUNDAMALEMA SECONDARY	2	13	125	96	76.8	0	83	53	63.9	18	78	56	71.8
	930351265	7351131	TSHILALA SECONDARY	2	0	89	63	70.8	66	98	38	38.8	53	48	24	50.0
	930320308	7361167	TSHILAVHUTUME SECONDARY	2	5	14	7	50.0	13	22	22	100.0	7	19	19	100.0
	928330404	7341131	TSHILOGONI SECONDARY	2	24	71	41	57.7	2	62	48	77.4	20	65	41	63.1
	930321196	7363161	TSHIMBUPFE SECONDARY	2	0	37	35	94.6	22	55	43	78.2	30	26	26	100.0
	931520320	7373132	TSHINANGE SECONDARY	2	6	69	61	88.4	0	76	67	88.2	31	100	68	68.0
	930321530	7364162	TSHINAVHE SECONDARY	2	7	79	55	69.6	49	89	38	42.7	9	34	23	67.6
	930321264	7363163	TSHIPAKONI SECONDARY	2	26	95	72	75.8	42	40	27	67.5	0	79	53	67.1
	930320766	7362164	TSHIPETANE SECONDARY	2	0	40	33	82.5	24	61	29	47.5	21	45	25	55.6
	928332349	7345173	TSHIRULULUNI SECONDARY	2	8	16	11	68.8	12	8	8	100.0	7	10	8	80.0
	928332295	7345176	TSHIUNGULELA SECONDARY	2	9	87	50	57.5	7	96	49	51.0	15	87	29	33.3
	930351531	7355145	TSHIVHASE SECONDARY	2	30	407	377	92.6	20	364	336	92.3	7	350	334	95.4
	930350026	7353124	TSHIVHIDZO MASIAGWALA SECONDARY	3	10	18	16	88.9	66	58	28	48.3	52	33	21	63.6
	929311410	7324130	TSHIWANGAMATEMBELE SECONDARY	2	2	46	43	93.5	7	64	48	75.0	6	44	36	81.8
	928330947	7342132	TSWIME SECONDARY	2	0	29	21	72.4	44	45	25	55.6	27	23	15	65.2
	929311441	7324126	VELE SECONDARY	2	14	51	34	66.7	6	59	56	94.9	0	52	45	86.5
	928330862	7342178	VELELAMBEU SECONDARY SCHOOL	2	5	19	14	73.7	17	21	19	90.5	5	8	8	100.0
	930321561	7364165	VHAFAMADI SECONDARY	2	22	133	110	82.7	24	147	89	60.5	34	73	62	84.9
	931341022	7331128	VHALUVHU SECONDARY	2	14	102	58	56.9	1	94	51	54.3	50	63	31	49.2
	905321585	7364166	VHUDZANI SECONDARY	2	20	71	35	49.3	50	84	27	32.1	19	39	10	25.6
	928330930	7342133	VHULAUDZI SECONDARY	2	12	77	57	74.0	56	90	61	67.8	4	23	21	91.3
	930330428	7341135	VHUSENDEKA SECONDARY	2	7	35	15	42.9	1	23	6	26.1	15	15	8	53.3
	930310981	7321136	VHUTAVHATSINDI SECONDARY	2	17	75	44	58.7	33	131	39	29.8	6	65	33	50.8
	930361001	7315158	VUVUMUTSHENA SECONDARY SCHOOL	1	6	35	22	62.9	21	35	24	68.6	16	23	22	95.7
	931332523	7343156	WATERVAL HIGH	3	5	105	98	93.3	0	112	92	82.1	0	108	94	87.0
	930351456	7354134	WILLIAM THEMELI SECONDARY	2	14	72	47	65.3	30	87	35	40.2	13	44	26	59.1
	993304502	7345901	WILMARY CHRISTIAN LEARNING CENTRE		0	16	15	93.8	0	15	15	100.0	1	26	26	100.0

LIMPOPO																	
District Name	EMIS No	Centre No	Centre Name	Quintile	2015				2016				2017			
					No Progressed	Wrote	Achieved	% Achieved	No Progressed	Wrote	Achieved	% Achieved	No Progressed	Wrote	Achieved	% Achieved
VHEMBE	905361620	7314148	XIMUNWANA	1	0	118	107	90.7	10	136	102	75.0	12	122	82	67.2
	912520351	7373124	YINGWANI-RIBUNGWANI HIGH	2	15	34	21	61.8	27	16	16	100.0	15	12	12	100.0
	930352075	7355165	ZWITHUZWAVHUDI SECONDARY	2	19	36	22	61.1	30	45	43	95.6	8	18	18	100.0
WATERBERG	921121945	7123101	ALFRED B MAKAPAN HIGH	2	0	128	93	72.7	0	72	45	62.5	1	112	58	51.8
	908110020	7143166	BAITSWE SECONDARY	2	36	72	13	18.1	19	49	16	32.7	14	27	13	48.1
	921142454	7111101	BAKENBERG HIGH	2	0	110	86	78.2	16	106	66	62.3	27	62	53	85.5
	921140045	7112102	BATHOKWA SECONDARY	1	0	49	20	40.8	18	38	28	73.7	1	30	22	73.3
	991104502	7135116	BATHOPELE SECONDARY	2	56	80	52	65.0	42	57	31	54.4	19	53	53	100.0
	921110075	7144103	BATLHALERWA HIGH	2	13	44	22	50.0	0	57	19	33.3	47	31	21	67.7
	910130048	7135101	BELA-BELA SECONDARY	3	48	203	65	32.0	2	75	54	72.0	104	57	48	84.2
	921120058	7121102	BEN HLONGWANE SECONDARY	2	0	54	23	42.6	30	20	12	60.0	30	10	7	70.0
	906110099	7141107	BOITHUTO INTERMEDIATE	1	0	15	3	20.0	10	15	4	26.7	4	2	2	100.0
	921141956	7111163	CHARLES MARAKALALA SECONDARY	2	0	26	20	76.9	2	28	14	50.0	3	19	11	57.9
	921120102	7121103	D G TSEBE HIGH	3	0	57	47	82.5	12	111	62	55.9	17	48	41	85.4
	921140090	7111104	DENNIS MATLHABA II SECONDARY	2	0	178	56	31.5	9	104	76	73.1	24	49	44	89.8
	921110129	7143163	DIAMMONA SECONDARY	2	37	47	9	19.1	0	18	9	50.0	11	3	3	100.0
	921110136	7144157	DIMPE SECONDARY	2	24	43	17	39.5	0	9	9	100.0	31	6	4	66.7
	921120164	7121105	E D L RAMPOLA SECONDARY	3	0	117	56	47.9	59	76	32	42.1	31	29	21	72.4
	921120157	7121104	EBENEZER SECONDARY	3	0	206	144	69.9	44	101	84	83.2	53	166	134	80.7
	921121969	7121150	FRED LEDWABA SECONDARY	3	0	72	36	50.0	43	52	30	57.7	50	23	17	73.9
	921141840	7111105	GEORGE LANGA SENIOR SECONDARY	2	0	55	49	89.1	12	47	40	85.1	14	38	27	71.1
	921141932	7114106	GEORGE MASIBE SECONDARY	1	0	49	26	53.1	0	29	26	89.7	15	38	19	50.0
	921121952	7121107	GOBELA HIGH	2	0	19	18	94.7	1	11	11	100.0	9	13	13	100.0
	921120256	7121108	GOJELA HIGH	3	0	178	82	46.1	24	172	81	47.1	22	81	40	49.4
	909132044	7133116	GROENVLEI SECONDARY	1	2	23	9	39.1	8	31	19	61.3	5	18	17	94.4
	921120270	7125154	GWENANE SECONDARY	2	0	161	72	44.7	28	67	41	61.2	75	71	59	83.1
	906120300	7125902	HEBRON MODEL SCHOOL		0	44	43	97.7	0	60	54	90.0	1	52	45	86.5
	908110198	7142102	HOERSKOOL ELLISRAS	4	0	133	122	91.7	10	139	124	89.2	19	109	100	91.7
	909131997	7133103	HOERSKOOL FRIKKIE MEYER	5	12	168	165	98.2	8	144	144	100.0	21	147	145	98.6

LIMPOPO																	
District Name	EMIS No	Centre No	Centre Name	Quintile	2015				2016				2017			
					No Progressed	Wrote	Achieved	% Achieved	No Progressed	Wrote	Achieved	% Achieved	No Progressed	Wrote	Achieved	% Achieved
WATERBERG	906120324	7124110	HOERSKOOL HANS STRIJDOM	5	0	73	72	98.6	0	80	71	88.8	5	83	79	95.2
	907130321	7132108	HOERSKOOL NYLSTROOM	5	8	124	118	95.2	1	114	110	96.5	14	126	122	96.8
	906120331	7125134	HOERSKOOL PIET POTGIETER	5	0	153	145	94.8	0	158	157	99.4	1	127	124	97.6
	910130338	7135112	HOERSKOOL WARMBAD	5	0	105	104	99.0	0	108	106	98.1	9	114	111	97.4
	991104401	7134102	ITIRELENG SECONDARY SCHOOL	2	0	23	8	34.8	4	32	14	43.8	1	26	13	50.0
	921142539	7111153	J M GWANGWA SENIOR SECONDARY	2	0	23	5	21.7	0	28	13	46.4	6	20	5	25.0
	906120409	7121111	JOHN PETRO SECONDARY	2	0	53	25	47.2	17	16	12	75.0	21	15	14	93.3
	921120430	7121112	KGABA SECONDARY	2	0	57	16	28.1	2	27	20	74.1	6	42	34	81.0
	921142102	7113167	KGABEDI SECONDARY	2	0	13	9	69.2	2	19	6	31.6	1	21	10	47.6
	921142126	7113108	KGAKGATHU SECONDARY	2	0	121	28	23.1	7	33	22	66.7	14	18	15	83.3
	921120478	7125113	KGATI YA MOSHATE PUBLIC SECONDARY	2	0	141	64	45.4	21	85	43	50.6	74	83	45	54.2
	921142447	7112154	KGAUBOTLHALE SENIOR SECONDARY	2	0	28	8	28.6	5	4	4	100.0	18	7	5	71.4
	921140274	7114109	KGOKARI SECONDARY	2	0	29	14	48.3	1	50	37	74.0	7	39	13	33.3
	921142409	7113110	KGOLODI HIGH	2	0	37	26	70.3	0	34	24	70.6	1	25	7	28.0
	921111474	7143171	KODUPO SECONDARY	2	1	28	19	67.9	10	15	14	93.3	5	5	5	100.0
	921142430	7111162	KOLOBE RAMASOBANA SECONDARY	2	0	29	23	79.3	0	32	28	87.5	1	34	30	88.2
	921250300	7113157	KUBUSHE SECONDARY	2	0	25	16	64.0	0	24	13	54.2	7	29	6	20.7
	906141727	7114111	LAMOLA SENIOR SECONDARY	1	0	27	17	63.0	0	23	10	43.5	9	9	6	66.7
	921120546	7122114	LANGALIBALELE SECONDARY	2	0	80	22	27.5	0	54	27	50.0	14	18	9	50.0
	921120577	7123146	LEKWA SECONDARY	2	0	35	13	37.1	9	39	15	38.5	3	18	17	94.4
	921142393	7114112	LEMETJA SECONDARY	1	0	20	18	90.0	2	26	25	96.2	7	31	29	93.5
	921141833	7111113	LEPHADIMISHA SENIOR SECONDARY	2	0	53	22	41.5	5	67	39	58.2	11	45	29	64.4
	907131973	7134117	LESEDING SECONDARY	2	4	19	11	57.9	29	38	34	89.5	11	30	26	86.7
	906120621	7124150	LETAMONG COMBINED	1	12	29	4	13.8	5	45	5	11.1	103	43	17	39.5
	921111450	7143168	LETUPU SECONDARY	2	13	75	35	46.7	8	48	27	56.3	19	28	28	100.0
	921120959	7122147	M C LANGA SECONDARY	1	0	19	16	84.2	0	17	9	52.9	8	16	12	75.0
	991103205	7142111	MABALANE SELEKA TECHNICAL SCHOOL	5	0	32	18	56.3	7	43	33	76.7	8	44	27	61.4
	909132006	7133104	MABOGOPEDI HIGH	1	27	125	44	35.2	140	43	22	51.2	70	34	12	35.3
	921120690	7123117	MADIKWE SECONDARY	2	0	35	20	57.1	30	16	10	62.5	0	17	12	70.6
	921141994	7113114	MAFASA SECONDARY	2	0	22	20	90.9	0	23	22	95.7	0	22	20	90.9

LIMPOPO																	
District Name	EMIS No	Centre No	Centre Name	Quintile	2015				2016				2017			
					No Progressed	Wrote	Achieved	% Achieved	No Progressed	Wrote	Achieved	% Achieved	No Progressed	Wrote	Achieved	% Achieved
WATERBERG	921110457	7144115	MAJADIBODU SECONDARY	2	26	88	47	53.4	0	96	35	36.5	29	52	29	55.8
	921120751	7122119	MAKGENENE HIGH	1	0	71	48	67.6	1	64	45	70.3	23	69	43	62.3
	906121877	7124118	MAKHUTJISHA SENIOR SECONDARY	2	51	152	107	70.4	117	140	105	75.0	91	56	46	82.1
	920212742	7141106	MALEBO SENIOR SECONDARY	2	0	72	59	81.9	1	52	46	88.5	12	88	63	71.6
	921140564	7111116	MALEMOCHA HIGH	2	0	35	27	77.1	6	18	13	72.2	0	26	9	34.6
	921120782	7122120	MALEYA SECONDARY SCHOOL	2	0	37	26	70.3	2	46	32	69.6	0	40	34	85.0
	921110501	7143117	MANANYE SECONDARY	2	46	96	39	40.6	0	51	33	64.7	11	63	42	66.7
	910130789	7135114	MAOPE SECONDARY	3	113	206	96	46.6	101	143	51	35.7	56	85	48	56.5
	921120836	7123122	MAPANOLLA SECONDARY	1	0	32	25	78.1	0	9	9	100.0	10	33	29	87.9
	921120881	7122123	MASERUNYANE HIGH	2	0	61	24	39.3	4	40	24	60.0	8	40	14	35.0
	921140632	7114118	MASHAMAITE SENIOR SECONDARY	1	0	45	21	46.7	0	47	21	44.7	0	38	17	44.7
	921421027	7114119	MASHOBELA SECONDARY	2	0	35	17	48.6	7	32	17	53.1	1	11	8	72.7
	921141918	7114120	MASHUBASHUBA SECONDARY	2	0	19	3	15.8	11	10	8	80.0	11	8	1	12.5
	921120898	7123124	MASODI SECONDARY	3	0	109	59	54.1	46	72	56	77.8	0	65	57	87.7
	921120911	7122140	MATANTA SECONDARY	2	0	56	35	62.5	2	35	26	74.3	16	37	20	54.1
	921142423	7112121	MATATANE SECONDARY	2	0	31	18	58.1	6	24	9	37.5	1	27	14	51.9
	921142416	7112122	MATHULAMISHA HIGH	2	0	71	21	29.6	5	63	36	57.1	26	39	22	56.4
	921110549	7143167	MATHULASERA SECONDARY	2	13	22	14	63.6	0	25	6	24.0	4	18	7	38.9
	921140731	7112123	MATOPA SENIOR SECONDARY	2	0	60	41	68.3	0	36	30	83.3	19	36	15	41.7
	921110570	7144124	MATSHWARA SECONDARY	2	0	141	71	50.4	0	141	65	46.1	69	67	39	58.2
	921110587	7143164	MATSIABABA SECONDARY	2	28	46	13	28.3	3	13	6	46.2	21	20	7	35.0
	921120935	7123125	MATSIBE HIGH	2	0	33	21	63.6	8	18	17	94.4	17	14	12	85.7
	921140748	7111125	MATSOGELLA SENIOR SECONDARY	2	0	47	34	72.3	1	48	30	62.5	31	45	22	48.9
	921140755	7111152	MAWELE SECONDARY	1	0	38	22	57.9	0	45	19	42.2	3	32	9	28.1
	921110594	7143126	MAZWE SECONDARY	2	20	50	7	14.0	17	42	22	52.4	18	22	6	27.3
	907130833	7134107	MEETSETSHEHLA SECONDARY	2	19	103	82	79.6	2	88	58	65.9	39	50	33	66.0
	921121990	7123126	MMADIKANA SECONDARY	2	0	86	44	51.2	48	55	42	76.4	9	89	60	67.4
	921142515	7113127	MMAMOPI HIGH	1	0	22	11	50.0	0	41	26	63.4	0	25	6	24.0

LIMPOPO																	
District Name	EMIS No	Centre No	Centre Name	Quintile	2015				2016				2017			
					No Progressed	Wrote	Achieved	% Achieved	No Progressed	Wrote	Achieved	% Achieved	No Progressed	Wrote	Achieved	% Achieved
WATERBERG	921120997	7122127	MMANTUTULE SECONDARY	2	0	120	76	63.3	0	146	86	58.9	1	139	76	54.7
	921121006	7122128	MMATEDU SECONDARY	1	0	61	30	49.2	14	43	35	81.4	29	46	18	39.1
	921111634	7144158	MMAY SECONDARY	2	21	41	9	22.0	0	23	19	82.6	0	17	14	82.4
	921121013	7123148	MMOLAWA SECONDARY	1	0	13	12	92.3	0	25	11	44.0	6	13	10	76.9
	907130994	7134113	MOHLAKAMOTALA HIGH	2	0	56	47	83.9	0	63	45	71.4	10	36	29	80.6
	921110679	7144159	MOKONENKWENOKO SECONDARY	2	0	86	37	43.0	0	34	23	67.6	26	27	18	66.7
	991102201	7122903	MOKOTLI - NTLAKANA SECONDARY		0	92	48	52.2	0	73	39	53.4	5	57	29	50.9
	921142362	7112129	MOOKAMEDI SECONDARY	2	0	32	23	71.9	18	22	20	90.9	31	25	23	92.0
	921110709	7144160	MORAKOLO SECONDARY	2	8	60	43	71.7	0	72	39	54.2	17	46	38	82.6
	907131065	7134115	MOSHIA SECONDARY	1	10	28	23	82.1	6	16	10	62.5	9	19	10	52.6
	922250775	7113129	MOTJERE HIGH	2	0	87	48	55.2	17	87	52	59.8	3	58	27	46.6
	921110754	7143130	MOTLHAJWA SECONDARY	2	5	24	19	79.2	0	18	12	66.7	11	29	11	37.9
	991101301	7113168	MOYANENG SECONDARY SCHOOL	2									0	23	9	39.1
	921142379	7113131	MPADI SECONDARY	2	0	26	9	34.6	0	22	9	40.9	5	16	3	18.8
	921111573	7141132	MPEDI HIGH	2	0	50	23	46.0	0	46	21	45.7	7	24	15	62.5
	921110815	7141162	MPHARI SECONDARY	1	0	64	52	81.3	12	29	28	96.6	0	29	27	93.1
	921250782	7113155	MPHOKENG SECONDARY	2	0	59	28	47.5	2	30	22	73.3	10	26	18	69.2
	921121167	7122131	MPHUNYE SENIOR SECONDARY	2	0	79	60	75.9	10	64	53	82.8	21	40	25	62.5
	921121174	7123130	MPIRWABIRWA SEN SECONDARY	1	0	54	31	57.4	0	39	23	59.0	0	28	23	82.1
	921140908	7113134	NAKONKWETLOU SECONDARY	2	0	43	18	41.9	0	30	25	83.3	18	9	9	100.0
	909131164	7133101	NALETSANA PRIMARY	1	20	21	7	33.3	0	7	6	85.7	8	5	2	40.0
	921121204	7125132	NKAKABIDI SECONDARY	2	0	70	29	41.4	24	86	46	53.5	19	85	53	62.4
	921140953	7112135	NKGORU HIGH	2	0	47	26	55.3	6	44	19	43.2	19	25	17	68.0
	921250829	7113133	NKOBO SECONDARY	2	0	37	9	24.3	10	26	8	30.8	0	12	4	33.3
	921140984	7112136	NKUBE SECONDARY	2	0	28	20	71.4	31	19	17	89.5	17	13	10	76.9
	991102503	7125901	NORTH CREST ACADEMY		0	42	36	85.7	0	57	49	86.0	0	37	25	67.6
	910133033	7131118	NORTHAM COMPREHENSIVE SCHOOL	1	126	145	39	26.9	1	34	27	79.4	11	43	19	44.2
	921121198	7121133	NTATA SECONDARY	2	0	53	27	50.9	11	32	24	75.0	9	29	26	89.7
	921142010	7113137	NTHUBA HIGH	2	0	79	59	74.7	40	52	36	69.2	17	30	27	90.0
	921142058	7113138	PALEDI SECONDARY	2	0	36	18	50.0	1	24	20	83.3	0	22	19	86.4
	907131270	7132109	PHAGAMENG HIGH	3	79	199	113	56.8	57	182	95	52.2	19	82	54	65.9
	921141901	7114139	PHAHLAPHAHLA	2	0	22	10	45.5	14	19	13	68.4	11	17	10	58.8

LIMPOPO																	
District Name	EMIS No	Centre No	Centre Name	Quintile	2015				2016				2017			
					No Progressed	Wrote	Achieved	% Achieved	No Progressed	Wrote	Achieved	% Achieved	No Progressed	Wrote	Achieved	% Achieved
WATERBERG	991102203	7122148	PHALADINGOE TECHNICAL HIGH SCHOOL	2	0	33	30	90.9	1	56	48	85.7	26	43	41	95.3
	908110860	7142110	PHEGELELO HIGH SCHOOL	1	0	73	31	42.5	31	15	10	66.7	7	10	9	90.0
	921142119	7113141	PIRWANA SECONDARY	2	0	27	22	81.5	11	34	29	85.3	5	17	11	64.7
	921142706	7113140	PT MATLALA SECONDARY	2	0	28	28	100.0	5	20	18	90.0	1	24	23	95.8
	908111535	7144170	RABODITSE SECONDARY	2	8	20	7	35.0	0	8	2	25.0	11	7	1	14.3
	921111436	7143172	RADINONG SECONDARY	2	52	61	19	31.1	37	37	28	75.7	14	31	24	77.4
	910131348	7135106	RAELENG SECONDARY SCHOOL	3	0	21	15	71.4	35	76	18	23.7	37	39	28	71.8
	921141079	7112142	RAKUDUBANE SECONDARY	1	0	37	7	18.9	7	53	6	11.3	11	25	6	24.0
	921142355	7113143	RALELEDU SENIOR SECONDARY	2	0	63	35	55.6	0	71	48	67.6	1	42	20	47.6
	921121327	7123135	RAMOGABUDI SECONDARY	2	0	59	59	100.0	0	75	71	94.7	0	76	65	85.5
	921141116	7112155	RAMOLLWANE SENIOR SECONDARY	2	0	46	29	63.0	0	33	21	63.6	6	37	12	32.4
	921111443	7143173	RASERITE SECONDARY	2	17	47	32	68.1	0	42	24	57.1	44	22	18	81.8
	906121822	7124149	ROEDTAN COMBINED	2	1	7	7	100.0	1	15	4	26.7	16	10	4	40.0
	921142195	7114164	SEGOBOKO SECONDARY	1	0	21	18	85.7	7	23	17	73.9	25	26	18	69.2
	921121389	7122136	SEKOBA SECONDARY	2	0	55	16	29.1	0	51	27	52.9	29	40	25	62.5
	921142773	7112144	SENWANE SECONDARY	1	0	37	7	18.9	8	15	9	60.0	3	14	5	35.7
	921111054	7144145	SEOKETSENG SECONDARY	2	9	40	31	77.5	0	9	9	100.0	42	7	5	71.4
	921111061	7141146	SEPHUTHI SENIOR SECONDARY	2	0	58	51	87.9	19	70	58	82.9	0	41	36	87.8
	921142522	7111165	SEREMA HIGH	2	0	78	39	50.0	0	44	23	52.3	0	18	15	83.3
	921121402	7122137	SERITARITA SECONDARY	2	0	126	88	69.8	0	81	63	77.8	33	75	60	80.0
	921141734	7112147	SESHOATLHA SENIOR SECONDARY	2	0	50	27	54.0	21	67	25	37.3	22	29	24	82.8
	921142188	7114148	SESHOKA SENIOR SECONDARY	1	0	25	23	92.0	7	15	11	73.3	0	12	3	25.0
	921111078	7144169	SETHULA SECONDARY	2	0	14	1	7.1	12	17	5	29.4	1	8	4	50.0
	910131560	7132111	SETTLERS AGRICULTURAL HIGH	5	2	106	96	90.6	5	87	81	93.1	1	72	64	88.9
	921142072	7113149	SEWELABATHO COMMERCIAL HIGH	2	0	17	7	41.2	3	18	4	22.2	6	10	4	40.0
	921141284	7111150	SIYAKHELENI SECONDARY	1	0	32	7	21.9	19	18	6	33.3	5	23	11	47.8
	991104200	7132115	SOLOMON MAHLANGU SECONDARY SCHOOL	3	57	88	33	37.5	7	97	37	38.1	30	85	31	36.5

LIMPOPO																	
District Name	EMIS No	Centre No	Centre Name	Quintile	2015				2016				2017			
					No Progressed	Wrote	Achieved	% Achieved	No Progressed	Wrote	Achieved	% Achieved	No Progressed	Wrote	Achieved	% Achieved
WATERBERG	921121433	7121138	SOMAVUGHA SECONDARY	2	0	63	49	77.8	68	54	50	92.6	6	30	28	93.3
	921121976	7125151	STERKRIVIER COMBINED SCHOOL	1	0	16	12	75.0	0	21	9	42.9	5	20	8	40.0
	921121464	7123139	TETEMA SECONDARY	3	0	27	19	70.4	0	27	20	74.1	1	32	23	71.9
	921111115	7144161	THABANG SECONDARY	2	4	14	8	57.1	14	7	4	57.1	7	9	8	88.9
	909131699	7131119	THEKGANANG HIGH	1					17	13	13	100.0	7	15	15	100.0
	906111559	7142112	TIELELO SECONDARY SCHOOL	1	0	69	61	88.4	9	111	78	70.3	78	76	50	65.8
	921121471	7122142	TJITJILA SECONDARY	2	0	63	40	63.5	0	87	36	41.4	12	50	30	60.0
	921141321	7114151	TLOU MATLALA SECONDARY	2	0	28	16	57.1	2	23	9	39.1	18	27	14	51.9
	922251984	7113166	TSHEBEDI JUNIOR SECONDARY	2	0	17	4	23.5	1	24	8	33.3	5	10	3	30.0
	906111788	7143174	TSHIRELETSO SECONDARY	2	12	52	19	36.5	14	30	21	70.0	11	22	19	86.4
	910131775	7132113	ULANDO COMBINED	1	22	48	17	35.4	3	24	9	37.5	4	17	5	29.4
	981104502	7135115	VINGERKRAAL SECONDARY SCHOOL	1	2	21	15	71.4	7	12	10	83.3	8	10	9	90.0
	906121549	7125143	WATERBERG HIGH	5	0	109	108	99.1	0	117	117	100.0	6	120	117	97.5
	906121556	7125144	WEENEN COMBINED	1	0	23	16	69.6	0	23	17	73.9	0	22	9	40.9

Mpumalanga

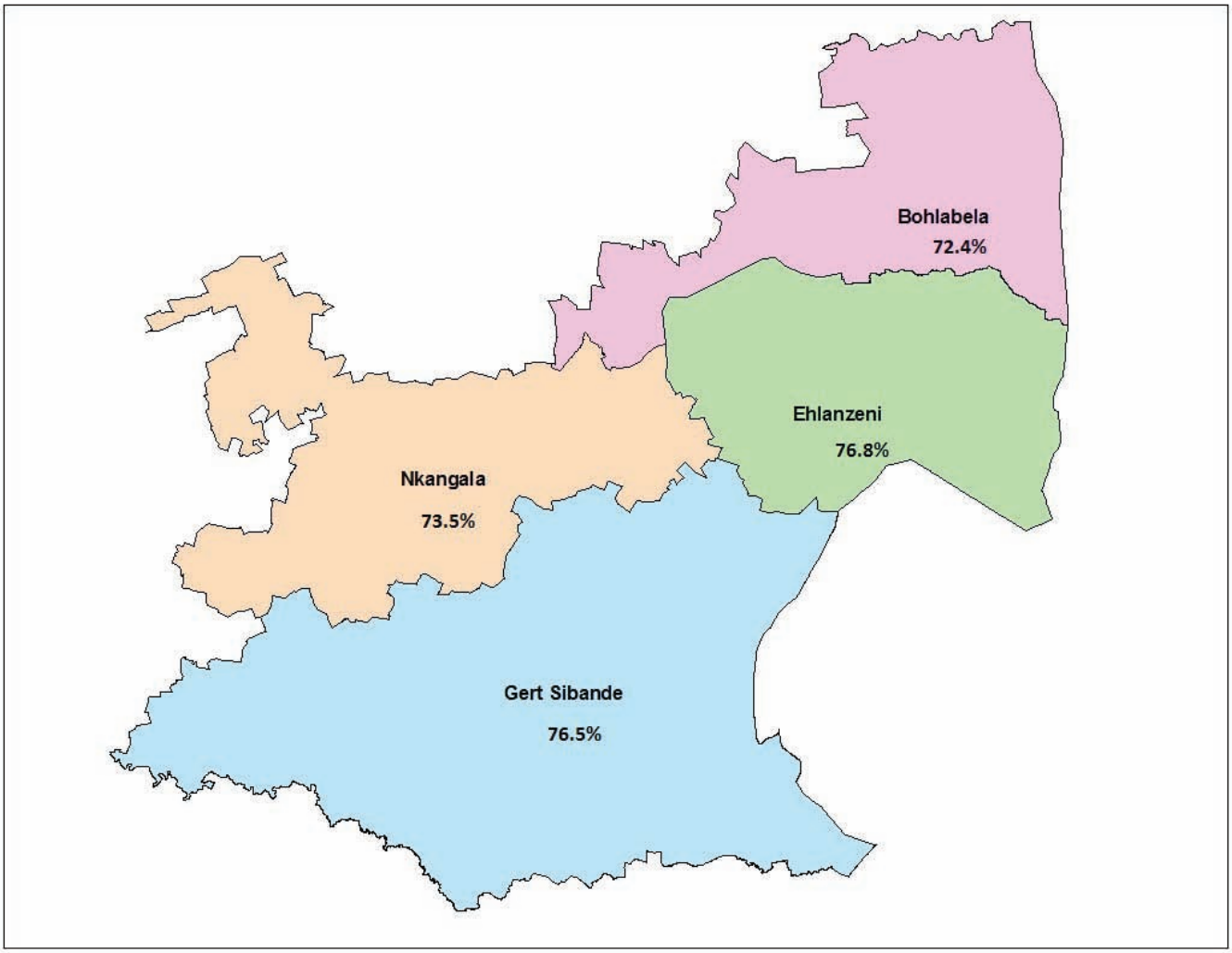

MPUMALANGA																	
District Name	EMIS No	Centre No	Centre Name	Quintile	2015				2016				2017			
					No Progressed	Wrote	Achieved	% Achieved	No Progressed	Wrote	Achieved	% Achieved	No Progressed	Wrote	Achieved	% Achieved
BOHLABELA DISTRICT	800034962	6415792	ACORNHOEK ACADEMY SCHOOL		0	145	113	77.9	1	116	94	81.0	0	148	89	60.1
	800035522	6415794	ACORN-OAKS COMPREHENSIVE HIGH SCHOOL	1					0	66	52	78.8	0	72	46	63.9
	800034879	6415508	ALFRED MATSHINE COMMERCIAL SCHOOL	1	0	128	81	63.3	21	172	93	54.1	28	130	68	52.3
	800034907	6415602	BABINATAU SENIOR SECONDARY SCHOOL	1	0	23	16	69.6	1	12	8	66.7	0	25	10	40.0
	800035049	6436510	BAKUTSWE HIGH SCHOOL	1	0	46	43	93.5	21	30	30	100.0	18	38	33	86.8
	800034880	6415509	BEN MATLOSHE HIGH SCHOOL	1	0	20	20	100.0	25	68	58	85.3	9	34	26	76.5
	800034881	6415506	BEN W MASHEGO SECONDARY SCHOOL	1	26	27	26	96.3	7	48	23	47.9	0	47	14	29.8
	800035148	6426302	BOMBANI SENIOR SECONDARY SCHOOL	1	0	82	70	85.4	23	92	65	70.7	47	87	60	69.0
	800035180	6436701	BONDZENI HIGH SCHOOL	1	0	41	33	80.5	23	74	55	74.3	24	58	40	69.0
	800035181	6436709	BUNNY KHOSA HIGH SCHOOL	1	0	124	93	75.0	24	159	73	45.9	19	126	66	52.4
	800035079	6426101	BUSHBUCKRIDGE SECONDARY SCHOOL	1	0	133	97	72.9	29	128	90	70.3	0	168	101	60.1
	800035091	6436603	CHAYAZA SECONDARY SCHOOL	1	0	172	116	67.4	5	193	132	68.4	8	210	125	59.5
	800035021	6415802	DAYIMANI HIGH SCHOOL	1	0	78	78	100.0	8	72	69	95.8	8	74	74	100.0
	800035121	6426204	DITAU SECONDARY SCHOOL	2	0	96	37	38.5	10	164	80	48.8	35	100	45	45.0
	800035082	6426104	DIWITI SECONDARY SCHOOL	1	6	24	5	20.8	25	21	13	61.9	20	13	13	100.0
	800035022	6415803	DLUMANA HIGH SCHOOL	1	0	51	29	56.9	2	50	50	100.0	0	101	95	94.1
	800035092	6436601	DUMISANI HIGH SCHOOL	1	0	138	117	84.8	80	204	105	51.5	34	230	170	73.9
	800035150	6426310	DUMPHIES COMBINED SCHOOL	1	0	57	44	77.2	14	49	45	91.8	10	65	42	64.6
	800035122	6426207	E S MALELE SECONDARY SCHOOL	1	0	22	10	45.5	4	22	10	45.5	0	18	11	61.1
	800035151	6426312	ERIC NXUMALO HIGH SCHOOL	1	0	160	104	65.0	4	184	97	52.7	26	132	105	79.5
	800035023	6415801	FRANK MAGHINYANA HIGH SCHOOL	1	1	155	139	89.7	0	115	82	71.3	19	141	105	74.5
	800034939	6426007	FREDDY SITHOLE HIGH SCHOOL	1	12	146	126	86.3	1	148	139	93.9	34	103	73	70.9
	800034966	6415704	GERMANS CHILOANE HIGH SCHOOL	1	79	147	50	34.0	0	87	47	54.0	17	72	47	65.3

MPUMALANGA																	
District Name	EMIS No	Centre No	Centre Name	Quintile	2015				2016				2017			
					No Progressed	Wrote	Achieved	% Achieved	No Progressed	Wrote	Achieved	% Achieved	No Progressed	Wrote	Achieved	% Achieved
BOHLABELA DISTRICT	800035093	6436609	GEZINGQONDO SECONDARY SCHOOL	1	0	41	28	68.3	22	45	40	88.9	15	33	25	75.8
	800035154	6426309	GODIDE HIGH SCHOOL	1	14	64	39	60.9	24	54	51	94.4	0	64	51	79.7
	800035053	6436509	HALEMELA SECONDARY SCHOOL	1	0	13	13	100.0	8	16	13	81.3	10	27	9	33.3
	800035189	6436708	HLOMANI SECONDARY SCHOOL	1	5	121	97	80.2	26	155	112	72.3	43	107	99	92.5
	800028597	6436810	HLONG SECONDARY SCHOOL	2	0	51	42	82.4	22	52	45	86.5	35	53	44	83.0
	800034993	6436408	HOBO SECONDARY SCHOOL	1	0	36	21	58.3	13	29	22	75.9	5	22	12	54.5
	800035460	6415793	HOEDSPRUIT INDEPENDENT COLLEGE		0	52	43	82.7	2	48	38	79.2	4	51	35	68.6
	800005868	6436902	HOERSKOOL LYDENBURG	5	0	176	176	100.0	5	182	182	100.0	0	176	175	99.4
	800005975	6436808	HOERSKOOL SYBRAND VAN NIEKERK	5	0	112	112	100.0	4	118	117	99.2	1	99	97	98.0
	800034995	6436407	HOYOHOYO SENIOR SECONDARY SCHOOL	2	0	45	33	73.3	10	72	41	56.9	11	49	32	65.3
	800035191	6436707	IAN MACKENZI HIGH SCHOOL	1	0	61	38	62.3	0	75	41	54.7	0	70	32	45.7
	800034996	6436406	JAMES KHOSA SENIOR SECONDARY SCHOOL	2	0	44	34	77.3	0	81	39	48.1	54	48	42	87.5
	800034857	6415491	JUBILEE ENGLISH MEDIUM SCHOOL		3	10	5	50.0	0	11	3	27.3	0	17	6	35.3
	800028605	6436802	KADISHI SECONDARY SCHOOL	2	0	49	38	77.6	18	33	31	93.9	14	46	38	82.6
	800034885	6415502	KELEDI SENIOR SECONDARY SCHOOL	1	69	69	42	60.9	45	75	25	33.3	38	33	19	57.6
	800035316	6436792	KHAYIMANI INDEPENDENT COLLEGE		10	32	25	78.1	17	35	24	68.6	1	45	24	53.3
	800034941	6426009	KUFAKWEZWE SECONDARY SCHOOL	1	0	43	39	90.7	3	68	57	83.8	24	46	38	82.6
	800035057	6436508	L M MOKOENA HIGH SCHOOL	2	0	66	60	90.9	31	77	69	89.6	19	41	36	87.8
	800035058	6436507	LAMULELANI HIGH SCHOOL	2	0	22	19	86.4	18	45	31	68.9	24	19	18	94.7
	800034831	6425908	LANGA SECONDARY SCHOOL	1	14	83	77	92.8	5	105	91	86.7	9	104	72	69.2
	800035125	6426206	LEHLASEDI HIGH SCHOOL	1	6	257	205	79.8	11	239	140	58.6	33	295	162	54.9
	800034859	6415401	LEKETE HIGH SCHOOL	1	24	124	100	80.6	20	137	131	95.6	8	83	70	84.3
	800034860	6415402	LETHIPELE SENIOR SECONDARY SCHOOL	1	0	43	32	74.4	6	58	31	53.4	18	39	20	51.3
	800035127	6426202	LETSHELE SENIOR SECONDARY SCHOOL	1	8	143	115	80.4	22	168	92	54.8	22	141	107	75.9

MPUMALANGA																	
District Name	EMIS No	Centre No	Centre Name	Quintile	2015				2016				2017				
					No Progressed	Wrote	Achieved	% Achieved	No Progressed	Wrote	Achieved	% Achieved	No Progressed	Wrote	Achieved	% Achieved	
BOHLABELA DISTRICT	800028613	6436809	LM KGANANE SECONDARY SCHOOL	1	20	92	69	75.0	22	82	75	91.5	22	81	72	88.9	
	800035195	6436706	LUKA HIGH SCHOOL	1	1	75	64	85.3	0	86	74	86.0	3	116	71	61.2	
	800035098	6436608	M L NKUNA HIGH SCHOOL	1	0	183	147	80.3	24	155	103	66.5	54	189	108	57.1	
	800034861	6415403	MAAKERE HIGH SCHOOL	1	53	100	23	23.0	32	46	16	34.8	16	51	26	51.0	
	800035196	6436705	MABARHULE HIGH SCHOOL	1	4	150	126	84.0	19	119	98	82.4	19	103	78	75.7	
	800034832	6425902	MACHAYE SENIOR SECONDARY SCHOOL	1	0	39	26	66.7	17	82	59	72.0	4	53	32	60.4	
	800035197	6436704	MADIBA HIGH SCHOOL	1	0	89	63	70.8	0	81	68	84.0	0	102	42	41.2	
	800034915	6415603	MADIZI SECONDARY SCHOOL	1	0	76	68	89.5	0	76	53	69.7	0	67	52	77.6	
	800035198	6436703	MADLALA HIGH SCHOOL	1	1	153	124	81.0	24	136	87	64.0	36	120	90	75.0	
	800035099	6436607	MADZUMA HIGH SCHOOL	1	0	71	46	64.8	6	60	27	45.0	5	44	38	86.4	
	800035157	6426305	MAFEMANI NXUMALO SECONDARY SCHOOL	1	0	128	119	93.0	29	170	160	94.1	41	217	186	85.7	
	800035083	6426103	MAGABOTSE SECONDARY SCHOOL	1	4	66	46	69.7	26	77	50	64.9	15	112	69	61.6	
	800035158	6426308	MAGIGWANA SECONDARY SCHOOL	1	0	203	193	95.1	1	266	231	86.8	39	239	237	99.2	
	800034971	6415706	MAGWAGWAZA SECONDARY SCHOOL	1	0	113	99	87.6	17	76	56	73.7	65	70	39	55.7	
	800034972	6415701	MAHASHE SECONDARY SCHOOL	1	0	84	76	90.5	0	90	79	87.8	0	100	85	85.0	
	800035027	6415809	MAHLALE HIGH SCHOOL	1	0	124	108	87.1	45	151	134	88.7	0	172	141	82.0	
	800035160	6426307	MAHUVO SECONDARY SCHOOL	1	56	56	45	80.4	5	87	51	58.6	18	55	36	65.5	
	800034892	6415501	MAKATA HIGH SCHOOL	1	0	35	31	88.6	0	57	27	47.4	10	30	14	46.7	
	800035100	6436606	MAKHOSANA MANZINI HIGH SCHOOL	1	0	183	151	82.5	27	123	99	80.5	39	112	93	83.0	
	800028621	6436805	MAKUKE SECONDARY SCHOOL	2	7	50	31	62.0	5	44	30	68.2	13	50	30	60.0	
	800035161	6426306	MALAMULE HIGH SCHOOL	1	24	81	52	64.2	15	74	29	39.2	35	37	33	89.2	
	800035063	6436506	MALAVUTELA SECONDARY SCHOOL	2	0	40	34	85.0	10	48	42	87.5	26	32	25	78.1	
	800035101	6436605	MANDONDO HIGH SCHOOL	1	20	133	92	69.2	31	209	105	50.2	20	141	55	39.0	
	800034834	6425901	MANUKUSE HIGH SCHOOL	1	0	129	90	69.8	3	113	79	69.9	1	156	93	59.6	
	800035031	6415808	MANYANGANA HIGH SCHOOL	1	0	103	88	85.4	16	98	96	98.0	28	91	91	100.0	

MPUMALANGA																	
District Name	EMIS No	Centre No	Centre Name	Quintile	2015				2016				2017			
					No Progressed	Wrote	Achieved	% Achieved	No Progressed	Wrote	Achieved	% Achieved	No Progressed	Wrote	Achieved	% Achieved
BOHLABELA DISTRICT	800034976	6415702	MAPHUTHADITSHABA SECONDARY SCHOOL	1	0	40	39	97.5	8	90	73	81.1	0	97	55	56.7
	800035065	6426107	MARCIA MOKOENA SECONDARY SCHOOL	1	0	16	15	93.8	14	46	27	58.7	0	53	26	49.1
	800034865	6415404	MARIPE SENIOR SECONDARY SCHOOL	1	0	83	68	81.9	55	139	54	38.8	34	90	57	63.3
	800034943	6426006	MASANA SECONDARY SCHOOL	2	0	153	146	95.4	33	214	192	89.7	3	183	164	89.6
	800012898	6436903	MASHISHING SECONDARY SCHOOL	3	0	138	104	75.4	66	154	135	87.7	21	168	134	79.8
	800034944	6426108	MASILELA SECONDARY SCHOOL	1	0	104	19	18.3	20	100	46	46.0	15	66	56	84.8
	800034917	6415604	MASINGITANA SECONDARY SCHOOL	1	0	73	65	89.0	36	89	71	79.8	10	86	57	66.3
	800035005	6436405	MATHIBELA HIGH SCHOO~L	2	0	53	40	75.5	4	72	38	52.8	33	90	26	28.9
	800035067	6436504	MATHIPE HIGH SCHOOL	2	0	38	32	84.2	17	72	35	48.6	51	22	11	50.0
	800034896	6415507	MATHUKWANE SECONDARY SCHOOL	1	31	32	8	25.0	9	31	6	19.4	1	34	8	23.5
	800034837	6425903	MAWEWE HIGH SCHOOL	1	0	78	66	84.6	0	76	66	86.8	8	67	49	73.1
	800035106	6436604	MBHANDULE SECONDARY SCHOOL	1	4	21	17	81.0	3	21	16	76.2	8	54	14	25.9
	800035006	6436404	MCHAKA HIGH SCHOOL	1	0	43	30	69.8	37	39	29	74.4	5	49	21	42.9
	800035034	6415807	MDLULI HIGH SCHOOL	1	2	147	136	92.5	2	185	171	92.4	16	175	123	70.3
	800013995	6436801	MEMEZILE SECONDARY SCHOOL	1	7	46	44	95.7	7	50	27	54.0	14	19	15	78.9
	800034919	6415609	MHLANGANA SECONDARY SCHOOL	1	0	61	59	96.7	0	96	90	93.8	0	84	71	84.5
	800035108	6436602	MKHUKHUMBA SECONDARY SCHOOL	1	23	40	37	92.5	12	57	44	77.2	32	35	22	62.9
	800034947	6426005	MKHWEYANTABA HIGH SCHOOL	1	0	75	58	77.3	32	139	71	51.1	46	100	69	69.0
	800035069	6426106	MMABATHO MOKOENA SECONDARY SCHOOL	1	4	32	27	84.4	4	24	21	87.5	13	17	11	64.7
	800035133	6426201	MMASEKOBE SECONDARY SCHOOL	1	0	33	11	33.3	15	29	20	69.0	10	32	20	62.5
	800035008	6436403	MOGOROSHI SECONDARY SCHOOL	2	0	100	49	49.0	6	74	49	66.2	11	49	27	55.1
	800034869	6415407	Moholoholo High School	1	6	34	27	79.4	10	46	36	78.3	11	53	46	86.8
	800035407	6426010	MONAREDIRA PRIVATE COLLEGE		0	126	101	80.2	0	171	133	77.8	7	251	174	69.3
	800034921	6415605	MOSES MNISI HIGH SCHOOL	1	0	121	119	98.3	0	158	158	100.0	0	148	147	99.3
	800034900	6415505	MOSETERATA SECONDARY SCHOOL	1	62	67	39	58.2	0	34	20	58.8	0	25	6	24.0

MPUMALANGA																	
District Name	EMIS No	Centre No	Centre Name	Quintile	2015				2016				2017			
					No Progressed	Wrote	Achieved	% Achieved	No Progressed	Wrote	Achieved	% Achieved	No Progressed	Wrote	Achieved	% Achieved
BOHLABELA DISTRICT	800034901	6415504	MOSIPA SECONDARY SCHOOL	1	0	107	91	85.0	35	89	77	86.5	31	76	46	60.5
	800035037	6415806	MUGENA HIGH SCHOOL	1	18	242	165	68.2	0	246	208	84.6	40	189	182	96.3
	800034950	6426004	MZANGEDWA SECONDARY SCHOOL	1	0	70	37	52.9	10	51	35	68.6	26	45	30	66.7
	800034839	6425904	MZILA SECONDARY SCHOOL	1	0	59	56	94.9	3	38	36	94.7	13	63	42	66.7
	800035167	6426301	MZIMBA SECONDARY SCHOOL	1	0	51	47	92.2	10	92	84	91.3	0	128	109	85.2
	800034873	6415405	N P MATHABELA SECONDARY SCHOOL	1	13	42	32	76.2	26	56	23	41.1	7	76	55	72.4
	800034951	6426001	NDLAMAKHOSI SECONDARY SCHOOL	1	0	57	43	75.4	11	82	58	70.7	28	48	29	60.4
	800035163	6426303	NGHUNGHUNYANA SECONDARY SCHOOL	1	0	37	36	97.3	7	41	32	78.0	46	19	16	84.2
	800035086	6426102	NGWARITSANE SECONDARY SCHOOL	1	16	176	70	39.8	32	144	67	46.5	54	52	38	73.1
	800034981	6415703	NKOTOBONA HIGH SCHOOL	1	8	63	32	50.8	2	70	44	62.9	17	34	34	100.0
	800034842	6425905	NYAMANDE HIGH SCHOOL	1	0	34	30	88.2	20	51	42	82.4	1	48	35	72.9
	800035041	6415805	NYAMAZANE SCHOOL	1	0	118	75	63.6	2	105	88	83.8	31	73	49	67.1
	800035169	6426311	ORHOVELANI HIGH SCHOOL	2	0	403	306	75.9	39	349	162	46.4	82	233	192	82.4
	800032631	6436804	PANORAMA SECONDARY SCHOOL	4	0	22	16	72.7	1	11	10	90.9	0	23	21	91.3
	800034926	6415601	PHENDULANE SECONDARY SCHOOL	1	26	129	66	51.2	0	120	86	71.7	0	130	77	59.2
	800035209	6436702	PHULANI HIGH SCHOOL	1	0	58	30	51.7	0	78	45	57.7	31	63	37	58.7
	800028654	6436806	PILGRIMS REST CITY SECONDARY	2	8	20	18	90.0	11	30	24	80.0	7	18	16	88.9
	800034875	6415406	PULEDI SECONDARY SCHOOL	1	0	54	40	74.1	0	79	52	65.8	11	72	57	79.2
	800034954	6426003	QOKISO SENOIR SECONDARY SCHOOL	1	0	114	66	57.9	30	74	42	56.8	40	73	61	83.6
	800034903	6415503	RETI SECONDARY SCHOOL	1	0	41	24	58.5	21	127	58	45.7	0	77	41	53.2
	800035073	6436502	RINDZANI SENIOR SECONDARY SCHOOL	2	0	48	46	95.8	28	78	56	71.8	28	42	37	88.1
	800034929	6415606	SEHLAKABJE HIGH SCHOOL	1	0	35	28	80.0	5	37	26	70.3	3	50	29	58.0
	800035143	6426203	SEKHUKHUSA SENIOR SCHOOL	1	1	56	52	92.9	11	50	47	94.0	12	55	45	81.8
	800028639	6436807	SEKWAI SECONDARY SCHOOL	2	41	67	49	73.1	26	55	40	72.7	38	30	28	93.3

MPUMALANGA																	
District Name	EMIS No	Centre No	Centre Name	Quintile	2015				2016				2017			
					No Progressed	Wrote	Achieved	% Achieved	No Progressed	Wrote	Achieved	% Achieved	No Progressed	Wrote	Achieved	% Achieved
BOHLABELA DISTRICT	800035144	6426205	SERISHA SECONDARY SCHOOL	2	0	18	18	100.0	1	27	23	85.2	3	16	14	87.5
	800035017	6436402	SHANKE SENIOR SECONDARY SCHOOL	2	0	88	80	90.9	90	145	97	66.9	44	130	80	61.5
	800034985	6415705	SHOBIYANA SENIOR SECONDARY SCHOOL	1	2	129	97	75.2	10	126	120	95.2	0	325	283	87.1
	800034957	6426011	SIBOYIYE COMBINED SCHOOL	1	0	34	22	64.7	2	34	29	85.3	0	40	26	65.0
	800035076	6436501	SKAPANDODA MASHABIYA SECONDARY SCHOOL	2	0	35	30	85.7	21	30	26	86.7	18	42	36	85.7
	800001164	6436901	SKHILA SECONDARY SCHOOL	2	0	45	45	100.0	41	54	52	96.3	0	83	70	84.3
	800035045	6415804	SOKISI HIGH SCHOOL	1	0	84	80	95.2	31	56	54	96.4	47	69	67	97.1
	800034959	6426008	SOSHANGANE HIGH SCHOOL	1	0	89	80	89.9	41	94	70	74.5	8	118	59	50.0
	800035508	6415510	ST GEORGE HIGH SCHOOL		0	21	17	81.0	0	15	15	100.0	0	21	19	90.5
	800035018	6436401	TAMAJANE SENIOR SECONDARY SCHOOL	2	1	56	42	75.0	9	27	24	88.9	16	48	33	68.8
	800034932	6415607	THEPANG CHILOANE SECONDARY SCHOOL	1	0	58	43	74.1	7	51	33	64.7	19	48	32	66.7
	800034933	6415608	TLADISHI HIGH SCHOOL	1	0	44	38	86.4	41	140	113	80.7	9	109	75	68.8
	800035635	6415810	TLHAVEKISA SECONDARY SCHOOL	1	0	53	48	90.6	14	106	91	85.8	24	96	86	89.6
	800035684	6426109	WEM BUSHBUCKRIDGE		0	43	32	74.4	12	64	62	96.9	4	70	67	95.7
	800035119	6436691	WEM MKHUHLU School		0	52	50	96.2	0	79	63	79.7	0	112	98	87.5
	800034988	6415791	WEM SCHOOL - ACCORNHOEK		0	26	26	100.0	0	40	38	95.0	0	46	41	89.1
	800034848	6425906	XANTHIA HIGH School	1	44	70	61	87.1	0	46	46	100.0	13	41	34	82.9
	800034849	6425907	XIMOYI KHOSA High School	1	0	133	129	97.0	8	59	57	96.6	18	91	85	93.4
EHLANZENI DISTRICT	800030452	6241992	Acek Academy		7	141	109	77.3	53	126	104	82.5	14	113	81	71.7
	800035502	6283190	ADVISORY PROGRESSIVE COLLEGE		0	42	37	88.1	1	69	62	89.9	0	43	31	72.1
	800034815	6242392	Angels Park Academy		0	56	38	67.9	5	68	37	54.4	1	67	36	53.7
	800000653	6282902	Barberton Combined School	4	2	48	45	93.8	7	51	44	86.3	11	76	49	64.5
	800035518	6262692	BEACON COLLEGE		0	81	75	92.6	7	81	68	84.0	4	89	82	92.1
	800001065	6242204	Bhekiswako Secondary School	1	0	123	90	73.2	70	136	103	75.7	63	118	42	35.6
	800001404	6283007	Bonginhlanhla Secondary School	2	10	129	63	48.8	19	129	49	38.0	37	61	36	59.0
	800001875	6262408	Camalaza Secondary School	1	7	98	87	88.8	85	111	87	78.4	23	103	73	70.9

MPUMALANGA																	
District Name	EMIS No	Centre No	Centre Name	Quintile	2015				2016				2017			
					No Progressed	Wrote	Achieved	% Achieved	No Progressed	Wrote	Achieved	% Achieved	No Progressed	Wrote	Achieved	% Achieved
EHLANZENI DISTRICT	800030338	6283191	Cefups Academy		0	147	112	76.2	5	104	76	73.1	2	82	66	80.5
	800002063	6283002	Chief Charles Secondary School	1	21	74	27	36.5	47	79	41	51.9	26	50	31	62.0
	800034505	6282903	Chief Funwako Secondary School	2	0	99	69	69.7	36	116	69	59.5	41	43	28	65.1
	800002303	6283102	Cyril Clarke Secondary School	2	6	81	75	92.6	15	124	114	91.9	25	77	67	87.0
	800029322	6262809	DD Mabuza Comprehensive School	1	0	99	80	80.8	9	115	86	74.8	9	87	64	73.6
	800002758	6262802	Dlamadoda Secondary School	1	0	101	96	95.0	45	79	70	88.6	2	59	57	96.6
	800002824	6262405	Driekoppies Combined School	1	0	153	142	92.8	11	160	141	88.1	12	149	137	91.9
	800035511	6283197	EDGEVIEW ACADEMY		2	37	33	89.2	10	49	41	83.7	3	50	48	96.0
	800003178	6283305	Ej Singwane Secondary School	2	30	159	85	53.5	34	124	45	36.3	24	127	37	29.1
	800035463	6242294	ELEPHANT PRIVATE SCHOOL		5	68	38	55.9	3	55	34	61.8	10	42	11	26.2
	800003574	6282901	Emjindini Secondary School	3	39	211	147	69.7	60	149	121	81.2	136	163	84	51.5
	800002949	6241901	FUNDINJOBO SECONDARY SCHOOL	2	24	147	132	89.8	81	138	110	79.7	71	99	71	71.7
	800004424	6262801	Gebhuza Secondary School	1	0	133	115	86.5	19	136	98	72.1	19	56	56	100.0
	800004432	6283301	Gedlembane Secondary School	2	18	68	59	86.8	99	66	60	90.9	144	82	42	51.2
	800004861	6241904	Guduza Secondary School	2	9	96	79	82.3	39	97	93	95.9	69	84	76	90.5
	800029173	6242210	Hazyview Comprehensive School	2	12	115	95	82.6	10	102	84	82.4	12	109	86	78.9
	800035501	6242295	HAZYVIEW PRIVATE COLLEGE		0	39	27	69.2	4	39	38	97.4	11	42	42	100.0
		6242297	HEROES ACADEMY						0	35	30	85.7	0	49	26	53.1
	800003921	6283303	Hillaria Mthethwa Secondary School	2	0	121	94	77.7	69	185	124	67.0	34	105	78	74.3
	800005314	6242302	Hlanganani Secondary School	2	0	67	64	95.5	47	50	46	92.0	36	55	49	89.1
	800005710	6282904	Hoerskool Barberton	5	0	124	121	97.6	1	130	125	96.2	0	105	95	90.5
	800005744	6283103	Hoerskool Bergvlam	5	0	186	186	100.0	0	189	188	99.5	0	197	195	99.0
	800005884	6283101	Hoerskool Nelspruit	5	0	251	251	100.0	0	229	229	100.0	0	231	231	100.0
	800005934	6242308	Hoerskool Rob Ferreira	5	6	133	132	99.2	1	131	130	99.2	1	134	132	98.5
	800032870	6262811	Idlangemabala Secondary School	1	0	170	102	60.0	65	181	137	75.7	89	70	63	90.0
	800006411	6262807	Inkomazi Secondary School	2	12	196	182	92.9	54	245	189	77.1	10	122	98	80.3

MPUMALANGA																	
District Name	EMIS No	Centre No	Centre Name	Quintile	2015				2016				2017			
					No Progressed	Wrote	Achieved	% Achieved	No Progressed	Wrote	Achieved	% Achieved	No Progressed	Wrote	Achieved	% Achieved
EHLANZENI DISTRICT	800006478	6242205	Inkunzi Secondary School	2	0	150	132	88.0	9	185	130	70.3	19	112	71	63.4
	800006957	6242301	Jacob Mdluli Secondary School	2	6	66	52	78.8	18	59	49	83.1	56	58	36	62.1
	800007039	6247004	JERUSALEM SECONDARY SCHOOL	2	5	69	61	88.4	35	90	73	81.1	42	95	65	68.4
	800034157	6262409	Joseph Matsebula School	1	4	95	93	97.9	36	103	88	85.4	15	115	101	87.8
	800007336	6282905	Kamhola Secondary School	3	70	226	130	57.5	72	149	107	71.8	6	112	87	77.7
	800007575	6283004	Khaliphani Secondary School	3	0	163	129	79.1	33	114	98	86.0	18	127	104	81.9
	800007633	6247002	KHANYISANI SECONDARY	2	0	119	103	86.6	25	100	88	88.0	12	112	96	85.7
	800002774	6242206	Khetsalwati Secondary School	1	16	104	73	70.2	17	146	83	56.8	54	109	82	75.2
	800007781	6262701	Khula Secondary School	2	15	168	149	88.7	57	136	124	91.2	47	145	119	82.1
	800007872	6242303	Khumbula Secondary School	2	0	69	65	94.2	17	87	59	67.8	21	39	32	82.1
	800008607	6241908	Khutsalani Secondary School	3	0	216	212	98.1	12	144	127	88.2	2	200	178	89.0
	800009316	6262707	KOMATIPOORT AKADEMIE	5	0	40	38	95.0	0	30	28	93.3	0	33	31	93.9
	800029942	6242391	Laeveld Akademie		0	2	2	100.0	0	3	3	100.0	0	7	7	100.0
	800009795	6262702	Lambalati Secondary School	1	13	209	154	73.7	121	144	92	63.9	39	111	79	71.2
	800010124	6283001	Lekazi Secondary School	2	3	214	158	73.8	0	144	115	79.9	33	150	99	66.0
	800010413	6283304	Lihawu Secondary School	2	5	172	138	80.2	56	143	104	72.7	41	169	86	50.9
	800003038	6262502	Lomahasha Secondary School	1	0	78	73	93.6	22	94	70	74.5	22	71	60	84.5
	800030635	6283203	Louieville Combined School	1	5	49	38	77.6	24	40	21	52.5	26	38	33	86.8
	800010710	6262403	Lovunywa Secondary School	1	22	196	165	84.2	73	183	147	80.3	79	182	148	81.3
	800010736	6283105	Lowveld High School	4	10	228	214	93.9	0	204	201	98.5	4	220	211	95.9
	800010751	6262509	Lubombo Secondary School	1	0	97	76	78.4	15	90	71	78.9	20	90	71	78.9
	800010785	6262602	Lugebhuta Secondary School	2	0	191	173	90.6	10	263	203	77.2	21	158	136	86.1
	800010868	6247007	LUNGISANI SECONDARY	2	42	164	153	93.3	68	157	131	83.4	50	150	94	62.7
	800011676	6262605	Mahlatsi Secondary School	2	0	173	142	82.1	2	190	159	83.7	4	219	117	53.4
	800011734	6262805	Mahushe Secondary School	3	0	184	159	86.4	0	116	95	81.9	0	147	121	82.3

MPUMALANGA																	
District Name	EMIS No	Centre No	Centre Name	Quintile	2015				2016				2017				
					No Progressed	Wrote	Achieved	% Achieved	No Progressed	Wrote	Achieved	% Achieved	No Progressed	Wrote	Achieved	% Achieved	
EHLANZENI DISTRICT	800012179	6262708	Mambane Secondary School	1	21	304	233	76.6	28	204	154	75.5	29	179	128	71.5	
	800005330	6283306	Mandlesive Secondary School	1	10	93	78	83.9	36	126	109	86.5	44	101	93	92.1	
	800012443	6262404	Manzolwandle Secondary School	1	9	122	115	94.3	94	213	132	62.0	42	75	66	88.0	
	800013011	6283201	Masitakhe Secondary School	3	8	143	133	93.0	51	202	130	64.4	37	126	63	50.0	
	800004366	6283194	Mathews Phosa College		0	55	55	100.0	0	85	82	96.5	0	54	49	90.7	
	800013565	6283006	Mayibuye Secondary School	3	4	104	94	90.4	167	106	74	69.8	52	53	50	94.3	
	800013649	6262406	Mbambiso Secondary School	1	0	147	144	98.0	82	154	122	79.2	14	98	96	98.0	
	800013722	6262505	Mbhudula Secondary School	1	0	74	51	68.9	47	99	55	55.6	5	60	49	81.7	
	800013730	6262506	Mbhunu Secondary School	1	5	155	130	83.9	16	196	142	72.4	12	135	99	73.3	
	800013755	6262710	MBOMBO COMBINED SCHOOL	2	3	68	53	77.9	4	83	64	77.1	4	107	25	23.4	
	800013805	6241902	Mbuyane Secondary School	2	41	93	65	69.9	64	75	62	82.7	15	76	49	64.5	
	800013847	6262512	MC Zitha Primary School	1	0	116	86	74.1	1	88	68	77.3	40	54	41	75.9	
	800013920	6262507	Mdzabu Secondary School	1	0	76	59	77.6	26	58	48	82.8	19	71	63	88.7	
	800026344	6262402	Mdzili Secondary School	1	0	69	69	100.0	14	60	57	95.0	15	60	52	86.7	
	800013961	6262703	Mehlobovu Secondary School	2	0	169	164	97.0	70	166	147	88.6	22	147	121	82.3	
	800035676	6283170	MERIDIAN KARINO						0	49	46	93.9	0	28	27	96.4	
	800030593	6242390	METROPOLITAN COLLEGE		5	303	280	92.4	7	312	286	91.7	20	265	225	84.9	
	800014100	6262706	Mgubho Combined School	2	13	134	85	63.4	49	61	57	93.4	74	77	61	79.2	
	800034165	6241910	Mhlume Secondary School	2	32	109	85	78.0	59	100	86	86.0	23	110	70	63.6	
	800014365	6262709	Mjokwane Secondary School	2	31	289	253	87.5	20	231	221	95.7	41	252	222	88.1	
	800014761	6242307	Mntungwa Secondary School	2	18	64	56	87.5	24	76	72	94.7	42	69	46	66.7	
	800015768	6247008	MSHADZA SECONDARY|SCHOOL	2	0	234	170	72.6	38	125	106	84.8	17	170	116	68.2	
	800015883	6283302	Mthombo Secondary School	2	20	68	61	89.7	7	127	110	86.6	5	149	84	56.4	
	800030361	6262604	Mtimandze Secondary School	2	0	172	155	90.1	25	124	114	91.9	34	158	143	90.5	

MPUMALANGA																	
District Name	EMIS No	Centre No	Centre Name	Quintile	2015				2016				2017				
					No Progressed	Wrote	Achieved	% Achieved	No Progressed	Wrote	Achieved	% Achieved	No Progressed	Wrote	Achieved	% Achieved	
EHLANZENI DISTRICT	800016287	6283009	Ncakini Secondary School	2	0	203	106	52.2	13	139	113	81.3	62	125	63	50.4	
	800016410	6262813	Ndindane Combined	1	0	50	47	94.0	16	40	38	95.0	12	26	24	92.3	
	800034633	6262608	Ndlela High School	2	0	133	121	91.0	9	236	137	58.1	7	184	111	60.3	
	800030064	6283195	Nelspruit Private College		3	105	90	85.7	11	79	69	87.3	5	74	63	85.1	
	800034635	6242309	Ngazi Ndhlovu Secondary School	2	7	57	52	91.2	60	116	80	69.0	23	59	52	88.1	
	800016790	6241903	Ngodini Secondary School	3	24	127	106	83.5	39	135	88	65.2	47	93	78	83.9	
	800035379	6262492	Nhanyane Secondary School	1	0	97	89	91.8	59	139	89	64.0	36	90	66	73.3	
	800030478	6262812	NJ Mahlangu Secondary School	2	1	66	62	93.9	8	60	53	88.3	2	48	42	87.5	
	800026393	6262607	Njeyeza Secondary School	2	0	195	177	90.8	46	201	164	81.6	40	155	96	61.9	
	800030015	6242291	Noah`s Ark Private College		0	43	39	90.7	2	21	20	95.2	6	38	36	94.7	
	800017350	6262504	Ntiyi Secondary School	1	46	81	41	50.6	19	37	33	89.2	6	22	17	77.3	
	800018200	6242305	Phatfwa Secondary School	2	0	91	65	71.4	42	116	73	62.9	31	59	39	66.1	
	800034589	6247009	PHOLA SECONDARY	1	4	74	57	77.0	26	70	61	87.1	42	48	38	79.2	
	800018424	6262501	Phumula Secondary School	1	3	52	38	73.1	5	35	30	85.7	11	30	17	56.7	
		6283198	PORTIA SHABANGU	1					30	34	19	55.9	24	23	16	69.6	
	800018721	6262711	PROFESSOR SS REPINGA COMBINED SCHOOL	1	6	40	30	75.0	0	50	34	68.0	14	46	26	56.5	
	800035312	6242292	ROYAL HIGH SCHOOL		0	97	58	59.8	1	57	42	73.7	6	76	50	65.8	
	800031070	6283307	Sabane Secondary School	1	7	97	78	80.4	41	100	65	65.0	17	46	39	84.8	
	800019729	6247006	SAKHILE SECONDARY SCHOOL	2	0	69	63	91.3	20	118	86	72.9	26	56	41	73.2	
	800019802	6262508	Samora Machel Secondary School	1	29	196	119	60.7	61	133	96	72.2	26	62	43	69.4	
	800020495	6262803	SHAYAZA COMBINED SCHOOL	1	0	119	112	94.1	25	108	96	88.9	7	75	69	92.0	
	800020511	6262804	Shinyukane Secondary School	1	0	104	100	96.2	7	103	101	98.1	12	155	145	93.5	
	800020578	6262493	SHONGWE BOARDING SCHOOL	1					0	33	21	63.6	0	47	40	85.1	
	800020651	6241905	Sibhulo Secondary School	2	1	143	90	62.9	78	105	86	81.9	41	103	78	75.7	
	800020768	6242201	Sibukosetfu Secondary School	2	7	140	128	91.4	68	133	105	78.9	83	99	80	80.8	
	800020784	6283202	Sibusisiwe Secondary School	3	0	133	132	99.2	4	211	198	93.8	5	196	180	91.8	

MPUMALANGA																	
District Name	EMIS No	Centre No	Centre Name	Quintile	2015				2016				2017			
					No Progressed	Wrote	Achieved	% Achieved	No Progressed	Wrote	Achieved	% Achieved	No Progressed	Wrote	Achieved	% Achieved
EHLANZENI DISTRICT	800034207	6283308	SICELOSETHU SECONDARY SCHOOL	1	1	85	82	96.5	13	72	65	90.3	31	49	39	79.6
	800020834	6262606	Sidlamafa Secondary School	2	0	85	82	96.5	61	171	128	74.9	63	115	92	80.0
	800020875	6283010	Sidungeni Secondary School	1	0	119	75	63.0	20	77	31	40.3	34	49	35	71.4
	800020958	6262808	Sigweje Secondary School	1	0	120	105	87.5	9	128	98	76.6	2	148	83	56.1
	800021071	6262806	Sikhwahlane Secondary School	1	0	131	127	96.9	2	156	150	96.2	9	176	164	93.2
	800021105	6241906	Siligane Secondary School	2	0	129	73	56.6	26	69	46	66.7	46	46	35	76.1
	800021204	6262705	Sincobile Secondary School	1	19	166	145	87.3	13	151	137	90.7	2	116	87	75.0
	800034140	6242203	Siphumelele Secondary School	2	9	39	34	87.2	16	52	46	88.5	14	57	35	61.4
	800021352	6283205	Sitfokotile Secondary School	3	0	92	69	75.0	20	184	132	71.7	25	135	93	68.9
	800021410	6283008	Sitintile Secondary School	3	13	232	205	88.4	56	190	166	87.4	44	184	160	87.0
	800022160	6262510	Sophungane Combined School	1	0	123	120	97.6	0	105	102	97.1	10	97	72	74.2
	800022186	6262407	Soshangane Secondary School	1	24	137	130	94.9	14	134	122	91.0	15	168	141	83.9
	800031096	6283192	ST MARK'S SCHOOL		2	35	30	85.7	5	50	35	70.0	0	62	46	74.2
	800029314	6262503	Steenbok Secondary School	1	15	134	94	70.1	16	40	33	82.5	0	56	31	55.4
	800022509	6262603	Suikerland Secondary School	4	0	174	170	97.7	18	168	157	93.5	33	113	90	79.6
	800023036	6242393	THE KING'S SCHOOL						0	16	16	100.0	0	18	18	100.0
	800035644	6241995	THE OASIS COLLEGE		1	87	82	94.3	0	92	90	97.8	6	125	120	96.0
	800023119	6283003	Thembeka Secondary School	2	14	181	132	72.9	82	96	86	89.6	26	79	65	82.3
	800023507	6283204	Tikhontele Secondary School	3	0	221	146	66.1	184	226	129	57.1	48	165	87	52.7
	800023515	6262810	Tikhuni Secondary School	1	0	124	111	89.5	10	92	85	92.4	11	108	100	92.6
	800023564	6262601	Tinhlonhla Secondary School	1	0	166	150	90.4	21	120	113	94.2	38	140	122	87.1
	800035464	6242293	TWIN COLLEGE		10	85	58	68.2	2	79	45	57.0	8	50	44	88.0
	800035656	6282907	UMLALATI LEARNING CENTRE		0	7	6	85.7	0	6	6	100.0	0	8	8	100.0
	800024521	6283104	Valencia Combined School	4	15	80	75	93.8	15	74	70	94.6	6	93	76	81.7

MPUMALANGA																	
District Name	EMIS No	Centre No	Centre Name	Quintile	2015				2016				2017			
					No Progressed	Wrote	Achieved	% Achieved	No Progressed	Wrote	Achieved	% Achieved	No Progressed	Wrote	Achieved	% Achieved
EHLANZENI DISTRICT	800025007	6241907	Vulindlela Secondary School	3	14	97	74	76.3	26	96	74	77.1	25	86	78	90.7
	800045610	6282906	VUSELELA LEARNING CENTRE		0	18	12	66.7	0	17	13	76.5	3	15	13	86.7
	800035605	6283189	WATERSHED SECONDARY SCHOOL		1	25	19	76.0	9	31	28	90.3	8	17	15	88.2
	800025312	6241991	WEM KABOKWENI		5	106	70	66.0	7	90	62	68.9	7	95	67	70.5
	800025684	6283005	ZB Kunene Secondary School	3	3	136	81	59.6	45	127	70	55.1	36	85	66	77.6
	800025866	6262511	Zenzele Secondary School	1	0	115	104	90.4	8	127	96	75.6	3	89	72	80.9
	800035313	6241909	Zikodze Secondary school	2	7	46	45	97.8	16	57	57	100.0	26	61	60	98.4
GERT SIBANDE DISTRICT	800000091	6191404	Alpheus D Nkosi Secondary School	2	64	171	114	66.7	41	111	101	91.0	23	87	72	82.8
	800030445	6121005	Amadlelo Aluhlaza Secondary School	1	6	297	194	65.3	52	206	122	59.2	17	212	140	66.0
	800000398	6191805	Azalea Combined School	3	0	31	26	83.9	9	23	22	95.7	4	29	25	86.2
	800000620	6110403	Bantfwabethu Secondary School	1	14	126	69	54.8	99	79	58	73.4	62	47	43	91.5
	800028746	6120904	Bee Maseko Secondary School	1	14	60	48	80.0	54	89	65	73.0	83	51	28	54.9
	800001883	6120906	Camden Combined School	1	33	52	34	65.4	34	82	25	30.5	1	31	21	67.7
	800001909	6121007	Cana Combined School	1	0	45	41	91.1	42	40	35	87.5	1	33	24	72.7
	800004481	6110204	CAROLINA AKADEMIESE SKOOL	4	0	40	35	87.5	0	32	31	96.9	1	25	21	84.0
	800001941	6110203	Carolina Combined School	4	4	77	54	70.1	16	31	25	80.6	19	42	21	50.0
	800001990	6120807	Cebisa Secondary School	2	13	87	60	69.0	24	87	40	46.0	19	78	61	78.2
	800009951	6191605	Chief Ampie Mayisa Secondary School	2	46	189	146	77.2	45	149	110	73.8	38	101	57	56.4
	800034586	6110308	Chief C J Nkosi Secondary School	1	0	37	31	83.8	7	29	25	86.2	6	30	25	83.3
	800002071	6110405	Chief Jerry Nkosi Secondary School	1	21	189	139	73.5	19	144	129	89.6	40	156	101	64.7
	800002097	6110302	Chief S W Nhlapho Secondary School	1	46	122	100	82.0	45	105	81	77.1	23	126	84	66.7
	800002105	6110502	Chief T D Nkosi Secondary School	1	26	110	81	73.6	45	71	62	87.3	66	71	67	94.4
	800002766	6110106	Dlomodlomo Secondary School	1	2	204	176	86.3	41	187	142	75.9	28	187	131	70.1
	800003251	6110401	Ekulindeni Secondary School	1	37	89	64	71.9	29	105	68	64.8	30	109	44	40.4

MPUMALANGA																	
District Name	EMIS No	Centre No	Centre Name	Quintile	2015				2016				2017				
					No Progressed	Wrote	Achieved	% Achieved	No Progressed	Wrote	Achieved	% Achieved	No Progressed	Wrote	Achieved	% Achieved	
GERT SIBANDE DISTRICT	800003384	6120907	Elangwane Secondary School	1	32	189	98	51.9	44	98	66	67.3	16	59	40	67.8	
	800026724	6110103	Engabezweni Secondary School	2	0	84	78	92.9	7	79	74	93.7	14	73	55	75.3	
	800003764	6110510	Enkhanini Secondary School	1	16	51	42	82.4	25	59	53	89.8	25	41	29	70.7	
	800003897	6120804	ERMELO COMBINED SCHOOL	5	4	23	18	78.3	5	28	26	92.9	5	26	23	88.5	
	800003954	6120601	Esibusisweni Combined School	1	20	61	45	73.8	20	30	22	73.3	51	25	23	92.0	
	800035528	6121210	EZAKHENI COMBINED SCHOOL	1	0	60	48	80.0	0	76	51	67.1	17	38	34	89.5	
	800004465	6191301	Gekombineerde Skool Balfour	4	5	46	40	87.0	3	52	49	94.2	0	54	50	92.6	
	800005819	6191809	GEORGE HOFMEYER HIGH SCHOOL		0	6	6	100.0	0	6	6	100.0	0	6	6	100.0	
	800004614	6120606	Glen Eland Combined School	1	10	43	35	81.4	0	46	36	78.3	25	38	30	78.9	
	800029017	6191591	Highveld Muslim Combined School						0	5	5	100.0	4	4	4	100.0	
	800005116	6191505	Highveld Park High School	5	27	107	89	83.2	0	91	88	96.7	17	115	97	84.3	
	800005132	6110408	Highveld Secondary School	1	0	129	122	94.6	33	127	100	78.7	9	140	120	85.7	
	800005173	6110104	Hlabangemehlo Secondary School	1	52	135	101	74.8	49	57	53	93.0	47	63	61	96.8	
	800000190	6121105	HLELIMFUNDO SECONDARY SCHOOL	1	37	124	56	45.2	167	167	37	22.2	16	52	45	86.5	
	800005785	6120803	Hoerskool Ermelo	5	1	131	130	99.2	6	117	117	100.0	0	116	113	97.4	
	800005793	6191501	Hoerskool Evander	5	2	119	106	89.1	6	168	146	86.9	1	145	114	78.6	
	800005835	6191401	Hoerskool Hoogenhout	5	0	129	129	100.0	0	138	135	97.8	0	121	118	97.5	
	800005892	6191604	Hoerskool Oosterland	5	6	95	87	91.6	2	110	99	90.0	2	88	82	93.2	
	800005918	6121008	Hoerskool Piet Retief	5	7	137	135	98.5	0	124	123	99.2	0	133	129	97.0	
	800005942	6191602	Hoerskool Secunda	5	2	194	190	97.9	5	164	163	99.4	3	199	197	99.0	
	800005959	6191807	Hoerskool Standerton	4	1	134	133	99.3	0	135	134	99.3	0	144	140	97.2	
	800005991	6121104	Hoerskool Volksrust	4	0	106	106	100.0	0	110	109	99.1	5	91	89	97.8	
	800026625	6110409	Holeka Secondary School	1	4	66	41	62.1	18	58	49	84.5	18	50	38	76.0	
	800005587	6191702	Holmdene Secondary School	1	15	63	27	42.9	21	51	36	70.6	28	58	32	55.2	
	800012401	6191402	Ikhethelo Secondary School	2	16	255	198	77.6	45	261	210	80.5	59	147	125	85.0	
	800005603	6191305	IM Manchu Secondary School	2	1	108	62	57.4	12	101	60	59.4	9	102	57	55.9	
	800030502	6121209	Injabulo School	1	3	90	54	60.0	28	76	62	81.6	33	73	46	63.0	

MPUMALANGA																	
District Name	EMIS No	Centre No	Centre Name	Quintile	2015				2016				2017			
					No Progressed	Wrote	Achieved	% Achieved	No Progressed	Wrote	Achieved	% Achieved	No Progressed	Wrote	Achieved	% Achieved
GERT SIBANDE DISTRICT	800035606	6121009	INQUBEKO SECONDARY SCHOOL	1	41	152	112	73.7	115	151	122	80.8	65	102	89	87.3
	800006510	6110101	Insika Secondary School	1	11	138	103	74.6	5	130	87	66.9	30	91	77	84.6
	800006718	6191302	Isifisosethu Secondary School	2	67	170	49	28.8	44	63	31	49.2	12	27	20	74.1
	800006809	6120802	Ithafa Secondary School	2	142	194	80	41.2	38	92	66	71.7	154	82	61	74.4
	800006999	6191803	Jandrell Secondary School	1	26	83	67	80.7	33	115	89	77.4	12	88	73	83.0
	800007476	6121003	Kemp Siding Combined School	1	17	55	37	67.3	14	60	26	43.3	33	28	25	89.3
	800007773	6191806	Khula Sakhile Secondary School	1	5	32	32	100.0	34	67	66	98.5	26	61	55	90.2
	800010207	6191802	Khunjuliwe Secondary School	3	0	116	114	98.3	34	142	139	97.9	11	192	158	82.3
	800006262	6110102	Khuzulwande Secondary School	1	6	41	35	85.4	8	37	30	81.1	13	50	43	86.0
	800007997	6191503	Kiriyatswane Secondary School	2	72	278	183	65.8	91	259	108	41.7	134	107	58	54.2
	800013433	6191507	KT Twala Secondary School	2	38	213	171	80.3	21	140	104	74.3	67	211	151	71.6
	800008581	6191504	Kusasalethu Secondary School	2	143	176	111	63.1	38	107	94	87.9	90	185	122	65.9
	800002378	6120901	KWADELA SECONDARY SCHOOL	1	25	62	44	71.0	38	56	40	71.4	60	49	32	65.3
	800008813	6121001	Kwashuku Secondary School	1	6	82	65	79.3	26	58	52	89.7	6	70	59	84.3
	800009779	6120706	Lake Chrissie Secondary School	2	9	62	42	67.7	14	47	27	57.4	22	58	41	70.7
	800004937	6120806	LIGBRON ACADEMY OF TECHNOLOGY	5	20	170	169	99.4	0	162	162	100.0	3	138	137	99.3
	800010397	6110303	Ligugu Secondary School	1	18	84	72	85.7	43	77	58	75.3	52	98	80	81.6
	800010447	6110504	Lilanga Secondary School	1	20	130	74	56.9	9	99	78	78.8	34	90	66	73.3
	800010496	6120805	Lindile Secondary School	2	96	218	116	53.2	63	145	111	76.6	172	94	71	75.5
	800010579	6110407	Litjelembube Secondary School	1	48	179	127	70.9	84	138	112	81.2	77	154	132	85.7
	800010884	6110301	Lusushwana Secondary School	1	0	59	50	84.7	26	61	45	73.8	11	54	34	63.0
	800011544	6110305	Magotshwa Secondary School	1	0	47	42	89.4	35	66	54	81.8	27	38	36	94.7
	800012609	6110107	Maqhawuzela Combined School	1	7	59	48	81.4	7	41	37	90.2	3	48	36	75.0
	800013037	6120705	Masizakhe Secondary School	2	21	144	132	91.7	47	136	119	87.5	38	160	132	82.5

MPUMALANGA																	
District Name	EMIS No	Centre No	Centre Name	Quintile	2015				2016				2017			
					No Progressed	Wrote	Achieved	% Achieved	No Progressed	Wrote	Achieved	% Achieved	No Progressed	Wrote	Achieved	% Achieved
GERT SIBANDE DISTRICT	800013557	6110506	Mayflower Secondary School	1	0	199	154	77.4	56	170	137	80.6	104	108	94	87.0
	800013631	6110304	Mbalenhle Secondary School	1	1	109	93	85.3	29	75	68	90.7	28	61	56	91.8
	800014027	6110507	Methula Secondary School	1	0	177	156	88.1	78	266	208	78.2	29	258	228	88.4
	800014464	6110105	Mkolishi Secondary School	1	29	120	82	68.3	40	69	65	94.2	88	77	67	87.0
	800014522	6120604	Mlilo Comprehensive School	1	6	51	45	88.2	22	36	34	94.4	0	41	38	92.7
	800004507	6120902	Morgenzon Landbou Akademie	5	0	28	26	92.9	0	30	29	96.7	2	26	24	92.3
	800035651	6110109	MOUNTAIN VALLEY COLLEGE		0	35	20	57.1	4	20	12	60.0	0	13	10	76.9
	800026708	6110503	MP Magagula Secondary School	1	9	109	74	67.9	55	89	70	78.7	28	70	59	84.3
	800015701	6110508	Mpuluzi Secondary School	1	21	194	173	89.2	46	148	138	93.2	50	156	131	84.0
	800015792	6120603	Msinyane Secondary School	1	28	130	62	47.7	27	94	47	50.0	75	36	23	63.9
	800016154	6191403	Mzinoni Secondary School	2	85	159	92	57.9	58	97	69	71.1	77	157	92	58.6
	800016238	6121206	Nalithuba Secondary School	1	11	98	79	80.6	1	145	111	76.6	137	303	110	36.3
	800016469	6121002	Ndlela Secondary School	1	77	632	382	60.4	93	467	299	64.0	141	394	265	67.3
	800035526	6120808	NETHERLAND PARK SECONDARY SCHOOL	4					3	75	70	93.3	23	109	95	87.2
	800016709	6120602	Nganana Secondary School	1	90	202	170	84.2	139	282	131	46.5	165	91	87	95.6
	800016758	6110402	Ngilandi Secondary School	1	26	76	57	75.0	23	63	42	66.7	23	22	21	95.5
	800030221	6120905	Nqobangolwazi Secondary School	1	47	76	34	44.7	22	63	38	60.3	12	85	42	49.4
	800017327	6191306	Nthoroane Secondary School	2	18	62	52	83.9	20	35	25	71.4	7	35	23	65.7
	800012617	6191506	Osizweni Secondary School	4	8	145	82	56.6	12	158	78	49.4	93	104	70	67.3
	800017996	6121101	Perdekop Agricultural School	1	0	17	16	94.1	0	13	9	69.2	0	19	17	89.5
	800018523	6121004	Piet Retief Combined School	1	2	38	33	86.8	5	54	40	74.1	5	52	33	63.5
	800018846	6121203	Qedela Secondary School	1	53	221	117	52.9	16	144	113	78.5	175	130	79	60.8
	800018929	6121102	Qhubulwazi Combined School	2	42	172	90	52.3	14	129	71	55.0	50	57	48	84.2

MPUMALANGA																	
District Name	EMIS No	Centre No	Centre Name	Quintile	2015				2016				2017				
					No Progressed	Wrote	Achieved	% Achieved	No Progressed	Wrote	Achieved	% Achieved	No Progressed	Wrote	Achieved	% Achieved	
GERT SIBANDE DISTRICT	800018952	6191701	Qondulwazi Secondary School	1	2	27	14	51.9	0	37	25	67.6	10	24	14	58.3	
	800028779	6120801	Reggie Masuku Secondary School	2	21	96	87	90.6	8	100	94	94.0	2	150	132	88.0	
	800019380	6110505	Rev Sa Nkosi Secondary School	1	0	110	77	70.0	36	128	104	81.3	25	98	83	84.7	
	800020263	6121202	Seme Secondary School	1	84	170	86	50.6	39	139	97	69.8	1	91	54	59.3	
	800020396	6191303	Setsheng Secondary School	2	25	65	36	55.4	38	26	23	88.5	3	22	21	95.5	
	800021162	6110501	Simtfolile Secondary School	1	0	151	145	96.0	20	160	154	96.3	39	128	125	97.7	
	800021238	6121204	Sinethemba Secondary School	1	1	51	49	96.1	0	40	37	92.5	10	49	45	91.8	
	800034585	6121205	SIPHOKUHLE SECONDARY SCHOOL	1	2	44	43	97.7	10	33	33	100.0	14	46	38	82.6	
	800021345	6110404	Sisukumile Secondary School	1	37	106	81	76.4	18	108	76	70.4	51	110	83	75.5	
	800021451	6110306	Siyabonga Secondary School	1	0	103	98	95.1	37	106	95	89.6	49	83	78	94.0	
	800021808	6191601	Sizwakele Secondary School	2	10	143	119	83.2	15	184	151	82.1	8	116	79	68.1	
	800022418	6191801	Stanwest Combined School	4	4	48	47	97.9	31	72	66	91.7	10	63	60	95.2	
	800035513	6110410	T C College		2	13	10	76.9	1	16	12	75.0	4	16	12	75.0	
	800022681	6110406	Takheni Secondary School	1	2	164	147	89.6	25	152	98	64.5	0	132	99	75.0	
	800023028	6120702	The Gem Combined School	1	6	47	41	87.2	39	57	47	82.5	37	47	42	89.4	
	800023176	6191502	Thistle Grove Combined School	4	1	113	77	68.1	0	76	64	84.2	4	78	41	52.6	
	800023192	6191808	Thobelani Secondary School	1	23	120	92	76.7	56	99	85	85.9	116	110	103	93.6	
	800023275	6191606	Thomas Nhlabathi Secondary School	2	41	189	103	54.5	63	158	118	74.7	81	195	100	51.3	
	800023457	6191804	Thuto-Thebe Secondary School	1	2	59	55	93.2	0	61	59	96.7	14	93	68	73.1	
	800023911	6191304	Tshepeha Combined School	2	12	40	24	60.0	34	22	7	31.8	2	21	8	38.1	
	800024075	6120704	Ubuhle Bolwazi Secondary School	1	67	117	56	47.9	46	90	60	66.7	75	68	47	69.1	
	800035612	6121010	UBUHLEBUZILE SECONDARY SCHOOL	1					33	72	58	80.6	32	108	88	81.5	
	800024265	6120903	Umfudlana Combined School	1	6	25	13	52.0	2	31	12	38.7	3	20	11	55.0	
	800024455	6120701	Umzimvelo Secondary School	1	13	52	41	78.8	3	37	35	94.6	9	47	40	85.1	

MPUMALANGA																	
District Name	EMIS No	Centre No	Centre Name	Quintile	2015				2016				2017			
					No Progressed	Wrote	Achieved	% Achieved	No Progressed	Wrote	Achieved	% Achieved	No Progressed	Wrote	Achieved	% Achieved
GERT SIBANDE DISTRICT	800029926	6121208	Uthaka Secondary School	1	5	111	77	69.4	69	71	54	76.1	85	46	38	82.6
	800024844	6121201	Vukubone Secondary School	1	77	143	26	18.2	76	89	24	27.0	27	32	26	81.3
	800024869	6191603	Vukuqhakaze Secondary School	2	26	136	94	69.1	12	109	85	78.0	36	112	80	71.4
	800024893	6121103	Vukuzenzele Combined School	2	49	99	40	40.4	47	42	23	54.8	2	40	32	80.0
	800025213	6120703	Warburton Combined School	2	36	71	34	47.9	42	71	53	74.6	21	59	53	89.8
	800025239	6110307	Waverley Secondary School	1	4	12	10	83.3	3	11	11	100.0	1	10	9	90.0
	800000471	6191406	YOUNG HARVEST CHRISTIAN SCHOOL	5									0	3	1	33.3
	800025858	6121006	Zendelingspost Combined School	1	1	62	35	56.5	37	75	34	45.3	53	60	36	60.0
	800025932	6191703	Zikhetheleni Secondary School	1	7	55	52	94.5	5	41	30	73.2	19	43	37	86.0
	800025965	6110201	Zinikeleni Secondary School	2	15	204	181	88.7	113	146	122	83.6	77	121	66	54.5
NKANGALA DISTRICT	800000075	6305303	Allendale Secondary School	4	1	84	79	94.0	14	77	74	96.1	29	99	77	77.8
	800000463	6374203	Babutheni Secondary School	1	11	54	48	88.9	26	61	42	68.9	5	68	53	77.9
	800000596	6304906	Bankfontein Combined School	1	5	20	17	85.0	28	51	40	78.4	28	43	27	62.8
	800000828	6304707	Beestepan Agricultural School	2	0	35	34	97.1	0	51	46	90.2	0	46	33	71.7
	800004473	6305003	Belfast Akademie	4	2	42	42	100.0	0	42	40	95.2	0	43	42	97.7
	800001107	6374205	Bingweni Secondary School	1	10	65	59	90.8	6	62	47	75.8	6	73	36	49.3
	800001396	6333404	Bonginhlanhla Secondary School	2	0	113	72	63.7	54	79	46	58.2	49	52	37	71.2
	800001412	6305106	Bonginsimbi Comprehensive School	2	0	54	49	90.7	12	56	55	98.2	3	45	29	64.4
	800001446	6354004	Bongumusa Secondary School	2	16	135	116	85.9	42	154	121	78.6	35	84	65	77.4
	800001636	6304606	Botleng Secondary School	1	0	112	75	67.0	45	102	65	63.7	17	84	57	67.9
	800001719	6354103	Buhlebesizwe Secondary School	1	0	50	38	76.0	22	56	50	89.3	16	73	58	79.5
	800002154	6353702	Cibiliza Secondary School	3	2	84	32	38.1	31	63	38	60.3	25	38	12	31.6
	800034639	6305194	CORONATION SECONDARY SCHOOL	2	0	51	40	78.4	23	95	70	73.7	30	106	62	58.5

MPUMALANGA																	
District Name	EMIS No	Centre No	Centre Name	Quintile	2015				2016				2017			
					No Progressed	Wrote	Achieved	% Achieved	No Progressed	Wrote	Achieved	% Achieved	No Progressed	Wrote	Achieved	% Achieved
NKANGALA DISTRICT	800034583	6305209	D M Motsaosele Secondary School	2	0	67	49	73.1	10	91	82	90.1	73	96	73	76.0
	800002642	6374206	Digwale Secondary School	3	44	68	40	58.8	41	59	41	69.5	31	35	23	65.7
	800002873	6333401	Duduzile Secondary School	1	8	46	23	50.0	12	34	31	91.2	15	21	17	81.0
	800002907	6353701	Dumeleni Secondary School	2	20	72	46	63.9	24	56	49	87.5	17	41	33	80.5
	800003061	6304803	Eastdene Combined School	5	10	144	112	77.8	27	144	115	79.9	10	135	113	83.7
	800003111	6305191	Ed-U-College Combined School		0	66	63	95.5	1	56	51	91.1	0	65	61	93.8
	800003335	6304706	Ekwazini Secondary School	1	34	54	42	77.8	8	107	39	36.4	11	66	28	42.4
	800003426	6305101	Elukhanyisweni Secondary School	2	0	185	134	72.4	0	180	147	81.7	60	156	133	85.3
	800003616	6305203	Empucukweni Secondary School	2	0	101	91	90.1	21	121	108	89.3	57	123	108	87.8
	800003830	6353601	Entokozweni Secondary School	3	0	87	80	92.0	18	116	111	95.7	0	117	92	78.6
	800004119	6354003	Extension K Secondary School	2	0	103	54	52.4	4	114	58	50.9	8	68	32	47.1
	800004499	6304804	Gekombineerde Skool Hendrina	4	0	49	48	98.0	0	47	47	100.0	0	32	31	96.9
	800017590	6305206	Gekombineerde Skool Ogies	4	0	22	18	81.8	1	26	23	88.5	0	21	10	47.6
	800004648	6374305	Gobolibi Secondary School	1	0	60	45	75.0	3	49	42	85.7	3	46	22	47.8
	800034582	6333413	GRACE CHRISTIAN PRIVATE SCHOOL		0	28	27	96.4	1	26	22	84.6	1	17	16	94.1
	800004770	6305302	Greendale School	4	13	58	53	91.4	19	87	84	96.6	12	106	77	72.6
	800035645	6304709	HILLSIDE PRIVATE SCHOOL		3	14	4	28.6	2	29	15	51.7	6	31	16	51.6
	800005223	6374202	Hlalakahle Secondary School	1	7	217	188	86.6	60	186	151	81.2	76	134	109	81.3
	800005306	6333502	Hlanganani Secondary School	1	0	66	62	93.9	16	94	82	87.2	38	119	77	64.7
	800005421	6353605	Hlomani Secondary School	1	0	68	66	97.1	16	62	60	96.8	25	60	41	68.3
	800005454	6353806	Hlonipha Secondary School	2	79	259	160	61.8	124	168	145	86.3	22	131	69	52.7
	800005504	6353707	Hluzingqondo Secondary School	3	10	118	83	70.3	66	95	75	78.9	49	62	47	75.8
	800005769	6304605	Hoerskool Delmas	4	0	113	112	99.1	1	111	110	99.1	0	103	100	97.1
	800005801	6305107	Hoerskool Generaal Hertzog	4	0	211	198	93.8	0	169	169	100.0	0	187	187	100.0

MPUMALANGA																	
District Name	EMIS No	Centre No	Centre Name	Quintile	2015				2016				2017			
					No Progressed	Wrote	Achieved	% Achieved	No Progressed	Wrote	Achieved	% Achieved	No Progressed	Wrote	Achieved	% Achieved
NKANGALA DISTRICT	800005843	6304902	Hoerskool Kanonkop	4	0	86	85	98.8	2	81	81	100.0	0	101	101	100.0
	800005850	6305306	Hoerskool Kriel	4	15	134	113	84.3	4	141	132	93.6	12	141	130	92.2
	800005876	6304702	Hoerskool Middelburg	4	1	193	192	99.5	0	226	225	99.6	0	205	205	100.0
	800005900	6305204	Hoerskool Patriot	5	0	129	129	100.0	1	156	154	98.7	2	119	117	98.3
	800005926	6305309	HOeRSKOOL REYNOPARK	4	1	83	76	91.6	17	108	77	71.3	4	101	57	56.4
	800004945	6304704	HTS Middelburg	4	14	231	227	98.3	0	200	197	98.5	0	195	195	100.0
	800004952	6305103	HTS Witbank	4	0	166	166	100.0	0	188	187	99.5	0	166	166	100.0
	800006130	6305307	Ilanga Secondary School	1	22	62	33	53.2	26	35	29	82.9	27	60	57	95.0
	800006189	6305006	Imemeza Secondary School	2	15	52	40	76.9	3	59	42	71.2	9	50	40	80.0
	800006577	6333510	Intuthuko Secondary School	2	0	46	45	97.8	21	53	48	90.6	37	40	28	70.0
	800007583	6374306	Khamane Secondary School	2	0	186	151	81.2	1	181	113	62.4	0	138	108	78.3
	800007658	6305007	Khayalami Secondary School	3	15	127	119	93.7	5	123	122	99.2	7	111	109	98.2
	800029652	6353904	King Makhosonke Ii Secondary School	2	24	96	84	87.5	85	101	86	85.1	156	94	66	70.2
	800009308	6305008	Klipspruit Combined School	1	0	27	26	96.3	2	42	34	81.0	2	31	23	74.2
	800008458	6305102	Kopanang Secondary School	2	0	106	101	95.3	25	155	127	81.9	65	166	120	72.3
	800008698	6374207	Kwamanala Secondary School	2	21	139	125	89.9	100	193	135	69.9	74	122	91	74.6
	800008730	6353902	Kwamhlanga Secondary School	2	0	226	197	87.2	43	163	143	87.7	20	111	92	82.9
	800008771	6333409	Kwandebele Science Combined School	2	0	140	132	94.3	35	146	125	85.6	31	111	88	79.3
	800008839	6304805	Kwazamokuhle Secondary School	2	11	268	211	78.7	12	251	202	80.5	49	246	222	90.2
	800029330	6304708	LD Moetanalo Secondary School	3	8	111	100	90.1	0	131	88	67.2	17	97	82	84.5
	800010041	6374302	Lehlabile Secondary School	1	1	58	36	62.1	49	79	36	45.6	37	48	26	54.2
	800010058	6305301	Lehlaka Combined School	3	0	21	18	85.7	8	27	22	81.5	5	42	24	57.1
	800030569	6305207	Leonard Ntshuntshe Secondary School	2	11	79	77	97.5	78	126	125	99.2	66	116	113	97.4
	800005025	6353802	Lethabong Secondary School	2	0	121	113	93.4	37	78	69	88.5	8	85	75	88.2
	800010553	6374505	Litho Secondary School	1	0	46	45	97.8	15	46	36	78.3	8	56	36	64.3
	800011049	6305205	Mabande Comprehensive High School	2	9	165	109	66.1	79	143	92	64.3	57	103	62	60.2

MPUMALANGA																	
District Name	EMIS No	Centre No	Centre Name	Quintile	2015				2016				2017			
					No Progressed	Wrote	Achieved	% Achieved	No Progressed	Wrote	Achieved	% Achieved	No Progressed	Wrote	Achieved	% Achieved
NKANGALA DISTRICT	800028902	6374402	Mabothe Secondary School	2	0	215	184	85.6	11	221	189	85.5	22	204	142	69.6
	800011197	6333503	Mabusabesala Secondary School	2	0	51	42	82.4	25	68	48	70.6	29	57	48	84.2
	800011338	6333504	Madlayedwa Secondary School	2	0	29	19	65.5	14	31	24	77.4	13	23	16	69.6
	800011353	6333402	Madoda Secondary School	1	1	62	39	62.9	49	86	36	41.9	12	52	21	40.4
	800029397	6304601	Mafa Max Motloung Secondary School	1	0	115	111	96.5	5	111	105	94.6	4	120	111	92.5
	800011445	6353703	Mafu Secondary School	3	8	121	101	83.5	63	102	86	84.3	40	84	73	86.9
	800011825	6305304	Makause Combined School	2	0	51	22	43.1	2	38	28	73.7	22	30	21	70.0
	800011890	6333406	Makhosana Secondary School	2	5	84	58	69.0	73	98	66	67.3	34	52	35	67.3
	800012039	6374301	Malatse Secondary School	1	7	61	52	85.2	8	49	44	89.8	9	43	30	69.8
	800012062	6374204	Malebo Secondary School	2	0	101	39	38.6	16	100	39	39.0	19	64	30	46.9
	800012229	6354001	Mandlethu Senior Secondary School	2	26	124	67	54.0	14	54	40	74.1	19	44	30	68.2
	800012302	6374403	Manoka Secondary School	2	0	52	40	76.9	11	64	56	87.5	5	48	30	62.5
	800026591	6353607	Marhagi Secondary School	2	7	156	150	96.2	99	176	148	84.1	17	152	65	42.8
	800013573	6333508	Mayisha Secondary School	2	0	97	90	92.8	33	91	77	84.6	10	56	46	82.1
	800013623	6354106	Mbalenhle Secondary School	1	0	116	92	79.3	15	93	69	74.2	18	134	76	56.7
	800013789	6374201	Mbulawa Secondary School	1	17	95	59	62.1	23	84	59	70.2	39	69	61	88.4
	800013979	6305208	Mehlwana Secondary School	2	5	91	35	38.5	52	72	68	94.4	79	100	93	93.0
	800014118	6353603	Mgudlwa Secondary School	1	12	87	83	95.4	37	119	89	74.8	14	100	62	62.0
	800014274	6304806	Middelburg Combined School	4	9	64	58	90.6	3	90	77	85.6	9	86	57	66.3
	800015842	6304891	Middelburg Muslim School		0	16	16	100.0	0	21	21	100.0	0	18	17	94.4
	800014399	6353606	Mkhephuli Secondary School	1	0	48	34	70.8	24	28	17	60.7	2	37	25	67.6
	800014449	6304904	Mkhulu Combined School	1	0	58	47	81.0	20	68	50	73.5	24	64	54	84.4
	800026567	6353807	Mkhutshwa Secondary School	2	0	16	9	56.3	18	11	10	90.9	8	10	10	100.0

MPUMALANGA																	
District Name	EMIS No	Centre No	Centre Name	Quintile	2015				2016				2017			
					No Progressed	Wrote	Achieved	% Achieved	No Progressed	Wrote	Achieved	% Achieved	No Progressed	Wrote	Achieved	% Achieved
NKANGALA DISTRICT	800014654	6374404	Mmametlhake Secondary School	1	4	125	110	88.0	8	133	92	69.2	0	158	81	51.3
	800014712	6333407	Mmashadi Secondary School	1	3	53	50	94.3	27	84	68	81.0	26	48	40	83.3
	800014860	6374304	Moepi Secondary School	2	0	41	35	85.4	10	63	50	79.4	6	41	21	51.2
	800014886	6333505	Mogobosheng Secondary School	1	0	13	13	100.0	10	10	8	80.0	3	20	9	45.0
	800014969	6333506	Mokebe Secondary School	1	0	61	56	91.8	6	53	48	90.6	19	47	37	78.7
	800015222	6305005	Morelig Combined School	2	6	92	66	71.7	9	62	44	71.0	3	41	27	65.9
	800015545	6353602	Mphalali Secondary School	3	0	95	77	81.1	12	80	67	83.8	76	57	36	63.2
	800015552	6304705	Mphanama Secondary School	3	12	144	135	93.8	11	149	127	85.2	13	150	111	74.0
	800035499	6353611	MPHUMELOMUHLE SECONDARY SCHOOL	1	0	16	16	100.0	8	29	28	96.6	5	25	20	80.0
	800015735	6353705	Mpumelelo Secondary School	3	4	110	96	87.3	32	78	48	61.5	18	57	34	59.6
	800016022	6353804	Musa Secondary School	2	13	234	190	81.2	29	224	146	65.2	15	135	112	83.0
	800016147	6354101	Mzimhlophe Secondary School	2	0	32	24	75.0	32	56	39	69.6	18	57	29	50.9
	800016253	6353706	Nansindlela Secondary School	2	5	103	80	77.7	44	107	95	88.8	50	83	61	73.5
	800016535	6353903	Ndzundza Mabhoko Secondary School	2	0	137	134	97.8	120	263	186	70.7	3	110	79	71.8
	800018135	6354102	Phambili Secondary School	2	10	58	53	91.4	36	60	56	93.3	35	68	56	82.4
	800018192	6304604	Phaphamani Secondary School	1	0	106	93	87.7	44	81	76	93.8	32	106	95	89.6
	800018283	6305201	Phillip Ndimande Secondary School	2	17	83	73	88.0	99	116	105	90.5	114	99	81	81.8
	800007385	6304801	PHUMELELA SECONDARY SCHOOL	3	25	81	75	92.6	4	77	74	96.1	19	124	105	84.7
	800018457	6354002	Phumzile Secondary School	2	12	152	144	94.7	7	126	116	92.1	7	181	119	65.7
	800018564	6305105	Pine Ridge Combined School	2	0	77	71	92.2	14	119	92	77.3	5	97	52	53.6
	800018770	6374503	Pungutsha Secondary School	1	8	88	65	73.9	8	76	57	75.0	7	96	47	49.0
	800019117	6374501	Ramoshidi Secondary School	1	0	94	66	70.2	70	138	77	55.8	76	73	37	50.7
	800019174	6374401	Ratlhahana Secondary School	2	0	48	40	83.3	46	68	49	72.1	47	98	54	55.1
	800020016	6374504	Seabe Secondary School	1	0	61	42	68.9	19	67	60	89.6	39	85	76	89.4

MPUMALANGA																	
District Name	EMIS No	Centre No	Centre Name	Quintile	2015				2016				2017			
					No Progressed	Wrote	Achieved	% Achieved	No Progressed	Wrote	Achieved	% Achieved	No Progressed	Wrote	Achieved	% Achieved
NKANGALA DISTRICT	800020248	6353808	SELE SENIOR SECONDARY SCHOOL	2	4	28	25	89.3	0	17	17	100.0	0	31	27	87.1
	800020339	6353905	Senzangakhona Secondary School	2	27	209	144	68.9	110	144	105	72.9	87	116	72	62.1
	800020362	6374307	Seruane Secondary School	1	7	68	66	97.1	29	67	54	80.6	43	46	43	93.5
	800020693	6305305	Sibongamandla Secondary School	1	5	123	114	92.7	8	127	105	82.7	55	131	95	72.5
	800020859	6333507	Sidlasoke Secondary School	2	0	44	29	65.9	15	33	25	75.8	7	17	11	64.7
	800021006	6353608	Sihlengiwe Secondary School	1	0	39	36	92.3	9	34	33	97.1	4	61	47	77.0
	800021048	6305001	Sikhulile Secondary School	2	3	79	68	86.1	10	81	60	74.1	6	85	62	72.9
	800021097	6353803	Silamba Secondary School	2	43	204	127	62.3	156	193	132	68.4	37	139	85	61.2
	800021386	6374303	Sithenjisiwe Secondary School	1	0	58	30	51.7	0	53	47	88.7	0	62	42	67.7
	800021436	6333511	Sivumelene Secondary School	2	0	36	33	91.7	23	56	47	83.9	49	41	30	73.2
	800021584	6333405	Siyathokoza Secondary School	1	0	40	31	77.5	22	36	27	75.0	0	36	13	36.1
	800001891	6305002	Siyifunile Secondary School	2	5	49	48	98.0	19	53	51	96.2	24	34	24	70.6
	800021899	6333410	Sobantu Secondary School	1	4	156	128	82.1	43	145	87	60.0	20	95	72	75.8
	800021923	6304701	Sofunda Secondary School	3	10	170	130	76.5	64	205	100	48.8	26	297	91	30.6
	800022053	6333411	Somkhahlekwa Secondary School	1	8	71	57	80.3	39	72	60	83.3	47	73	35	47.9
	800022087	6354005	Somsuswa Secondary School	2	33	141	99	70.2	39	175	100	57.1	18	120	69	57.5
	800022210	6333403	Sovetjheza Secondary School	1	12	64	55	85.9	50	91	58	63.7	36	72	48	66.7
	800022228	6304703	Sozama Secondary School	3	32	218	152	69.7	47	123	91	74.0	55	119	87	73.1
	800022434	6304901	Steelcrest High School	4	0	146	146	100.0	0	135	134	99.3	0	133	131	98.5
	800005512	6304602	Sundra Secondary School	1	1	108	90	83.3	7	102	66	64.7	34	67	48	71.6
	800022616	6304603	Swartklip Combined School	1	9	76	57	75.0	44	62	45	72.6	41	51	27	52.9
	800023267	6333501	Tholulwazi Secondary School	1	2	175	151	86.3	68	102	88	86.3	53	82	44	53.7
	800023325	6374502	Thufane Secondary School	1	3	67	57	85.1	27	62	46	74.2	23	56	47	83.9

MPUMALANGA																	
District Name	EMIS No	Centre No	Centre Name	Quintile	2015				2016				2017			
					No Progressed	Wrote	Achieved	% Achieved	No Progressed	Wrote	Achieved	% Achieved	No Progressed	Wrote	Achieved	% Achieved
NKANGALA DISTRICT	800029561	6305004	Tonteldoos Secondary School	1	0	33	27	81.8	8	34	26	76.5	6	40	28	70.0
	800023283	6305308	TP SILILO SECONDARY SCHOOL	4	1	86	74	86.0	21	91	83	91.2	22	90	69	76.7
	800023960	6304905	Tshwenyane Combined School	1	0	75	62	82.7	69	84	74	88.1	1	63	52	82.5
	800023986	6304802	Tsiki Naledi Secondary School	2	9	33	14	42.4	13	43	31	72.1	25	37	24	64.9
	800024083	6333412	Ubuhlebethu Secondary School	3	7	81	62	76.5	54	146	101	69.2	51	72	41	56.9
	800024604	6333408	Vezilwazi Secondary School	2	8	37	28	75.7	82	68	57	83.8	96	37	29	78.4
	800024885	6354006	Vukuzame Secondary School	2	35	109	66	60.6	21	115	69	60.0	16	80	58	72.5
	800024919	6354104	Vukuzenzele Secondary School	2	0	78	71	91.0	32	101	94	93.1	19	92	81	88.0
	800025064	6354107	Vumabesala Secondary School	1	0	69	60	87.0	4	94	66	70.2	29	63	40	63.5
	800025478	6305104	Witbank High School	5	0	74	67	90.5	34	111	93	83.8	15	144	117	81.3
	800025726	6305202	Zacheus Malaza Secondary School	2	0	166	143	86.1	201	123	113	91.9	182	66	53	80.3
	800031088	6353901	Zakheni High School	2	0	85	65	76.5	96	66	56	84.8	49	80	47	58.8
	800025916	6354105	Zidobhele Secondary School	2	0	144	90	62.5	16	94	73	77.7	10	83	44	53.0
	800029629	6353801	Ziphakamiseni Secondary School	2	3	91	79	86.8	14	109	81	74.3	12	121	79	65.3

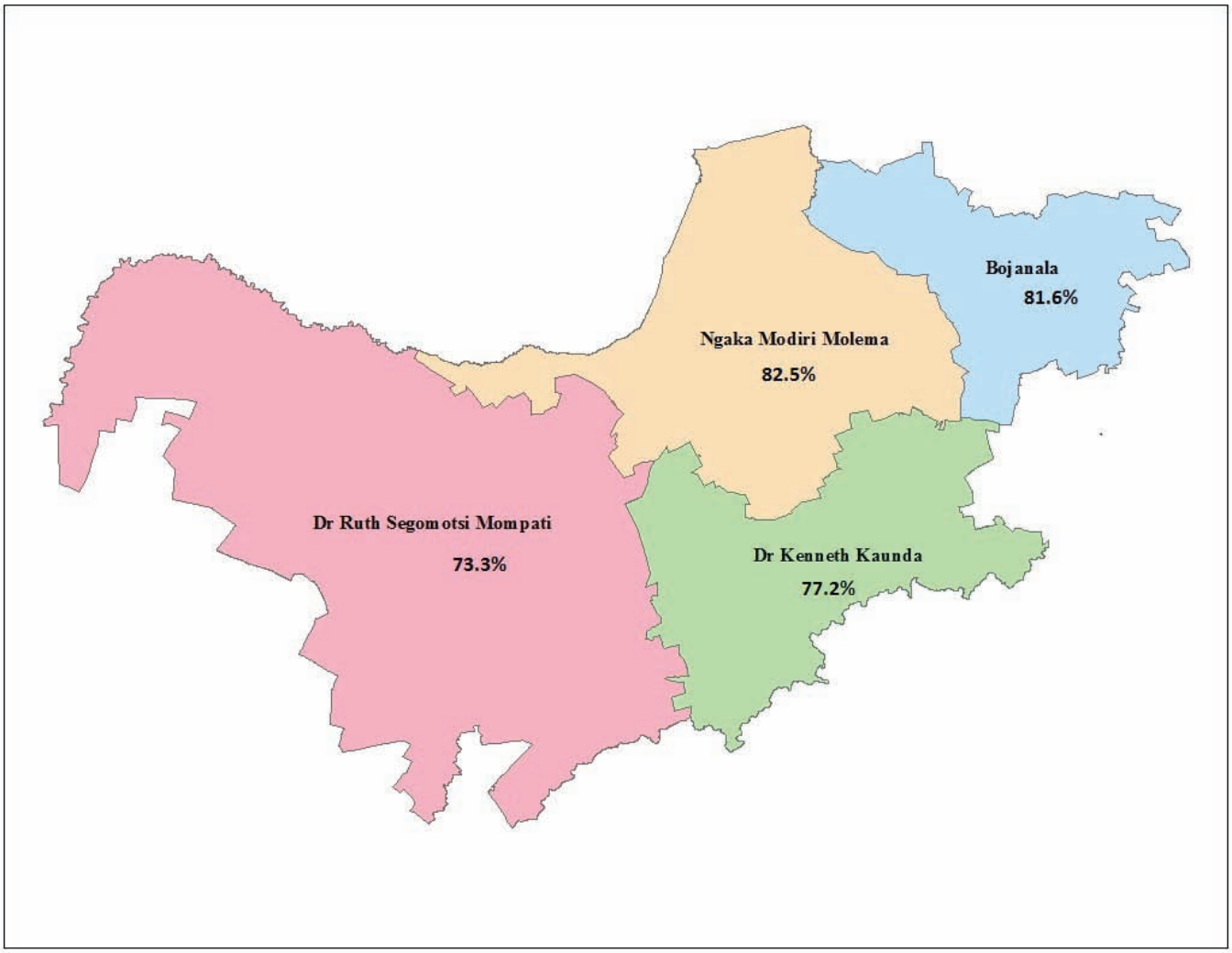
Bojanala
81.6%
Ngaka Modiri Molema
82.5%
Dr Ruth Segomotsi Mompati
73.3%
Dr Kenneth Kaunda
77.2%

NORTH WEST																	
District Name	EMIS No	Centre No	Centre Name	Quintile	2015				2016				2017			
					No Progressed	Wrote	Achieved	% Achieved	No Progressed	Wrote	Achieved	% Achieved	No Progressed	Wrote	Achieved	% Achieved
BOJANALA PLATINUM DISTRICT	600100010	9111003	ACADAMY FOR CHRISTIAN EDUCATION		0	20	20	100.0	1	30	27	90.0	0	38	37	97.4
	600100022	9121005	ALFRED MAUBANE SCHOOL	2	59	104	77	74.0	27	104	74	71.2	24	74	55	74.3
	600100045	9121008	BADUMEDI SECONDARY SCHOOL	1					9	61	56	91.8	17	49	44	89.8
	600100046	9121009	BAFEDILE SECONDARY SCHOOL	3					0	48	33	68.8	28	60	56	93.3
	600100048	9152002	BAFOKENG HIGH SCHOOL	4	0	209	156	74.6	24	142	113	79.6	3	203	152	74.9
	600100065	9112004	BAKWENA HIGH SCHOOL	2	2	87	69	79.3	61	103	83	80.6	46	63	59	93.7
	600100091	9142009	BATLENG HIGH SCHOOL	1	15	72	62	86.1	14	42	41	97.6	6	34	33	97.1
	600100504	9152013	BERGSIG HIGH SCHOOL	5	1	191	190	99.5	1	197	192	97.5	0	191	190	99.5
	600100137	9152014	BOIKAGONG SECONDARY SCHOOL	3	30	157	140	89.2	2	193	136	70.5	8	216	131	60.6
	600105062	9152224	BOITEKONG SEC SCHOOL	3	2	203	182	89.7	30	245	204	83.3	44	306	230	75.2
	600100210	9111017	BOTLHABELO HIGH SCHOOL	3	11	140	130	92.9	11	136	119	87.5	50	143	129	90.2
	600100505	9111020	BRITS HIGH SCHOOL	4	0	164	163	99.4	1	133	132	99.2	1	132	130	98.5
	600103619	9111022	CENTRAL SECONDARY	4	1	53	47	88.7	6	72	64	88.9	3	77	71	92.2
	600100236	9152016	CHARORA HIGH SCHOOL	1	12	163	147	90.2	26	120	109	90.8	41	149	121	81.2
	600105359	9108038	DIPHETOGO SECONDARY SCHOOL	2					31	60	54	90.0	30	70	49	70.0
	600105253	9111264	EAGLE CHRISTIAN COLLEGE		10	46	39	84.8	3	51	46	90.2	7	46	39	84.8
	600100353	9101034	ELETSA SECONDARY SCHOOL	2	0	161	139	86.3	0	174	146	83.9	0	173	134	77.5
	600100370	9152193	FIELDS COLLEGE	4	0	96	96	100.0	0	105	105	100.0	1	92	91	98.9
	600105075	9152233	FREEDOM PARK SECONDARY SCHOOL	3	6	168	119	70.8	5	153	120	78.4	4	146	114	78.1
	600100379	9101038	FUMANE SECONDARY SCHOOL	3					4	52	50	96.2	0	89	76	85.4
	600100414	9132023	GAOPOTLAKE SECONDARY SCHOOL	3	4	84	73	86.9	3	67	62	92.5	17	63	47	74.6
	600100416	9132024	GAOTIME SECONDARY SCHOOL	1	1	18	9	50.0	9	26	11	42.3	13	19	12	63.2
	600100423	9121041	GASEITSIWE HIGH SCHOOL	1	0	70	51	72.9	14	52	42	80.8	16	45	39	86.7
	600105061	9152227	GEELHOUT PARK SECONDARY	4	0	141	132	93.6	4	144	105	72.9	2	107	90	84.1
	600100506	9152026	GRENSWAG HIGH SCHOOL	4	1	103	101	98.1	0	83	78	94.0	0	166	157	94.6
	600100472	9152027	GRENVILLE HIGH SCHOOL	4	1	165	165	100.0	0	178	173	97.2	1	171	167	97.7

NORTH WEST																	
District Name	EMIS No	Centre No	Centre Name	Quintile	2015				2016				2017			
					No Progressed	Wrote	Achieved	% Achieved	No Progressed	Wrote	Achieved	% Achieved	No Progressed	Wrote	Achieved	% Achieved
BOJANALA PLATINUM DISTRICT	600100497	9152028	H F TLOU HIGH SCHOOL	3	3	264	247	93.6	0	228	224	98.2	15	231	211	91.3
	600100501	9152029	H T S RUSTENBURG	4	7	94	90	95.7	3	80	76	95.0	2	63	58	92.1
	600100507	9111047	HARTBEESPOORT HIGH SCHOOL	5	0	141	139	98.6	0	191	188	98.4	0	164	163	99.4
	600101448	9101048	HEBRON TECH AND COMM HIGH SCHOOL	3	28	235	149	63.4	125	198	142	71.7	104	143	79	55.2
	600100493	9121049	HENDRIK MAKAPAN HIGH SCHOOL	3	4	113	101	89.4	26	114	90	78.9	12	94	66	70.2
	600100495	9142030	HERMAN THEBE HIGH SCHOOL	3	46	46	40	87.0	3	55	50	90.9	18	63	54	85.7
	600100511	9132031	HOLY FAMILY COMBINED SCHOOL	4	0	59	56	94.9	0	82	79	96.3	0	76	74	97.4
	600100528	9121054	IKANENG HIGH SCHOOL	1	1	23	22	95.7	4	33	29	87.9	4	20	20	100.0
	600100530	9101055	IKATISONG SECONDARY SCHOOL	3	0	169	141	83.4	12	178	129	72.5	30	133	102	76.7
	600100534	9152032	IKETLETSO SECONDARY SCHOOL	2	21	105	101	96.2	26	201	189	94.0	23	215	193	89.8
	600100567	9121059	ITHUTENG COMMERCIAL HIGH SCHOOL	3	6	95	83	87.4	10	88	74	84.1	57	115	78	67.8
	600105127	9101262	ITSOSENG COMBINED SCHOOL	2	18	75	61	81.3	26	66	61	92.4	31	66	60	90.9
	600100582	9132036	ITUMELENG SECONDARY SCHOOL	3	69	115	97	84.3	22	81	70	86.4	7	97	80	82.5
	600100599	9132038	J M NTSIME SCHOOL	4	20	235	202	86.0	15	209	162	77.5	6	143	105	73.4
	600100598	9101061	JETHRO PELLE HIGH SCHOOL	1	2	74	58	78.4	5	71	46	64.8	24	63	43	68.3
	600100600	9111062	JOHANE MOKOLOBETSI SECONDARY SCHOOL	1					10	80	70	87.5	42	121	117	96.7
	600100615	9142039	KALAFI HIGH SCHOOL	3	0	34	29	85.3	8	38	25	65.8	4	18	18	100.0
	600100653	9152200	KELE COMBINED SCHOOL		0	21	19	90.5	9	28	22	78.6	0	36	28	77.8
	600100655	9152065	KELEDI SECONDARY SCHOOL	3	0	95	84	88.4	22	115	96	83.5	55	147	125	85.0
	600100671	9142044	KGALATLOWE HIGH SCHOOL	2	19	83	59	71.1	28	82	66	80.5	0	67	66	98.5
	600100673	9132045	KGAMANYANE HIGH SCHOOL	2	33	93	75	80.6	15	72	61	84.7	0	52	44	84.6
	600100675	9121063	KGAPHAMADI SCHOOL	2	0	138	123	89.1	11	94	85	90.4	61	131	108	82.4
	600100677	9158039	KGATSHENG-THABISO SEC SCHOOL	3									46	162	132	81.5
	600100706	9152050	KHAYALETHU SEC SCHOOL	1	0	77	64	83.1	38	83	69	83.1	9	97	58	59.8
	600100736	9101070	KLIPGAT HIGH SCHOOL	1	21	218	194	89.0	2	155	132	85.2	42	143	88	61.5
	600100793	9132058	KWENA TLASE SEC SCHOOL	1	0	89	62	69.7	21	68	61	89.7	27	91	78	85.7

NORTH WEST																	
District Name	EMIS No	Centre No	Centre Name	Quintile	2015				2016				2017			
					No Progressed	Wrote	Achieved	% Achieved	No Progressed	Wrote	Achieved	% Achieved	No Progressed	Wrote	Achieved	% Achieved
BOJANALA PLATINUM DISTRICT	600100815	9142059	LANGA-LA-SEMBO HIGH SCHOOL	1	14	43	29	67.4	38	25	13	52.0	9	29	20	69.0
	600100867	9132061	LEROME SECONDARY SCHOOL	1	13	52	45	86.5	4	53	51	96.2	16	110	84	76.4
	600100868	9112063	LEROTHODI HIGH SCHOOL	3	0	60	38	63.3	22	58	44	75.9	36	38	30	78.9
	600100877	9152064	LESELE SECONDARY SCHOOL	2	0	69	48	69.6	6	75	39	52.0	0	47	13	27.7
	600103620	9111085	LIGHTHOUSE CHRISTIAN COLLEGE		0	26	26	100.0	0	27	26	96.3	0	36	36	100.0
	600100910	9121086	LOALANE SEC SCHOOL	1	2	104	86	82.7	42	61	58	95.1	48	54	49	90.7
	600100911	9121087	LOBANG HIGH SCHOOL	1	8	12	10	83.3	0	35	28	80.0	0	18	15	83.3
	600100932	9101090	LOT MASHIANE SECONDARY SCHOOL	1	21	29	27	93.1	5	43	40	93.0	16	78	60	76.9
	600100964	9111095	MACHADAM COMBINED SCHOOL	3	28	37	22	59.5	0	19	19	100.0	2	29	29	100.0
	600102191	9101072	MADIBA-A-TOLOANE HIGH SCHOOL	2	0	87	80	92.0	63	89	86	96.6	52	103	87	84.5
	600101040	9132073	MAKUKA MIDDLE SCHOOL	1	0	50	41	82.0	7	52	48	92.3	0	28	19	67.9
	600101043	9111104	MALATSE-MOTSEPE HIGH SCHOOL	3	0	106	93	87.7	30	115	99	86.1	32	103	102	99.0
	600101048	9142074	MALEFO HIGH SCHOOL	1	0	134	111	82.8	11	106	98	92.5	38	123	106	86.2
	600101221	9121107	MAMODIBO HIGH SCHOOL	2	28	114	89	78.1	0	82	78	95.1	34	84	78	92.9
	600101066	9132075	MANAMAKGOTHA HIGH SCHOOL	1	108	131	120	91.6	31	125	114	91.2	1	164	93	56.7
	600101111	9152080	MARIKANA HIGH SCHOOL	1	33	86	81	94.2	0	73	69	94.5	7	74	72	97.3
	600101118	9101114	MARUATONA DIKOBE HIGH SCHOOL	1	0	38	33	86.8	3	50	35	70.0	4	34	28	82.4
	600101140	9152083	MATETENENE HIGH SCHOOL	2	0	47	40	85.1	6	102	72	70.6	17	106	87	82.1
	600101147	9121115	MATLAISANE SEC SCHOOL	3	32	89	72	80.9	109	149	112	75.2	41	84	71	84.5
	600101155	9152087	MATLHARE MOKAUTU HIGH SCHOOL	2	52	86	68	79.1	17	103	80	77.7	31	99	73	73.7
	600102384	9111118	MEERHOF SCHOOL		0	19	19	100.0	0	6	6	100.0	1	17	16	94.1
	600105344	9152092	MERIDIAN RUSTENBURG SECONDARY SCHOOL		0	85	77	90.6	5	94	82	87.2	2	78	72	92.3
	600105188	9152235	MERITI SECONDARY SCHOOL	3	1	146	137	93.8	59	239	170	71.1	3	124	110	88.7
	600101200	9101120	MICHA KGASI HIGH SCHOOL	2	66	166	142	85.5	35	112	89	79.5	20	118	93	78.8

NORTH WEST																	
District Name	EMIS No	Centre No	Centre Name	Quintile	2015				2016				2017			
					No Progressed	Wrote	Achieved	% Achieved	No Progressed	Wrote	Achieved	% Achieved	No Progressed	Wrote	Achieved	% Achieved
BOJANALA PLATINUM DISTRICT	600104032	9111121	MICHAEL MODISAKENG SECONDARY SCHOOL	1	47	113	94	83.2	83	156	120	76.9	6	144	118	81.9
	600105358	9101155	MMADIKETE LION SECONDARY SCHOOL	1					68	61	45	73.8	129	97	80	82.5
	600101212	9121124	MMAKAUNYANA SEC SCHOOL	2	8	74	57	77.0	40	74	42	56.8	33	91	54	59.3
	600101222	9101127	MMAMOGWAI SECONDARY SCHOOL	3					0	29	25	86.2	0	41	24	58.5
	600101226	9152095	MMANAPE HIGH SCHOOL	3	0	55	54	98.2	4	89	84	94.4	32	87	52	59.8
	600101228	9121128	MMANKALA TECH and COMM HIGH SCHOOL	3	80	156	133	85.3	13	135	113	83.7	25	87	69	79.3
	600101229	9101129	MMANOTSHE MODUANE HIGH SCHOOL	3	0	135	79	58.5	85	95	70	73.7	71	117	71	60.7
	600101249	9132096	MOCHUDI SECONDARY SCHOOL	2	0	24	13	54.2	9	29	17	58.6	3	38	28	73.7
	600101266	9132099	MODISE SECONDARY SCHOOL	2	0	20	13	65.0	19	24	19	79.2	8	14	8	57.1
	600101284	9111137	MOGALE SEC SCHOOL	2	8	99	92	92.9	50	98	83	84.7	26	83	46	55.4
	600103625	9112104	MOJAGEDI SECONDARY SCHOOL	1	0	19	11	57.9	0	20	18	90.0	6	17	14	82.4
	600101335	9121143	MOLEBATSI SEC SCHOOL	2	11	95	71	74.7	9	82	62	75.6	15	85	67	78.8
	600101375	9121144	MORATWE HIGH SCHOOL	1	6	20	14	70.0	2	16	14	87.5	9	29	18	62.1
	600101423	9111147	MOTHOTLUNG SCHOOL	3	68	133	120	90.2	88	95	85	89.5	27	71	68	95.8
	600101445	9121151	MOTSHEGOA HIGH SCHOOL	3	0	33	21	63.6	5	44	32	72.7	14	62	45	72.6
	600101457	9121153	MOTSWATEMENG HIGH SCHOOL	1	11	25	23	92.0	0	32	29	90.6	13	41	29	70.7
	600101469	9132114	MPHELA MIDDLE SCHOOL	1	1	21	13	61.9	1	25	13	52.0	2	12	11	91.7
	600101482	9152116	NAAUWPOORT HIGH SCHOOL	1	0	25	23	92.0	1	22	20	90.9	3	29	27	93.1
	600101489	9121156	NCHAUPE HIGH SCHOOL	3	19	59	49	83.1	22	86	67	77.9	28	81	60	74.1
	600105347	9158037	NEW COVENANT ACADEMY		0	20	5	25.0	3	13	3	23.1	4	20	9	45.0
	600101511	9132117	NKOBONG HIGH SCHOOL	3	0	34	27	79.4	15	26	20	76.9	0	31	26	83.9
	600101536	9101160	NTOLO SECONDARY SCHOOL	3	7	65	54	83.1	36	68	61	89.7	13	53	47	88.7
	600101544	9152120	NURAL-IMAN-MUSLIM SCHOOL		0	12	12	100.0	0	11	10	90.9	0	15	15	100.0
	600101563	9142122	OLEFILE HIGH SCHOOL	2	0	39	38	97.4	0	40	38	95.0	3	41	30	73.2

NORTH WEST																	
District Name	EMIS No	Centre No	Centre Name	Quintile	2015				2016				2017			
					No Progressed	Wrote	Achieved	% Achieved	No Progressed	Wrote	Achieved	% Achieved	No Progressed	Wrote	Achieved	% Achieved
BOJANALA PLATINUM DISTRICT	600101681	9152129	PRES MANGOPE TECH HIGH SCHOOL	4	2	307	284	92.5	11	271	263	97.0	0	239	206	86.2
	600101692	9101170	PUO-PHA SECONDARY SCHOOL	2	2	6	5	83.3	2	8	6	75.0	1	7	5	71.4
	600104059	9111171	RABBONI CHRISTIAN SCHOOL		0	38	37	97.4	0	34	34	100.0	5	45	43	95.6
	600101708	9112131	RAKGATLA HIGH SCHOOL	3	12	93	78	83.9	47	107	74	69.2	27	42	36	85.7
	600101711	9142132	RAKOKO SEN SEC SCHOOL	3	1	80	75	93.8	3	116	110	94.8	6	107	104	97.2
	600101743	9142138	RAMOTSHODI HIGH SCHOOL	3	0	50	31	62.0	0	23	11	47.8	14	18	14	77.8
	600101755	9132142	RAPHURELE HIGH SCHOOL	2	14	142	103	72.5	46	93	75	80.6	13	104	59	56.7
	600101769	9152143	RAUWANE SEPENG SEN SEC SCHOOL	4	0	201	159	79.1	101	201	149	74.1	17	204	136	66.7
	600101823	9101186	REKOPANTSWE HIGH SCHOOL	3	0	40	35	87.5	20	48	44	91.7	25	41	40	97.6
	600101839	9152148	RETHUSEGILE SEC SCHOOL	3	0	76	64	84.2	20	78	58	74.4	16	102	82	80.4
	600100509	9152153	RUSTENBURG HIGH SCHOOL	4	0	231	230	99.6	1	250	250	100.0	0	236	232	98.3
	600101866	9152154	RUSTENBURG OPVOEDKUNDIGE KOLLEGE		0	77	68	88.3	18	56	54	96.4	0	37	37	100.0
	600101900	9132236	SEDIBELO SECONDARY SCHOOL	3	2	18	18	100.0	2	45	44	97.8	0	87	81	93.1
	600101933	9152162	SEKETE IV HIGH SCHOOL	4	0	213	174	81.7	0	182	147	80.8	0	163	120	73.6
	600101939	9121202	SEKITLA HIGH SCHOOL	3	24	63	52	82.5	8	84	58	69.0	31	130	83	63.8
	600101953	9142163	SEMETSA SECONDARY SCHOOL	3	0	17	15	88.2	14	21	19	90.5	15	24	24	100.0
	600101954	9121204	SEMPAPA SECONDARY SCHOOL	3									1	47	39	83.0
	600101989	9142167	SHADRACK F ZIBI SEC SCHOOL	3	13	13	9	69.2	0	16	12	75.0	4	17	12	70.6
	600102017	9142169	ST ANNE`S HIGH SCHOOL	4	0	78	78	100.0	0	79	79	100.0	0	60	60	100.0
	600102027	9111211	ST TERESA HIGH SCHOOL	3	129	169	142	84.0	71	132	102	77.3	18	36	33	91.7
	600105313	9151007	SUNRISE VIEW SECONDARY SCHOOL	4									0	91	87	95.6
	600102071	9111216	THABA-MORULA HIGH SCHOOL	3	6	122	112	91.8	35	121	103	85.1	11	113	95	84.1
	600102096	9152177	THETHE HIGH SCHOOL	3	2	138	126	91.3	41	165	144	87.3	12	146	131	89.7
	600102109	9121221	THULARE HIGH SCHOOL	3	1	64	51	79.7	43	147	96	65.3	24	72	57	79.2

NORTH WEST																	
District Name	EMIS No	Centre No	Centre Name	Quintile	2015				2016				2017			
					No Progressed	Wrote	Achieved	% Achieved	No Progressed	Wrote	Achieved	% Achieved	No Progressed	Wrote	Achieved	% Achieved
BOJANALA PLATINUM DISTRICT	600105319	9152155	THUTO-KITSO RUSTENBURG CORR SERVICE	3									0	23	16	69.6
	600103615	9101223	THUTO-PELE HIGH SCHOOL	3	0	181	166	91.7	43	118	109	92.4	27	164	119	72.6
	600102134	9132237	TIDIMANE SECONDARY SCHOOL	3	2	46	39	84.8	0	101	47	46.5	2	57	43	75.4
	600102142	9152180	TIRELONG SECONDARY SCHOOL	3	3	30	23	76.7	8	41	30	73.2	2	26	24	92.3
	600102153	9152182	TLHABANE TECH AND COMM HIGH SCHOOL	4	30	185	178	96.2	73	290	262	90.3	19	222	199	89.6
	600102213	9132184	TSHAILE HIGH SCHOOL	3	10	21	18	85.7	0	31	31	100.0	2	25	22	88.0
	600102227	9101231	TSHEPAGALANG HIGH SCHOOL	3	2	145	121	83.4	37	128	82	64.1	29	142	95	66.9
	600102248	9132043	TSHOMANKANE HIGH SCHOOL	1	16	54	34	63.0	26	55	40	72.7	0	16	13	81.3
	600102250	9152187	TSHUKUDU HIGH SCHOOL	3	183	190	147	77.4	21	109	86	78.9	7	121	110	90.9
	600102264	9111237	TSOGO SECONDARY SCHOOL	3	8	127	122	96.1	21	139	134	96.4	5	139	135	97.1
	600102269	9132189	TSWAIDI HIGH SCHOOL	3	43	97	65	67.0	0	73	52	71.2	0	55	33	60.0
	600102293	9121241	UTSANE HIGH SCHOOL	3	13	158	117	74.1	16	127	101	79.5	16	112	68	60.7
	600100510	9111242	WAGPOS HIGH SCHOOL	4	0	122	121	99.2	0	143	140	97.9	2	147	144	98.0
	600102349	9121244	ZACHARIA MANKGATLENG SECONDARY	2	0	39	37	94.9	0	50	42	84.0	3	59	43	72.9
	600102359	9152191	ZINNIAVILLE SECONDARY	4	0	76	76	100.0	0	85	85	100.0	3	97	92	94.8
DR. K. KAUNDA DISTRICT	600105078	9215184	ALABAMA COMBINED SCHOOL	2	0	34	29	85.3	2	42	23	54.8	2	53	36	67.9
	600100020	9215003	ALABAMA SECONDARY	4	0	116	79	68.1	29	153	65	42.5	36	145	74	51.0
	600104089	9215004	AL-HUDA MUSLIM SCHOOL		0	9	9	100.0	0	20	20	100.0	0	10	10	100.0
	600100026	9215005	ARE-FADIMEHENG	3	0	261	191	73.2	24	184	131	71.2	35	193	108	56.0
	600105122	9225183	B A SEOBI SECONDARY SCHOOL	3	3	190	188	98.9	6	148	145	98.0	3	195	192	98.5
	600100160	9225009	BOITSHOKO HIGH SCHOOL	1	0	160	152	95.0	52	147	124	84.4	66	143	91	63.6
	600100190	9215010	BORAKANELO SECONDARY SCHOOL	3	0	163	109	66.9	53	95	85	89.5	131	145	109	75.2
	600100199	9204030	BOSCHPOORT COMBINED SCHOOL	1	0	23	15	65.2	6	32	13	40.6	0	24	19	79.2
	600100202	9205011	BOSKUIL COMBINED SCHOOL	1	0	17	16	94.1	0	21	16	76.2	4	11	10	90.9

NORTH WEST																	
District Name	EMIS No	Centre No	Centre Name	Quintile	2015				2016				2017			
					No Progressed	Wrote	Achieved	% Achieved	No Progressed	Wrote	Achieved	% Achieved	No Progressed	Wrote	Achieved	% Achieved
DR. K. KAUNDA DISTRICT	600100213	9225012	BOTOKA COMPREHENSIVE SCHOOL	3	0	87	74	85.1	3	86	66	76.7	24	200	75	37.5
	600100238	9215014	CHRIS HANI SECONDARY SCHOOL	3	19	29	27	93.1	14	41	38	92.7	19	38	34	89.5
	600100241	9215016	COCEKANI HIGH SCHOOL	2	2	45	35	77.8	19	77	51	66.2	17	25	20	80.0
	600100303	9215019	DIRANG KA NATLA COMPREHENSIVE HIGH	3	4	73	47	64.4	27	75	42	56.0	14	63	26	41.3
	600100348	9215022	EDUCATORS HIGH SCHOOL		5	23	20	87.0	2	19	15	78.9	3	14	9	64.3
	600100517	9225024	FERDINAND POSTMA	4	0	69	69	100.0	1	77	77	100.0	0	95	95	100.0
	600100389	9215026	GAENTHONE SECONDARY SCHOOL	3	57	117	61	52.1	62	74	61	82.4	44	46	37	80.4
	600100428	9205028	GATELAPELE SECONDARY SCHOOL	3	70	186	151	81.2	95	142	102	71.8	16	88	78	88.6
	600100734	9215031	H T S KLERKSDORP	4	6	208	201	96.6	0	202	190	94.1	2	231	209	90.5
	600100500	9225032	H T S POTCHEFSTROOM	4	0	115	104	90.4	2	122	94	77.0	14	158	143	90.5
	600100502	9225034	HOER VOLKSKOOL	4	0	201	200	99.5	1	185	183	98.9	1	196	192	98.0
	600100626	9215042	KANANA SEC SCHOOL	2	0	56	55	98.2	33	97	82	84.5	16	80	55	68.8
	600100733	9215051	KLERKSDORP HIGH SCHOOL	5	0	167	166	99.4	1	148	148	100.0	2	152	151	99.3
	600100731	9215053	KLERKSDORP SECONDARY	4	0	60	55	91.7	9	66	51	77.3	5	52	37	71.2
	600100866	9204086	LERETLETSE-LESEDI SEC SCHOOL	1	0	41	35	85.4	18	16	16	100.0	27	42	30	71.4
	600100871	9205060	LERUNTSE-LESEDI SEC SCHOOL	3	11	25	24	96.0	8	25	23	92.0	4	58	54	93.1
	600100892	9215062	LETLHASEDI COMBINED SCHOOL	1	0	31	26	83.9	20	28	24	85.7	5	51	38	74.5
	600105124	9205182	MAITEMOGELO SEC SCHOOL	3	41	91	58	63.7	36	79	59	74.7	20	34	32	94.1
	600101060	9204107	MAMORATWA MIDDLE F A	1	0	36	31	86.1	1	21	19	90.5	4	16	14	87.5
	600101154	9215068	MATLHALENG HIGH SCHOOL	2	0	100	79	79.0	15	95	69	72.6	27	89	46	51.7
	600101159	9215069	MATLOSANE SEN SEC SCHOOL	3	0	96	87	90.6	29	149	123	82.6	48	217	160	73.7
	600101203	9215071	MILNER HIGH SCHOOL	4	0	165	154	93.3	4	166	149	89.8	0	154	131	85.1
	600101241	9215072	MMOKENG SECONDARY SCHOOL	3	78	114	86	75.4	43	89	59	66.3	51	98	61	62.2
	600101280	9215073	MOFATLHOSI SECONDARY SCHOOL	3	105	104	40	38.5	59	32	28	87.5	34	55	25	45.5
	600104291	9215169	NEW VISION SECONDARY SCHOOL	4	0	127	125	98.4	1	134	123	91.8	7	156	142	91.0

NORTH WEST																	
District Name	EMIS No	Centre No	Centre Name	Quintile	2015				2016				2017			
					No Progressed	Wrote	Achieved	% Achieved	No Progressed	Wrote	Achieved	% Achieved	No Progressed	Wrote	Achieved	% Achieved
DR. K. KAUNDA DISTRICT	600101508	9215079	NKANG-MAHLALE SECONDARY SCHOOL	2	49	133	120	90.2	51	84	71	84.5	29	79	62	78.5
	600101534	9205081	NTLATSENG PUBLIC COMBINED SCHOOL	1	0	9	6	66.7	0	15	8	53.3	3	7	4	57.1
	600101582	9215086	ORKNEY HIGH SCHOOL	4	0	48	46	95.8	4	53	45	84.9	4	60	50	83.3
	600104247	9215156	OVERVAAL PRIVAAT SKOOL		0	16	16	100.0	0	11	10	90.9	0	9	9	100.0
	600101620	9215090	PHAKELA COMBINED SCHOOL	1	0	22	17	77.3	0	28	21	75.0	2	26	12	46.2
	600101639	9225092	PHIRI HIGH SCHOOL	3	0	47	40	85.1	0	62	56	90.3	22	97	55	56.7
	600104104	9215093	PINNACLE PRIM and SEC BOARDING SCHOOL		0	32	25	78.1	0	28	21	75.0	0	24	23	95.8
	600101661	9225094	POELANO HIGH SCHOOL	3	0	45	33	73.3	0	43	30	69.8	7	38	24	63.2
	600101672	9225095	POTCHEFSTROOM BOYS HIGH	4	0	85	82	96.5	0	83	82	98.8	2	85	72	84.7
	600101674	9225098	POTCHEFSTROOM GIMNASIUM	4	1	207	207	100.0	0	185	185	100.0	0	162	162	100.0
	600101675	9225099	POTCHEFSTROOM GIRLS HIGH	4	0	97	96	99.0	0	88	88	100.0	0	92	91	98.9
	600101676	9225100	POTCHEFSTROOM SECONDARY	3	0	61	58	95.1	10	59	56	94.9	6	56	48	85.7
	600101683	9225104	PROMOSA SECONDARY SCHOOL	3	88	134	58	43.3	33	59	50	84.7	55	112	64	57.1
	600101771	9205106	REABONA SECONDARY SCHOOL	3	0	125	90	72.0	46	102	70	68.6	50	109	92	84.4
	600104096	9204181	REALEKA SECONDARY SCHOOL	2	5	114	106	93.0	18	132	118	89.4	31	121	104	86.0
	600101804	9225107	REGOROGILE COMBINED SCHOOL	3	0	20	10	50.0	16	17	3	17.6	25	19	10	52.6
	600101835	9225108	RESOLOFETSE SECONDARY SCHOOL	4	0	84	48	57.1	20	79	46	58.2	9	35	30	85.7
	600101883	9204200	SANNIESHOF HIGH SCHOOL	4	0	41	41	100.0	0	37	37	100.0	0	37	37	100.0
	600101887	9215110	SCHOONSPRUIT HIGH SCHOOL	4	3	138	138	100.0	3	145	145	100.0	1	147	147	100.0
	600101928	9225116	SEIPHEMELO SECONDARY SCHOOL	3	23	105	101	96.2	23	114	102	89.5	3	163	113	69.3
	600102035	9215118	STILFONTEIN HIGH SCHOOL	4	0	56	53	94.6	14	89	82	92.1	20	71	51	71.8
	600102126	9215125	THUTO THEBE SECONDARY SCHOOL	3	0	71	51	71.8	26	40	31	77.5	31	60	21	35.0
	600102122	9225126	THUTO-BOSWA SECONDARY SCHOOL	3	0	104	89	85.6	38	154	134	87.0	98	168	110	65.5
	600102127	9215129	THUTO-TSEBO SECONDARY SCHOOL	2	0	124	116	93.5	38	118	102	86.4	49	115	99	86.1

NORTH WEST																	
District Name	EMIS No	Centre No	Centre Name	Quintile	2015				2016				2017			
					No Progressed	Wrote	Achieved	% Achieved	No Progressed	Wrote	Achieved	% Achieved	No Progressed	Wrote	Achieved	% Achieved
DR. K. KAUNDA DISTRICT	600102140	9205131	TIRAGALO SECONDARY SCHOOL	3	0	38	31	81.6	45	60	41	68.3	34	80	52	65.0
	600105167	9204464	TIRISANO SECONDARY SCHOOL	2	0	88	51	58.0	60	71	57	80.3	23	29	24	82.8
	600102172	9204237	TLHOAFALO SECONDARY SCHOOL	2	8	82	42	51.2	71	84	30	35.7	4	25	24	96.0
	600102181	9225133	TLOKWE SECONDARY SCHOOL	3	0	127	89	70.1	12	102	88	86.3	21	96	73	76.0
	600102202	9215134	TSAMMA SECONDARY SCHOOL	3	15	114	101	88.6	14	94	78	83.0	16	115	107	93.0
	600102216	9215135	TSHEBEDISANO SECONDARY SCHOOL	3	1	148	123	83.1	1	83	74	89.2	16	212	162	76.4
	600102217	9215136	TSHEDIMOSETSO SECONDARY SCHOOL	3	0	63	48	76.2	26	102	72	70.6	38	99	75	75.8
	600102295	9215142	VAAL REEFS TECHNICAL HIGH SCHOOL	3	1	243	172	70.8	80	241	150	62.2	40	196	117	59.7
	600102305	9225144	VENTERSDORP HIGH SCHOOL	5	1	20	16	80.0	0	15	15	100.0	0	12	11	91.7
	600102324	9215146	VUYANIMAWETHU SECONDARY SCHOOL	3	22	141	69	48.9	77	175	138	78.9	32	175	113	64.6
	600102335	9215149	WESVALIA HIGH SCHOOL	5	5	136	136	100.0	1	126	126	100.0	2	110	110	100.0
	600102344	9205150	WOLMARANSSTAD HIGH SCHOOL	4	0	57	56	98.2	0	57	56	98.2	0	75	75	100.0
DR. R.S. MOMPATI DISTRICT	600100041	9304004	BADIBANA HIGH SCHOOL	2	0	72	42	58.3	15	52	42	80.8	29	87	41	47.1
	600100062	9304006	BAKOLOBENG JUNIOR SECONDARY SCHOOL	2	0	61	51	83.6	4	73	62	84.9	38	53	43	81.1
	600100094	9313007	BATLHAPING HIGH SCHOOL	1	0	182	165	90.7	57	208	183	88.0	50	96	78	81.3
	600100431	9315008	BLOEMHOF COMBINED	4	0	38	34	89.5	0	34	32	94.1	2	33	29	87.9
	600100135	9313011	BOGOSING HIGH SCHOOL	1	0	41	33	80.5	0	44	36	81.8	17	62	44	71.0
	600100152	9304021	BOITHAOPO HIGH SCHOOL	3	1	95	70	73.7	11	100	86	86.0	41	132	93	70.5
	600100185	9333017	BOPAGANANG PUBLIC SCHOOL	3	17	84	64	76.2	37	147	96	65.3	21	62	41	66.1
	600100191	9323018	BORE SECONDARY SCHOOL	2	0	76	66	86.8	18	56	52	92.9	4	81	56	69.1
	600100219	9323022	BRAY INTERMEDIATE SCHOOL	1	0	11	7	63.6	4	28	25	89.3	3	19	17	89.5
	600100237	9333023	CHOSENG SECONDARY SCHOOL	1					0	32	30	93.8	1	41	37	90.2
	600100239	9315015	CHRISTIANA COMBINED	4	0	39	37	94.9	0	32	32	100.0	5	20	20	100.0
	600105106	9313234	CHRISTIANA SCHOOL FOR THE BLIND		0	4	4	100.0	1	10	10	100.0	1	4	4	100.0

NORTH WEST																	
District Name	EMIS No	Centre No	Centre Name	Quintile	2015				2016				2017			
					No Progressed	Wrote	Achieved	% Achieved	No Progressed	Wrote	Achieved	% Achieved	No Progressed	Wrote	Achieved	% Achieved
DR. R.S. MOMPATI DISTRICT	600100245	9333025	COLINDA SECONDARY	3	0	68	54	79.4	6	48	38	79.2	6	64	42	65.6
	600100311	9323032	DITEHO SECONDARY SCHOOL	1					0	40	27	67.5	4	34	26	76.5
	600100381	9304043	G S PHOI HIGH SCHOOL	1	0	91	40	44.0	80	58	33	56.9	103	39	18	46.2
	600100384	9313034	GABOBIDIWE HIGH SCHOOL	2	0	97	84	86.6	21	133	87	65.4	18	78	65	83.3
	600104075	9304048	GA-KHUNWANA HIGH SCHOOL	3	3	132	88	66.7	31	122	90	73.8	54	142	98	69.0
	600100413	9315027	GAOPALELWE SECONDARY SCHOOL	2	0	123	70	56.9	63	130	95	73.1	26	119	89	74.8
	600100436	9304051	GEYSDORP SECONDARY SCHOOL	1	0	76	69	90.8	13	50	43	86.0	29	57	46	80.7
	600100463	9304053	GOTHATA SECONDARY SCHOOL	1	8	69	43	62.3	19	37	33	89.2	31	58	38	65.5
	600100518	9323045	HUHUDI HIGH SCHOOL	2	0	129	90	69.8	40	60	57	95.0	38	53	44	83.0
	600100541	9304057	IKOPANYENG SECONDARY SCHOOL	1	0	111	107	96.4	16	100	93	93.0	33	129	77	59.7
	600100549	9335038	IPELEGENG HIGH SCHOOL	3	0	93	69	74.2	34	75	54	72.0	36	94	56	59.6
	600101286	9304131	ITLOTLENG MOGAWANE SECONDARY SCHOOL	2	0	43	38	88.4	20	36	23	63.9	11	22	16	72.7
	600100576	9323053	ITSHOLETSENG SECONDARY SCHOOL	1									1	25	10	40.0
	600100578	9335039	ITSHUPENG SECONDARY SCHOOL	3	2	121	92	76.0	6	140	125	89.3	41	95	74	77.9
	600100596	9333054	JERRY MAHURA SECONDARY SCHOOL	2	13	50	43	86.0	45	79	62	78.5	28	43	40	93.0
	600100601	9333233	JOHN FRYLINCK SECONDARY SCHOOL	1					0	20	17	85.0	4	49	19	38.8
	600100604	9313055	JOSEPH SAKU MIDDLE SCHOOL	1	0	33	30	90.9	0	42	40	95.2	0	48	42	87.5
	600100692	9323068	KGONONYANE HIGH SCHOOL	1	0	115	85	73.9	52	82	51	62.2	47	90	68	75.6
	600100694	9304073	KGOSI SHOPE SECONDARY SCHOOL	1									3	41	34	82.9
	600100697	9313070	KGOSIETSILE-LETHOLA MIDDLE SCHOOL	3	0	93	61	65.6	0	61	33	54.1	3	77	41	53.2
	600100699	9323072	KGOSITHEBE COMBINED SCHOOL	1	4	38	16	42.1	17	30	18	60.0	1	16	11	68.8
	600100725	9333075	KISMET SECONDARY	4	0	24	24	100.0	0	30	30	100.0	0	22	21	95.5
	600100726	9323076	KITLANANG SECONDARY SCHOOL	1					0	19	9	47.4	5	32	17	53.1
	600105066	9304279	KOPANELO SECONDARY SCHOOL	3	1	30	29	96.7	2	46	43	93.5	10	52	36	69.2

NORTH WEST																	
District Name	EMIS No	Centre No	Centre Name	Quintile	2015				2016				2017			
					No Progressed	Wrote	Achieved	% Achieved	No Progressed	Wrote	Achieved	% Achieved	No Progressed	Wrote	Achieved	% Achieved
DR. R.S. MOMPATI DISTRICT	600100770	9315056	KROMELLENBOOG COMBINED SCHOOL	1	0	20	18	90.0	0	24	15	62.5	2	34	20	58.8
	600100864	9313085	LEPHA TSHIMILE HIGH SCHOOL	1	55	70	55	78.6	42	82	56	68.3	22	80	56	70.0
	600100819	9315059	LE-RONA SCHOOL	3	0	89	81	91.0	0	76	59	77.6	43	44	39	88.6
	600100872	9304088	LERUNTSE-LESEDI HIGH SCHOOL	1	0	71	66	93.0	20	77	67	87.0	15	64	53	82.8
	600100879	9333087	LESHOBO SECONDARY SCHOOL	1									2	24	14	58.3
	600101594	9304164	LODIRILE-TSWAING HIGH SCHOOL	1	6	54	40	74.1	6	55	48	87.3	14	61	47	77.0
	600100955	9333091	MAATLA HIGH SCHOOL	1	0	112	79	70.5	33	146	99	67.8	28	75	49	65.3
	600104057	9304101	MADIBOGO HIGH SCHOOL	2	0	117	108	92.3	28	157	138	87.9	40	127	96	75.6
	600101016	9313094	MAJENG SEC SCHOOL	2	16	74	48	64.9	27	53	31	58.5	32	41	27	65.9
	600105077	9313231	MAMMUTLA SECONDARY SCHOOL	3	0	29	17	58.6	10	37	15	40.5	26	22	13	59.1
	600104004	9335155	MAMPHO SECONDARY SCHOOL	1	0	54	53	98.1	0	66	62	93.9	15	64	54	84.4
	600101071	9313099	MANKUROANE TECH AND COMM H/S	1	0	48	47	97.9	14	47	47	100.0	27	65	44	67.7
	600101119	9333102	MARUBISING SECONDARY SCHOOL	2	0	26	23	88.5	7	43	31	72.1	11	24	20	83.3
	600101267	9323111	MODISE KANONO SECONDARY SCHOOL	2					0	25	5	20.0	9	3	3	100.0
	600101319	9333115	MOKGARENG HIGH SCHOOL	2	8	74	37	50.0	57	55	26	47.3	16	9	8	88.9
	600101357	9323117	MONCHUSI SECONDARY SCHOOL	2	0	112	103	92.0	0	79	69	87.3	19	87	68	78.2
	600101380	9323120	MORERI SECONDARY SCHOOL	1	0	47	36	76.6	24	31	28	90.3	10	37	30	81.1
	600101419	9313125	MOTHELESI SECONDARY SCHOOL	2	11	16	15	93.8	0	15	14	93.3	1	18	16	88.9
	600101442	9333126	MOTSEMME SECONDARY SCHOOL	2					20	37	24	64.9	21	39	22	56.4
	600101524	9304156	NOTO HIGH SCHOOL	1	5	54	47	87.0	0	142	95	66.9	92	56	47	83.9
	600101552	9335084	OBANG SECONDARY SCHOOL	3	0	43	32	74.4	8	72	45	62.5	44	51	37	72.5
	600101558	9323131	OGODISENG SECONDARY SCHOOL	2	0	40	35	87.5	0	68	50	73.5	14	58	48	82.8
	600104097	9304162	ONKABETSE-THUTO TECHNICAL and COMM	3	0	121	72	59.5	20	68	49	72.1	34	61	39	63.9
	600101590	9313134	P H MOEKETSI AGRIC HIGH SCHOOL	3	1	46	44	95.7	0	48	46	95.8	0	53	51	96.2
	600101632	9304167	PHATSIMA SEC SCHOOL	3	10	76	67	88.2	13	96	80	83.3	8	44	40	90.9

NORTH WEST																	
District Name	EMIS No	Centre No	Centre Name	Quintile	2015				2016				2017			
					No Progressed	Wrote	Achieved	% Achieved	No Progressed	Wrote	Achieved	% Achieved	No Progressed	Wrote	Achieved	% Achieved
DR. R.S. MOMPATI DISTRICT	600101650	9323143	PICA PAU HIGH SCHOOL	1	0	8	1	12.5	0	13	8	61.5	0	12	9	75.0
	600101653	9313145	PINAGARE HIGH SCHOOL	3	0	90	85	94.4	15	94	84	89.4	22	107	98	91.6
	600101656	9323146	PITSO LETLHOGILE MIDDLE SCHOOL	1	3	41	31	75.6	12	25	19	76.0	21	51	41	80.4
	600101687	9333148	PUDUMONG SEC SCHOOL	3	0	90	60	66.7	52	140	105	75.0	62	70	47	67.1
	600101690	9333149	PULE LEEUW COMPREHENSIVE SEC SCHOOL	3	49	133	87	65.4	26	111	69	62.2	92	80	61	76.3
	600103605	9323150	RADITSHANE SECONDARY SCHOOL	2									3	26	5	19.2
	600100170	9304174	RAKGWEDI-BOKANG HIGH SCHOOL	2	0	63	39	61.9	25	59	44	74.6	37	41	38	92.7
	600101734	9304178	RAMOKONYANE SECONDARY SCHOOL	1					0	9	9	100.0	3	7	7	100.0
	600104268	9335162	REABETSWE SECONDARY SCHOOL	3	0	172	167	97.1	35	160	133	83.1	16	125	112	89.6
	600101792	9313157	REEMEKATHATA SECONDARY SCHOOL	3									0	25	11	44.0
	600101814	9323161	REITSHOKILE INTERMEDIATE SCHOOL	1	4	16	3	18.8	0	25	14	56.0	10	14	7	50.0
	600101818	9313162	REIVILO COMBINED PUBLIC SCHOOL	3	0	27	19	70.4	4	32	24	75.0	5	40	19	47.5
	600101819	9313163	REIVILO HIGH SCHOOL	3	0	38	38	100.0	10	45	42	93.3	6	42	32	76.2
	600105310	9333235	REKGARATLHILE SECONDARY SCHOOL	3	0	25	20	80.0	6	29	25	86.2	23	36	31	86.1
	600100503	9335111	SCHWEIZER RENEKE HIGH SCHOOL	4	0	72	65	90.3	0	65	58	89.2	1	68	57	83.8
	600105132	9313064	SEABO HIGH SCHOOL	3	0	79	60	75.9	38	86	63	73.3	22	59	44	74.6
	600101896	9323171	SEBETWANE SECONDARY SCHOOL	1	32	133	72	54.1	21	74	53	71.6	38	55	42	76.4
	600100136	9333012	SEKATE BOIJANE MAHURA SEC SCHOOL	1	0	51	43	84.3	48	62	33	53.2	30	77	40	51.9
	600101963	9313175	SEOLESENG SECONDARY SCHOOL	1									3	22	8	36.4
	600101980	9323176	SETSWAKGOSING HIGH SCHOOL	2	0	122	109	89.3	39	141	86	61.0	11	55	44	80.0
	600102025	9313178	ST PAUL`S HIGH SCHOOL	3	0	89	59	66.3	0	84	68	81.0	45	98	83	84.7
	600102031	9333180	STELLA HIGH SCHOOL	4	0	28	27	96.4	0	25	25	100.0	0	22	22	100.0
	600102057	9323181	TASMAN SECONDARY SCHOOL	2					17	25	23	92.0	7	35	22	62.9
	600102073	9313183	THABASIKWA SECONDARY SCHOOL	3	0	52	28	53.8	0	25	15	60.0	6	46	22	47.8

NORTH WEST																	
District Name	EMIS No	Centre No	Centre Name	Quintile	2015				2016				2017			
					No Progressed	Wrote	Achieved	% Achieved	No Progressed	Wrote	Achieved	% Achieved	No Progressed	Wrote	Achieved	% Achieved
DR. R.S. MOMPATI DISTRICT	600102084	9333184	THAKUNG SECONDARY SCHOOL	3	2	12	9	75.0	2	16	16	100.0	9	22	18	81.8
	600102086	9333185	THAPAMA HIGH SCHOOL	1	0	71	61	85.9	108	145	66	45.5	67	60	45	75.0
	600102119	9323190	THUSO THEBE HIGH SCHOOL	1	20	77	52	67.5	26	83	76	91.6	31	65	53	81.5
	600102120	9313191	THUSOETSILE MIDDLE SCHOOL	1	2	40	32	80.0	31	52	40	76.9	29	38	30	78.9
	600103604	9315128	THUTO-LORE PUBLIC SEC SCHOOL	3	3	62	46	74.2	32	79	63	79.7	32	73	49	67.1
	600102137	9333195	TIGER KLOOF COMBINED SCHOOL	4	0	78	75	96.2	0	81	80	98.8	0	83	82	98.8
	600102183	9323198	TLOTLANG-THUTO MIDDLE SCHOOL	1	0	15	13	86.7	7	17	17	100.0	13	10	10	100.0
	600102192	9323199	TONG COMPREHENSIVE SECONDARY SCHOOL	2	0	165	93	56.4	13	94	40	42.6	23	79	28	35.4
	600102198	9313201	TOTONYANE SECONDARY SCHOOL	1	10	19	18	94.7	5	22	20	90.9	13	26	21	80.8
	600102207	9313203	TSELAATHUTO SECONDARY SCHOOL	2									0	18	11	61.1
	600103611	9323232	TSHIPIETSILE SECONDARY SCHOOL	2	0	11	10	90.9	1	14	14	100.0	1	24	23	95.8
	600102292	9304249	UTLWANANG-BAROLONG SECONDARY SCHOOL	2	0	111	84	75.7	62	175	105	60.0	37	97	57	58.8
	600102298	9315143	VAALOEWER SECONDARY SCHOOL	3	4	11	8	72.7	1	10	9	90.0	32	11	8	72.7
	600102321	9333217	VRYBURG HIGH SCHOOL	4	0	106	105	99.1	0	106	106	100.0	0	121	117	96.7
	600102328	9313219	WALTER LETSIE SECONDARY SCHOOL	2	2	61	43	70.5	13	69	39	56.5	29	63	44	69.8
NGAKA M. MOLEMA DISTRICT	600100056	9414005	BAITSHOKI SENIOR SECONDARY SCHOOL	1	62	183	144	78.7	50	80	71	88.8	42	124	96	77.4
	600100083	9434010	BAROLONG HIGH SCHOOL	2	40	197	144	73.1	42	224	195	87.1	90	180	127	70.6
	600100097	9424013	BATLOUNG JUNIOR SECONDARY SCHOOL	1	22	156	94	60.3	20	110	92	83.6	35	109	62	56.9
	600100101	9434015	BATSWANA HIGH COMMERCIAL SCHOOL	4	23	323	305	94.4	39	228	209	91.7	19	171	161	94.2
	600100109	9414016	BETHEL HIGH SCHOOL	4	0	126	117	92.9	1	109	84	77.1	5	100	82	82.0
	600100124	9414018	BODIBE SECONDARY SCHOOL	1					0	61	55	90.2	4	64	47	73.4
	600100155	9434022	BOITSEANAPE TECH and COMM SCHOOL	4	38	65	64	98.5	17	160	138	86.3	17	110	97	88.2
	600100161	9424023	BOITSHOKO SECONDARY SCHOOL	1					0	9	8	88.9	24	19	16	84.2

NORTH WEST																	
District Name	EMIS No	Centre No	Centre Name	Quintile	2015				2016				2017			
					No Progressed	Wrote	Achieved	% Achieved	No Progressed	Wrote	Achieved	% Achieved	No Progressed	Wrote	Achieved	% Achieved
NGAKA M. MOLEMA DISTRICT	600100188	9414026	BOPHIRIMA SECONDARY SCHOOL	1	34	66	49	74.2	90	110	88	80.0	4	41	33	80.5
	600100243	9414033	COLIGNY HIGH SCHOOL	4	7	50	50	100.0	3	51	49	96.1	2	55	54	98.2
	600105355	9424280	CURRO ACADEMY MAHIKENG										0	41	36	87.8
	600100255	9424034	DANVILLE SECONDARY	4	39	123	64	52.0	33	58	42	72.4	16	89	55	61.8
	600100374	9414039	F M RAMABOEA TECHN AND COMM HIGH SCHO	1	26	84	75	89.3	38	38	36	94.7	93	71	56	78.9
	600100385	9402021	GABONEWE SECONDARY SCHOOL	1	0	48	46	95.8	0	32	32	100.0	0	37	33	89.2
	600100386	9414044	GABORONE SECONDARY SCHOOL	1	0	21	15	71.4	6	20	18	90.0	1	22	18	81.8
	600100393	9414047	GAETSHO HIGH SCHOOL	1	31	131	117	89.3	98	160	138	86.3	25	77	64	83.1
	600105067	9424277	GOLF VIEW PARK HIGH SCHOOL	4	0	102	87	85.3	1	88	82	93.2	12	126	104	82.5
	600100522	9444054	IKAGELENG HIGH SCHOOL	1	24	113	79	69.9	44	62	51	82.3	50	24	16	66.7
	600100586	9414063	J M LEKGETHA COMMERCIAL HIGH	1	9	101	88	87.1	55	62	61	98.4	25	69	64	92.8
	600100592	9434064	JAN MASIBI SECONDARY SCHOOL	1					0	45	38	84.4	11	31	29	93.5
	600100593	9444065	JANGJO SECONDARY SCHOOL	2	0	73	31	42.5	21	48	45	93.8	42	48	35	72.9
	600100612	9434066	KAGISO BAROLONG HIGH SCHOOL	2	10	45	41	91.1	5	40	34	85.0	3	35	32	91.4
	600100642	9434068	KEBALEPILE JUN SEC SCHOOL	4	0	232	184	79.3	5	145	127	87.6	41	146	86	58.9
	600103608	9424069	KEBONANG SECONDARY SCHOOL	4	37	169	129	76.3	52	134	83	61.9	47	98	63	64.3
	600103624	9414071	KGOKE LESABE PUBLIC SCHOOL	1	0	50	34	68.0	27	31	19	61.3	11	16	16	100.0
	600100695	9402049	KGOSIBODIBA COMMERCIAL SEC SCHOOL	3					9	59	59	100.0	0	20	19	95.0
	600100759	9414077	KOPANELO COMBINED SCHOOL	1	7	54	38	70.4	0	26	26	100.0	4	45	37	82.2
	600100768	9402056	KOSTER HIGH SCHOOL	3	0	52	51	98.1	0	27	27	100.0	0	40	40	100.0
	600100783	9404079	KUTLWANO COMBINED SCHOOL	1	0	15	15	100.0	9	14	14	100.0	5	6	6	100.0
	600100816	9424080	LAPOLOGANG SEN SEC SCHOOL	3	57	200	113	56.5	55	89	71	79.8	35	63	49	77.8
	600100882	9434089	LETEANE HIGH SCHOOL	3	0	96	93	96.9	73	130	103	79.2	23	101	77	76.2
	600100898	9424090	LETSATSING HIGH SCHOOL	4	2	141	111	78.7	0	122	96	78.7	7	48	35	72.9

NORTH WEST																	
District Name	EMIS No	Centre No	Centre Name	Quintile	2015				2016				2017			
					No Progressed	Wrote	Achieved	% Achieved	No Progressed	Wrote	Achieved	% Achieved	No Progressed	Wrote	Achieved	% Achieved
NGAKA M. MOLEMA DISTRICT	600100904	9414095	LICHTENBURG HIGH SCHOOL	5	1	196	196	100.0	0	209	207	99.0	1	236	233	98.7
	600104098	9424261	LIVING FAITH COMBINED SCHOOL						0	14	11	78.6	0	9	7	77.8
	600104001	9424099	MAANO SECONDARY SCHOOL	2	0	35	28	80.0	8	38	35	92.1	3	42	32	76.2
	600100967	9424100	MADIBA HIGH SCHOOL	1	0	15	14	93.3	0	9	9	100.0	3	18	18	100.0
	600100984	9424102	MAFIKENG HIGH SCHOOL	4	0	84	76	90.5	2	89	81	91.0	0	85	72	84.7
	600103606	9444112	MARUAPULA SECONDARY SCHOOL	1	0	32	26	81.3	9	37	29	78.4	2	23	22	95.7
	600104037	9434115	MASELWANYANE HIGH SCHOOL	1	0	37	30	81.1	6	41	36	87.8	6	23	20	87.0
	600101169	9444117	MATTHEWS MANGOPE HIGH SCHOOL	1	2	44	40	90.9	16	16	16	100.0	5	19	18	94.7
	600101207	9424120	MMABATHO HIGH SCHOOL	4	18	185	177	95.7	11	177	172	97.2	0	152	138	90.8
	600101210	9444123	MMAJANE SEC SCHOOL	2	16	93	59	63.4	27	51	47	92.2	25	45	42	93.3
	600101213	9444124	MMAKGAJE SECONDARY SCHOOL	2	0	23	21	91.3	2	21	20	95.2	3	28	22	78.6
	600101240	9434127	MMOLEDI HIGH SCHOOL	2	0	53	47	88.7	40	69	50	72.5	19	51	38	74.5
	600101251	9424129	MOCOCE HIGH SCHOOL	2	4	67	63	94.0	8	73	72	98.6	31	57	43	75.4
	600101274	9402218	MOEDWIL SECONDARY SCHOOL	1	0	30	28	93.3	16	55	47	85.5	5	54	47	87.0
	600101275	9402100	MOEFI HIGH SCHOOL	2	0	52	36	69.2	47	59	55	93.2	26	45	36	80.0
	600101283	9434130	MOGAKOLODI-MASIBI COMPR SCHOOL	1	25	35	32	91.4	1	34	29	85.3	3	59	54	91.5
	600101315	9444135	MOKGAKALA HIGH SCHOOL	2	0	89	44	49.4	71	49	34	69.4	13	87	54	62.1
	600101029	9444136	MOKGOJWA INTERMEDIATE SCHOOL	2	14	33	26	78.8	2	17	17	100.0	6	13	13	100.0
	600105254	9424476	MOLELWANE SECONDARY SCHOOL	3	12	165	133	80.6	26	133	118	88.7	54	166	121	72.9
	600101374	9402108	MORARE SCHOOL	3	0	78	67	85.9	2	74	72	97.3	25	106	81	76.4
	600101376	9414140	MORE SEC SCHOOL	1	8	51	51	100.0	4	62	56	90.3	12	68	52	76.5
	600101395	9444142	MOSEKAPHOFU SECONDARY SCHOOL	1	26	54	30	55.6	18	24	22	91.7	18	20	19	95.0
	600101406	9434144	MOSIKARE SECONDARY SCHOOL	1	12	74	58	78.4	23	133	101	75.9	10	78	60	76.9
	600101420	9434146	MOTHIBINYANE HIGH SCHOOL	2	0	68	58	85.3	8	59	54	91.5	8	41	39	95.1
	600101434	9402110	MOTLHAPUTSENG SCHOOL	3	0	139	129	92.8	14	80	78	97.5	0	62	60	96.8
	600101439	9444148	MOTSAALORE SECONDARY SCHOOL	1	0	62	37	59.7	48	39	34	87.2	11	46	40	87.0

NORTH WEST																	
District Name	EMIS No	Centre No	Centre Name	Quintile	2015				2016				2017			
					No Progressed	Wrote	Achieved	% Achieved	No Progressed	Wrote	Achieved	% Achieved	No Progressed	Wrote	Achieved	% Achieved
NGAKA M. MOLEMA DISTRICT	600101458	9444149	MOTSWEDI HIGH SCHOOL	3	0	306	214	69.9	27	274	198	72.3	26	168	150	89.3
	600101459	9424150	MOTUBA HIGH SCHOOL	1	6	68	51	75.0	31	63	44	69.8	36	42	40	95.2
	600101467	9402113	MPHE-BANA SECONDARY SCHOOL	2	16	163	140	85.9	9	168	134	79.8	13	132	115	87.1
	600101475	9444152	MPOLOKANG HIGH SCHOOL	1	4	124	78	62.9	33	66	46	69.7	24	69	62	89.9
	600100843	9444153	N R MANDELA COMM SEC SCHOOL	2	31	69	44	63.8	16	31	20	64.5	11	7	6	85.7
	600101501	9444154	NGOTWANA SEC SCHOOL	3	4	70	38	54.3	0	64	35	54.7	15	27	25	92.6
	600101528	9444157	NTEBOGANG SECONDARY SCHOOL	3	40	101	46	45.5	24	52	34	65.4	31	40	38	95.0
	600101539	9434159	NTSHIDI SECONDARY SCHOOL	1									1	27	19	70.4
	600104266	9424259	ONKGOPOTSE TIRO COMP SCHOOL	1	0	50	35	70.0	5	42	35	83.3	22	39	29	74.4
	600101619	9444165	PHAKEDI HIGH SCHOOL	3	11	55	39	70.9	18	66	52	78.8	12	48	43	89.6
	600101630	9444166	PHATLHOSO HIGH SCHOOL	3	0	16	12	75.0	1	10	9	90.0	4	14	13	92.9
	600101695	9434171	R A KOBUE HIGH SCHOOL	1	0	94	83	88.3	8	81	71	87.7	10	90	67	74.4
	600101720	9434175	RAMAINE HIGH SCHOOL	3	12	55	45	81.8	47	52	44	84.6	14	33	33	100.0
	600101728	9444177	RAMATU HIGH SCHOOL	3	0	142	127	89.4	12	116	109	94.0	22	104	96	92.3
	600101742	9444179	RAMOTSHERE HIGH SCHOOL	3	28	185	116	62.7	32	160	143	89.4	43	162	146	90.1
	600101782	9444183	REARABILWE SECONDARY SCHOOL	1	1	78	61	78.2	18	96	83	86.5	48	66	49	74.2
	600104292	9414475	REBONEILWE SECONDARY SCHOOL	3	0	87	81	93.1	43	131	109	83.2	40	41	39	95.1
	600101786	9424186	REDIBONE SECONDARY SCHOOL	4	0	52	48	92.3	4	63	59	93.7	13	94	81	86.2
	600101789	9402146	REEBONE SEC SCHOOL	2	10	82	53	64.6	20	97	81	83.5	12	85	59	69.4
	600101801	9414188	REGOLOTSWE HIGH SCHOOL	3	36	175	145	82.9	98	66	62	93.9	13	63	47	74.6
	600101809	9402147	REIPUSENG HIGH SCHOOL	3	0	66	64	97.0	13	42	37	88.1	2	38	37	97.4
	600101871	9424196	S C KGOBOKOE HIGH SCHOOL	2	33	90	50	55.6	7	38	38	100.0	35	42	34	81.0
	600101875	9444198	SAKALENGWE HIGH SCHOOL	3	3	15	9	60.0	0	9	8	88.9	0	7	5	71.4
	600101915	9402159	SEFUTSWELO HIGH SCHOOL	3	8	58	48	82.8	7	24	22	91.7	5	47	32	68.1
	600101930	9424205	SEJANKABO HIGH SCHOOL	2	0	130	86	66.2	24	37	34	91.9	26	22	15	68.2

NORTH WEST																	
District Name	EMIS No	Centre No	Centre Name	Quintile	2015				2016				2017			
					No Progressed	Wrote	Achieved	% Achieved	No Progressed	Wrote	Achieved	% Achieved	No Progressed	Wrote	Achieved	% Achieved
NGAKA M. MOLEMA DISTRICT	600101948	9434208	SELEJE SECONDARY SCHOOL	1	0	15	14	93.3	2	40	39	97.5	5	28	28	100.0
	600105353	9434210	SETILO SECONDARY SCHOOL	3					53	73	56	76.7	26	58	46	79.3
	600104248	9424211	SETLOPO SCIENCE and COMM SCHOOL	2	5	113	80	70.8	0	113	88	77.9	23	121	82	67.8
	600101982	9424212	SETUMO HIGH SCHOOL	2	0	180	109	60.6	92	118	90	76.3	69	70	64	91.4
	600101987	9402166	SEWAGODIMO TECH AND COMM HIGH	1	2	33	30	90.9	42	63	58	92.1	9	45	39	86.7
	600104106	9424216	SOL PLAATJE SECONDARY SCHOOL	4	0	171	158	92.4	5	144	137	95.1	2	153	142	92.8
	600102028	9424218	ST MARY`S SEC SCHOOL	4	0	69	66	95.7	2	68	68	100.0	13	86	79	91.9
	600100430	9402172	SWARTRUGGENS COMBINED	4	0	19	16	84.2	0	22	21	95.5	0	16	14	87.5
	600102060	9414219	TAU-RAPULANA HIGH SCHOOL	1	74	108	73	67.6	51	53	45	84.9	74	97	80	82.5
	600102068	9424221	TETLANO SECONDARY SCHOOL	3					0	43	26	60.5	3	43	30	69.8
	600102090	9402175	THEBE-YA-TLHAJWA MIDDLE SCHOOL	1	0	65	64	98.5	9	55	54	98.2	3	37	36	97.3
	600102123	9404227	THUTO-KE-MATLA SECONDARY SCHOOL	3	4	20	19	95.0	6	18	15	83.3	3	10	10	100.0
	600102135	9424229	TIEGO TAWANA SECONDARY SCHOOL	2					0	44	32	72.7	4	53	41	77.4
	600102407	9434254	TLAMELANG SPECIAL SCHOOL		0	7	1	14.3	3	3	3	100.0	6	7	6	85.7
	600102165	9444235	TLHAOLE HIGH SCHOOL	3	40	202	120	59.4	52	73	65	89.0	54	68	52	76.5
	600102271	9414248	TSWELELOPELE HIGH SCHOOL	3	59	112	68	60.7	55	45	45	100.0	10	62	54	87.1
	600102360	9434250	Z M SEATLHOLO HIGH SCHOOL	2	0	35	35	100.0	21	64	58	90.6	20	52	40	76.9
	600105069	9444278	ZEERUST COMBINED SCHOOL	4	0	82	73	89.0	3	58	48	82.8	8	55	48	87.3
	600102353	9444251	ZEERUST HIGH SCHOOL	5	0	95	95	100.0	0	102	94	92.2	0	99	87	87.9

Northern Cape

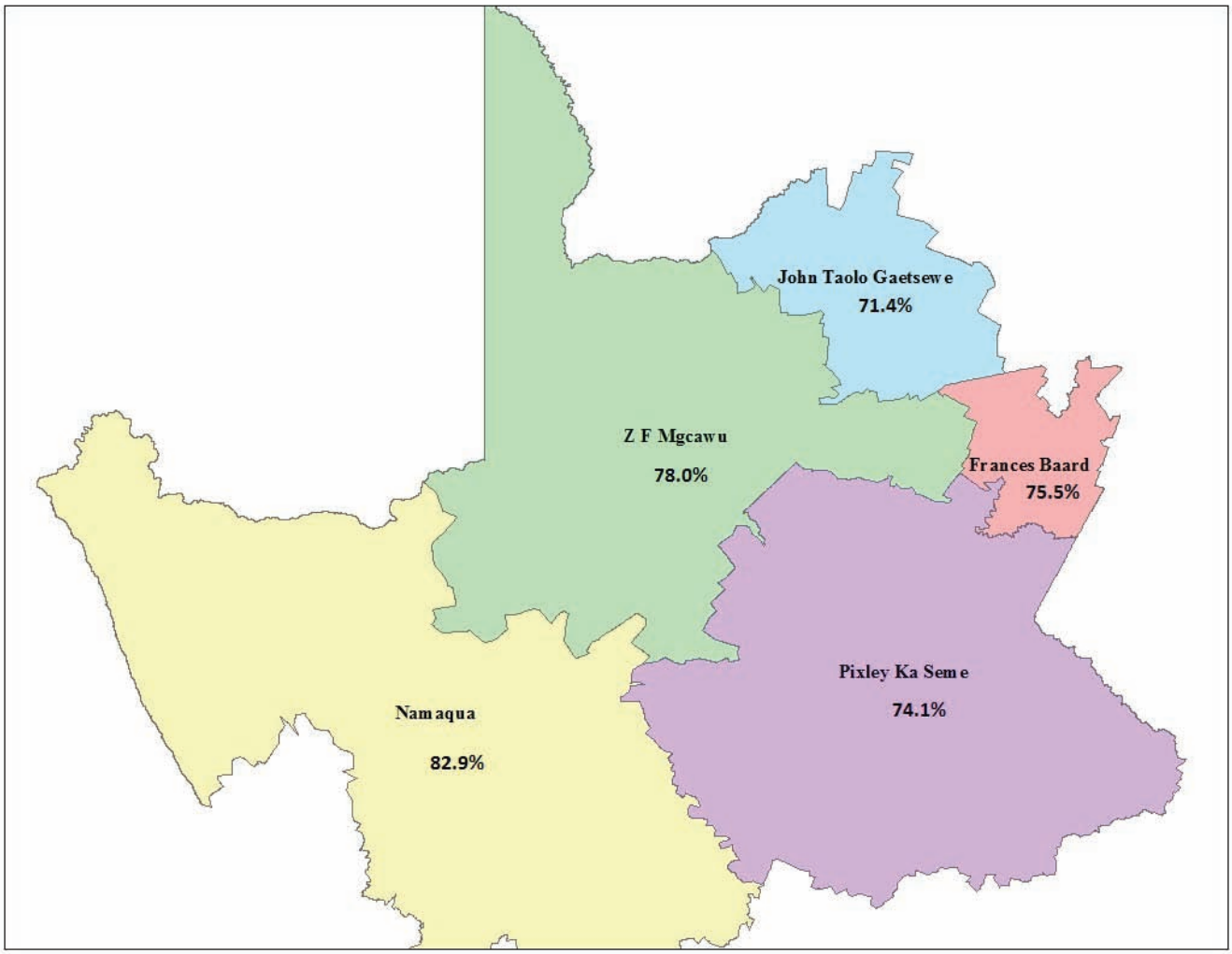

NORTHERN CAPE																
District Name	EMIS No	Centre No	Centre Name	Quintile	2015				2016				2017			
					No Progressed	Wrote	Achieved	% Achieved	No Progressed	Wrote	Achieved	% Achieved	No Progressed	Wrote	Achieved	% Achieved
Frances Baard	300014406	2014406	DEGANIA HIGH SCHOOL	5									4	11	8	72.7
	300012601	2012601	H/Landbouskool Noord-Kaapland	5	0	30	27	90.0	0	38	36	94.7	7	26	23	88.5
	300017302	2017302	H/SCHOOL BANKSDRIFT	1	67	155	69	44.5	131	80	59	73.8	19	95	64	67.4
	300013401	2013401	H/SCHOOL BORESETSE	3	36	122	67	54.9	21	125	67	53.6	13	141	78	55.3
	300013302	2013302	H/SCHOOL DIKGATLONG	1	0	53	34	64.2	28	49	33	67.3	10	52	25	48.1
	300015406	2015406	H/SCHOOL E P LEKHELA	2	70	124	34	27.4	42	82	49	59.8	9	51	30	58.8
	300010706	2010706	H/SCHOOL ELIZABETH CONRADIE		0	15	15	100.0	3	21	19	90.5	0	14	11	78.6
	300011303	2011303	H/SCHOOL EMANG MMOGO	2	0	120	85	70.8	18	135	82	60.7	18	109	52	47.7
	300011401	2011401	H/SCHOOL FLOORS HIGH	4	11	156	114	73.1	34	111	84	75.7	19	79	57	72.2
	300017407	2017407	H/SCHOOL FLOORS NO2	3	41	39	22	56.4	4	62	35	56.5	13	34	21	61.8
	300016403	2016403	H/SCHOOL GREENPOINT	3	9	87	38	43.7	0	82	40	48.8	34	48	28	58.3
	300012402	2012402	H/SCHOOL HOMEVALE	3	18	273	146	53.5	22	184	125	67.9	70	160	88	55.0
	600100690	2100690	H/SCHOOL KGOMOTSO	2	40	253	150	59.3	46	217	173	79.7	41	189	142	75.1
	300017404	2017404	H/SCHOOL MOGOMOTSI	1	15	152	115	75.7	54	101	88	87.1	60	123	106	86.2
	300101600	2101600	H/SCHOOL PAMPIERSTAD	3	40	209	193	92.3	42	246	194	78.9	43	206	134	65.0
	300014402	2014402	H/SCHOOL ST BONIFACE		3	159	145	91.2	0	176	163	92.6	0	128	114	89.1
	300016402	2016402	H/SCHOOL TETLANYO	2	0	104	97	93.3	25	143	127	88.8	27	95	89	93.7
	300012403	2012403	H/SCHOOL THABANE	2	12	60	32	53.3	30	70	63	90.0	22	60	46	76.7
	300017405	2017405	H/SCHOOL TLHWAHALANG	1	106	283	120	42.4	93	136	74	54.4	17	22	17	77.3
	300015405	2015405	H/SCHOOL TSHIRELECO	2	0	113	63	55.8	38	57	38	66.7	0	78	44	56.4
	300012404	2012404	H/SCHOOL VUYOLWETHU	2	1	191	154	80.6	40	183	140	76.5	8	158	119	75.3
	300014403	2014403	H/SCHOOL WILLIAM PESCOD	4	9	210	142	67.6	16	118	97	82.2	18	139	107	77.0
	300012401	2012401	H/skool Adamantia	5	0	88	87	98.9	8	80	80	100.0	0	90	86	95.6
	300012301	2012301	H/skool Barkly-Wes	3	11	99	40	40.4	17	78	42	53.8	7	51	31	60.8
	300011304	2011304	H/skool Delportshoop	3	0	93	53	57.0	31	57	37	64.9	36	62	40	64.5
	300015401	2015401	H/skool Diamantveld	5	0	134	132	98.5	0	140	140	100.0	1	125	123	98.4
	300017401	2017401	H/skool Hartswater	4	2	65	63	96.9	12	62	62	100.0	1	54	54	100.0
	300011402	2011402	H/skool Noord-Kaap	5	3	199	189	95.0	4	179	176	98.3	1	170	167	98.2
	300015404	2015404	H/skool Pescodia	3	0	166	79	47.6	51	110	85	77.3	28	69	54	78.3
	300014303	2014303	H/skool Rietvale	1	62	119	42	35.3	37	34	32	94.1	17	52	38	73.1
	300017402	2017402	H/skool Vaalharts	5	0	63	61	96.8	0	38	36	94.7	0	45	45	100.0
	300013402	2013402	H/skool Vaalrivier	5	0	27	26	96.3	2	21	20	95.2	3	27	25	92.6
	300017403	2017403	H/skool Warrenton	4	0	36	25	69.4	3	26	21	80.8	1	24	23	95.8
	300017305	2017305	H/skool Warrenvale	2	0	29	21	72.4	8	21	20	95.2	1	38	18	47.4

NORTHERN CAPE																	
District Name	EMIS No	Centre No	Centre Name	Quintile	2015				2016				2017			
					No Progressed	Wrote	Achieved	% Achieved	No Progressed	Wrote	Achieved	% Achieved	No Progressed	Wrote	Achieved	% Achieved
Frances Baard	300011501	2011501	H/Tegniese Skool Kimberley	5	0	113	97	85.8	5	112	87	77.7	5	109	90	82.6
	300016302	2016302	Ixunkhwesa Combined School	1	8	22	7	31.8	6	36	12	33.3	0	10	8	80.0
	300015403	2015403	Kimberley Boys' High School	5	9	86	83	96.5	14	62	58	93.5	4	74	70	94.6
	300011403	2011403	Kimberley Girls' High School	5	0	119	119	100.0	2	123	123	100.0	0	125	125	100.0
	300010705	2010705	Re Tlameleng Special School		0	4	0	0.0	8	7	7	100.0	0	1	1	100.0
	300012304	2012304	Reakantswe Intermediate School	1	0	33	23	69.7	3	40	31	77.5	1	43	33	76.7
	300016404	2016404	ROODEPAN HIGH SCHOOL	3									4	37	8	21.6
	300017307	2017307	ST Cyprian's Grammar School		0	14	13	92.9	0	23	21	91.3	0	14	11	78.6
	300017304	2017304	Vaalharts Gekombineerde Skool	1	0	35	21	60.0	15	28	19	67.9	7	15	13	86.7
	300017409	2017409	VALSPAN HIGH SCHOOL	3									17	25	10	40.0
John Taolo Gaetsewe	300100037	2100037	H/SCHOOL BA-GALOTLHARE	1	0	9	9	100.0	19	84	28	33.3	10	49	24	49.0
	600104042	2104042	H/SCHOOL BA-GA-PHADIMA	3	0	22	15	68.2	0	49	14	28.6	5	27	23	85.2
	600100055	2100055	H/SCHOOL BAITIREDI TECH	3	56	146	80	54.8	124	70	46	65.7	68	164	90	54.9
	300045219	2045219	H/SCHOOL BANKHARA BODULONG	1	32	53	42	79.2	22	82	69	84.1	51	57	38	66.7
	600100095	2100095	H/SCHOOL BATLHARO-TLHAPING	3	67	190	117	61.6	117	166	127	76.5	56	111	91	82.0
	600100557	2100557	H/SCHOOL BOTHITHONG	1	0	36	29	80.6	0	29	20	69.0	6	35	30	85.7
	600100271	2100271	H/SCHOOL DIBOTSWA	1	0	62	59	95.2	64	96	78	81.3	75	69	66	95.7
	600100397	2100397	H/SCHOOL GALALETSANG	3	42	166	94	56.6	75	138	74	53.6	50	115	77	67.0
	300044208	2044208	H/SCHOOL GAMAGARA	1	30	72	33	45.8	25	45	31	68.9	13	28	18	64.3
	600100526	2100526	H/SCHOOL IKAKANYENG	1	5	26	19	73.1	14	22	9	40.9	7	8	5	62.5
	300100573	2100573	H/SCHOOL ITLOTLENG	1	21	65	25	38.5	2	61	35	57.4	17	63	23	36.5
	600100769	2100769	H/SCHOOL K P TOTO TECH & COMM	1	20	61	22	36.1	49	37	31	83.8	28	61	37	60.7
	600100774	2100774	H/SCHOOL K S SHUPING	1	29	70	46	65.7	64	34	17	50.0	65	19	14	73.7
	600100646	2100646	H/SCHOOL KEGOMODITSWE	1	0	16	15	93.8	4	26	22	84.6	26	31	20	64.5
	600100873	2100873	H/SCHOOL LESEDI	1	51	112	63	56.3	88	101	77	76.2	45	38	33	86.8
	600101402	2101402	H/SCHOOL MOSHAWENG	1					29	19	14	73.7	6	26	20	76.9

NORTHERN CAPE																
District Name	EMIS No	Centre No	Centre Name	Quintile	2015				2016				2017			
					No Progressed	Wrote	Achieved	% Achieved	No Progressed	Wrote	Achieved	% Achieved	No Progressed	Wrote	Achieved	% Achieved
John Taolo Gaetsewe	300101486	2101486	H/SCHOOL NAMETSEGANG	1	0	105	74	70.5	32	107	75	70.1	39	86	66	76.7
	300101562	2101562	H/SCHOOL OLEBOGENG	1	1	34	30	88.2	35	39	22	56.4	12	43	31	72.1
	600101617	2101617	H/SCHOOL PHAKANE	3	54	69	21	30.4	19	61	25	41.0	34	23	13	56.5
	300101655	2101655	H/SCHOOL PITSO-JANTJIE	3	102	139	62	44.6	49	84	73	86.9	53	45	40	88.9
	300101821	2101821	H/SCHOOL REKGARATLHILE	3	79	134	62	46.3	80	97	74	76.3	32	91	63	69.2
	600101827	2101827	H/SCHOOL REMMOGO	3	86	208	105	50.5	82	118	95	80.5	115	125	91	72.8
	600101920	2101920	H/SCHOOL SEGOPOTSO	3	0	20	20	100.0	1	18	14	77.8	15	22	11	50.0
	300045401	2045401	H/skool Kalahari	5	5	176	155	88.1	2	185	161	87.0	5	154	135	87.7
	300044402	2044402	H/skool Kathu	5	11	142	124	87.3	36	166	136	81.9	27	122	99	81.1
	300044302	2044302	H/skool Langberg	3	36	51	23	45.1	20	45	19	42.2	56	71	40	56.3
	300045403	2045403	H/skool Wrenchville	3	9	121	82	67.8	12	71	51	71.8	16	52	45	86.5
	0	2045209	HOTAZEL COLLEGE	5	0	14	12	85.7	0	12	12	100.0	3	21	17	81.0
	300045303	2045303	Hotazel Combined School	3	14	46	24	52.2	9	25	19	76.0	9	32	16	50.0
Namaqua	300032302	2032302	F J Smit Intermediate School	5	7	44	23	52.3	4	19	16	84.2	6	20	18	90.0
	300034206	2034206	H/skool Aggeneys	5	0	16	15	93.8	0	22	22	100.0	0	24	23	95.8
	300031402	2031402	H/skool Alexanderbaai	5	0	39	36	92.3	1	36	33	91.7	0	40	28	70.0
	300034304	2034304	H/skool Boesmanland	4	7	58	41	70.7	15	45	38	84.4	4	40	29	72.5
	300033402	2033402	H/skool Calvinia	5	3	42	26	61.9	0	38	38	100.0	4	27	24	88.9
	300031401	2031401	H/skool Concordia	4	0	98	94	95.9	1	96	91	94.8	4	87	80	92.0
	300033301	2033301	H/skool Fraserburg	2	0	19	17	89.5	2	17	17	100.0	2	23	16	69.6
	300033302	2033302	H/skool Garies	5	5	41	27	65.9	4	37	33	89.2	0	22	20	90.9
	300033401	2033401	H/skool Hantam	4	12	98	66	67.3	11	69	61	88.4	25	40	35	87.5
	300032305	2032305	H/skool Kharkhams	1	5	47	42	89.4	7	46	45	97.8	4	21	17	81.0
	300033211	2033211	H/skool Loeriesfontein	4	0	19	8	42.1	1	13	11	84.6	2	18	17	94.4
	300031302	2031302	H/skool Nababeep	5	0	62	45	72.6	0	38	32	84.2	3	50	40	80.0
	300032401	2032401	H/skool Namakwaland	5	0	80	79	98.8	0	74	74	100.0	1	80	76	95.0
	300034309	2034309	H/skool O'kiep	4	0	65	53	81.5	5	57	46	80.7	4	39	28	71.8
	300032308	2032308	H/skool Port Nolloth	4	7	50	23	46.0	2	42	35	83.3	6	40	33	82.5
	300033313	2033313	H/skool Protea	2	0	20	16	80.0	1	21	20	95.2	3	9	7	77.8
	300032402	2032402	H/skool S A Van Wyk	5	0	80	53	66.3	0	57	48	84.2	25	60	33	55.0
	300031403	2031403	H/skool Steinkopf	4	4	77	67	87.0	0	92	83	90.2	11	45	42	93.3
	300033303	2033303	H/skool Sutherland	4	0	17	14	82.4	2	14	13	92.9	0	11	8	72.7
	300033304	2033304	H/skool Williston	4	8	21	18	85.7	0	23	23	100.0	2	12	12	100.0
	300034401	2034401	St Anna Privaatskool		0	15	8	53.3	0	28	25	89.3	1	25	22	88.0

NORTHERN CAPE																
District Name	EMIS No	Centre No	Centre Name	Quintile	2015				2016				2017			
					No Progressed	Wrote	Achieved	% Achieved	No Progressed	Wrote	Achieved	% Achieved	No Progressed	Wrote	Achieved	% Achieved
Pixley Ka Seme	300011404	2011404	H/SCHOOL BONGANI	2	65	87	55	63.2	14	50	36	72.0	23	54	22	40.7
	300023401	2023401	H/SCHOOL ENOCH MTHETHO	2	24	33	14	42.4	6	14	5	35.7	7	16	7	43.8
	300021403	2021403	H/SCHOOL MONWABISI	3	12	67	50	74.6	10	84	62	73.8	24	60	44	73.3
	300023402	2023402	H/SCHOOL PHAKAMISANI	2	24	43	20	46.5	12	26	21	80.8	3	15	14	93.3
	300021208	2021208	H/SCHOOL PHILIPSTOWN	1	12	25	21	84.0	8	27	21	77.8	4	13	9	69.2
	300023403	2023403	H/SCHOOL UMSO	2	103	84	69	82.1	31	66	55	83.3	20	74	70	94.6
	300024401	2024401	H/skool Carnarvon	4	34	87	71	81.6	10	68	56	82.4	8	43	32	74.4
	300023302	2023302	H/skool Colesberg	4	3	31	30	96.8	0	41	40	97.6	4	40	36	90.0
	300021401	2021401	H/skool De Aar	5	0	57	56	98.2	0	67	66	98.5	2	46	44	95.7
	300011305	2011305	H/skool Douglas	5	0	33	32	97.0	1	23	23	100.0	1	29	29	100.0
	300022402	2022402	H/skool Gariep	4	0	119	99	83.2	6	80	74	92.5	25	88	70	79.5
	300022301	2022301	H/skool Hopetown	4	0	29	29	100.0	0	24	24	100.0	0	10	10	100.0
	300016401	2016401	H/skool Karrikamma	2	20	85	37	43.5	7	43	36	83.7	27	39	27	69.2
	300021404	2021404	H/skool Orion	2	0	87	61	70.1	0	97	86	88.7	52	80	61	76.3
	300021402	2021402	H/skool Petrusville	1	0	74	57	77.0	1	68	50	73.5	6	45	41	91.1
	300022302	2022302	H/skool Prieska	5	0	32	32	100.0	0	27	27	100.0	0	26	26	100.0
	300024303	2024303	H/skool Richmond	4	13	56	32	57.1	13	50	37	74.0	17	45	19	42.2
	300022305	2022305	H/skool Steynville	3	0	91	73	80.2	2	59	53	89.8	29	49	37	75.5
	300022303	2022303	H/skool Theron	2	3	57	35	61.4	3	44	23	52.3	10	17	12	70.6
	300021405	2021405	H/skool Veritas	2	0	80	66	82.5	7	64	54	84.4	19	59	38	64.4
	300024307	2024307	H/skool Victoria-Wes	2	3	47	35	74.5	13	49	45	91.8	9	48	27	56.3
	300011302	2011302	H/skool Weslaan	4	26	151	118	78.1	27	108	84	77.8	36	129	88	68.2
	300023303	2023303	Noupoort Gekombineerde Skool	4	9	36	26	72.2	12	20	16	80.0	9	32	27	84.4
	300022307	2022307	Strydenburg Combined School	2	2	22	21	95.5	0	18	18	100.0	1	21	17	81.0
	300024304	2024304	Victoria-Wes Gekombineerde Skool	2	9	37	32	86.5	2	37	28	75.7	0	28	13	46.4

NORTHERN CAPE																
District Name	EMIS No	Centre No	Centre Name	Quintile	2015				2016				2017			
					No Progressed	Wrote	Achieved	% Achieved	No Progressed	Wrote	Achieved	% Achieved	No Progressed	Wrote	Achieved	% Achieved
Z F MGCAWU	300042302	2042302	FRIERSDALE COMBINED SCHOOL	2									0	18	3	16.7
	300041401	2041401	H/skool A J Ferreira	4	66	124	90	72.6	25	112	102	91.1	16	120	72	60.0
	300044401	2044401	H/skool Blinkklip	4	1	112	88	78.6	4	181	129	71.3	18	127	81	63.8
	300043401	2043401	H/skool Carlton van Heerden	4	54	174	128	73.6	58	157	129	82.2	35	180	144	80.0
	300045302	2045302	H/skool Danielskuil	5	14	104	99	95.2	8	110	105	95.5	10	94	88	93.6
	300041402	2041402	H/skool Duineveld	5	0	164	163	99.4	0	167	165	98.8	0	152	151	99.3
	300043402	2043402	H/skool Groblershoop	4	36	113	86	76.1	9	103	75	72.8	14	137	88	64.2
	300043303	2043303	H/skool Kakamas	4	25	206	101	49.0	20	124	93	75.0	8	104	66	63.5
	300042303	2042303	H/skool Keimoes	4	5	57	40	70.2	1	59	49	83.1	0	42	39	92.9
Z F MGCAWU	300034305	2034305	H/skool Kenhardt	2	13	50	38	76.0	0	50	45	90.0	10	16	16	100.0
	300045402	2045402	H/skool Kuilsville	4	33	115	57	49.6	68	98	83	84.7	32	66	60	90.9
	300043403	2043403	H/skool Martin Oosthuizen	5	0	46	46	100.0	6	42	42	100.0	1	55	52	94.5
	300042401	2042401	H/skool Oranjezicht	4	73	189	95	50.3	10	172	89	51.7	25	82	62	75.6
	300044403	2044403	H/skool Postmasburg	5	0	53	52	98.1	0	76	76	100.0	0	60	56	93.3
	300041301	2041301	H/skool Rietfontein	1	4	70	48	68.6	0	52	35	67.3	5	67	38	56.7
	300043306	2043306	H/skool S C Kearns	4	42	185	127	68.6	0	148	84	56.8	36	91	66	72.5
	300042403	2042403	H/skool Saul Damon	3	133	183	95	51.9	37	183	141	77.0	84	151	123	81.5
	300041403	2041403	H/skool Upington	5	2	120	120	100.0	3	105	105	100.0	1	105	103	98.1
	300042402	2042402	Paballelo High School	1	36	107	81	75.7	7	69	61	88.4	39	89	69	77.5
	300044404	2044404	Ratang-Thuto High School	2	0	65	52	80.0	23	109	80	73.4	7	74	51	68.9

Western Cape

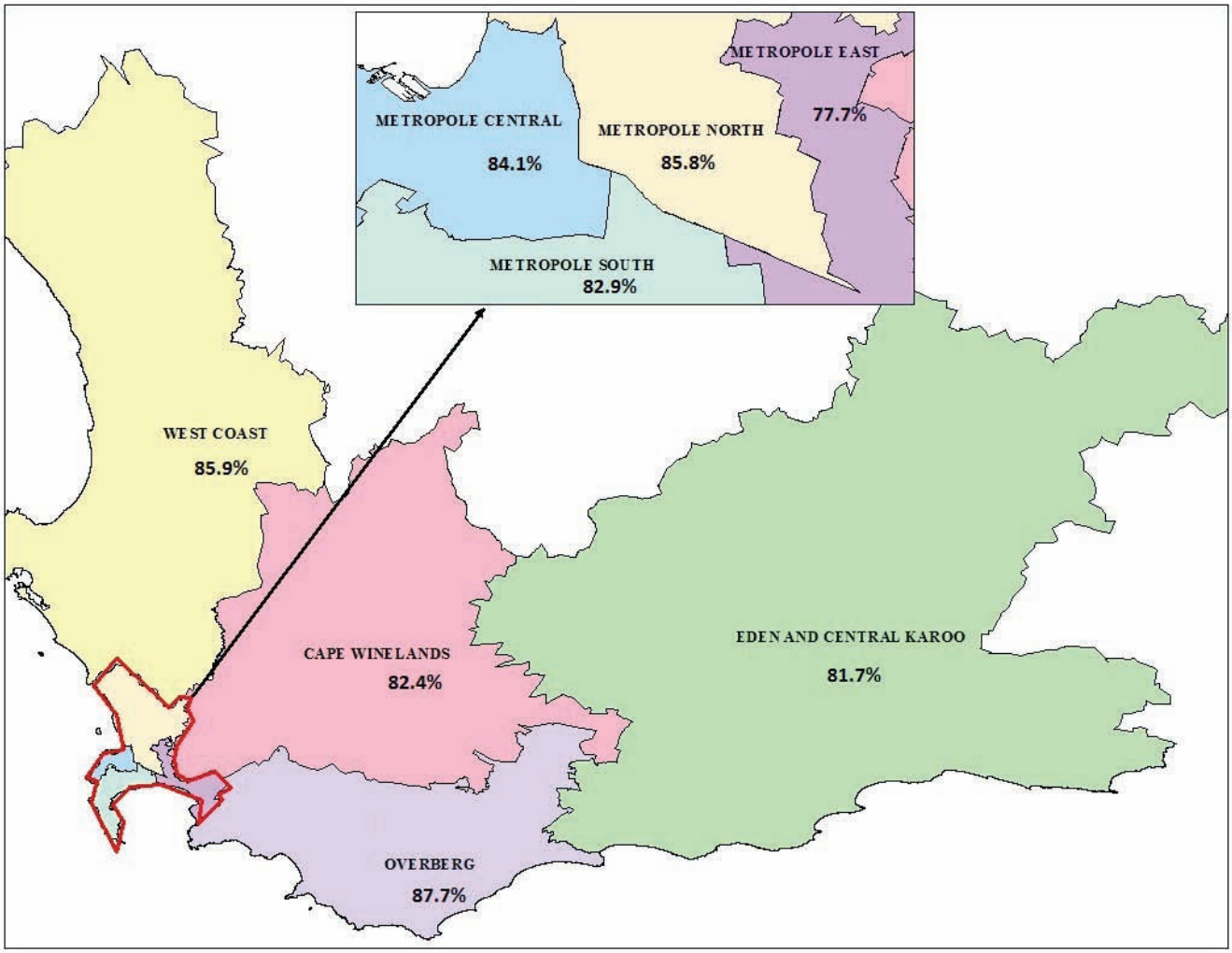

WESTERN CAPE																	
District Name	EMIS No	Centre No	Centre Name	Quintile	2015				2016				2017			
					No Progressed	Wrote	Achieved	% Achieved	No Progressed	Wrote	Achieved	% Achieved	No Progressed	Wrote	Achieved	% Achieved
CAPE WINELANDS	108007173	1007746	AL-AZHAR INSTITUTE OF PAARL	2	0	5	5	100.0	0	8	6	75.0	0	6	6	100.0
	127041104	1008802	ASHTON PUBLIC COM-BINED	2	3	42	40	95.2	0	60	59	98.3	0	56	48	85.7
	127333522	1008803	ASHTON SEK. SKOOL	3	21	126	85	67.5	16	142	100	70.4	15	111	80	72.1
	126333581	1008805	BELLA VISTA HS.	4	0	155	125	80.6	0	150	122	81.3	1	153	84	54.9
	112473340	1007701	BERGRIVIER SEK.	4	12	162	141	87.0	2	141	114	80.9	5	119	89	74.8
	109310202	1007702	BLOEMHOF HS.	5	0	140	140	100.0	0	137	137	100.0	0	147	147	100.0
	108306202	1007703	BOLAND LAND-BOUSKOOL	5	0	67	67	100.0	0	69	69	100.0	0	68	68	100.0
	117312202	1008806	BONNIEVALE HS.	4	4	61	61	100.0	0	67	67	100.0	3	63	62	98.4
	100000265	1008807	BRANDVLEI YOUTH CENTRE		0	9	6	66.7	0	10	8	80.0	0	12	11	91.7
	130333352	1008809	BRE|RIVIER HS.	4	42	233	190	81.5	9	190	161	84.7	19	164	140	85.4
	126333034	1008810	CERES SEK.	4	14	206	152	73.8	5	200	132	66.0	0	191	135	70.7
	108473480	1007704	CHARLESTON HILL SEK.	2	41	139	85	61.2	38	118	85	72.0	14	109	68	62.4
	126310214	1008811	CHARLIE HOFMEYR HS.	5	0	114	114	100.0	1	97	96	99.0	0	111	111	100.0
	109323535	1007705	CLOETESVILLE HS.	4	47	196	154	78.6	0	146	108	74.0	0	137	87	63.5
	130333409	1008812	DE KRUINE SEK.	1	11	63	60	95.2	5	76	62	81.6	6	71	40	56.3
	130315604	1008813	DE LA BAT-SKOOL		0	6	6	100.0	4	16	13	81.3	0	5	5	100.0
	130042202	1007706	DESMOND MPILO TUTU SEC.	1	52	200	154	77.0	34	234	145	62.0	4	186	135	72.6
	130303201	1008815	DROSTDY HTS.	5	0	170	170	100.0	0	158	158	100.0	0	183	181	98.9
	130333344	1008818	ESSELENPARK SEK.	4	24	269	215	79.9	5	215	171	79.5	1	194	155	79.9
	108312212	1007707	FRANSCHHOEK HS.	4	0	32	31	96.9	1	39	38	97.4	0	36	35	97.2
	108310233	1007708	GIMNASIUM HS. (PAARL)	5	0	229	229	100.0	0	219	218	99.5	1	189	189	100.0
	130312220	1008820	GOUDINI HS.	5	2	31	28	90.3	1	44	38	86.4	2	36	32	88.9
	108473502	1007710	GROENDAL SEK.	1	5	150	122	81.3	4	143	105	73.4	8	130	90	69.2
	130312225	1008827	HEXVALLEI HS.	5	0	26	26	100.0	0	29	29	100.0	0	47	40	85.1
	130333557	1008828	HEXVALLEI SEK.	2	59	175	135	77.1	34	155	125	80.6	16	109	71	65.1
	108310249	1007716	HOER JONGENSKOOL PAARL	5	0	172	172	100.0	1	177	177	100.0	0	170	169	99.4
	112310243	1007715	HUGENOTE HS.	5	0	163	162	99.4	0	151	150	99.3	0	169	166	98.2
	130007282	1007778	IHLUMELO JUN SEK	1	62	174	111	63.8	3	132	96	72.7	42	91	65	71.4
	126041327	1008829	IINGCINGA ZETHU SEC	1	0	149	77	51.7	28	132	72	54.5	24	85	56	65.9
	109042106	1007717	KAYAMANDI SEC.	1	19	179	153	85.5	10	213	176	82.6	19	177	157	88.7
	108473367	1007719	KLEIN NEDERBURG SEK.	4	22	238	222	93.3	20	229	201	87.8	14	201	180	89.6
	108473499	1007720	KYLEMORE SEK.	2	16	133	97	72.9	7	113	86	76.1	12	112	86	76.8
	108310254	1007722	LA ROCHELLE MEISIES HS.	5	0	111	111	100.0	0	113	113	100.0	0	121	121	100.0
	108310257	1007721	LABORI HS.	5	0	81	79	97.5	0	93	92	98.9	0	95	92	96.8
	128333026	1008832	LANGEBERG SEK.	3	32	213	175	82.2	36	219	174	79.5	0	237	147	62.0

WESTERN CAPE																
District Name	EMIS No	Centre No	Centre Name	Quintile	2015				2016				2017			
					No Progressed	Wrote	Achieved	% Achieved	No Progressed	Wrote	Achieved	% Achieved	No Progressed	Wrote	Achieved	% Achieved
CAPE WINELANDS	100000436	1008918	LANGERUGSKOOL		0	12	6	50.0	0	8	8	100.0	0	5	5	100.0
	109323411	1007723	LUCKHOFF SEK.	4	0	129	90	69.8	2	152	108	71.1	4	137	80	58.4
	109324167	1007730	MAKUPULA SEC	1	47	133	100	75.2	22	99	87	87.9	9	80	67	83.8
	128041108	1008834	MASAKHEKE COMBINED	2	6	49	29	59.2	9	41	33	80.5	19	34	29	85.3
	130007064	1008869	MCGREGOR WALDORF SCHOOL	1	0	11	11	100.0	1	7	7	100.0	0	4	4	100.0
	127310261	1008835	MONTAGU HS.	4	7	101	99	98.0	0	72	72	100.0	1	79	78	98.7
	130310263	1008836	MONTANA HS.	5	1	93	91	97.8	0	108	107	99.1	1	88	88	100.0
	100000153	1007779	MOUNT VIEW EDUCATION CENTRE										0	4	2	50.0
	108473375	1007727	NEW ORLEANS SEK.	3	0	289	243	84.1	13	236	205	86.9	12	225	185	82.2
	108473383	1007728	NOORDER-PAARL SEK.	3	13	190	162	85.3	27	211	188	89.1	20	189	148	78.3
	108007589	1007763	NOUVEAU - PAARL		0	1	1	100.0	0	4	3	75.0	0	2	2	100.0
	108312236	1007729	PAARL GIRLS HS.	5	0	86	86	100.0	0	82	82	100.0	0	93	93	100.0
	109310275	1007732	PAUL ROOS GIMNASIUM	5	0	245	244	99.6	0	223	221	99.1	0	244	241	98.8
	108473391	1007733	PAULUS JOUBERT SEK.	2	22	179	157	87.7	3	190	164	86.3	12	170	133	78.2
	130315610	1008840	PIONIER-SKOOL		1	4	2	50.0	0	8	8	100.0	0	4	4	100.0
	109310282	1007734	RHENISH GIRLS' HS.	5	1	144	144	100.0	0	139	139	100.0	0	135	135	100.0
	128310285	1008843	ROBERTSON HS.	5	1	81	80	98.8	0	77	76	98.7	2	93	92	98.9
	129333433	1008844	ROODEZANDT SEK.	3	17	106	89	84.0	15	97	77	79.4	16	73	44	60.3
	126333425	1008845	SKURWEBERG SEK.	3	38	129	79	61.2	6	102	80	78.4	0	104	63	60.6
	109310299	1007737	STELLENBOSCH HS.	5	0	148	148	100.0	0	106	106	100.0	0	118	118	100.0
	109007537	1008919	STELLENBOSCH WALDORF SCHOOL	1					0	15	14	93.3	0	16	16	100.0
	109323306	1007738	STELLENZICHT SEK.	2	30	81	41	50.6	0	58	50	86.2	9	37	31	83.8
	129312252	1008850	TULBAGH HS.	5	1	24	24	100.0	0	29	29	100.0	0	30	29	96.7
	130041107	1008851	VAN CUTSEM COMBINED SCHOOL	1	18	58	44	75.9	7	72	52	72.2	13	82	51	62.2
	130041103	1008853	VUSISIZWE SEC	1	120	236	126	53.4	54	220	160	72.7	46	200	132	66.0
	129330566	1008855	WAVEREN HS	5	25	82	44	53.7	41	77	44	57.1	8	39	25	64.1
	112473537	1005565	WELLINGTON SEC.	3	48	196	152	77.6	6	146	123	84.2	8	138	120	87.0
	112473448	1007744	WELTEVREDE SEK.	4	5	90	68	75.6	6	91	68	74.7	3	58	40	69.0
	129333530	1008866	WOLSELEY SEK.	4	17	123	97	78.9	24	78	69	88.5	21	54	50	92.6
	130310235	1008859	WORCESTER GIMNASIUM	5	0	188	186	98.9	0	199	197	99.0	0	180	178	98.9
	130333395	1008861	WORCESTER SEK.	2	24	221	181	81.9	30	180	125	69.4	9	149	98	65.8

WESTERN CAPE																	
District Name	EMIS No	Centre No	Centre Name	Quintile	2015				2016				2017			
					No Progressed	Wrote	Achieved	% Achieved	No Progressed	Wrote	Achieved	% Achieved	No Progressed	Wrote	Achieved	% Achieved
EDEN & CENTRAL KAROO	121112200	1003301	ALBERTINIA HS.	4	1	42	42	100.0	0	39	38	97.4	1	38	34	89.5
	124007217	1003391	AURIAL COLLEGE	3	0	76	63	82.9	0	71	63	88.7	7	31	23	74.2
	139363316	1003302	BASTIAANSE SEK.	3	22	158	107	67.7	3	146	107	73.3	0	133	115	86.5
	139363030	1003351	BEAUFORT-WES SEK.	3	16	188	149	79.3	20	193	150	77.7	24	189	142	75.1
	124353361	1003304	BRIDGTON SEK.	3	8	216	193	89.4	66	217	204	94.0	34	201	141	70.1
	122112206	1003305	CALITZDORP HS.	4	0	48	45	93.8	5	41	40	97.6	2	29	24	82.8
	100000266	1003421	CONCORDIA HIGH SCHOOL	2	5	148	101	68.2	14	167	92	55.1	15	110	84	76.4
	124353491	1003384	DE RUST SEK.	1	4	63	58	92.1	4	50	49	98.0	8	62	55	88.7
	124353418	1003308	DYSSELSDORP SEK.	1	4	148	119	80.4	5	97	81	83.5	18	119	77	64.7
	124041301	1003309	FEZEKILE SEC	1	5	46	43	93.5	8	66	56	84.8	5	63	46	73.0
	118353310	1003311	GEORGE SEK.	3	11	400	330	82.5	36	341	270	79.2	27	267	218	81.6
	121353337	1003312	GERRIT DU PLESSIS SEK.	3	18	161	113	70.2	12	86	72	83.7	8	119	89	74.8
	120353396	1003313	GROOT-BRAKRIVIER SEK.	3	3	112	102	91.1	4	107	97	90.7	6	99	93	93.9
	125353043	1003314	HAARLEM SEK.	1	8	57	51	89.5	16	64	53	82.8	6	66	47	71.2
	116112221	1008824	HEIDELBERG HS.	5	0	17	17	100.0	0	15	15	100.0	0	14	14	100.0
	120353388	1003315	HILLCREST SEK.	4	15	142	128	90.1	10	109	94	86.2	5	118	81	68.6
	118041302	1003316	IMIZAMO YETHU SEC	1	14	218	149	68.3	21	148	106	71.6	15	170	110	64.7
	120041227	1003317	INDWE SEC	1	30	164	115	70.1	20	177	123	69.5	43	156	101	64.7
	116333069	1008830	KAIROS SEK.	4	9	85	80	94.1	10	62	55	88.7	8	75	59	78.7
	119110238	1003318	KNYSNA HS.	5	0	102	102	100.0	0	102	102	100.0	1	90	88	97.8
	119353019	1003319	KNYSNA SEK.	4	35	224	178	79.5	30	179	155	86.6	51	205	127	62.0
	123112229	1003320	LADISMITH HS.	5	1	33	32	97.0	1	27	27	100.0	0	38	33	86.8
	123353450	1003321	LADISMITH SEK.	4	16	104	94	90.4	17	94	77	81.9	10	109	100	91.7
	140212221	1008831	LAINGSBURG HS.	4	5	33	30	90.9	9	31	28	90.3	14	35	28	80.0
	124110240	1003322	LANGENHOVEN GIMNA-SIUM	5	0	134	133	99.3	0	148	147	99.3	0	100	100	100.0
	121110243	1008833	LANGENHOVEN HS.	5	0	85	85	100.0	2	80	79	98.8	0	86	85	98.8
	139041303	1003323	MANDLENKOSI SEC	3	5	69	61	88.4	21	38	33	86.8	17	48	34	70.8
	124353329	1003326	MORESTER SEK	3	17	138	132	95.7	10	158	144	91.1	16	125	102	81.6
	119353078	1003328	MURRAY HIGH SCHOOL	2	0	147	97	66.0	2	108	83	76.9	0	85	71	83.5
	141112238	1003329	MURRAYSBURG HS.	3	28	63	36	57.1	40	54	24	44.4	8	30	16	53.3
	121106203	1003330	OAKDALE LAND-BOUSKOOL	5	0	64	64	100.0	0	78	78	100.0	0	73	73	100.0
	124110254	1003331	OUDTSHOORN HS.	5	0	122	120	98.4	0	114	112	98.2	0	103	100	97.1
	118110257	1003334	OUTENIQUA HS.	5	0	307	306	99.7	0	309	309	100.0	0	338	336	99.4
	118103202	1003341	P.W. BOTHA KOLLEGE	5	1	114	107	93.9	0	145	134	92.4	1	126	98	77.8
	118353345	1003335	PACALTSDORP SEK.	4	0	222	174	78.4	1	184	130	70.7	31	137	114	83.2
	118353426	1003337	PARKDENE SEK.	3	29	191	148	77.5	20	188	135	71.8	20	108	83	76.9
	119041315	1003338	PERCY MDALA HS.	1	5	106	92	86.8	19	123	96	78.0	14	98	65	66.3
	119353469	1003339	PLETTENBERGBAAI SEK.	3	18	187	138	73.8	49	150	99	66.0	21	109	72	66.1

WESTERN CAPE																	
District Name	EMIS No	Centre No	Centre Name	Quintile	2015				2016				2017			
					No Progressed	Wrote	Achieved	% Achieved	No Progressed	Wrote	Achieved	% Achieved	No Progressed	Wrote	Achieved	% Achieved
EDEN & CENTRAL KAROO	120110264	1003340	PUNT HS.	5	0	221	221	100.0	1	224	221	98.7	1	199	199	100.0
	120353353	1003342	SAO BRAS SEK.	4	20	142	122	85.9	23	162	146	90.1	13	132	114	86.4
	139210225	1003343	SENTRAAL HS.	5	0	60	59	98.3	1	69	69	100.0	1	48	45	93.8
	123008273	1003307	SHALOM AKADEMIE	1	0	2	2	100.0	0	9	9	100.0	0	8	8	100.0
	118353485	1003306	THEMBALETHU SEC.	2	5	183	136	74.3	0	193	148	76.7	8	171	122	71.3
	125112257	1003345	UNIONDALE HS.	4	9	38	37	97.4	6	53	44	83.0	6	46	41	89.1
	119112261	1003347	WITTEDRIFT HS.	5	0	59	59	100.0	0	64	64	100.0	0	52	49	94.2
	118110288	1003348	YORK HS.	5	1	172	172	100.0	0	159	159	100.0	1	167	167	100.0
	142212240	1003349	ZWARTBERG HS.	5	5	60	59	98.3	7	39	27	69.2	19	39	35	89.7
METRO CENTRAL	105000798	1009901	ABBOTT'S COLLEGE		0	164	159	97.0	39	154	150	97.4	0	154	150	97.4
	100000151	1001158	AL-AZHAR HIGH SCHOOL		0	72	61	84.7	0	61	49	80.3	0	71	60	84.5
	105483311	1001102	ALEXANDER SINTON SEC.	5	4	214	198	92.5	4	167	160	95.8	0	175	157	89.7
	102483338	1001103	ARCADIA SEN. SEK.	4	6	68	56	82.4	6	73	59	80.8	7	48	29	60.4
	105483346	1001106	ATHLONE SEC.	5	33	90	73	81.1	4	119	104	87.4	10	111	97	87.4
	105483362	1001107	BELGRAVIA SEC.	5	5	170	148	87.1	4	126	111	88.1	3	116	104	89.7
	105000876	1009910	BISHOPS	5	0	142	142	100.0	0	150	150	100.0	0	150	150	100.0
	102483389	1001108	BONTEHEUWEL SEK.	4	0	63	58	92.1	21	69	59	85.5	18	73	63	86.3
	105483397	1001111	BRIDGETOWN SEC.	4	30	134	131	97.8	25	154	125	81.2	29	135	97	71.9
	103310325	1001115	CAMPS BAY HS.	5	0	109	109	100.0	1	137	137	100.0	0	115	115	100.0
	102007105	1001105	CANNONS CREEK SCHOOL	5	0	22	22	100.0	0	21	21	100.0	0	37	37	100.0
	103310213	1001117	CAPE TOWN HS.	5	5	75	71	94.7	3	79	72	91.1	4	91	79	86.8
	105483400	1001118	CATHKIN SEC.	4	11	28	23	82.1	12	43	38	88.4	7	33	32	97.0
	105008250	1001202	CITY MISSION EDUCA-TIONAL SERVICES		0	8	7	87.5	1	9	4	44.4	0	10	10	100.0
	100000055	1001203	CLAREMONT HS	5	0	86	86	100.0	0	74	73	98.6	0	90	90	100.0
	105313602	1001120	CRYSTAL SEK.	4	31	71	60	84.5	38	72	52	72.2	25	55	39	70.9
	105007063	1001121	DARUL ISLAM ISLAMIC HS.	5	0	79	71	89.9	4	76	66	86.8	1	80	63	78.8
	103315605	1009911	DOMINICAN GRIM-LEY-SCHOOL		0	10	10	100.0	0	7	7	100.0	5	4	4	100.0
	105484652	1009918	EROS SCHOOL						0	16	9	56.3	1	23	18	78.3
	106042201	1006605	FEZEKA SEC	3	47	140	87	62.1	12	127	88	69.3	7	157	107	68.2
	103307200	1001124	GARDENS COMMERCIAL HS.	5	4	108	104	96.3	0	94	93	98.9	3	82	80	97.6
	105483435	1001125	GARLANDALE SEK.	5	14	136	123	90.4	15	104	87	83.7	20	110	84	76.4
	103310238	1001126	GOOD HOPE SEMINARY HS.	5	1	73	73	100.0	0	75	75	100.0	3	82	74	90.2
	105483443	1001127	GROENVLEI SEC.	4	26	142	135	95.1	17	139	127	91.4	13	95	86	90.5
	105310240	1009917	GROOTE SCHUUR HS.	5	2	148	142	95.9	0	135	133	98.5	0	167	164	98.2

WESTERN CAPE																	
District Name	EMIS No	Centre No	Centre Name	Quintile	2015				2016				2017			
					No Progressed	Wrote	Achieved	% Achieved	No Progressed	Wrote	Achieved	% Achieved	No Progressed	Wrote	Achieved	% Achieved
METRO CENTRAL	100000315	1001209	GULDEREN SULTAN CAPE GIRLS' HIGH SCHOO										0	7	7	100.0
	103313378	1001128	HAROLD CRESSY HS.	5	9	115	111	96.5	10	116	115	99.1	2	102	97	95.1
	105483451	1001129	HEIDEVELD SEK.	4	20	147	135	91.8	33	138	123	89.1	13	125	111	88.8
	105000844	1009921	HERSCHEL GIRLS SCHOOL	5	0	103	103	100.0	2	95	95	100.0	0	93	93	100.0
	103000806	1001131	HERZLIA HS		1	103	103	100.0	1	93	93	100.0	0	93	93	100.0
	103000809	1001132	HOLY CROSS HIGH SCHOOL (MAITLAND)		1	48	47	97.9	2	45	40	88.9	0	47	41	87.2
	105313904	1009922	HOUTBAAI SEK.	3	25	80	69	86.3	7	36	31	86.1	1	31	24	77.4
	106042301	1006607	I. D. MKIZE SEN SEC	3	47	136	88	64.7	8	135	118	87.4	14	148	123	83.1
	100000018	1001204	ICG DAMELIN MOW-BRAY										0	5	4	80.0
	102041321	1001133	IKAMVALETHU SEC.	3	0	143	86	60.1	33	97	48	49.5	8	93	37	39.8
	106042118	1006609	INTSHUKUMO SEC.	3	28	161	94	58.4	33	165	103	62.4	17	138	100	72.5
	102042104	1001134	ISILIMELA SEC	3	1	230	183	79.6	26	218	174	79.8	0	247	163	66.0
	105003386	1001135	ISLAMIA COLLEGE SEC.	5	0	114	111	97.4	0	115	111	96.5	0	102	99	97.1
	103310246	1001136	JAN VAN RIEBEECK HS.	5	1	112	112	100.0	1	92	92	100.0	0	84	82	97.6
	103323810	1001137	KENSINGTON SEC.	5	42	195	180	92.3	17	178	171	96.1	15	173	154	89.0
	102042218	1001138	KULANI SEC	3	13	67	39	58.2	19	111	59	53.2	3	142	34	23.9
	102042103	1001140	LANGA SEC.	3	7	129	54	41.9	50	137	47	34.3	2	145	72	49.7
	105008025	1009979	LEAP SCIENCE AND MATHS SCHOOL		0	72	72	100.0	0	95	94	98.9	0	65	59	90.8
	105313343	1009926	LIVINGSTONE HS.	5	3	181	180	99.4	0	180	178	98.9	3	148	146	98.6
	103323829	1001141	MAITLAND SEK.	4	26	169	129	76.3	5	132	118	89.4	10	135	114	84.4
	105483486	1001142	MANENBERG SEK.	4	18	97	64	66.0	41	74	54	73.0	9	68	32	47.1
	102483508	1001145	MODDERDAM SEK.	4	14	181	140	77.3	19	146	114	78.1	23	141	92	65.2
	105313610	1001146	MOUNT VIEW SEC.	4	22	68	52	76.5	26	48	43	89.6	30	65	36	55.4
	105483516	1001147	NED DOMAN HS.	4	18	53	36	67.9	12	66	66	100.0	15	79	69	87.3
	105313432	1001148	OAKLANDS SEK.	5	3	160	150	93.8	10	151	143	94.7	4	170	155	91.2
	103303206	1001149	OUDE MOLEN HTS.	5	7	111	107	96.4	4	67	64	95.5	4	89	82	92.1
	105483524	1001182	PEAK VIEW SEK.	4	10	55	48	87.3	11	52	52	100.0	27	70	57	81.4
	105483494	1001150	PHOENIX SEK.	4	42	48	41	85.4	0	51	41	80.4	14	92	60	65.2
	102310278	1001151	PINELANDS HS.	5	1	186	185	99.5	0	179	179	100.0	0	188	185	98.4
	105008028	1009936	PREMIER COLLEGE		2	111	88	79.3	0	121	97	80.2	0	62	54	87.1
	103310281	1001152	QUEEN'S PARK HS.	5	8	66	58	87.9	6	68	61	89.7	12	59	56	94.9
	105310284	1009937	RHODES HS.	5	17	191	156	81.7	5	182	141	77.5	1	167	118	70.7
	105310288	1009938	RONDEBOSCH BOYS' HS.	5	0	164	164	100.0	0	150	150	100.0	0	161	161	100.0
	105000817	1009940	ROSEBANK PROGRESS COLLEGE		0	71	70	98.6	0	57	56	98.2	0	67	62	92.5
	105310291	1009939	RUSTENBURG GIRLS' HS.	5	0	152	152	100.0	0	149	149	100.0	0	171	171	100.0
	105062458	1001153	RYLANDS HS.	5	13	180	173	96.1	6	183	181	98.9	2	195	189	96.9

WESTERN CAPE																	
District Name	EMIS No	Centre No	Centre Name	Quintile	2015				2016				2017			
					No Progressed	Wrote	Achieved	% Achieved	No Progressed	Wrote	Achieved	% Achieved	No Progressed	Wrote	Achieved	% Achieved
METRO CENTRAL	105310293	1009942	S.A. COLLEGE HS.	5	0	139	137	98.6	0	141	139	98.6	0	162	162	100.0
	103313459	1001154	SALT RIVER SEC	5	12	63	39	61.9	32	76	47	61.8	18	54	29	53.7
	105310296	1009943	SANS SOUCI GIRLS' HS.	5	0	84	83	98.8	0	63	63	100.0	0	49	48	98.0
	103007340	1001195	SCHOOL OF HOPE		0	10	9	90.0	8	16	12	75.0	0	18	18	100.0
	103310297	1001156	SEA POINT HS.	5	6	67	63	94.0	1	59	50	84.7	1	81	74	91.4
	100000129	1009919	SILIKAMVA HIGH SCHOOL	3					3	72	66	91.7	1	85	61	71.8
	105483559	1001159	SILVERSTREAM SEK.	4	17	73	32	43.8	5	65	39	60.0	14	48	32	66.7
	105483540	1001161	SPES BONA HS.	5	1	147	128	87.1	5	107	75	70.1	10	80	34	42.5
	105000820	1009952	ST JOSEPH'S COLLEGE		0	41	41	100.0	0	21	20	95.2	0	23	20	87.0
	103000819	1009951	ST. GEORGE'S GRAMMAR SCHOOL.	5	0	33	33	100.0	1	32	32	100.0	0	23	23	100.0
	100000434	1001130	STAR COLLEGE - BRIDGETOWN	4					0	42	42	100.0	0	22	22	100.0
	105008275	1001186	STONEFOUNTAIN COLLEGE - ATHLONE		0	44	20	45.5	0	42	32	76.2	0	23	10	43.5
	100000320	1001205	STONEFOUNTAIN COLLEGE - KENILWORTH		0	26	19	73.1	1	35	26	74.3	1	17	11	64.7
	100000559	1009982	SUMMIT HOUSE - GARDENS										0	34	29	85.3
	105041120	1009953	THANDOKHULU SEC	4	12	201	178	88.6	8	135	125	92.6	2	207	184	88.9
	105008404	1001207	THE LEADERSHIP COLLEGE		0	57	40	70.2	0	62	57	91.9	0	60	54	90.0
	103313335	1001167	TRAFALGAR SEC.	5	3	143	137	95.8	0	98	94	95.9	0	159	140	88.1
	103313416	1001169	VISTA HS.	5	11	70	52	74.3	15	58	53	91.4	5	79	50	63.3
	105315613	1009954	VISTA NOVA-SCHOOL		0	28	28	100.0	0	22	22	100.0	0	15	15	100.0
	105310311	1009955	VOORTREKKER HS.	5	3	91	86	94.5	1	104	100	96.2	2	110	105	95.5
	103313122	1001201	WALMER SEC.	5	16	61	56	91.8	1	57	52	91.2	3	42	41	97.6
	105310316	1009957	WESTERFORD HS.	5	0	182	182	100.0	0	180	180	100.0	0	178	178	100.0
	103323837	1001171	WINDERMERE SEK.	4	10	75	59	78.7	0	80	64	80.0	7	85	55	64.7
	105310317	1001172	WINDSOR HS.	5	6	132	128	97.0	0	100	100	100.0	0	123	120	97.6
	103007511	1001178	Y2K COLLEGE		0	57	46	80.7	0	55	51	92.7	2	57	51	89.5
	103310328	1001174	ZONNEBLOEM NEST SENIOR SCHOOL	5	5	42	38	90.5	6	47	40	85.1	1	36	25	69.4
METRO EAST	100000054	1004494	ACADEMY PRIVATE SCHOOL		1	5	5	100.0	0	5	5	100.0	0	11	10	90.9
	101310200	1002205	BELLVILLE HS.	5	0	210	210	100.0	0	203	203	100.0	0	221	221	100.0
	101303200	1002206	BELLVILLE HTS.	5	8	238	226	95.0	2	190	185	97.4	5	191	175	91.6
	101323764	1004401	BERNADINO HEIGHTS SEK.	5	21	243	239	98.4	13	230	229	99.6	9	209	205	98.1
	107323888	1004402	BLACKHEATH SEK.	5	38	119	83	69.7	17	135	115	85.2	30	91	74	81.3
	107007987	1004454	BLOEKOMBOS SEC	1	5	245	188	76.7	8	221	152	68.8	27	223	177	79.4

WESTERN CAPE																
District Name	EMIS No	Centre No	Centre Name	Quintile	2015				2016				2017			
					No Progressed	Wrote	Achieved	% Achieved	No Progressed	Wrote	Achieved	% Achieved	No Progressed	Wrote	Achieved	% Achieved
METRO EAST	101007208	1002242	BOSTON PRIVATE SCHOOL	5	0	43	42	97.7	1	46	46	100.0	1	42	39	92.9
	107310205	1004403	BRACKENFELL HS.	5	0	324	323	99.7	6	306	304	99.3	1	286	280	97.9
	106041121	1004404	BULUMKO SEC	3	0	292	178	61.0	0	209	118	56.5	31	148	102	68.9
	106008233	1004448	CENTRE OF SCIENCE AND TECHNOLOGY	3	6	95	89	93.7	2	83	80	96.4	0	106	99	93.4
	106041332	1004405	CHRIS HANI SEC	2	20	164	139	84.8	2	173	150	86.7	3	199	170	85.4
	107310218	1004407	DE KUILEN HS.	5	4	309	305	98.7	0	283	282	99.6	2	282	272	96.5
	101007546	1002272	DUNATOS PRIVAAT-SKOOL		0	14	14	100.0	0	9	8	88.9	0	15	15	100.0
	101310229	1004408	EBEN DONGES HS.	5	4	162	151	93.2	4	142	139	97.9	7	98	95	96.9
	107323861	1004409	EERSTERIVIER SEK.	5	28	180	146	81.1	3	190	142	74.7	11	163	106	65.0
	102323934	1004410	ESANGWENI SEC.	2	39	118	86	72.9	14	129	74	57.4	23	89	44	49.4
	107323853	1004412	FOREST HEIGHTS HS.	5	34	161	115	71.4	11	169	132	78.1	22	117	90	76.9
	107003389	1004414	GOOD HOPE HS		0	59	51	86.4	5	59	42	71.2	0	44	34	77.3
	110323438	1007709	GORDON SEK.	5	22	206	171	83.0	17	157	128	81.5	13	147	88	59.9
	103323918	1004443	HARRY GWALA SEC.	2	8	200	135	67.5	15	211	127	60.2	33	168	91	54.2
	107323136	1004415	HECTOR PETERSON SEC.	2	4	199	142	71.4	0	202	152	75.2	23	203	132	65.0
	110000838	1007712	HELDERBERG HIGH SCHOOL		0	32	31	96.9	4	32	31	96.9	0	28	27	96.4
	110310242	1007714	HOTTENTOTS-HOLLAND HS.	5	2	220	217	98.6	3	250	248	99.2	0	231	223	96.5
	106041318	1004419	INTLANGANISO SEC	2	52	196	126	64.3	0	124	90	72.6	7	112	65	58.0
	106324086	1006665	IQHAYIYA SEC	3	26	124	110	88.7	16	107	88	82.2	8	72	46	63.9
	107315607	1004420	JAN KRIEL-SKOOL		0	48	47	97.9	0	78	77	98.7	0	62	61	98.4
	106041220	1004421	JOE SLOVO SEC.	2	0	152	105	69.1	41	135	102	75.6	88	143	89	62.2
	111323942	1007718	KHANYOLWETHU SEC	3	46	305	154	50.5	25	181	112	61.9	43	141	108	76.6
	107323578	1004422	KLEINVLEI SEK.	5	27	129	106	82.2	18	136	110	80.9	8	143	95	66.4
	107323977	1004482	KUILS RIVER TECHNICAL SEC	4	0	181	103	56.9	38	131	95	72.5	3	101	72	71.3
	106323128	1004423	KWAMFUNDO SEC.	2	0	145	105	72.4	0	255	143	56.1	5	187	135	72.2
	106041101	1004424	LUHLAZA SEC	3	1	155	135	87.1	0	145	104	71.7	1	181	113	62.4
	110323527	1007724	MACASSAR SEK	5	16	87	68	78.2	8	64	55	85.9	20	62	44	71.0
	111007200	1007748	MADRASATUR RAJAA STRAND HS		0	22	22	100.0	0	33	33	100.0	0	30	27	90.0
	107323802	1004425	MALIBU SEK.	5	13	258	238	92.2	12	245	211	86.1	5	244	201	82.4
	106373435	1006651	MANYANO HS	3	0	167	145	86.8	6	175	158	90.3	5	161	145	90.1
	107393436	1004468	MASIBAMBANE SEC	1	40	195	179	91.8	17	256	224	87.5	13	257	218	84.8
	106041105	1004427	MASIYILE SENIOR SEC	3	0	144	108	75.0	1	175	138	78.9	0	107	75	70.1
	106041102	1004428	MATTHEW GONIWE MEMORIAL HS.	2	25	151	125	82.8	19	130	108	83.1	29	191	111	58.1
	111008379	1007777	MONDEOR ECO SCHOOL	3	0	18	17	94.4	5	29	27	93.1	1	35	31	88.6

WESTERN CAPE																	
District Name	EMIS No	Centre No	Centre Name	Quintile	2015				2016				2017			
					No Progressed	Wrote	Achieved	% Achieved	No Progressed	Wrote	Achieved	% Achieved	No Progressed	Wrote	Achieved	% Achieved
METRO EAST	100000583	1007751	MONTGOMERY AND MILLER ACADEMY										0	2	2	100.0
	101310264	1004429	MONUMENT PARK HS.	5	1	205	202	98.5	0	193	190	98.4	0	171	170	99.4
	101008201	1007739	NATURAL LEARNING ACADEMY		0	17	17	100.0	0	17	17	100.0	0	15	13	86.7
	100000328	1007742	NOMZAMO HIGH SCHOOL	3					0	72	40	55.6	2	101	67	66.3
	100000108	1004497	NORTHPINE TECHNICAL HS	5	1	30	22	73.3	3	74	50	67.6	2	66	54	81.8
	110310273	1007731	PAREL VALLEI HS.	5	0	228	228	100.0	0	203	203	100.0	0	236	235	99.6
	111323896	1007735	RUSTHOF SEK.	4	36	138	91	65.9	20	112	95	84.8	8	131	83	63.4
	107323748	1004432	SAREPTA SEK.	5	38	199	177	88.9	11	147	133	90.5	2	122	108	88.5
	101323039	1004433	SCOTTSDENE SEK.	5	44	158	129	81.6	18	106	100	94.3	20	91	76	83.5
	101323632	1004434	SCOTTSVILLE SEK.	5	27	185	106	57.3	3	111	78	70.3	2	101	42	41.6
	105008252	1004491	SILVERSANDS SEC.	4	0	57	47	82.5	16	72	58	80.6	7	67	59	88.1
	111322504	1007764	SIMANYENE SEC.	3	67	298	169	56.7	25	197	153	77.7	15	159	102	64.2
	110007280	1004444	SINAKO HIGH SCHOOL	2	0	164	122	74.4	24	146	95	65.1	32	166	116	69.9
	106323993	1006659	SIPHAMANDLA SEC.	3	2	151	144	95.4	5	167	161	96.4	0	139	129	92.8
	106323144	1006660	SIZIMISELE SEC.	3	0	121	95	78.5	19	88	30	34.1	54	94	36	38.3
	110007510	1007749	SOMERSET WEST PRIVATE SCHOOL	5	0	24	24	100.0	0	28	27	96.4	1	26	26	100.0
	100000272	1004406	SONEIKE HIGH SCHOOL	4					0	44	38	86.4	3	45	36	80.0
	111310327	1007740	STRAND HS	5	0	190	186	97.9	0	189	188	99.5	1	217	215	99.1
	111323721	1007741	STRAND SEK.	4	32	91	70	76.9	2	148	120	81.1	11	96	76	79.2
	103313947	1001166	THEMBELIHLE HS.	2	45	135	80	59.3	0	95	76	80.0	5	142	91	64.1
	107323187	1004483	TUSCANY GLEN SEC.	5	27	172	148	86.0	17	146	113	77.4	10	118	69	58.5
	103323926	1001168	USASAZO SEC.	2	10	135	115	85.2	0	150	140	93.3	0	182	156	85.7
	106041339	1004437	UXOLO HS.	3	9	160	99	61.9	3	149	120	80.5	0	175	98	56.0
	110007281	1007747	VALSBAAI HS		0	11	11	100.0	0	11	11	100.0	0	11	11	100.0
	107008016	1002279	WALLACEDENE SEC	3	78	180	96	53.3	14	186	118	63.4	7	166	57	34.3
	107324078	1004411	WEST BANK HS	3	20	76	58	76.3	0	67	63	94.0	0	75	49	65.3
	107008229	1004488	WESTERN CAPE SPORT SCHOOL	4	0	42	36	85.7	0	51	49	96.1	4	59	43	72.9
	110323780	1007745	ZANDVLIET HS.	5	18	162	126	77.8	5	136	113	83.1	0	141	100	70.9
	102483605	1001173	ZOLA SENIOR SEC	3	20	194	140	72.2	0	133	123	92.5	12	93	74	79.6
METRO NORTH	103007278	1001101	ABBOTTS COLLEGE MILNERTON		3	92	92	100.0	0	80	78	97.5	0	64	62	96.9
	101324612	1002201	ATHLONE SKOOL VIR BLINDES		14	20	7	35.0	3	23	21	91.3	2	11	10	90.9
	132473316	1005501	ATLANTIS SEK.	5	2	296	244	82.4	8	270	221	81.9	2	240	171	71.3
	107008380	1002280	BARDALE SEC	2	1	156	120	76.9	12	180	152	84.4	18	171	115	67.3
	101323500	1002203	BELHAR SEK.	5	12	165	140	84.8	6	171	149	87.1	0	122	106	86.9

WESTERN CAPE																	
District Name	EMIS No	Centre No	Centre Name	Quintile	2015				2016				2017			
					No Progressed	Wrote	Achieved	% Achieved	No Progressed	Wrote	Achieved	% Achieved	No Progressed	Wrote	Achieved	% Achieved
METRO NORTH	101323349	1002207	BELLVILLE-SUID SEK.	4	10	157	126	80.3	6	131	107	81.7	0	139	122	87.8
	102483370	1002208	BISHOP LAVIS SEK.	4	23	167	116	69.5	7	133	107	80.5	25	139	83	59.7
	103008009	1002261	BLOUBERGRANT SEC	5	2	72	71	98.6	0	103	94	91.3	5	98	96	98.0
	102310204	1002209	BOSMANSDAM HS.	5	2	147	145	98.6	3	146	144	98.6	0	125	122	97.6
	103310208	1001112	BUREN HS.	4	2	86	73	84.9	0	77	71	92.2	3	61	57	93.4
	103008276	1002231	CAPE TOWN STUDIES AND TOURS		0	10	10	100.0	0	5	5	100.0	0	9	8	88.9
	103000802	1001119	CBC ST JOHN'S PARK-LANDS	4	2	62	62	100.0	1	38	38	100.0	0	44	43	97.7
	102062450	1002210	CRAVENBY SEC	5	9	139	116	83.5	4	94	82	87.2	7	111	82	73.9
	101310217	1002212	D.F. MALAN HS.	5	0	199	199	100.0	0	208	208	100.0	0	182	180	98.9
	100000109	1005432	DELFT TECHNICAL HS	4	1	42	15	35.7	0	96	74	77.1	21	102	79	77.5
	101310227	1002213	DURBANVILLE HS.	5	2	162	161	99.4	3	178	176	98.9	0	144	141	97.9
	102310230	1002214	EDGEMEAD HS.	5	0	223	218	97.8	2	224	223	99.6	0	224	221	98.7
	102483419	1002215	ELSIESRIVIER SEK.	4	21	265	256	96.6	23	271	249	91.9	22	287	233	81.2
	102483427	1002216	ELSWOOD SEK.	4	0	66	48	72.7	14	52	46	88.5	14	71	44	62.0
	102007204	1002262	EMMANUEL CHRISTIAN ACADEMY	5	2	25	21	84.0	1	20	19	95.0	0	13	11	84.6
	101323616	1002217	EXCELSIOR SEK.	4	8	200	189	94.5	6	162	156	96.3	17	206	197	95.6
	102310231	1002218	FAIRBAIRN COLLEGE	5	0	163	163	100.0	0	178	177	99.4	0	175	173	98.9
	101310232	1002219	FAIRMONT HS.	5	8	229	229	100.0	7	253	251	99.2	0	243	242	99.6
	100000122	1002291	FISANTEKRAAL HS	1	16	91	59	64.8	31	73	47	64.4	25	88	70	79.5
	101323373	1002220	FLORIDA SEK.	4	0	99	90	90.9	23	114	101	88.6	15	110	80	72.7
	102310219	1002211	GOODWOOD KOLLEGE	4	8	85	83	97.6	7	101	101	100.0	11	101	99	98.0
	107008334	1002281	HINDLE HS	4	4	67	66	98.5	15	116	114	98.3	6	103	94	91.3
	103373443	1002249	INKWENKWEZI SEC	3	33	171	123	71.9	35	149	118	79.2	14	126	116	92.1
	101007216	1002248	IQRA ACADEMY		1	29	25	86.2	1	34	25	73.5	0	22	20	90.9
	102310245	1002224	J.G. MEIRING HS.	5	3	197	176	89.3	1	188	181	96.3	0	209	177	84.7
	102483478	1002225	JOHN RAMSAY HS.	4	1	55	42	76.4	0	86	62	72.1	13	122	88	72.1
	101323586	1002226	KASSELSVLEI KOMPRE-HENSIEWE HS	4	17	141	110	78.0	17	151	119	78.8	19	137	100	73.0
	107007994	1002265	LEIDEN SEC.	4	12	166	113	68.1	31	165	124	75.2	34	117	91	77.8
	199042109	1004426	MANZOMTHOMBO SEC.	3	60	237	196	82.7	20	191	175	91.6	29	209	191	91.4
	102489220	1002227	MARIAN RC SEC.	4	8	71	65	91.5	7	71	66	93.0	14	86	80	93.0
	103313920	1001143	MASIBAMBISANE SEC.	4	30	139	70	50.4	5	190	104	54.7	26	160	77	48.1
	100000110	1002273	MELKBOS HIGH SCHOOL	5	0	64	62	96.9	0	55	55	100.0	0	100	100	100.0
	132008331	1002276	MELKBOSSTRAND PRI-VATE SCHOOL	5	0	23	23	100.0	0	23	23	100.0	0	21	21	100.0
	100000305	1002263	MERIDIAN PINEHURST PRIVATE SCHOOL										0	57	54	94.7
	107008031	1002270	MFULENI SEC	3	39	225	179	79.6	12	221	193	87.3	14	192	153	79.7
	103310260	1001144	MILNERTON HS.	5	0	196	196	100.0	1	191	191	100.0	0	208	208	100.0

WESTERN CAPE																
District Name	EMIS No	Centre No	Centre Name	Quintile	2015				2016				2017			
					No Progressed	Wrote	Achieved	% Achieved	No Progressed	Wrote	Achieved	% Achieved	No Progressed	Wrote	Achieved	% Achieved
METRO NORTH	102008374	1002275	MOUNTAIN VIEW ACADEMY		0	10	10	100.0	0	8	8	100.0	0	13	13	100.0
	103007232	1002259	PARKLANDS COLLEGE	4	0	103	103	100.0	9	77	77	100.0	0	96	96	100.0
	101310274	1002228	PAROW HS.	5	1	220	215	97.7	0	206	204	99.0	3	202	191	94.6
	101323772	1002229	PERSEVERANCE SEK	4	27	90	84	93.3	10	102	88	86.3	20	86	62	72.1
	102310280	1002230	PRESIDENT HS.	5	2	96	94	97.9	0	92	89	96.7	0	85	85	100.0
	132473332	1005516	PROTEUS SEK.	5	28	189	146	77.2	25	162	117	72.2	38	154	119	77.3
	102483532	1002232	RANGE SEK.	4	3	36	23	63.9	2	37	25	67.6	9	34	19	55.9
	101323624	1002233	RAVENSMEAD SEK.	4	46	152	150	98.7	22	109	107	98.2	31	112	109	97.3
	103008281	1002289	RIVERSIDE COLLEGE	5	0	5	5	100.0	0	4	4	100.0	0	9	9	100.0
	132473464	1005517	ROBINVALE HS	5	8	162	147	90.7	17	125	113	90.4	20	151	132	87.4
	107323101	1004431	ROSENDAAL SEK.	3	0	120	80	66.7	14	86	58	67.4	25	92	49	53.3
	132473324	1005518	SAXONSEA SEK.	4	35	151	124	82.1	39	136	133	97.8	27	112	106	94.6
	107007096	1004435	SIMUNYE SEK.	4	12	114	89	78.1	0	124	80	64.5	30	106	77	72.6
	103353491	1002267	SINENJONGO HS	4	6	149	135	90.6	1	149	127	85.2	4	131	113	86.3
	102483591	1002234	ST. ANDREW'S SEK.	4	5	155	61	39.4	6	177	85	48.0	6	136	53	39.0
	101310326	1002235	STELLENBERG HS.	5	0	286	286	100.0	1	264	263	99.6	0	281	281	100.0
	103007427	1001183	SUNNINGDALE SCHOOL		1	7	7	100.0	0	8	8	100.0	0	2	2	100.0
	101323659	1002236	SYMPHONY SEK.	4	17	84	73	86.9	10	88	74	84.1	10	50	40	80.0
	103310307	1001164	TABLE VIEW HS.	5	0	182	181	99.5	0	205	205	100.0	0	169	166	98.2
	105315611	1001165	TAFELBERGSKOOL		0	18	18	100.0	0	17	17	100.0	1	29	29	100.0
	101310308	1002237	THE SETTLERS HS.	5	0	247	245	99.2	0	233	230	98.7	0	223	215	96.4
	101310310	1002238	TYGERBERG HS.	5	2	181	180	99.4	0	182	181	99.5	0	165	164	99.4
	102483567	1002240	UITZIG SEK.	3	15	38	20	52.6	5	34	24	70.6	1	15	3	20.0
	102483575	1002241	VALHALLA SEK	4	17	32	25	78.1	1	31	29	93.5	6	28	19	67.9
	107323845	1004438	VOORBRUG SEK.	3	29	200	139	69.5	26	160	112	70.0	23	154	110	71.4
METRO SOUTH	106493317	1006601	ALOE SEC.	5	76	182	93	51.1	50	138	92	66.7	29	149	130	87.2
	100000268	1009987	AZ BERMAN HIGH SCHOOL										0	64	37	57.8
	106493325	1006602	BEACON HILL SEK.	4	15	120	103	85.8	3	123	96	78.0	9	115	100	87.0
	105310201	1009903	BERGVLIET HS.	5	0	181	179	98.9	0	196	196	100.0	0	204	203	99.5
	105483613	1009947	CAPE ACADEMY FOR MATHS, SCIENCE AND TEC	5	0	133	132	99.2	0	112	98	87.5	0	95	84	88.4
	106493333	1006603	CEDAR SEC.	5	35	188	153	81.4	26	169	139	82.2	27	150	115	76.7
	105008291	1009972	CHRISTEL HOUSE SOUTH AFRICA	5	0	40	39	97.5	1	48	48	100.0	0	46	45	97.8
	105000822	1009956	CONSTANTIA WALDORF SCHOOL	4	0	29	29	100.0	0	24	23	95.8	0	19	19	100.0
	105313599	1009908	CRESTWAY SEC.	4	0	94	83	88.3	2	118	84	71.2	12	88	61	69.3
	106003396	1006612	DARUL ARQAM ISLAMIC HS		5	41	39	95.1	2	35	33	94.3	0	53	53	100.0

WESTERN CAPE																	
District Name	EMIS No	Centre No	Centre Name	Quintile	2015				2016				2017			
					No Progressed	Wrote	Achieved	% Achieved	No Progressed	Wrote	Achieved	% Achieved	No Progressed	Wrote	Achieved	% Achieved
METRO SOUTH	100000030	1009984	DARUN-NA'IM GIRLS HS		0	13	13	100.0	0	12	12	100.0	0	11	11	100.0
	105314633	1009965	DOMINIKAANSE SKOOL VIR DOWES										0	5	4	80.0
	106042317	1006604	DR. NELSON R. MANDE-LA HS.	2	119	161	90	55.9	17	88	66	75.0	45	152	98	64.5
	105313769	1009913	FAIRMOUNT SEC.	5	11	127	114	89.8	17	110	105	95.5	17	96	86	89.6
	104314201	1009914	FISH HOEK HS.	5	0	177	176	99.4	1	189	187	98.9	0	178	175	98.3
	100000286	1009986	FOCUS COLLEGE		0	25	21	84.0	0	32	27	84.4	0	20	18	90.0
	106493430	1006606	GLENDALE SEC.	4	13	145	133	91.7	10	130	120	92.3	19	139	128	92.1
	105313815	1009915	GRASSDALE HOeR	5	23	135	133	98.5	17	101	95	94.1	21	91	83	91.2
	105313408	1009916	GRASSY PARK SEC.	5	3	158	149	94.3	8	177	161	91.0	1	149	115	77.2
	105313467	1009920	HEATHFIELD HS	5	17	164	136	82.9	2	121	91	75.2	5	133	100	75.2
	105319228	1009923	IMMACULATA RK SEC.	5	0	70	70	100.0	0	80	76	95.0	2	79	74	93.7
	106323969	1006657	INTSEBENZISWANO SEC	2	31	191	129	67.5	9	206	156	75.7	25	195	153	78.5
	105313661	1009925	LAVENDER HILL HIGH SCHOOL	4	10	111	93	83.8	19	144	99	68.8	12	123	109	88.6
	106493392	1006610	LENTEGEUR SEC.	5	58	172	145	84.3	17	160	134	83.8	22	163	112	68.7
	105493341	1009927	LOTUS SEK.	5	6	41	26	63.4	9	37	28	75.7	11	26	15	57.7
	104373427	1009970	MASIPHUMELELE HS	3	4	197	138	70.1	8	221	108	48.9	9	168	112	66.7
	105000814	1001194	MICHAEL OAK WALDORF SCHOOL.	5	0	6	6	100.0	0	24	24	100.0	0	21	21	100.0
	106493368	1006615	MONDALE HS.	5	6	246	244	99.2	2	239	238	99.6	0	217	214	98.6
	104310265	1009928	MUIZENBERG HS.	5	0	103	100	97.1	0	136	131	96.3	0	123	114	92.7
	106493554	1006658	NEW EISLEBEN SEC	3	23	210	99	47.1	34	216	147	68.1	12	212	111	52.4
	105310269	1009930	NORMAN HENSHIL-WOOD HS.	5	2	221	220	99.5	0	211	211	100.0	0	215	212	98.6
	105308363	1009988	OAKLEY HOUSE SCHOOL										0	4	4	100.0
	104313491	1009931	OCEAN VIEW SEC.	4	26	137	118	86.1	34	157	136	86.6	15	112	92	82.1
	106042203	1006616	OSCAR MPETHA HS	2	27	126	107	84.9	16	149	100	67.1	3	162	104	64.2
	106493503	1006617	OVAL NORTH SEC.	4	9	163	155	95.1	5	164	155	94.5	4	163	148	90.8
	105062454	1009932	PELICAN PARK HIGH SCHOOL	5	8	100	92	92.0	10	97	94	96.9	1	103	91	88.3
	106313939	1006618	PHAKAMA SEC.	2	54	155	102	65.8	5	129	89	69.0	4	142	113	79.6
	106008035	1009971	PHANDULWAZI HS.	3	31	192	139	72.4	10	188	131	69.7	0	165	105	63.6
	106008278	1006641	PHILLIPI SEC	2	3	192	133	69.3	0	170	130	76.5	10	172	121	70.3
	105310279	1009933	PLUMSTEAD HS.	5	0	172	148	86.0	2	164	158	96.3	0	133	125	94.0
	106493376	1006621	PORTLAND SEC.	5	16	182	178	97.8	0	139	137	98.6	16	173	167	96.5
	106493481	1006622	PRINCETON SEC.	5	28	155	113	72.9	27	154	118	76.6	22	141	101	71.6
	106493384	1006623	ROCKLANDS SEC.	5	3	257	233	90.7	1	225	212	94.2	3	244	211	86.5
	105007428	1009941	SHILOAH CHRISTIAN SCHOOL	5	0	28	28	100.0	0	40	40	100.0	0	14	13	92.9
	105313106	1009944	SIBELIUS HS.	5	12	114	95	83.3	6	93	83	89.2	22	101	68	67.3

WESTERN CAPE																	
District Name	EMIS No	Centre No	Centre Name	Quintile	2015				2016				2017			
					No Progressed	Wrote	Achieved	% Achieved	No Progressed	Wrote	Achieved	% Achieved	No Progressed	Wrote	Achieved	% Achieved
METRO SOUTH	104312245	1009946	SIMON'S TOWN SCHOOL	5	1	104	97	93.3	0	66	64	97.0	0	67	58	86.6
	106041230	1006626	SINETHEMBA SEC.	2	26	282	179	63.5	18	296	210	70.9	0	236	119	50.4
	106042101	1006629	SITHEMBELE MATISO SEC	3	0	158	85	53.8	0	115	74	64.3	0	122	104	85.2
	106007098	1006635	SOPHUMELELA SEC	3	3	142	105	73.9	29	205	146	71.2	21	144	124	86.1
	105313351	1009949	SOUTH PENINSULA HS.	5	0	204	200	98.0	0	193	189	97.9	1	190	188	98.9
	106493422	1006628	SPINE ROAD HIGH SCHOOL.	5	24	280	278	99.3	1	223	220	98.7	6	193	193	100.0
	105000935	1009907	SPRINGFIELD CONVENT OF THE HOLY ROSARY	5	1	84	84	100.0	1	84	84	100.0	0	79	79	100.0
	105313521	1009950	STEENBERG SEC.	5	0	225	195	86.7	0	200	192	96.0	17	228	194	85.1
	106493406	1006631	STRANDFONTEIN SEK.	5	18	154	126	81.8	15	103	96	93.2	7	108	77	71.3
	106493414	1006632	TAFELSIG SEK.	4	53	134	115	85.8	22	117	109	93.2	8	176	132	75.0
	105008330	1009981	THE ORACLE ACADEMY		1	62	60	96.8	0	80	79	98.8	0	71	70	98.6
	106041343	1006634	VUYISEKA SEC.	2	24	103	76	73.8	2	86	67	77.9	7	151	94	62.3
	106493449	1006637	WESTRIDGE SEC.	5	25	157	119	75.8	17	155	120	77.4	29	134	119	88.8
	105313424	1009959	WITTEBOME HS.	5	9	144	115	79.9	10	107	90	84.1	2	118	101	85.6
	106493457	1006638	WOODLANDS SEC.	5	0	124	68	54.8	10	70	39	55.7	9	58	51	87.9
	105310318	1009960	WYNBERG BOYS' HS.	5	0	148	148	100.0	0	178	178	100.0	0	146	146	100.0
	105310321	1009961	WYNBERG GIRLS' HS.	5	0	187	186	99.5	0	174	174	100.0	0	168	167	99.4
	105313696	1009962	WYNBERG SEK.	5	6	183	160	87.4	4	134	126	94.0	3	125	117	93.6
	105313890	1009963	ZEEKOEVLEI SEC.	5	7	103	94	91.3	10	60	59	98.3	0	84	72	85.7
	106007102	1006636	ZISUKHANYO SEC.	3	5	203	137	67.5	1	151	116	76.8	7	178	123	69.1
	105310323	1009964	ZWAANSWYK HS.	5	9	104	97	93.3	4	79	77	97.5	6	95	93	97.9
OVERBERG	113333360	1008801	ALBERT MYBURGH SEK.	3	20	129	117	90.7	6	103	98	95.1	7	104	85	81.7
	117312200	1008804	BARRYDALE HS.	3	4	41	39	95.1	4	35	33	94.3	5	39	31	79.5
	113310206	1008808	BREDASDORP HS.	5	0	88	87	98.9	1	85	85	100.0	0	80	79	98.8
	114336734	1008885	DE RUST FUTURA AKAD-EMIE	3	0	34	33	97.1	1	43	41	95.3	0	49	44	89.8
	114310220	1008814	DE VILLIERS GRAAFF HS.	5	2	37	37	100.0	0	37	37	100.0	0	36	36	100.0
	114333328	1008817	EMIL WEDER SEK.	3	3	76	70	92.1	3	72	61	84.7	3	66	59	89.4
	115007999	1005537	GANSBAAI ACADEMIA	3	19	78	69	88.5	11	83	79	95.2	10	73	60	82.2
	114312224	1008821	GRABOUW HS.	4	1	35	34	97.1	0	35	34	97.1	0	36	35	97.2
	114333387	1008822	GROENBERG SEK.	4	22	242	224	92.6	0	237	223	94.1	0	208	176	84.6
	115333565	1008823	HAWSTON SEK.	3	7	132	108	81.8	0	102	75	73.5	0	95	75	78.9
	115310241	1008826	HERMANUS HS.	5	2	154	154	100.0	2	177	177	100.0	0	178	178	100.0
	115007810	1008879	NORTHCLIFF HOUSE COLLEGE	2	0	13	12	92.3	0	10	10	100.0	0	18	17	94.4
	117000842	1008838	OLYFKRANS COLLEGE.		0	14	14	100.0	0	10	10	100.0	1	9	9	100.0
	114310270	1008839	OVERBERG HS	5	0	114	114	100.0	0	90	90	100.0	1	99	99	100.0
	115333646	1008841	QHAYIYA SEC. SCHOOL	1	38	129	104	80.6	22	87	77	88.5	23	170	142	83.5

WESTERN CAPE																	
District Name	EMIS No	Centre No	Centre Name	Quintile	2015				2016				2017			
					No Progressed	Wrote	Achieved	% Achieved	No Progressed	Wrote	Achieved	% Achieved	No Progressed	Wrote	Achieved	% Achieved
OVERBERG	114312243	1008842	RIVIERSONDEREND HS.	3	0	26	26	100.0	0	27	27	100.0	2	25	23	92.0
	114333336	1008846	SWARTBERG SEK.	3	11	93	77	82.8	0	77	69	89.6	11	91	70	76.9
	117310305	1008847	SWELLENDAM HS.	5	0	76	75	98.7	0	75	75	100.0	0	58	58	100.0
	117333417	1008848	SWELLENDAM SEK.	3	21	117	108	92.3	8	110	96	87.3	4	114	97	85.1
	100000288	1008914	UMYEZO WAMA APILE HS	1	51	134	88	65.7	2	112	90	80.4	0	129	100	77.5
	114333077	1008852	VILLIERSDORP SEK.	3	27	100	81	81.0	7	91	87	95.6	0	92	79	85.9
WEST COAST	136312208	1005503	AUGSBURG LAND-BOUGIMNASIUM	5	0	47	47	100.0	0	74	74	100.0	0	50	50	100.0
	100000091	1005596	CEDERBERG ACADEMY	4	4	87	70	80.5	12	100	85	85.0	2	100	75	75.0
	136473472	1005505	CLANWILLIAM SEK.	3	12	88	77	87.5	4	96	79	82.3	4	60	46	76.7
	134473359	1005506	DIAZVILLE HS.	4	1	150	135	90.0	13	162	147	90.7	9	113	95	84.1
	135310225	1005507	DIRKIE UYS HS.	5	0	53	53	100.0	0	63	63	100.0	0	69	69	100.0
	136312222	1005508	GRAAFWATER HS.	4	0	32	32	100.0	0	36	36	100.0	2	52	52	100.0
	131312226	1005509	HOPEFIELD HS.	5	0	68	68	100.0	0	79	79	100.0	0	88	88	100.0
	132473510	1005540	LLINGELETHU SEC.	1	9	90	51	56.7	12	114	76	66.7	0	113	78	69.0
	100000124	1005532	LOUWVILLE HS	4	1	86	68	79.1	3	161	84	52.2	2	116	76	65.5
	138312229	1005510	LUTZVILLE HS.	5	0	38	38	100.0	0	42	42	100.0	0	40	40	100.0
	137312234	1005542	NUWERUS HS.	3	1	21	19	90.5	0	19	14	73.7	2	16	14	87.5
	133312238	1005513	PIKETBERG HS.	5	0	54	54	100.0	0	53	53	100.0	1	64	64	100.0
	133312241	1005515	PORTERVILLE HS.	5	0	59	59	100.0	0	51	51	100.0	0	55	54	98.2
	132473405	1005519	SCHOONSPRUIT SEK.	4	28	270	230	85.2	7	254	233	91.7	7	250	197	78.8
	133473413	1005521	STEYNVILLE SEK.	4	9	166	143	86.1	3	163	141	86.5	10	173	134	77.5
	132310302	1005522	SWARTLAND HS.	5	1	143	143	100.0	0	150	149	99.3	0	144	141	97.9
	137312254	1005523	VANRHYNSDORP HS.	5	1	38	37	97.4	0	45	37	82.2	2	40	37	92.5
	133312257	1005524	VELDDRIF HS.	5	2	30	28	93.3	6	32	32	100.0	0	15	15	100.0
	134310314	1005525	VREDENBURG HS.	5	12	170	164	96.5	5	144	137	95.1	6	173	166	96.0
	138310312	1005526	VREDENDAL HS.	5	0	82	82	100.0	0	89	89	100.0	0	92	92	100.0
	138473421	1005527	VREDENDAL SEK.	3	3	141	124	87.9	0	155	137	88.4	9	158	142	89.9
	132470686	1005529	WESBANK SEK.	4	4	179	159	88.8	3	172	152	88.4	15	169	137	81.1
	134473456	1005530	WESTON SEK.	4	27	220	175	79.5	9	240	192	80.0	0	197	154	78.2

SHAPING FREEDOM
THROUGH EDUCATION

222 Struben Street, Pretoria, 0001
Private Bag X895, Pretoria, 0001, South Africa
Tel: 012 357 3000 • Fax: 012 323 0601

Private Bag X9035, Cape Town, 8000, South Africa
Tel: 021 486 7000 • Fax: 021 461 8110
Call Centre: 0800 202 933

ISBN: 978-1-4315-3210-0

Department of Basic Education

www.education.gov.za

www.twitter.com/dbe_sa

www.facebook.com/BasicEd