2021 NATIONAL SENIOR CERTIFICATE

SCHOOL PERFORMANCE REPORT

AVBOB MUTUAL SOCIETY
entsika
Know more. Be more. FUNDI
IDC Industrial Development Corporation Your partner in development finance
MTN Further together
basic education Department: Basic Education REPUBLIC OF SOUTH AFRICA
KAGISO TRUST Overcoming poverty
Read to Lead A Reading Nation is a Leading Nation
2030 NDP
STAY SAFE PROTECT SOUTH AFRICA TOGETHER WE CAN BEAT CORONAVIRUS

TABLE OF CONTENTS

FOREWORD 2

1. INTRODUCTION 4

2. SCOPE OF THE SCHOOL PERFORMANCE REPORT 4

3. UTILISATION OF THE SCHOOLS PERFORMANCE REPORT 5

4. SUMMARY OF SCHOOL PERFORMANCE 5

5. SCHOOLS THAT ACHIEVED A 100% PASS RATE FROM 2017 TO 2021 6

   Summary of schools that achieved 100 percent from 2017 TO 2021 10

6. SCHOOLS THAT PERFORMED BELOW 40% OVER A FIVE YEAR PERIOD 10

   Schools that performed below 40% over a five year period 10

7. PROVINCIAL PASS RATE IN 2021 11

8. INDIVIDUAL SCHOOL RESULTS PER PROVINCE IN 2021 12

   Eastern Cape 12

   Free State 48

   Gauteng 58

   KwaZulu-Natal 89

   Limpopo 133

   Mpumalanga 171

   Northern Cape 188

   North West 193

   Western Cape 209

FOREWORD

The Class of 2021 will remember their Grade 12 year as one of challenge and triumph. The challenge was coping with the unknowns of new Covid-19 variants and managing its subsequent effects on learning. The triumph was overcoming learning loss and maintaining high academic discipline. The results of class of 2021 is a triumph for the learners who participated and the society that supported them. The response of the Department with the support of parents and their communities to insulate this class from potential harm and safeguard their right to education's promise of a better future, has borne fruit. In 2021, we celebrate and salute this second cohort who wrote the National Senior Certificate under COVID-19 protocols yet delivered a miraculous achievement of improving performance, enabling a successful gateway to their further studies and the world of work.

In 2021, the Rainbow Nation bade farewell to Archbishop Desmond Tutu. The Arch once stated, 'There comes a point where we need to stop just pulling people out of the river. We need to go upstream and find out why they're falling in'. This echoes the mission of the Department of Basic Education in pursuit of growing better tomorrows by providing quality education today.

This cohort has risen to the call by President Cyril Ramaphosa that we can overcome our challenges as a nation because we are a nation of heroes. The education sector faced numerous challenges in 2021 but as true heroes, our teachers, principals, subject advisors and all officials in the sector displayed an energy, commitment and persistence to rise above the challenges they faced. At the risk of their own welfare, it was heartwarming to witness how teachers reported for duty long before their official working hours, offered additional classes over weekends and school holidays and left no chalk unfinished to offer their relentless support to the Class of 2021. I salute you!

The Quality Assurance Council, Umalusi, approved the 2021 NSC results. It must be noted that the approval was preceded by meticulous verification of all examination processes. South Africa offers a credible public examination system, comparable internationally. The National Senior Certificate has again stood the test of time and after 12 years of teaching and learning, this qualification holds intrinsic value for both individuals and society as a measure of advocated success.

The Class of 2021 had a number of success stories. There was a significant increase in the number of full-time enrolments in 2021 increasing from 610 484 in 2020 to 733 917 in 2021. This difference of 123 487 candidates allays the concern that there would have been a significant dropout of learners in 2020 and 2021, given the COVID-19 pandemic. There were improvements in Mathematics and Physical Science by more than 3 percentage points over their 2020 counterparts; a testament to government's priority of equipping South African learners with relevant skills and knowledge for a changing world. These improved learner performance trends are in keeping with notable improvements patterns observed at the Grade 5 and Grade 9 levels in the Trends in International Mathematics and Science Study (TIMSS) over the last 10 years. Over the last two years, government has emphasised the world of work is changing and the need for entrepreneurial skills is not only desired but necessary for many candidates to become self-sufficient and successful. It is therefore encouraging to note that one of the best performing subjects was Business Studies with more than 80% of candidates achieving a pass score. The overall pass rate in this examination improved from 76.2% to 76.4% and more than a third of candidates who wrote will be able to pursue career interests at a University.

Realizing the rights of persons with disabilities is crucial to fulfilling the core promise of the National Development Plan's Vision 2030: to leave no one behind. In 2021, South African Sign Language Home Language (SASL HL) candidates sat for the fourth SASL HL examinations in the National Senior Certificate Examinations. I am pleased to report that a total of 879 learners with special needs attained admission to Bachelor studies, 636 achieved admission to diploma Studies, and 314 achieved admission to higher certificate studies.

A dynamic education system keeps abreast with the demands of the fourth industrial revolution. In 2021, Marine Sciences was offered for the first time as an examinable subject in the Grade 12 NSC examinations. Various technical vocational specialisations, Technical Mathematics and Technical Sciences were offered for the fourth year since their introduction in 2018. A remarkable improvement in the 2021 NSC results was noted in both Technical Sciences and Technical Mathematics. This bodes well for our recent initiatives on introducing robotics and coding in earlier grades.

The success of the Class of 2021 also bears testament to the ongoing and planned initiatives of the Department to build strong foundations in learning from the early years of schooling, building back basic skills in numeracy and literacy and preparing learners adequately for 21st century skills and competencies. We are committed towards ensuring learning is a successful journey that brings enjoyment and fulfillment from early learning to exit leaving qualifications.

We remain grateful to schools providing extra learner support programmes and to non-governmental organisations, corporates, institutions of higher learning, community groups, and volunteer-based learning programmes, working in partnership with schools in providing highly valuable support to our learners. Stakeholders and partners in education immensely contributed to the readiness and success achieved by the Class of 2021.

Once again, I wish to thank parents, teachers, principals, teacher unions, communities, district and provincial officials, and social partners for carrying the Class of 2021. I believe that our unity will make us find new frontiers of cooperation and innovation. I am confident that by working together yet again, we can support the Class of 2022 in the manner that we supported their predecessors. The magnanimous act of society seeks to fulfill the Freedom Charter's clarion call that: 'The Doors of Learning and Culture Shall be opened!'

Mrs AM Motshekga, MP
Minister of Basic Education

1. INTRODUCTION

The overall results of the 6 853 schools/examination centers that participated in the 2021 NSC examination in the country are packaged into a national report which allows school managers and all officials based either at the national, provincial or district levels, that are responsible for the effective management of schools to analyse the learner performance data presented.

The school level data can be located within each of the 75 districts and represents the number of candidates who wrote the examination and the number that obtained the NSC this year. Every school community is encouraged to engage actively with the data so that each is able to reflect on their performance in the 2021 NSC examination and evaluate it against previous years' to gauge progress made and to consider enhancements and interventions that can be phased into the school programme, in order to achieve concrete and measurable improvements in the new academic year. In addition, schools that are in the same quintile can also compare their historic performance to that of other schools in the same quintile over the last three years to establish if the inputs made by the education system have translated into better performance and a motivated school community. Schools will be able to share best practices and form clusters for mutual benefit.

This report should be read in conjunction with the following complementary reports on the 2021 National Senior Certificate examination published by the Department of Basic Education:

a) The 2021 National Senior Certificate Examination Report;

b) National Schools Subjects Report that presents the performance of each subject over three years; and;

c) The National Diagnostic Reports which provides an analysis learner performance in the 11 Gateway Subjects, the 11 Home Languages and Technical subjects; which identifies areas of poor performance, and recommends appropriate remedial measures in each of the subjects. Together these four reports aim to provide a comprehensive overview of learner, school and subject performance on the 2021 NSC.

2. SCOPE OF THE SCHOOL PERFORMANCE REPORT

This report presents data on the performance of all schools that wrote the 2021 NSC Examination, including public schools, special schools and independent schools. It also provides data on the overall performance of all these schools over a three-year period so that a school is able to measure and track its performance over the last three years.

2021 marks the eighth year of a CAPS-aligned NSC Examination, which means that schools can compare their historic performance in a stabilising curriculum and assessment policy framework. This will help them to establish if they too have reached stability in terms of effective implementation of the intended curriculum.

This report details the number of candidates that wrote the examination, the number of candidates that achieved the NSC and the pass percentage in every school, over the last three years. It also provides a list of schools that obtained 100% and those that obtained below 40% over a period of five years respectively.

3. UTILISATION OF THE SCHOOLS PERFORMANCE REPORT

This report can be used by school managers, subject advisors, curriculum specialists and district planners to do a quick comparative analysis of the overall performance of schools within a circuit, cluster or district.

The data presented in this report enables every school to keep track of their performance over time so that each institution is able to compare their current performance with the previous years' to measure progress made and innovations required in the next school year. Being the eighth year of the implementation of the NSC examination based on CAPS, schools will be able to track their performance in the last three examinations.

The report would also help Education officials to identify consistently underperforming schools, so as to target their interventions appropriately. Schools that continue to underperform must reflect deeply on how to improve learner outcomes and should consider collaborating with better performing schools so that this shared experience can build a stronger professional schooling community and contribute towards improved performance. Although this report on the overall school performance results may mask the performance of the individual teachers and subjects, the schools' subject report provides detailed performance per subject so that no one escapes the accountability chain.

4. SUMMARY OF SCHOOL PERFORMACE

PROVINCES		Total Number of Schools	0 to 19.9%	20 to 39.9%	40 to 59.9%	60 to 79.9%	80 to 100%	Exactly 0%	Exactly 100%
EASTERN CAPE	Number	941	6	18	202	377	338	3	38
	%		0.6	1.9	21.5	40.1	35.9	0.3	4.0
FREE STATE	Number	338	0	0	9	69	260	0	46
	%		0.0	0.0	2.7	20.4	76.9	0.0	13.6
GAUTENG	Number	892	0	6	33	263	590	0	129
	%		0.0	0.7	3.7	29.5	66.1	0.0	14.5
KWAZULU-NATAL	Number	1 757	4	47	224	639	843	0	145
	%		0.2	2.7	12.7	36.4	48.0	0.0	8.3
LIMPOPO	Number	1 330	20	117	359	521	313	1	31
	%		1.5	8.8	27.0	39.2	23.5	0.1	2.3
MPUMALANGA	Number	558	3	19	79	216	241	1	18
	%		0.5	3.4	14.2	38.7	43.2	0.2	3.2
NORTH WEST	Number	438	1	4	43	174	216	0	28
	%		0.2	0.9	9.8	39.7	49.3	0.0	6.4
NORTHERN CAPE	Number	145	0	5	24	66	50	0	9
	%		0.0	3.4	16.6	45.5	34.5	0.0	6.2
WESTERN CAPE	Number	454	0	2	38	141	273	0	71
	%		0.0	0.4	8.4	31.1	60.1	0.0	15.6
NATIONAL	Number	6 853	34	218	1 011	2 466	3 124	5	515
	%		0.5	3.2	14.8	36.0	45.6	0.1	7.5

5. SCHOOLS THAT ACHIEVED A 100% PASS RATE FROM 2017 TO 2021

EASTERN CAPE														
District Name	EMIS No	Centre No	Centre Name	Quintile	No Progressed 2017	Wrote 2017	No Progressed 2018	Wrote 2018	No Progressed 2019	Wrote 2019	No Progressed 2020	Wrote 2020	No Progressed 2021	Wrote 2021
Nelson Mandela Metro	200100131	4341014	COLLEGIATE GIRLS HIGH SCHOOL	5	0	125	0	135	0	156	0	126	0	134
Buffalo City	200200872	4321104	ULWAZI HIGH SCHOOL	3	7	57	8	62	9	71	0	95	0	161

FREE STATE														
District Name	EMIS No	Centre No	Centre Name	Quintile	No Progressed 2017	Wrote 2017	No Progressed 2018	Wrote 2018	No Progressed 2019	Wrote 2019	No Progressed 2020	Wrote 2020	No Progressed 2021	Wrote 2021
Thabo Mofutsanyana	441501085	3191005	BREDA FARM SCHOOL	1	2	23	3	24	0	34	7	18	1	13
Lejweleputswa	440808296	3181005	BULTFONTEIN CS	5	0	22	0	20	0	21	0	20	0	24
Motheo	440304223	3171012	CHRISTIAN BROTHERS COLLEGE CI/S	99	0	27	0	31	0	25	0	27	0	30
Motheo	440304210	3171017	EUNICE SS	5	0	165	0	158	0	168	0	159	0	163
Fezile Dabi	441811277	3202011	HEILBRON CS	5	0	36	0	37	0	32	0	29	0	24
Lejweleputswa	441912078	3182013	HENNENMAN SS	5	0	52	1	33	0	37	0	33	0	33
Lejweleputswa	442008297	3181010	HOOPSTAD CS	5	0	20	0	24	0	22	1	21	0	24
Xhariep	442104209	3161015	JACOBSDAL LANDBOUSKOOL	5	0	56	2	69	0	62	0	53	0	65
Thabo Mofutsanyana	441407338	3191017	KING'S SCHOOL FICKSBURG	99	0	4	0	9	0	8	0	9	0	16
Motheo	445802156	3171114	KYRIOS INDEPENDENT SCHOOL	99	0	10	0	8	0	13	0	18	0	19
Fezile Dabi	444306320	3202038	SALOMON SENEKAL CS	5	0	21	0	21	0	17	0	19	0	15
Motheo	440304222	3171068	ST MICHAEL`S CS	5	0	55	0	54	0	49	0	15	0	51
Fezile Dabi	441610265	3201034	VILLIERS CS	4	0	8	0	6	0	4	0	4	0	10
Thabo Mofutsanyana	444510260	3194018	VREDE CS	4	0	21	0	27	0	17	0	16	0	19

GAUTENG														
District Name	EMIS No	Centre No	Centre Name	Quintile	No Progressed 2017	Wrote 2017	No Progressed 2018	Wrote 2018	No Progressed 2019	Wrote 2019	No Progressed 2020	Wrote 2020	No Progressed 2021	Wrote 2021
EKURHULENI NORTH	700261172	8261172	SUPERO PRIVATE COMBINED SCHOOL	99	0	27	0	18	0	28	0	44	0	34
EKURHULENI SOUTH	700400012	8400012	BALMORAL COLLEGE	99	0	51	0	40	0	66	0	72	0	44
EKURHULENI SOUTH	700340323	8340323	SPARROW COMBINED - ALBERTON	99	0	8	0	13	0	25	0	17	0	18
GAUTENG EAST	700400062	8400062	DIE HEUWEL CHRISTIAN SCHOOL	99	0	1	0	7	0	3	0	5	0	3
GAUTENG EAST	700350504	8350504	SPRINGS MUSLIM SCHOOL	99	0	18	1	16	0	17	0	11	0	14
GAUTENG NORTH	700240549	8219004	BAVIAANSPOORT EMTHONJENI YOUTH CEN	99	0	5	0	6	0	5	0	11	0	2
GAUTENG WEST	700252346	8252346	AZAADVILLE MUSLIM SCHOOL	99	0	28	0	18	0	30	0	25	0	34
JOHANNESBURG CENTRAL	700111666	8111666	NUR-UL-ISLAM SCHOOL	99	0	11	0	15	0	16	0	10	0	11
JOHANNESBURG EAST	700400598	8400598	BELLEVUE PRIMARY AND HIGH SCHOOL	99	0	13	0	12	0	12	0	13	0	9
JOHANNESBURG EAST	700130187	8130187	BETH JACOBS GIRLS HIGH SCHOOL	99	0	11	0	12	0	21	0	12	0	10
JOHANNESBURG EAST	700400549	8400549	NIZAMIYE COMBINED SCHOOL	99	0	18	0	11	0	15	0	19	0	19
JOHANNESBURG EAST	700400336	8400336	PRIDE LEARNING ACADEMY	99	1	15	0	21	0	10	0	17	0	14
JOHANNESBURG EAST	700131482	8131482	SHAREI TORAH	99	0	6	0	12	0	14	0	10	0	7
JOHANNESBURG NORTH	700400032	8400032	BRANDCLIFF HOUSE PRIVATE SCHOOL	99	0	35	0	10	0	21	0	25	0	21
JOHANNESBURG NORTH	700130971	8130971	MCAULEY HOUSE SCHOOL	99	0	58	0	59	0	59	0	60	0	65
JOHANNESBURG NORTH	700400136	8400136	SAMA HIGH SCHOOL	99	0	24	0	26	0	29	0	43	0	43
JOHANNESBURG SOUTH	700400454	8400454	NATIONWIDE SCHOOL FOR ACADEMIC EXCEL	99	4	49	8	47	13	69	3	47	0	65
TSHWANE SOUTH	700230110	8230110	AFRIKAANSE HOER MEISIESKOOL	5	0	187	0	220	0	226	0	221	0	249
TSHWANE SOUTH	700400125	8400125	AL GHAZALI	99	0	17	0	13	0	10	0	14	0	16
TSHWANE SOUTH	700231571	8231571	CENTRAL ISLAMIC SCHOOL	99	0	17	0	29	0	22	0	20	0	18
TSHWANE SOUTH	700220582	8220582	CORNERSTONE COLLEGE SEC SCHOOL	99	0	112	0	106	0	88	0	96	0	96
TSHWANE SOUTH	700210245	8210245	HOERSKOOL WATERKLOOF	5	0	339	0	344	0	343	0	362	0	316
TSHWANE SOUTH	700400258	8400258	RASLOUW ACADEMY	99	0	1	0	11	0	5	0	9	0	6
TSHWANE SOUTH	700232157	8232157	TSHWANE MUSLIM SCHOOL	99	0	51	0	49	0	43	0	49	0	55
TSHWANE WEST	700241795	8241795	CHARLTON VOS COLLEGE OF EDUCATION	99	0	52	0	59	0	56	0	51	0	63

KWAZULU NATAL														
District Name	EMIS No	Centre No	Centre Name	Quintile	No Progressed 2017	Wrote 2017	No Progressed 2018	Wrote 2018	No Progressed 2019	Wrote 2019	No Progressed 2020	Wrote 2020	No Progressed 2021	Wrote 2021
AMAJUBA	500227513	5213243	NGCAKA COMBINED	2	4	12	3	11	4	10	2	9	7	23
HARRY GWALA	500425130	5313406	ENTSIKENI SS	2	11	80	15	62	13	61	12	77	25	116
HARRY GWALA	500144263	5313307	FAITH-WAY CHRISTIAN	99	0	14	0	10	1	9	0	7	0	9
ILEMBE	500164206	5413207	INHLOKOZI H	1	8	9	4	10	13	10	0	19	0	22
KING CETSHWAYO	500275243	5113465	ST CATHERINES H	99	0	11	0	12	0	12	0	19	0	20
PINETOWN	500101232	5412446	AM MOOLLA SPES NOVA	99	0	2	0	1	0	2	0	5	0	5
PINETOWN	500161801	5412311	INANDA SEMINARY S	99	0	63	0	73	0	89	0	68	0	66
PINETOWN	500183853	5412234	KWATHINTWA SCHOOL FOR THE DEAF	99	0	2	0	8	0	4	0	6	0	10
PINETOWN	500274133	5412122	RACING & EQUESTRIAN ACADEMY	99	0	6	1	2	0	2	0	2	0	3
PINETOWN	500223258	5412138	ROSEWAY WALDORF H	1	5	18	0	14	0	16	0	15	0	8
PINETOWN	500407555	5412127	STAR COLLEGE	99	0	75	0	86	0	110	0	100	0	103
PINETOWN	500407999	5412131	USETHUBENI YOUTH	99	2	28	3	23	4	17	0	19	0	17
PINETOWN	500295889	5412133	WESTVILLE GIRLS H	5	0	220	0	204	0	202	0	205	0	217
UGU	500251156	5312245	PORT SHEPSTONE ISLAMIC	99	0	20	0	25	0	14	0	15	0	27
UGU	500328188	5312325	THOLISU S	1	10	28	17	19	19	30	17	39	9	45
UMGUNGUNDLOVU	500325968	5311222	MARITZBURG MUSLIM	99	0	52	0	54	0	56	0	56	0	56
UMKHANYAKUDE	500334776	5111152	MTUBA CHRISTIAN ACADEMY	99	0	8	0	4	0	16	0	10	0	25
UMLAZI	500187368	5411201	AL-FALAAH COLLEGE	99	0	73	0	70	0	77	0	64	0	56
UMLAZI	500125245	5411110	DURBAN GIRLS` H	5	4	236	7	218	4	223	0	223	0	220
UMLAZI	500413993	5411114	IHSAAN GIRLS` COLLEGE	99	0	27	0	48	0	33	0	23	0	38
UMLAZI	500207681	5411415	MENZI H	4	17	126	5	212	24	151	6	156	5	185
ZULULAND	500249750	5112345	PHUMANYOVA H	3	27	166	62	257	78	274	0	162	0	350

MPUMALANGA														
District Name	EMIS No	Centre No	Centre Name	Quintile	No Progressed 2017	Wrote 2017	No Progressed 2018	Wrote 2018	No Progressed 2019	Wrote 2019	No Progressed 2020	Wrote 2020	No Progressed 2021	Wrote 2021
GERT SIBANDE DISTRICT	800029017	6191591	Highveld Muslim Combined School	99	4	4	0	3	0	4	0	4	0	7

NORTHERN CAPE														
District Name	EMIS No	Centre No	Centre Name	Quintile	No Progressed 2017	Wrote 2017	No Progressed 2018	Wrote 2018	No Progressed 2019	Wrote 2019	No Progressed 2020	Wrote 2020	No Progressed 2021	Wrote 2021
Pixley Ka Seme	300022301	2022301	H/skool Hopetown	4	0	10	0	17	0	17	0	25	0	14

NORTH WEST														
District Name	EMIS No	Centre No	Centre Name	Quintile	No Progressed 2017	Wrote 2017	No Progressed 2018	Wrote 2018	No Progressed 2019	Wrote 2019	No Progressed 2020	Wrote 2020	No Progressed 2021	Wrote 2021
BOJANALA PLATINUM DISTRICT	600101866	9152154	RUSTENBURG OPVOEDKUNDIGE KOLLEGE	99	0	37	3	35	2	38	0	27	0	25
DR. K. KAUNDA DISTRICT	600104089	9215004	AL-HUDA MUSLIM SCHOOL	99	0	10	0	14	0	16	0	13	0	21
DR. K. KAUNDA DISTRICT	600100517	9225024	FERDINAND POSTMA	4	0	95	0	86	1	94	0	85	0	86
DR. K. KAUNDA DISTRICT	600102335	9215149	WESVALIA HIGH SCHOOL	5	2	110	0	122	0	153	0	142	0	136

WESTERN CAPE														
District Name	EMIS No	Centre No	Centre Name	Quintile	No Progressed 2017	Wrote 2017	No Progressed 2018	Wrote 2018	No Progressed 2019	Wrote 2019	No Progressed 2020	Wrote 2020	No Progressed 2021	Wrote 2021
CAPE WINELANDS	109310202	1007702	BLOEMHOF HS.	5	0	147	0	146	0	132	0	130	0	141
CAPE WINELANDS	108306202	1007703	BOLAND LANDBOUSKOOL	5	0	68	0	68	0	61	0	63	0	61
CAPE WINELANDS	108310254	1007722	LA ROCHELLE MEISIES HS.	5	0	121	0	115	0	108	0	116	0	117
CAPE WINELANDS	108312236	1007729	PAARL GIRLS HS.	5	0	93	0	98	0	104	0	100	0	128
CAPE WINELANDS	109310282	1007734	RHENISH GIRLS' HS.	5	0	135	0	135	0	148	0	129	0	131
CAPE WINELANDS	109007537	1008919	STELLENBOSCH WALDORF SCHOOL	5	0	16	0	12	0	9	0	9	0	19
METRO CENTRAL	105000876	1009910	BISHOPS	5	0	150	0	153	5	150	4	152	6	155
METRO CENTRAL	102007105	1001105	CANNONS CREEK SCHOOL	5	0	37	0	20	0	27	0	26	0	31
METRO CENTRAL	105000844	1009921	HERSCHEL GIRLS SCHOOL	5	0	93	0	107	0	93	0	99	0	99
METRO CENTRAL	103000806	1001131	HERZLIA HS	99	0	93	0	98	0	114	2	96	0	93
METRO CENTRAL	105310288	1009938	RONDEBOSCH BOYS' HS.	5	0	161	0	149	0	162	0	167	0	162
METRO CENTRAL	105310293	1009942	S.A. COLLEGE HS.	5	0	162	0	156	0	150	0	140	0	169
METRO CENTRAL	100000434	1001130	STAR COLLEGE - BRIDGETOWN	5	0	22	0	31	0	42	0	30	0	38
METRO CENTRAL	105310316	1009957	WESTERFORD HS.	5	0	178	0	167	0	173	0	171	0	176
METRO EAST	101310200	1002205	BELLVILLE HS.	5	0	221	0	217	0	204	0	191	0	201
METRO EAST	110007281	1007747	VALSBAAI HS	99	0	11	0	12	0	8	0	8	0	9
METRO NORTH	132008331	1002276	MELKBOSSTRAND PRIVATE SCHOOL	5	0	21	0	22	0	20	0	30	0	27
METRO NORTH	103007232	1002259	PARKLANDS COLLEGE	5	0	96	0	95	6	79	0	79	0	86
METRO SOUTH	105000822	1009956	CONSTANTIA WALDORF SCHOOL	5	0	19	0	24	0	26	0	16	0	20
METRO SOUTH	105308363	1009988	OAKLEY HOUSE SCHOOL	99	0	4	0	7	0	10	0	5	0	6
METRO SOUTH	105000935	1009907	SPRINGFIELD CONVENT OF THE HOLY ROSARY	5	0	79	0	81	0	80	0	84	0	89
WEST COAST	138312229	1005510	LUTZVILLE HS.	5	0	40	0	53	0	39	0	35	0	41

SUMMARY OF SCHOOLS THAT ACHIEVED A 100% PASS RATE FROM 2017 TO 2021

Province Name	Total
EASTERN CAPE	2
FREE STATE	14
GAUTENG	25
KWAZULU-NATAL	22
MPUMALANGA	1
NORTH WEST	4
NORTHERN CAPE	1
WESTERN CAPE	22
NATIONAL	91

6. SCHOOLS THAT PERFORMED BELOW 40% OVER A FIVE YEAR PERIOD

EASTERN CAPE														
District Name	EMIS No	Centre No	Centre Name	Quintile	No Progressed 2017	Wrote 2017	No Progressed 2018	Wrote 2018	No Progressed 2019	Wrote 2019	No Progressed 2020	Wrote 2020	No Progressed 2021	Wrote 2021
CHRIS HANI EAST	200600743	4261047	SIFONONDILE SENIOR SECONDARY SCHOOL	2	0	29	1	23	2	21	0	16	0	32

KWAZULU-NATAL														
District Name	EMIS No	Centre No	Centre Name	Quintile	No Progressed 2017	Wrote 2017	No Progressed 2018	Wrote 2018	No Progressed 2019	Wrote 2019	No Progressed 2020	Wrote 2020	No Progressed 2021	Wrote 2021
KING CETSHWAYO	500309468	5113336	NQAMANA JS	1	0	15	4	8	0	13	0	11	0	7

SCHOOLS THAT PERFORMED BELOW 40% OVER A FIVE YEAR PERIOD

Province Name	Total
EASTERN CAPE	1
KWAZULU NATAL	1

7. PROVINCIAL PASS RATE IN 2021

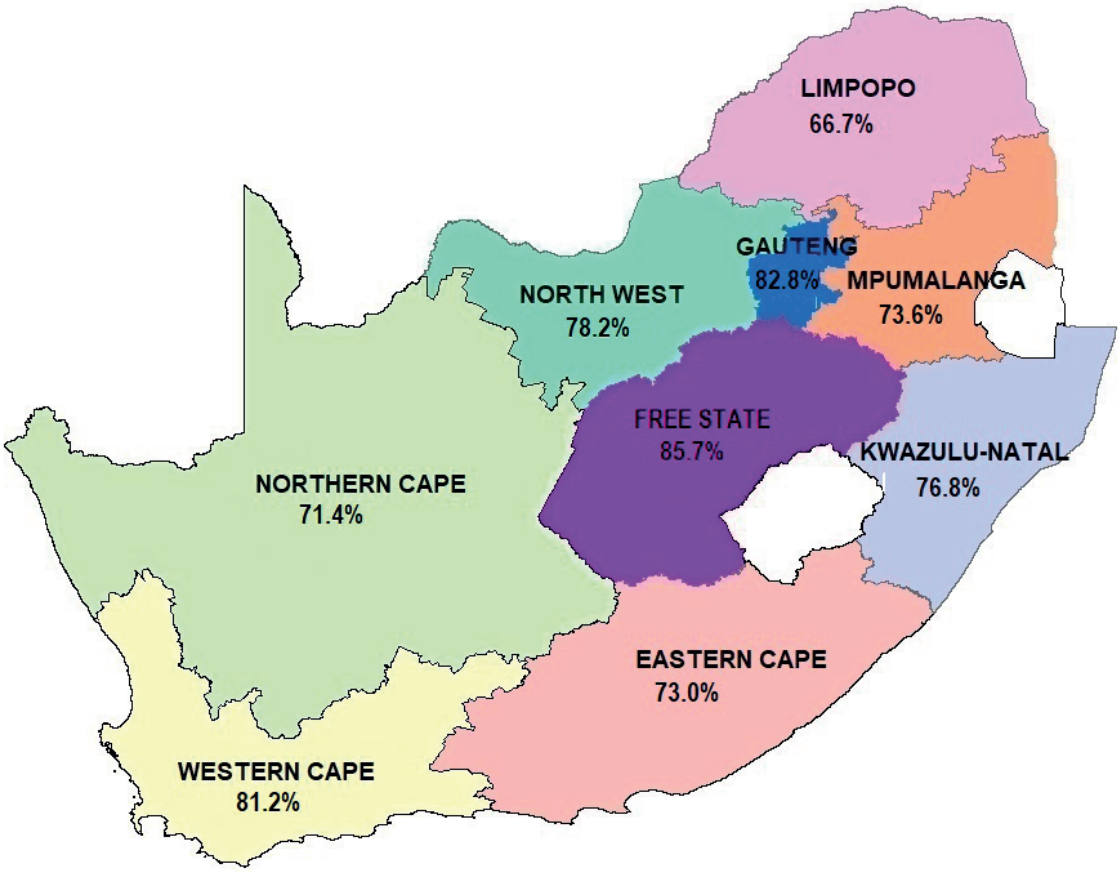

8. INDIVIDUAL SCHOOL RESULTS PER PROVINCE IN 2020

EASTERN CAPE

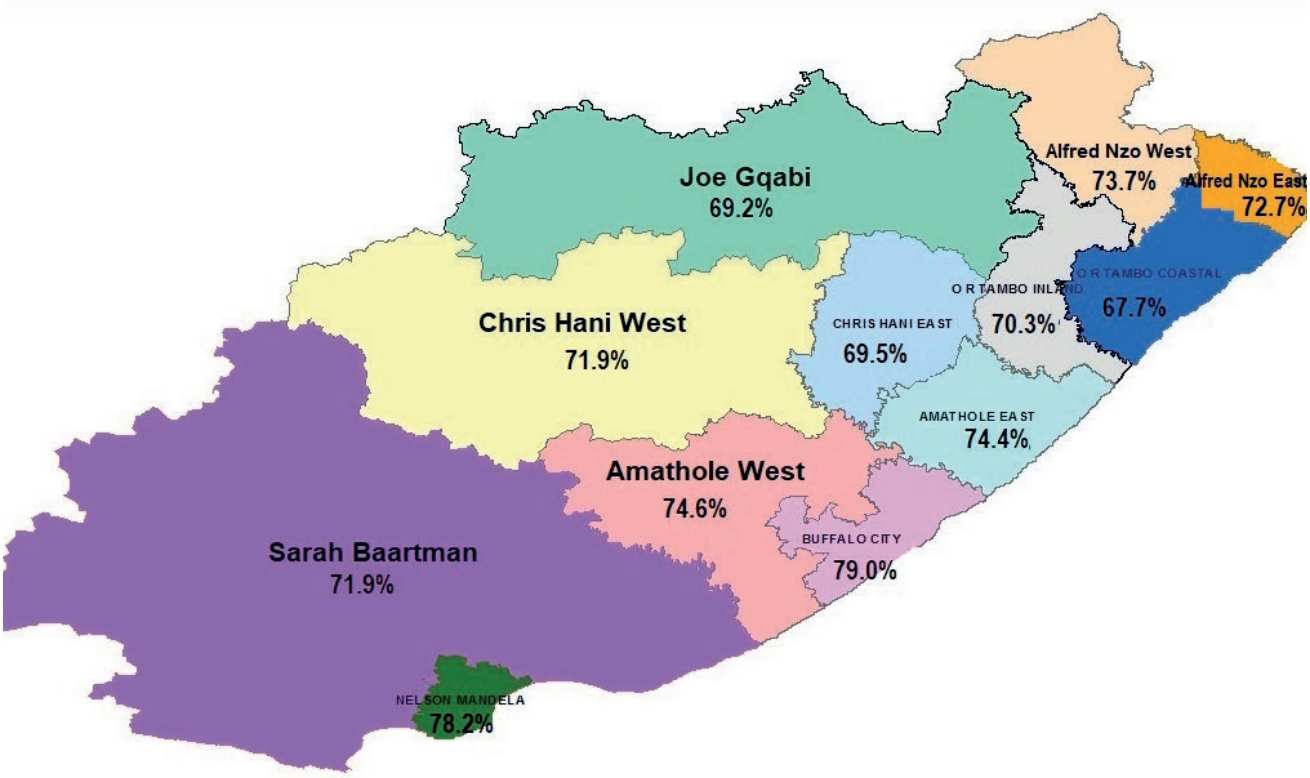

EASTERN CAPE																	
					2019				2020				2021				
District Name	EMIS No	Centre No	Centre Name	Quintile	Progressed No	Total Wrote	Total Achieved	% Achieved	Progressed No	Total Wrote	Total Achieved	% Achieved	Progressed No	Total Wrote	Total Achieved	% Achieved
ALFRED NZO EAST	200500039	4241001	A D TSHAYINGCA SECONDARY SCHOOL	3	86	206	181	87.9	62	292	213	72.9	3	326	277	85.0
	200500013	4241002	BALENI SENIOR SECONDARY SCHOOL	1	26	101	84	83.2	21	149	91	61.1	0	183	116	63.4
	200500315	4241040	BHOVULENGWE S S S	99									0	23	19	82.6
	200500041	4241003	BIZANA SENIOR SECONDARY SCHOOL	3	143	309	268	86.7	133	370	196	53.0	64	447	271	60.6
	200501456	4241004	CANGCI COMPREHENSIVE TECHNICAL HIGH	1	53	116	103	88.8	46	178	122	68.5	13	149	130	87.2
	200501404	4241005	CHIEF DUMILE SENIOR SECONDARY SCHOOL	1	97	128	112	87.5	50	136	99	72.8	41	228	180	78.9
	200500138	4241006	DUDUMENI HIGH SCHOOL	1	16	60	55	91.7	0	68	54	79.4	1	86	73	84.9
	200500150	4241007	DUMSI COMPREHENSIVE HIGH SCHOOL	1	19	44	35	79.5	10	98	75	76.5	0	103	72	69.9
	200500205	4241008	ENQABENI SENIOR SECONDARY SCHOOL	1	58	85	67	78.8	12	102	81	79.4	27	135	95	70.4
	200500208	4241036	ENYANISWENI SENIOR SECONDARY SCHOOL	3	16	89	75	84.3	13	113	89	78.8	8	206	151	73.3
	200500270	4241009	GREENVILLE SENIOR SECONDARY SCHOOL	1	11	57	45	78.9	9	57	45	78.9	34	146	84	57.5
	200500278	4241010	GUMZANA SENIOR SECONDARY SCHOOL	3	39	158	125	79.1	78	241	171	71.0	66	320	221	69.1
	200500300	4241011	HLAMANDANA SENIOR SECONDARY SCHOOL	2	38	84	65	77.4	36	100	57	57.0	59	151	110	72.8
	200500580	4241012	MADIKIZELA SENIOR SECONDARY SCHOOL	1	7	71	24	33.8	13	48	16	33.3	21	76	46	60.5
	200500529	4241013	MAJAVU SECONDARY SCHOOL	3	36	88	84	95.5	31	116	82	70.7	8	155	131	84.5
	200500577	4241014	MAQONGWANA SENIOR SECONDARY SCHOOL	1	0	46	22	47.8	0	35	18	51.4	0	35	17	48.6
	200500580	4241015	MARELANE SENIOR SECONDARY SCHOOL	1	74	187	174	93.0	62	215	166	77.2	20	254	229	90.2
	200500583	4241016	MARINA COMPREHENSIIVE HIGH SCHOOL	1	80	173	146	84.4	81	275	169	61.5	53	250	182	72.8
	200500639	4241017	MDATYA SENIOR SECONDARY SCHOOL	1	29	268	169	63.1	19	214	152	71.0	95	388	220	56.7
	200500672	4241018	MHLABI C H SCHOOL	1	6	52	39	75.0	16	83	64	77.1	5	120	97	80.8
	200500699	4241039	MKOMANE SECONDARY SCHOOL	2									0	58	44	75.9
	200500712	4241041	MNCWATHI S S S	99									1	42	27	64.3
	200500754	4241019	MPENI SENIOR SECONDARY SCHOOL	3	19	53	35	66.0	8	54	29	53.7	0	73	54	74.0
	200500764	4241020	MPONDOMBINI SENIOR SECONDARY SCHOOL	2	53	119	118	99.2	30	179	162	90.5	14	266	224	84.2
	200500824	4241021	MZAMBA COMPREHENSIVE HIGH SCHOOL	2	18	94	65	69.1	20	128	95	74.2	15	154	131	85.1
	200500849	4241035	NCURA SECONDARY SCHOOL	3	0	63	55	87.3	22	77	62	80.5	3	100	84	84.0

EASTERN CAPE																	
					2019				2020				2021				
District Name	EMIS No	Centre No	Centre Name	Quintile	Progressed No	Total Wrote	Total Achieved	% Achieved	Progressed No	Total Wrote	Total Achieved	% Achieved	Progressed No	Total Wrote	Total Achieved	% Achieved
ALFRED NZO EAST	200500871	4241022	NGALONKULU SENIOR SECONDARY SCHOOL	1	15	60	32	53.3	12	69	16	23.2	24	73	35	47.9
	200501457	4241023	NOMAGQWATHEKANA COMP TECH HIGH SCHOO	1	36	52	32	61.5	34	51	25	49.0	17	76	44	57.9
	200500935	4241024	NONGEKE SENIOR SECONDARY SCHOOL	1	60	171	94	55.0	0	148	78	52.7	14	187	104	55.6
	200500939	4241037	NONKQUBELA SENIOR SECONDARY SCHOOL	1					0	66	59	89.4	10	140	127	90.7
	200500954	4241025	NTABEZULU SENIOR SECONDARY SCHOOL	1	40	149	133	89.3	0	158	130	82.3	46	244	193	79.1
	200500985	4241026	NTUKAYI SENIOR SECONDARY SCHOOL	1	7	73	58	79.5	8	84	71	84.5	3	107	83	77.6
	200500998	4241027	OLIVER TAMBO TECH SCHOOL	1	17	83	55	66.3	12	56	33	58.9	15	90	63	70.0
	200501047	4241038	QOBO AHS	99									0	18	14	77.8
	200501090	4241028	SHUKUMA SENIOR SECONDARY SCHOOL	1	34	82	56	68.3	0	130	102	78.5	38	179	109	60.9
	200501123	4241029	SITHUKUTHEZI SENIOR SECONDARY SCHOOL	1	33	43	25	58.1	0	46	32	69.6	25	124	80	64.5
	200501195	4241030	THEMBALESIZWE COM TECH	1	41	58	40	69.0	12	44	27	61.4	34	85	71	83.5
	200501278	4241031	VUKAYIBAMBE SENIOR SECONDARY SCHOOL	1	29	52	34	65.4	22	66	32	48.5	17	78	58	74.4
	200501280	4243032	VUKUZENZELE SPECIAL SCHOOL	99	0	10	6	60.0	0	6	6	100.0	1	12	10	83.3
	200501282	4241033	VULINDLELA COMP TECH	3	42	78	62	79.5	38	102	66	64.7	21	138	98	71.0
	200501293	4241034	WINNIE MANDELA COMPTECH SENIOR SECON	1	10	78	49	62.8	15	70	33	47.1	13	71	58	81.7
	200501311	4243035	ZAMOKUHLE SPECIAL SCHOOL	99	1	13	13	100.0	0	14	12	85.7	0	11	9	81.8
ALFRED NZO WEST	200501564	4252085	ADVENT COMPREHENSIVE SCHOOL	99	5	28	18	64.3	2	33	26	78.8	0	39	34	87.2
	200500005	4251001	ARTHUR NGUNGA SENIOR SECONDARY SCHOO	2	58	93	71	76.3	49	137	53	38.7	28	130	63	48.5
	200500006	4251002	AZARIEL SENIOR SECONDARY SCHOOL	1	29	69	44	63.8	14	49	27	55.1	12	76	43	56.6
	200501571	4252003	BERGVIEW COLLEGE	99	1	49	43	87.8	0	51	39	76.5	0	44	40	90.9
	200500094	4251004	BONXA HIGH SCHOOL	2	29	131	97	74.0	9	159	114	71.7	5	184	153	83.2
	200500060	4251005	BROOKSNEK SENIOR SECONDARY SCHOOL	2	18	17	9	52.9	0	20	10	50.0	8	38	26	68.4
	200501574	4251006	CEDARVILLE PUBLIC SCHOOL	2	28	32	29	90.6	17	46	34	73.9	33	73	41	56.2
	200500098	4251007	COLANA SENIOR SECONDARY SCHOOL	1	12	140	90	64.3	3	330	176	53.3	28	90	50	55.6
	200500113	4251008	DALUHLANGA SENIOR SECONDARY SCHOOL	2	8	46	41	89.1	11	95	48	50.5	1	113	79	69.9
	200500119	4251009	DANGWANA SENIOR SECONDARY SCHOOL	2	19	89	71	79.8	0	139	87	62.6	6	193	138	71.5
	200500144	4251010	DUMEZWENI SENIOR SECONDARY SCHOOL	1	88	200	174	87.0	0	199	146	73.4	11	224	161	71.9

EASTERN CAPE																	
District Name	EMIS No	Centre No	Centre Name	Quintile	2019				2020				2021			
					Progressed No	Total Wrote	Total Achieved	% Achieved	Progressed No	Total Wrote	Total Achieved	% Achieved	Progressed No	Total Wrote	Total Achieved	% Achieved
ALFRED NZO WEST	200500151	4251011	DUMSI SENIOR SECONDARY SCHOOL	1	44	77	66	85.7	18	113	63	55.8	14	154	86	55.8
	200501589	4252012	FOCUSED HIGH SCHOOL	99	3	35	31	88.6	0	38	31	81.6	0	46	42	91.3
	200500302	4251014	HLANGWINI SENIOR SECONDARY SCHOOL	1	17	28	18	64.3	9	42	15	35.7	8	36	17	47.2
	200500313	4251015	HUKU SENIOR SECONDARY SCHOOL	1	10	90	57	63.3	5	99	75	75.8	0	92	83	90.2
	200500058	4252016	IKHWEZI LOMSO EDUCARE CENTRE	99	0	7	6	85.7	0	10	4	40.0	0	10	10	100.0
	200500338	4251017	JOJO SENIOR SECONDARY SCHOOL	2	19	146	134	91.8	7	180	169	93.9	0	283	225	79.5
	200501580	4251018	KHANYA-NALEDI COMBINED SCHOOL	2	40	70	58	82.9	45	92	54	58.7	30	126	79	62.7
	200500554	4251045	KHULANGOPHONDO SENIOR SECONDARY SCHO	1	6	137	78	56.9	0	46	24	52.2	0	39	22	56.4
	200501581	4251019	KING EDWARD HIGH SCHOOL	4	0	42	42	100.0	0	47	46	97.9	0	52	52	100.0
	200501458	4251020	LINDELANI SENIOR SECONDARY SCHOOL	3	27	73	68	93.2	32	114	70	61.4	14	115	111	96.5
	200500438	4251021	LOYISO SINOR SECONDARY SCHOOL	1	14	55	37	67.3	0	51	29	56.9	6	73	52	71.2
	200500449	4251022	LUDIDI SENIOR SECONDARY SCHOOL	1	24	40	33	82.5	24	60	28	46.7	4	54	31	57.4
	200500470	4251023	LUPINDO SENIOR SECONDARY SCHOOL	2	6	30	26	86.7	10	40	24	60.0	22	54	25	46.3
	200500479	4251024	LUTATENI SENIOR SECONDARY SCHOOL	1	6	64	50	78.1	41	116	81	69.8	31	150	129	86.0
	200501410	4251025	MAGADLA SENIOR SECONDARY SCHOOL	2	25	30	23	76.7	22	47	33	70.2	1	82	50	61.0
	200500534	4251026	MAKAULA SENIOR SECONDARY SCHOOL	2	0	283	258	91.2	0	253	227	89.7	0	316	291	92.1
	200500551	4251027	MALUTI SENIOR SECONDARY SCHOOL	3	94	91	78	85.7	80	143	67	46.9	38	208	123	59.1
	200501408	4251028	MANZAMNYAMA SENIOR SECONDARY SCHOOL	1	0	155	98	63.2	0	91	70	76.9	0	67	41	61.2
	200500582	4251029	MARIAZELL SENIOR SECONDARY SCHOOL	1	19	75	66	88.0	19	76	60	78.9	9	68	40	58.8
	200500585	4251087	MASAKALA SENIOR SECONDARY SCHOOL	3					1	24	11	45.8	2	24	14	58.3
	200500383	4251030	MBODLENI SENIOR SECONDARY SCHOOL	2	9	156	144	92.3	28	171	145	84.8	23	112	109	97.3
	200500649	4251062	MBUMBAZI SENIOR SECONDARY SCHOOL	1	24	35	31	88.6	10	72	54	75.0	8	104	90	86.5
	200501377	4251031	MFAZWE COMPREHENSIVE TECH HIGH SCH	1	7	53	28	52.8	18	54	27	50.0	15	76	47	61.8
	200500710	4251090	MNCEBA SENIOR SECONDARY SCHOOL	99	6	32	9	28.1	8	59	18	30.5	1	74	41	55.4
	200500711	4251033	MNCEBA SENIOR SECONDARY SCHOOL	2	87	228	163	71.5	95	213	143	67.1	26	361	314	87.0

EASTERN CAPE																	
					2019				2020				2021				
District Name	EMIS No	Centre No	Centre Name	Quintile	Progressed No	Total Wrote	Total Achieved	% Achieved	Progressed No	Total Wrote	Total Achieved	% Achieved	Progressed No	Total Wrote	Total Achieved	% Achieved
ALFRED NZO WEST	200500725	4251034	MNUKWA SENIOR SECONDARY SCHOOL	1	23	38	25	65.8	21	46	31	67.4	20	77	47	61.0
	200500732	4251035	MOIKETSI GRAVES SENIOR SECONDARY SCH	1	46	61	54	88.5	40	90	49	54.4	14	92	71	77.2
	200500734	4251036	MOKHESENG SENIOR SECONDARY SCHOOL	1	37	37	28	75.7	21	48	39	81.3	14	71	57	80.3
	200501015	4251086	MOOROSI AGRICULTURAL HIGH SCHOOL	3	0	36	14	38.9	3	34	21	61.8	4	42	14	33.3
	200500741	4251037	MOSA SIBI SENIOR SECONDARY SCHOOL	3	73	88	73	83.0	70	132	68	51.5	53	156	112	71.8
	200500744	4251038	MOSHESH SENIOR SECONDARY SCHOOL	1	12	27	26	96.3	5	35	32	91.4	4	49	45	91.8
	200500745	4251039	MOTHIBISI PUBLIC SCHOOL	1	4	33	20	60.6	5	47	12	25.5	1	63	31	49.2
	200500784	4251040	MOUNT AYLIFF SENIOR SECONDARY SCHOOL	1	49	163	152	93.3	20	142	123	86.6	8	165	123	74.5
	200404016	4252041	MOUNT FRERE COMMUNITY	99	1	9	7	77.8	0	12	9	75.0	2	17	17	100.0
	200500787	4251042	MOUNT FRERE SENIOR SECONDARY SCHOOL	3	28	91	67	73.6	36	134	86	64.2	28	147	119	81.0
	200500748	4251043	MOUNT HARGREAVES SENIOR SECONDARY SC	2	29	28	16	57.1	10	24	9	37.5	10	35	23	65.7
	200500757	4251089	MPHARANE SENIOR SECONDARY SCHOOL	3					20	24	9	37.5	0	36	35	97.2
	200500758	4251044	MPHATLALATSANE SENIOR SECONDARY SCHO	2	17	16	10	62.5	20	24	6	25.0	16	26	11	42.3
	200501419	4251046	MT WHITE SENIOR SECONDARY SCHOOL	1	3	31	18	58.1	3	37	26	70.3	3	46	21	45.7
	200500810	4251047	MVENYANE SENIOR SECONDARY SCHOOL	2	96	111	81	73.0	63	184	115	62.5	31	214	179	83.6
	200500897	4251048	NGWEKAZI SENIOR SECONDARY SCHOOL	2	9	84	64	76.2	13	101	76	75.2	3	104	82	78.8
	200500951	4251049	NTABANKULU SENIOR SECONDARY SCHOOL	3	35	83	77	92.8	35	130	73	56.2	3	161	135	83.9
	200500979	4251050	NTSIKAYEZWE HIGH SCHOOL	1	32	78	73	93.6	28	152	125	82.2	27	169	126	74.6
	200500984	4251051	NTSIZWA SENIOR SECONDARY SCHOOL	1	10	27	8	29.6	10	39	18	46.2	6	75	64	85.3
	200500990	4251052	NYANISO SENIOR SECONDARY SCHOOL	1	28	29	28	96.6	41	69	48	69.6	18	64	48	75.0
	200501459	4251053	NZULULWAZI SENIOR SECONDARY SCHOOL	2	43	71	52	73.2	0	255	146	57.3	49	135	73	54.1
	200501001	4251054	OSBORN SENIOR SECONDARY SCHOOL	2	22	352	287	81.5	7	214	210	98.1	10	302	254	84.1
	200501431	4251055	PHUMELELE COMMERCIAL & TECHNICAL SCH	2	15	16	12	75.0	4	19	7	36.8	0	17	15	88.2
	200501023	4251091	PHUTHALICHABA T H S	99									0	49	35	71.4
	200501057	4251056	RALEBITSO SENIOR SECONDARY SCHOOL	1	6	29	11	37.9	3	31	23	74.2	1	26	18	69.2
	200501058	4251057	RAMAFOLE SENIOR SECONDARY SCHOOL	2	46	87	86	98.9	12	127	118	92.9	36	161	119	73.9

EASTERN CAPE																	
					2019				2020				2021				
District Name	EMIS No	Centre No	Centre Name	Quintile	Progressed No	Total Wrote	Total Achieved	% Achieved	Progressed No	Total Wrote	Total Achieved	% Achieved	Progressed No	Total Wrote	Total Achieved	% Achieved
ALFRED NZO WEST	200501070	4251058	RODE SENIOR SECONDARY SCHOOL	2	0	300	181	60.3	1	92	74	80.4	0	92	78	84.8
	200501082	4251059	SAPUKANDUKU SENIOR SECONDARY SCHOOL	2	5	29	12	41.4	10	69	36	52.2	2	96	61	63.5
	200501087	4251060	SENYUKELE SENIOR SECONDARY SCHOOL	2	43	149	133	89.3	59	173	137	79.2	32	297	242	81.5
	200501091	4251061	SIBI SENIOR SECONDARY SCHOOL	2	25	59	36	61.0	22	64	40	62.5	22	57	32	56.1
	200501449	4253001	SIVE SPECIAL SCHOOL	3					0	4	1	25.0	1	9	1	11.1
	200501143	4251063	SONQISHE SENIOR SECONDARY SCHOOL	1	5	37	27	73.0	0	93	47	50.5	2	119	92	77.3
	200501157	4251064	ST GEORGES SENIOR SECONDARY SCHOOL	3	36	162	114	70.4	31	213	120	56.3	4	186	116	62.4
	200501159	4251065	ST MARGARET SENIOR SECONDARY SCHOOL	2	37	27	22	81.5	30	88	63	71.6	41	124	61	49.2
	200500726	4251066	ST MARKS TECHNICAL HIGH SCHOOL	1	0	34	26	76.5	0	44	37	84.1	0	69	60	87.0
	200501171	4251067	SUKUDE SENIOR SECONDARY SCHOOL	1	28	262	212	80.9	34	257	192	74.7	0	134	113	84.3
	200501203	4251082	THOLANG SENIOR SECONDARY SCHOOL	3	74	159	137	86.2	112	277	151	54.5	48	347	216	62.2
	0	4251085	TOLENI SENIOR SECONDARY SCHOOL	5	2	233	177	76.0	2	242	147	60.7	0	140	63	45.0
	200500876	4251084	TYELIMHLOPHE SENIOR SECONDARY SCHOOL	2	24	140	55	39.3	9	98	77	78.6	0	61	52	85.2
	200501464	4252069	ZANOKHANYO BAPTIST COMPREHENSIVE SCH	99	0	30	24	80.0	0	29	27	93.1	0	24	19	79.2
	200501321	4251070	ZIBI MEYER SENIOR SECONDARY SCHOOL	2	17	43	24	55.8	14	52	22	42.3	7	75	35	46.7
	200501322	4251071	ZIBOKWANA SENIOR SECONDARY SCHOOL	2	44	53	46	86.8	15	84	64	76.2	1	102	86	84.3
	200501331	4251072	ZINYOSINI SENIOR SECONDARY SCHOOL	1	29	101	101	100.0	17	100	98	98.0	12	150	147	98.0
	200501338	4251073	ZWELAKHE SENIOR SECONDARY SCHOOL	2	29	234	188	80.3	38	194	163	84.0	22	261	225	86.2
	200501381	4251074	ZWELITSHA SENIOR SECONDARY SCHOOL	1	2	113	70	61.9	27	200	116	58.0	13	138	82	59.4
AMATHOLE EAST	200300003	4301001	AMABELE SENIOR SECONDARY SCHOOL	1	10	44	28	63.6	16	38	16	42.1	0	49	30	61.2
	200300008	4301002	BADI SENIOR SECONDARY SCHOOL	2	47	50	41	82.0	23	67	47	70.1	0	78	59	75.6
	200300011	4301003	BASHEE SENIOR SECONDARY SCHOOL	1	55	62	48	77.4	4	84	44	52.4	3	96	41	42.7
	200300869	4302004	BETHEL COLLEGE HIGH SCHOOL	99	0	22	15	68.2	0	29	27	93.1	0	26	24	92.3
	200300024	4301005	BLYTHSWOOD INSTITUTION	3	3	102	58	56.9	26	139	64	46.0	0	90	43	47.8
	200300028	4301006	BOMELA SENIOR SECONDARY SCHOOL	2	5	23	18	78.3	2	21	15	71.4	9	29	23	79.3

EASTERN CAPE																	
					2019				2020				2021				
District Name	EMIS No	Centre No	Centre Name	Quintile	Progressed No	Total Wrote	Total Achieved	% Achieved	Progressed No	Total Wrote	Total Achieved	% Achieved	Progressed No	Total Wrote	Total Achieved	% Achieved
AMATHOLE EAST	200300831	4301008	BONKOLO SENIOR SECONDARY SCHOOL	3	8	112	54	48.2	0	44	18	40.9	1	81	56	69.1
	0	4302092	BULUNGULA COLLEGE	2									0	44	28	63.6
	200300741	4301009	BUTTERWORTH HIGH SCHOOL	4	7	73	71	97.3	17	120	93	77.5	3	156	98	62.8
	200300051	4301011	COLOSA SENIOR SECONDARY SCHOOL	2	23	83	72	86.7	18	117	77	65.8	0	123	86	69.9
	200300053	4301012	CUNNINGHAM SENIOR SECONDARY SCHOOL	3	18	45	38	84.4	13	38	27	71.1	4	48	38	79.2
	200300057	4301013	DALUHLANGA SENIOR SECONDARY SCHOOL	2	37	41	37	90.2	13	47	30	63.8	0	60	38	63.3
	200300836	4301014	DINIZULU SENIOR SECONDARY SCHOOL	2	5	99	88	88.9	2	56	47	83.9	1	79	65	82.3
	200300071	4301015	DONDASHE SENIOR SECONDARY SCHOOL	1	19	27	23	85.2	1	35	23	65.7	4	40	33	82.5
	200300875	4301016	DUMALISILE COMPREHENSIVE HIGH SCHOOL	1	27	29	19	65.5	38	89	34	38.2	0	105	63	60.0
	200400149	4301017	ELLIOTDALE TECH	3	35	131	102	77.9	38	170	88	51.8	0	208	169	81.3
	200300743	4302091	ELUKHANYISWENI COLLEGE	99	0	6	5	83.3	0	0	0		0	8	4	50.0
	200300873	4302018	EMMANUEL HIGH SCHOOL	99	1	29	27	93.1	1	31	29	93.5	0	35	30	85.7
	200300086	4301019	ENOCH MAMBA SENIOR SECONDARY SCHOOL	1	7	105	89	84.8	4	79	70	88.6	8	98	73	74.5
	200401413	4302020	EXECUTIVE ACADEMY	99	0	395	320	81.0	0	452	355	78.5	0	484	450	93.0
	200300788	4301021	EZINGCUKA SENIOR SECONDARY SCHOOL	1	21	85	56	65.9	2	90	68	75.6	0	100	73	73.0
	200300744	4301022	EZINGQAYI SENIOR SECONDARY SCHOOL	2	3	85	54	63.5	5	66	46	69.7	5	70	52	74.3
	200300093	4301023	EZIZWENI SENIOR SECONDARY SCHOOL	2	13	76	66	86.8	9	77	43	55.8	0	112	76	67.9
	200300100	4301024	FORT MALAN SENIOR SECONDARY SCHOOL	2	117	49	44	89.8	8	65	56	86.2	18	111	87	78.4
	200400194	4301025	GANIZULU SENIOR SECONDARY SCHOOL	1	43	130	121	93.1	36	175	127	72.6	0	120	93	77.5
	200300787	4301026	GOBE COMMERCIAL SCHOOL	2	44	51	51	100.0	19	88	70	79.5	34	115	82	71.3
	200300123	4301027	GWADANA SENIOR SECONDARY SCHOOL	2	7	28	13	46.4	3	21	17	81.0	0	56	41	73.2
	200400250	4301028	GWEBITYALA SENIOR SECONDARY SCHOOL	1	3	181	149	82.3	4	196	144	73.5	2	235	178	75.7
	200300124	4301029	GWELANE SENIOR SECONDARY SCHOOL	1	17	39	24	61.5	9	52	39	75.0	5	63	46	73.0
	200401414	4302030	IDUTYWA SCHOOL OF EXCELLENCE	99	0	316	199	63.0	0	188	146	77.7	22	243	210	86.4
	200300149	4301031	ISOLOMZI SENIOR SECONDARY SCHOOL	1	0	48	46	95.8	0	36	36	100.0	8	76	74	97.4
	200400280	4301032	JALAMBA SENIOR SECONDARY SCHOOL	3	33	46	40	87.0	0	44	27	61.4	0	72	58	80.6
	200300723	4301033	JJ NJEZA SENIOR SECONDARY SCHOOL	1	14	58	36	62.1	1	44	33	75.0	0	49	41	83.7

EASTERN CAPE																	
District Name	EMIS No	Centre No	Centre Name	Quintile	2019				2020				2021			
					Progressed No	Total Wrote	Total Achieved	% Achieved	Progressed No	Total Wrote	Total Achieved	% Achieved	Progressed No	Total Wrote	Total Achieved	% Achieved
AMATHOLE EAST	200300165	4301034	JONGABANTU SENIOR SECONDARY SCHOOL	2	26	44	34	77.3	16	43	24	55.8	16	68	59	86.8
	200300168	4301035	JONGILANGA SENIOR SECONDARY SCHOOL	1	32	63	60	95.2	22	67	35	52.2	26	56	53	94.6
	200300169	4301036	JONGILIZWE SENIOR SECONDARY SCHOOL	3	16	35	26	74.3	5	43	20	46.5	0	40	26	65.0
	200300153	4301037	JS SKENJANA SENIOR SECONDARY SCHOOL	3	136	207	172	83.1	61	276	166	60.1	21	281	213	75.8
	200300189	4301038	KRAZUKILE SENIOR SECONDARY SCHOOL	1	1	49	28	57.1	2	39	26	66.7	0	55	34	61.8
	200300782	4301040	LAMPLOUGH SENIOR SECONDARY SCHOOL	3	64	134	125	93.3	37	178	140	78.7	16	262	187	71.4
	200300202	4301041	LM MALGAS SENIOR SECONDARY SCHOOL	2	6	38	11	28.9	1	27	9	33.3	0	38	19	50.0
	200300850	4301042	LURWAYIZO SENIOR SECONDARY SCHOOL	1	0	10	8	80.0	1	11	2	18.2	1	18	8	44.4
	200300256	4301043	MABOBOTI SENIOR SECONDARY SCHOOL	1	37	38	25	65.8	7	30	19	63.3	1	35	28	80.0
	200300258	4301044	MACIBE SENIOR SECONDARY SCHOOL	2	53	49	36	73.5	7	77	59	76.6	0	82	72	87.8
	200300295	4301045	MATHUMBU SENIOR SECONDARY SCHOOL	1	11	17	16	94.1	5	19	11	57.9	0	27	23	85.2
	200300801	4301046	MAZIZINI SENIOR SECONDARY SCHOOL	2	98	156	146	93.6	0	48	46	95.8	22	123	118	95.9
	200300314	4301047	MDENI SENIOR SECONDARY SCHOOL	1	1	319	236	74.0	4	304	196	64.5	5	54	46	85.2
	200300846	4301048	MENTE SENIOR SECONDARY SCHOOL	1	14	45	28	62.2	17	50	19	38.0	0	36	24	66.7
	200300329	4301049	MGOMANZI SENIOR SECONDARY SCHOOL	3	0	17	12	70.6	0	15	7	46.7	0	19	8	42.1
	200300868	4302050	MIDA SCHOOL	99	11	123	101	82.1	4	119	100	84.0	3	165	145	87.9
	200300780	4301051	MPOZOLO SENIOR SECONDARY SCHOOL	1	4	25	15	60.0	3	13	5	38.5	7	44	17	38.6
	200300381	4301052	MSOBOMVU SENIOR SECONDARY SCHOOL	3	26	38	36	94.7	29	75	42	56.0	4	49	25	51.0
	200300383	4301053	MTAWELANGA SENIOR SECONDARY SCHOOL	2	18	52	36	69.2	11	34	32	94.1	0	36	36	100.0
	200300382	4301054	MTEBELE SENIOR SECONDARY SCHOOL	2	10	44	17	38.6	6	42	24	57.1	0	58	40	69.0
	200300408	4301055	NAKAZANA SENIOR SECONDARY SCHOOL	1	1	22	18	81.8	1	26	12	46.2	0	31	23	74.2
	200300778	4301056	NCEDISIZWE SENIOR SECONDARY SCHOOL	1	13	102	50	49.0	0	59	20	33.9	11	66	36	54.5
	200300420	4301057	NDABANKULU SENIOR SECONDARY SCHOOL	3	37	143	112	78.3	18	137	123	89.8	21	163	150	92.0
	200400734	4301058	NGANGOLWANDLE SENIOR SECONDARY SCHOO	1	22	145	116	80.0	4	177	82	46.3	15	226	117	51.8
	200300433	4301059	NGCINGWANE TECH S S S	3	36	82	79	96.3	36	103	49	47.6	3	120	62	51.7

EASTERN CAPE																	
					2019				2020				2021				
District Name	EMIS No	Centre No	Centre Name	Quintile	Progressed No	Total Wrote	Total Achieved	% Achieved	Progressed No	Total Wrote	Total Achieved	% Achieved	Progressed No	Total Wrote	Total Achieved	% Achieved
AMATHOLE EAST	200300443	4301060	NGUBESIZWE SENIOR SECONDARY SCHOOL	3	0	8	0	0.0	3	12	6	50.0	2	9	5	55.6
	200300449	4301061	NGWENZE SENIOR SECONDARY SCHOOL	2	40	117	93	79.5	5	71	47	66.2	40	123	88	71.5
	200400808	4301062	NOBANGILE SENIOR SECONDARY SCHOOL	1	12	58	50	86.2	20	81	69	85.2	7	123	98	79.7
	200300472	4301063	NOLITHA COMPREHENSIVE TECHNICAL SCHO	3	23	76	59	77.6	14	77	44	57.1	0	60	34	56.7
	200300434	4301064	NOMAHEYA SENIOR SECONDARY SCHOOL	3	6	44	22	50.0	0	60	41	68.3	0	45	40	88.9
	200300488	4301065	NONDWE SENIOR SECONDARY SCHOOL	1	11	25	18	72.0	0	40	17	42.5	0	44	27	61.4
	200300503	4301067	NQABARA SENIOR SECONDARY SCHOOL	1	15	33	32	97.0	27	47	32	68.1	6	45	39	86.7
	200300832	4301068	NQABISILE SENIOR SECONDARY SCHOOL	1	3	23	18	78.3	5	31	15	48.4	1	24	10	41.7
	200300533	4301069	PAKAMANI SENIOR SECONDARY SCHOOL	3	59	89	81	91.0	27	176	116	65.9	37	182	107	58.8
	200300790	4301070	QOMBOLO SENIOR SECONDARY SCHOOL	1	9	18	13	72.2	11	19	9	47.4	0	24	21	87.5
	200300574	4301071	SIYABULELA SENIOR SECONDARY SCHOOL	3	0	18	9	50.0	0	20	18	90.0	4	32	28	87.5
	200300823	4301072	SOPHAKAMA SENIOR SECONDARY SCHOOL	2	9	14	7	50.0	3	11	8	72.7	4	30	14	46.7
	200300587	4301073	TANGA SENIOR SECONDARY SCHOOL	3	25	80	62	77.5	4	87	70	80.5	0	128	109	85.2
	200300624	4301074	THUBELIHLE SENIOR SECONDARY SCHOOL	1	7	46	26	56.5	0	62	24	38.7	0	58	40	69.0
	200300614	4301075	TYALI SENIOR SECONDARY SCHOOL	1	20	45	41	91.1	0	42	41	97.6	0	86	71	82.6
	200300627	4301076	UPPER GWADU SENIOR SECONDARY SCHOOL	2	16	22	20	90.9	7	24	21	87.5	7	40	38	95.0
	200300719	4301077	VULINGCOBO SENIOR SECONDARY SCHOOL	2	36	56	44	78.6	17	100	58	58.0	24	122	82	67.2
	200300646	4301078	VULI-VALLEY SENIOR SECONDARY SCHOOL	4	30	77	71	92.2	23	49	33	67.3	0	73	57	78.1
	200300650	4301079	VULUHLANGA SENIOR SECONDARY SCHOOL	2	0	46	45	97.8	0	32	31	96.9	0	48	39	81.3
	200300764	4301080	WILLOVALE SENIOR SECONDARY SCHOOL	3	26	24	16	66.7	5	36	25	69.4	12	54	44	81.5
	200300663	4301081	XILINXA SENIOR SECONDARY SCHOOL	2	15	38	32	84.2	6	30	24	80.0	0	42	37	88.1
	200300666	4301082	XOLILIZWE SENIOR SECONDARY SCHOOL	2	65	77	62	80.5	26	125	103	82.4	22	147	130	88.4
	200300677	4301083	ZANEWONGA SENIOR SECONDARY SCHOOL	1	28	67	46	68.7	0	50	46	92.0	0	58	45	77.6
	200401174	4301089	ZANGQOLWANE SENIOR SECONDARY SCHOOL	99	8	62	24	38.7	0	55	18	32.7	0	68	28	41.2

EASTERN CAPE																	
					2019				2020				2021				
District Name	EMIS No	Centre No	Centre Name	Quintile	Progressed No	Total Wrote	Total Achieved	% Achieved	Progressed No	Total Wrote	Total Achieved	% Achieved	Progressed No	Total Wrote	Total Achieved	% Achieved
AMATHOLE EAST	200300683	4301084	ZAZULWANA SENIOR SECONDARY SCHOOL	3	0	20	14	70.0	3	19	13	68.4	0	26	17	65.4
	200300702	4301085	ZWELANDILE SENIOR SECONDARY SCHOOL	3	14	56	44	78.6	0	34	29	85.3	10	60	37	61.7
	200401208	4301086	ZWELENQABA SENIOR SECONDARY SCHOOL	1	37	100	86	86.0	26	154	108	70.1	10	163	99	60.7
	200300703	4301087	ZWELIDUMILE SENIOR SECONDARY SCHOOL	3	19	48	46	95.8	3	45	40	88.9	1	76	62	81.6
	200300709	4301088	ZWELIWELILE SENIOR SECONDARY SCHOOL	3	34	71	40	56.3	15	84	34	40.5	0	121	93	76.9
AMATHOLE WEST	200200001	4311001	A M SITYANA HIGH SCHOOL	2	4	21	14	66.7	2	20	16	80.0	0	22	22	100.0
	200200002	4311003	A M TAPA SENIOR SECONDARY SCHOOL	3	12	16	15	93.8	3	18	16	88.9	0	46	41	89.1
	200100012	4311002	ADELAIDE GYMNASIUM	4	0	52	48	92.3	9	56	33	58.9	0	58	44	75.9
	200200010	4311004	AMABHELE HIGH SCHOOL	3	0	14	6	42.9	0	15	8	53.3	0	14	10	71.4
	200200017	4311006	AMAZIZI SENIOR SECONDARY SCHOOL	3	14	80	70	87.5	8	75	63	84.0	5	108	97	89.8
	200600095	4311007	CATHCART HIGH SCHOOL	4	3	67	65	97.0	0	67	65	97.0	0	73	69	94.5
	200200106	4311008	DALUBUHLE HIGH SCHOOL	2	4	17	12	70.6	5	18	9	50.0	10	40	26	65.0
	200200120	4311009	DILIZINTABA SENIOR SECONDARY SCHOOL	2	4	15	7	46.7	1	15	9	60.0	0	16	12	75.0
	200200126	4311010	DONDASHE SENIOR SECONDARY SCHOOL	2	4	7	7	100.0	3	13	4	30.8	0	6	6	100.0
	200200150	4311011	ELUKHANYISWENI SENIOR SCHOOL	2	0	34	17	50.0	2	38	21	55.3	0	32	12	37.5
	200200154	4311012	EMDENI SENIOR SECONDARY SCHOOL	3	0	34	24	70.6	0	34	17	50.0	0	51	25	49.0
	200200156	4311013	EMFUNDWENI SENIOR SECONDARY SCHOOL	2	8	32	12	37.5	0	31	9	29.0	0	39	31	79.5
	200200157	4311014	EMGWALI PUBLIC SCHOOL	3	1	35	15	42.9	0	22	11	50.0	0	53	29	54.7
	200200164	4311015	ENKWENKWEZINI SENIOR SECONDARY SCHOO	3	9	36	30	83.3	0	43	37	86.0	8	37	31	83.8
	200100214	4311016	EYABANTU SENIOR SECONDARY SCHOOL	3	10	15	7	46.7	9	29	17	58.6	0	31	10	32.3
	200600208	4311017	FUNDANI HIGH SCHOOL	3	15	53	40	75.5	4	68	53	77.9	0	101	86	85.1
	200200197	4311018	GCATO SENIOR SECONDARY SCHOOL	3	1	25	22	88.0	2	22	19	86.4	4	24	23	95.8
	200200201	4311019	GEJU HIGH SCHOOL	2	0	22	9	40.9	0	21	16	76.2	0	14	9	64.3
	200200202	4311020	GEORGE MQALO HIGH SCHOOL	3	3	9	7	77.8	0	19	13	68.4	0	14	6	42.9
	200200209	4311021	GOBIZEMBE HIGH SCHOOL	3	3	22	18	81.8	0	27	20	74.1	0	27	22	81.5
	200200226	4311023	GUSHIPHELA SENIOR SECONDARY SCHOOL	2	0	10	10	100.0	0	9	7	77.8	0	8	8	100.0
	200200233	4311025	H H MAJIZA SENIOR SECONDARY SCHOOL	3	5	19	14	73.7	1	29	19	65.5	0	32	23	71.9
	200100296	4311026	HEALDTOWN HIGH SCHOOL	2	0	20	5	25.0	5	15	3	20.0	0	25	12	48.0

EASTERN CAPE																	
District Name	EMIS No	Centre No	Centre Name	Quintile	2019				2020				2021			
					Progressed No	Total Wrote	Total Achieved	% Achieved	Progressed No	Total Wrote	Total Achieved	% Achieved	Progressed No	Total Wrote	Total Achieved	% Achieved
AMATHOLE WEST	200200267	4311027	IMIDUSHANE SENIOR SECONDARY SCHOOL	3	1	47	24	51.1	2	28	18	64.3	0	30	27	90.0
	200200269	4311028	IMINGCANGATHELO HIGH SCHOOL	3	7	50	42	84.0	2	80	68	85.0	1	86	74	86.0
	200100338	4311029	INYIBIBA HIGH SCHOOL	3	0	53	25	47.2	6	23	15	65.2	0	23	16	69.6
	200200763	4311030	ISIHOBOTI PUBLIC COMBINED SCHOOL	3	6	29	23	79.3	4	25	21	84.0	0	16	13	81.3
	200200282	4311031	J M NDINDWA HIGH SCHOOL	3	7	26	11	42.3	0	9	5	55.6	0	29	26	89.7
	200200283	4311032	JABAVU SENIOR SECONDARY SCHOOL	3	9	86	54	62.8	6	68	51	75.0	4	92	54	58.7
	200200285	4311033	JALI HIGH SCHOOL	2	8	21	16	76.2	5	29	9	31.0	2	27	14	51.9
	200200295	4311035	JONGILE NOMPONDO PUBLIC SCHOOL	3	19	101	70	69.3	12	62	45	72.6	5	114	91	79.8
	200200297	4311036	JOSI-MARELA HIGH SCHOOL	2	1	14	12	85.7	0	10	8	80.0	0	8	7	87.5
	200200299	4311037	JULY SENIOR SECONDARY SCHOOL	2	3	25	11	44.0	0	15	6	40.0	0	17	17	100.0
	200200302	4311038	KAMA HIGH SCHOOL	3	2	64	33	51.6	3	46	14	30.4	0	49	27	55.1
	200200303	4311039	KANANA SENIOR SECONDARY SCHOOL	2	0	16	6	37.5	2	21	8	38.1	0	29	20	69.0
	200200306	4311040	KAULELA SENIOR SECONDARY SCHOOL	2	0	10	3	30.0	0	23	6	26.1	0	16	12	75.0
	200200328	4311042	KUBUSIE COMBINED SCHOOL	3	12	37	15	40.5	5	37	18	48.6	9	50	31	62.0
	200200330	4311043	KULILE JUNIOR SECONDARY SCHOOL	2	3	52	25	48.1	0	56	25	44.6	0	59	37	62.7
	200100455	4311045	LINDANI SENIOR SECONDARY SCHOOL	3	0	21	12	57.1	10	18	12	66.7	4	31	26	83.9
	200200360	4311046	LINGANI SENIOR SECONDARY SCHOOL	3	16	16	8	50.0	0	24	12	50.0	0	17	7	41.2
	200200361	4311047	LINGELETHU HIGH SCHOOL	2	0	27	14	51.9	0	19	10	52.6	0	18	13	72.2
	200100462	4311048	LONWABO HIGH SCHOOL	3	8	34	9	26.5	1	32	4	12.5	0	53	36	67.9
	200200377	4311049	LUKHOZI HIGH SCHOOL	3	12	23	11	47.8	0	19	10	52.6	10	33	20	60.6
	200200424	4311051	MASIBONISANE SENIOR SECONDARY SCHOOL	2	0	39	28	71.8	6	33	21	63.6	0	24	12	50.0
	200201011	4311052	MASIHLANGANE SENIOR SECONDARY SCHOOL	3	2	31	29	93.5	2	29	26	89.7	0	49	43	87.8
	200200429	4311053	MASIMANYANE SENIOR SECONDARY SCHOOL	3	49	34	28	82.4	24	43	28	65.1	0	59	44	74.6
	200100500	4311055	MASIZAKHE SENIOR SECONDARY SCHOOL	3	0	16	11	68.8	4	15	14	93.3	0	24	18	75.0
	200200440	4311056	MATOMELA SENIOR SECONDARY SCHOOL	3	0	29	13	44.8	5	36	14	38.9	0	33	20	60.6
	200200441	4311057	MATSA SENIOR SECONDARY SCHOOL	3	16	27	20	74.1	7	28	20	71.4	0	45	33	73.3
	200200457	4311059	MDIBANISO SENIOR SECONDARY SCHOOL	2	4	36	23	63.9	0	42	30	71.4	0	27	22	81.5
	200200479	4311060	MHLAMBISO HIGH SCHOOL	3	2	15	8	53.3	0	12	10	83.3	0	11	9	81.8

EASTERN CAPE																	
					2019				2020				2021				
District Name	EMIS No	Centre No	Centre Name	Quintile	Progressed No	Total Wrote	Total Achieved	% Achieved	Progressed No	Total Wrote	Total Achieved	% Achieved	Progressed No	Total Wrote	Total Achieved	% Achieved
AMATHOLE WEST	200200496	4311061	MPAMBANI MZIMBA HIGH SCHOOL	3	2	17	16	94.1	0	30	14	46.7	1	23	22	95.7
	200200510	4311062	MTHWAKU SENIOR SECONDARY SCHOOL	2	21	19	10	52.6	0	32	15	46.9	0	33	14	42.4
	200200530	4311064	MZOMTSHA HIGH SCHOOL	3	5	13	4	30.8	3	33	18	54.5	0	26	18	69.2
	200200534	4311066	MZUXOLILE HIGH SCHOOL	3	3	16	3	18.8	4	14	7	50.0	0	14	10	71.4
	200200537	4311067	NANGAMSO SENIOR SECONDARY SCHOOL	2	0	25	5	20.0	0	20	13	65.0	0	12	12	100.0
	200200539	4311068	NATHANIEL PAMLA HIGH SCHOOL	3	23	111	94	84.7	11	103	89	86.4	13	143	127	88.8
	200200542	4311069	NCEDOLWETHU SENIOR SECONDARY SCHOOL	2	13	39	24	61.5	4	42	20	47.6	2	30	21	70.0
	200100051	4311070	NEWTON HIGH SCHOOL	1	0	45	20	44.4	0	24	5	20.8	0	36	16	44.4
	200200560	4311071	NGANGELIZWE SENIOR SECONDARY SCHOOL	2	0	4	4	100.0	2	13	9	69.2	0	13	10	76.9
	200200642	4311074	NOZALISILE SENIOR SECONDARY SCHOOL	3	7	24	21	87.5	4	24	20	83.3	0	23	17	73.9
	200200648	4311075	NTABENKONYANA S S S	2	14	58	38	65.5	5	76	27	35.5	0	89	60	67.4
	200200670	4311077	NZULULWAZI HIGH SCHOOL	3	8	74	54	73.0	10	55	36	65.5	0	57	50	87.7
	200200684	4311078	PHANDULWAZI AGRICULTURAL HIGH SCHOOL	3	4	49	28	57.1	1	57	39	68.4	0	68	64	94.1
	200200715	4311079	QHAYIYA SENIOR SECONDARY SCHOOL	2	3	16	16	100.0	3	17	15	88.2	0	21	14	66.7
	200200725	4311080	RABULA SENIOR SECONDARY SCHOOL	3	0	5	2	40.0	0	4	2	50.0	0	13	10	76.9
	200100672	4311082	SAKHULULEKA HIGH SCHOOL	3	16	62	36	58.1	14	78	43	55.1	13	98	86	87.8
	200200744	4311083	SAKUPHUMELELA S S S	2	0	38	23	60.5	0	14	5	35.7	0	31	18	58.1
	200200773	4311084	SINETHEMBA PUBLIC SCHOOL	3	14	55	34	61.8	18	66	47	71.2	0	97	70	72.2
	200100030	4311005	SIPHO CAMAGU HIGH SCHOOL	3	11	31	19	61.3	18	50	29	58.0	0	53	40	75.5
	200200782	4311087	SISEKO HIGH SCHOOL	2	5	19	17	89.5	3	27	23	85.2	0	23	23	100.0
	200200790	4311088	SIYABONGA SENIOR SECONDARY SCHOOL	3	7	9	9	100.0	0	11	10	90.9	0	12	7	58.3
	200200791	4311089	SIYAKHULA PUBLIC SCHOOL	3	1	34	17	50.0	2	22	16	72.7	6	43	29	67.4
	200200970	4311090	SIZINGISILE SENIOR SECONDARY SCHOOL	2	2	30	26	86.7	3	33	18	54.5	2	31	22	71.0
	200200800	4311091	SOBANTU SENIOR SECONDARY SCHOOL	2	1	30	21	70.0	0	20	14	70.0	0	23	21	91.3
	200200810	4311092	SOTININI SENIOR SECONDARY	2	1	11	3	27.3	0	12	6	50.0	0	15	7	46.7
	200200977	4311093	ST CHARLES SOJOLA HIGH SCHOOL	3	9	48	35	72.9	1	55	35	63.6	0	77	42	54.5
	200200816	4311094	ST MATTHEWS HIGH SCHOOL	2	7	112	84	75.0	0	131	95	72.5	0	138	113	81.9
	0	4312001	STUTTEREIM MATHS & SCIENCE ACADEMY	99	0	12	4	33.3	0	18	8	44.4	0	24	10	41.7
	200200824	4311095	STUTTERHEIM HIGH SCHOOL	4	0	37	36	97.3	1	45	42	93.3	0	47	43	91.5
	200200828	4311096	TAMSANQA HIGH SCHOOL	2	3	11	11	100.0	2	17	4	23.5	0	19	14	73.7
	200100771	4311097	TEMPLETON HIGH SCHOOL	4	0	32	28	87.5	2	43	40	93.0	0	38	38	100.0

EASTERN CAPE																	
					2019				2020				2021				
District Name	EMIS No	Centre No	Centre Name	Quintile	Progressed No	Total Wrote	Total Achieved	% Achieved	Progressed No	Total Wrote	Total Achieved	% Achieved	Progressed No	Total Wrote	Total Achieved	% Achieved
AMATHOLE WEST	200200831	4311099	THEMBELANI HIGH SCHOOL	3	6	22	6	27.3	0	13	9	69.2	0	10	2	20.0
	200200843	4311100	THOBELANI SENIOR SECONDARY SCHOOL	3	0	45	16	35.6	0	23	8	34.8	0	54	26	48.1
	200100908	4311101	THUBALETHU HIGH SCHOOL	4	6	62	39	62.9	5	81	49	60.5	5	81	69	85.2
	200200871	4311103	ULANA SENIOR SECONDARY SCHOOL	3	0	20	9	45.0	2	25	11	44.0	2	28	22	78.6
	200200885	4311105	VUKILE TSHWETE S S S	2	7	52	29	55.8	2	61	26	42.6	0	61	41	67.2
	200100862	4311106	WINTERBERG AGRICULTURAL HIGH SCHOOL	5	0	40	33	82.5	2	26	24	92.3	0	49	47	95.9
	200200924	4311107	ZANEMFUNDO SENIOR SECONDARY SCHOOL	2	6	22	14	63.6	2	5	2	40.0	0	23	18	78.3
	200200932	4311111	ZANOVUYO SENIOR SECONDARY SCHOOL	2	4	48	19	39.6	13	43	18	41.9	0	31	26	83.9
	200200956	4311112	ZWELAMANDLOVU S S S	3	1	13	5	38.5	0	3	2	66.7	0	8	1	12.5
	200200960	4311113	ZWELIMJONGILE SENIOR SECONDARY SCHOO	2	0	18	12	66.7	0	6	6	100.0	0	22	21	95.5
BUFFALO CITY	200200263	4322128	ACADEMY HIGH	99	0	47	31	66.0	0	38	20	52.6	0	59	38	64.4
	200200009	4321002	ALPHENDALE SECONDARY SCHOOL	4	22	124	97	78.2	0	182	128	70.3	15	176	122	69.3
	200201004	4322003	ALTHORPE COLLEGE	99	0	20	18	90.0	0	35	26	74.3	0	50	41	82.0
	200200468	4322130	AMITEK BUSINESS SCHOOL	4									0	18	11	61.1
	200200022	4321004	ARCHIE VELILE S S S	3	13	89	55	61.8	12	94	66	70.2	8	109	87	79.8
	200200028	4321005	B KAT SENIOR SECONDARY SCHOOL	3	0	14	12	85.7	0	14	8	57.1	0	17	15	88.2
	200200035	4321006	BEACONHURST SCHOOL	5	0	48	48	100.0	0	62	58	93.5	0	50	50	100.0
	200200044	4321007	BHISHO HIGH SCHOOL	3	2	211	161	76.3	18	181	138	76.2	33	228	153	67.1
	200201048	4321008	BHONGOLETHU SENIOR SECONDARY SCHOOL	2	18	58	43	74.1	0	60	39	65.0	0	62	39	62.9
	200200072	4321009	BLYLETTS COMBINED SCHOOL	2	23	81	72	88.9	0	86	65	75.6	6	126	115	91.3
	200200058	4321010	BREIDBACH SENIOR SECONDARY SCHOOL	3	20	98	73	74.5	18	113	67	59.3	7	122	86	70.5
	200200060	4321011	BUCHULE TECHNICAL HIGH SCHOOL	3	19	32	28	87.5	0	88	78	88.6	11	116	95	81.9
	200200075	4321012	CAMBRIDGE HIGH SCHOOL	5	0	177	170	96.0	0	184	176	95.7	4	187	183	97.9
	200200181	4322122	CANNAN ACADEMY	99	3	34	18	52.9	0	35	31	88.6	0	36	26	72.2
	200201069	4322013	CENTRE OF EXCELLENCE	99	1	129	97	75.2	0	130	111	85.4	0	140	122	87.1
	200200083	4321014	CHARLES MORGAN PUBLIC SCHOOL	3	27	29	14	48.3	4	44	18	40.9	0	66	39	59.1
	200200088	4321015	CLARENDON GIRLS HIGH SCHOOL	5	0	142	140	98.6	0	136	136	100.0	0	135	135	100.0
	200200103	4321016	DALE COLLEGE BOYS HIGH SCHOOL	5	1	103	83	80.6	0	91	87	95.6	6	109	99	90.8
	200200111	4321017	DAVID MAMA HIGH SCHOOL	3	23	45	42	93.3	0	56	52	92.9	0	116	107	92.2
	200200121	4321018	DIMBAZA CENTRAL JUNIOR SECONDARY SCH	3	4	17	11	64.7	0	24	16	66.7	0	38	28	73.7
	200200983	4321019	DUMALISILE SECONDARY SCHOOL	3	3	11	5	45.5	1	8	4	50.0	0	7	5	71.4

EASTERN CAPE																	
					2019				2020				2021				
District Name	EMIS No	Centre No	Centre Name	Quintile	Progressed No	Total Wrote	Total Achieved	% Achieved	Progressed No	Total Wrote	Total Achieved	% Achieved	Progressed No	Total Wrote	Total Achieved	% Achieved
BUFFALO CITY	200201035	4322020	EAST LONDON SCIENCE COLLEGE	99	0	73	67	91.8	0	61	56	91.8	0	95	95	100.0
	200200139	4321021	EAST LONDON SECONDARY SCHOOL	4	5	40	22	55.0	0	58	39	67.2	0	87	70	80.5
	200200141	4321022	EBENEZER MAJOMBOZI HIGH SCHOOL	3	27	113	94	83.2	0	129	123	95.3	0	218	177	81.2
	200200165	4321023	ENOCH SONTONGA SENIOR SECONDARY SCHO	3	10	61	47	77.0	16	72	54	75.0	6	86	75	87.2
	200200168	4321024	ERIC MNTONGA HIGH SCHOOL	3	0	17	17	100.0	1	26	17	65.4	1	25	21	84.0
	200200183	4321025	FORBES GRANT SENIOR SECONDARY SCHOOL	3	21	41	31	75.6	19	50	27	54.0	0	84	48	57.1
	200200191	4321026	FUNIWE SENIOR SECONDARY SCHOOL	2	29	46	45	97.8	0	64	60	93.8	9	64	59	92.2
	200200196	4321027	GASELA HIGH SCHOOL	3	5	33	29	87.9	0	29	22	75.9	0	29	26	89.7
	200200203	4321028	GEORGE RANDELL HIGH SCHOOL	5	3	78	66	84.6	0	95	89	93.7	0	73	71	97.3
	200201018	4321029	GONUBIE HIGH SCHOOL	4	0	67	61	91.0	0	99	96	97.0	0	65	64	98.5
	200200990	4321030	GOODHOPE SENIOR SECONDARY SCHOOL	2	8	27	24	88.9	0	19	19	100.0	4	36	27	75.0
	200200220	4321031	GREENPOINT SECONDARY SCHOOL	4	41	115	100	87.0	0	159	135	84.9	0	177	165	93.2
	200200253	4321032	GRENS HIGH SCHOOL	5	0	92	82	89.1	0	85	76	89.4	0	87	81	93.1
	200200240	4321034	HECTOR PETERSON HIGH SCHOOL	3	21	151	123	81.5	24	156	118	75.6	6	231	208	90.0
	200200248	4321035	HLOKOMA HIGH SCHOOL	3	9	36	29	80.6	0	50	24	48.0	0	77	38	49.4
	200200251	4321036	HLUMANI HIGH SCHOOL	3	14	29	26	89.7	0	45	28	62.2	10	67	41	61.2
	200200252	4321037	HOERSKOOL DE VOS MALAN	5	0	56	48	85.7	2	54	47	87.0	0	62	59	95.2
	200200254	4321038	HOHO SENIOR SECONDARY SCHOOL	3	1	22	0	0.0	0	31	19	61.3	0	27	20	74.1
	200200260	4321039	HUDSON PARK HIGH SCHOOL	5	1	203	198	97.5	0	193	190	98.4	0	193	192	99.5
	200200270	4321040	IMIQHAYI SENIOR SECONDARY SCHOOL	3	5	48	33	68.8	2	33	24	72.7	0	48	38	79.2
	200200985	4321041	INKWENKWEZI HIGH SCHOOL	3	9	17	9	52.9	0	22	12	54.5	0	25	13	52.0
	200201016	4321042	IQONCE HIGH SCHOOL	3	5	36	18	50.0	3	30	10	33.3	10	49	25	51.0
	200200455	4321043	J F MATI SENIOR SECONDARY SCHOOL	3	20	26	14	53.8	0	13	10	76.9	10	15	12	80.0
	200200290	4321126	JIM MVABAZA SENIOR SECONDARY SCHOOL	3	1	16	9	56.3	0	17	13	76.5	0	20	13	65.0
	200200292	4321044	JOHN BISSEKER SECONDARY SCHOOL	4	49	180	120	66.7	0	130	85	65.4	16	143	86	60.1
	200200294	4321045	JONGILANGA HIGH SCHOOL	2	6	18	6	33.3	0	14	5	35.7	36	70	19	27.1
	200200296	4321046	JONGUHLANGA SENIOR SECONDARY SCHOOL	3	0	19	13	68.4	0	34	18	52.9	0	24	16	66.7
	200200314	4321047	KHULANI COMMERCIAL HIGH SCHOOL	3	7	105	95	90.5	0	172	133	77.3	0	179	153	85.5
	200200300	4321048	KINGSRIDGE HIGH SCHOOL	5	0	88	88	100.0	1	74	73	98.6	0	80	77	96.3

EASTERN CAPE																	
District Name	EMIS No	Centre No	Centre Name	Quintile	2019				2020				2021			
					Progressed No	Total Wrote	Total Achieved	% Achieved	Progressed No	Total Wrote	Total Achieved	% Achieved	Progressed No	Total Wrote	Total Achieved	% Achieved
BUFFALO CITY	200200333	4321049	KUSILE COMPREHESIVE SCHOOL	3	53	145	93	64.1	0	125	86	68.8	0	162	118	72.8
	200200334	4321050	KUYASA SENIOR SECONDARY SCHOOL	3	12	85	59	69.4	3	126	65	51.6	2	125	81	64.8
	200200342	4321051	KWENXURA SENIOR SECONDARY SCHOOL	1	14	40	25	62.5	0	29	21	72.4	0	37	29	78.4
	200200359	4321052	LILYFONTEIN SCHOOL	5	0	34	33	97.1	0	46	46	100.0	0	32	32	100.0
	200200362	4321053	LINGELETHU SENIOR SECONDARY SCHOOL	2	0	42	24	57.1	0	55	40	72.7	7	63	51	81.0
	200200371	4321054	LOYISO SENIOR SECONDARY SCHOOL	3	8	28	25	89.3	0	46	35	76.1	1	47	42	89.4
	200200379	4321055	LUMKO HIGH SCHOOL	3	44	66	60	90.9	0	167	142	85.0	7	164	143	87.2
	200200437	4321056	MASIXOLE HIGH SCHOOL	3	20	61	44	72.1	0	80	49	61.3	0	112	91	81.3
	200200451	4321127	MBULELO BENEKANE HIGH SCHOOL	3	13	54	50	92.6	20	81	64	79.0	14	63	62	98.4
	200200473	4321057	MGCAWEZULU SENIOR SECONDARY SCHOOL	3	3	17	9	52.9	0	23	2	8.7	0	17	7	41.2
	200200483	4321058	MIZAMO SENIOR SECONDARY SCHOOL	3	12	117	85	72.6	0	124	78	62.9	11	127	88	69.3
	200200495	4321059	MOSES MABHIDA SENIOR SECONDARY SCHOO	3	12	13	8	61.5	0	27	13	48.1	0	37	28	75.7
	200200500	4321060	MPUMELELO SENIOR SECONDARY SCHOOL	3	13	45	22	48.9	7	35	17	48.6	5	23	14	60.9
	200200521	4321062	MZAMOWETHU PUBLIC SCHOOL	3	13	29	28	96.6	0	42	32	76.2	2	52	46	88.5
	200200527	4321063	MZOKHANYO HIGH SCHOOL	3	24	46	43	93.5	0	97	78	80.4	18	162	113	69.8
	200200528	4321064	MZOMHLE SENIOR SECONDARY SCHOOL	3	30	76	45	59.2	0	37	34	91.9	4	90	85	94.4
	200200532	4321128	MZONTSUNDU SENIOR SECONDARY SCHOOL	3	3	36	27	75.0	0	43	38	88.4	1	56	49	87.5
	200201049	4321065	MZWINI SENIOR SECONDARY SCHOOL	2	14	10	3	30.0	0	27	12	44.4	0	43	23	53.5
	200200574	4321066	NGWENYATHI HIGH SCHOOL	3	26	72	65	90.3	0	89	67	75.3	0	134	106	79.1
	200200582	4321129	NJONGOZABANTU SENIOR SECONDARY SCHOO	2	2	18	13	72.2	5	20	12	60.0	0	22	17	77.3
	200200617	4321068	NONCEBA SENIOR SECONDRY SCHOOL	3	0	20	10	50.0	12	35	19	54.3	0	56	39	69.6
	200200619	4321069	NONCEDO COMBINED SCHOOL	3	0	22	12	54.5	0	28	20	71.4	0	21	16	76.2
	200200635	4321070	NOSIZWE HIGH SCHOOL	3	7	52	29	55.8	2	35	27	77.1	4	56	47	83.9
	200200639	4321071	NOWAWE HIGH SCHOOL	3	8	24	16	66.7	7	40	19	47.5	0	63	40	63.5
	200200658	4321072	NTSOKOTHA SENIOR SECONDARY SCHOOL	3	17	30	28	93.3	0	81	47	58.0	0	91	72	79.1
	200200664	4321073	NYAMEKO HIGH SCHOOL	3	0	82	71	86.6	0	97	89	91.8	0	147	138	93.9
	200200688	4321074	PHILEMON NGCELWANE HIGH SCHOOL	3	33	70	61	87.1	0	107	70	65.4	19	148	115	77.7
	200200690	4321075	PHILLIP MTYWAKU SEN SEC SCHOOL	3	12	48	34	70.8	7	85	40	47.1	0	102	73	71.6

EASTERN CAPE																	
					2019				2020				2021				
District Name	EMIS No	Centre No	Centre Name	Quintile	Progressed No	Total Wrote	Total Achieved	% Achieved	Progressed No	Total Wrote	Total Achieved	% Achieved	Progressed No	Total Wrote	Total Achieved	% Achieved
BUFFALO CITY	200200699	4321076	PORT REX TECHNICAL HIGH	5	10	102	89	87.3	0	96	84	87.5	0	124	112	90.3
	200200707	4321077	QAQAMBA SENIOR SECONDARY SCHOOL	3	34	48	48	100.0	0	82	62	75.6	0	97	78	80.4
	200200988	4321078	QHAMANI SENIOR SECONDARY SCHOOL	3	4	9	9	100.0	0	15	12	80.0	0	13	10	76.9
	200200714	4321079	QHASANA SENIOR SECONDARY SCHOOL	3	11	29	22	75.9	0	46	13	28.3	10	63	33	52.4
	200200730	4321080	RICHARD VARHA HIGH SCHOOL	3	20	117	116	99.1	46	143	100	69.9	11	211	148	70.1
	200200737	4321081	S E K MQHAYI HIGH SCHOOL	3	0	11	11	100.0	0	15	11	73.3	0	17	16	94.1
	200201033	4321082	SAKHIKAMVA HIGH SCHOOL	3	9	68	39	57.4	0	70	32	45.7	12	78	44	56.4
	200200742	4321083	SAKHISIZWE HIGH SCHOOL	3	5	69	47	68.1	0	58	48	82.8	42	110	78	70.9
	200200748	4321084	SANDISIWE HIGH SCHOOL	3	28	74	63	85.1	0	78	63	80.8	0	143	115	80.4
	200200750	4321085	SELBORNE COLLEGE BOYS HIGH	2	0	154	153	99.4	0	153	153	100.0	0	149	148	99.3
	200200765	4321086	SIKHULULE HIGH SCHOOL	3	22	55	31	56.4	0	85	55	64.7	9	87	56	64.4
	200200767	4321087	SILIMELA HIGH SCHOOL	3	8	26	24	92.3	7	25	22	88.0	0	49	31	63.3
	200200770	4321088	SIMZAMILE SENIOR SECONDARY SCHOOL	3	15	45	15	33.3	3	22	7	31.8	7	18	10	55.6
	200200774	4321089	SINETHEMBA SENIOR SECONDARY SCHOOL	3	8	28	15	53.6	0	19	8	42.1	4	45	20	44.4
	200200775	4321090	SINIKIWE HIGH SCHOOL	3	17	31	17	54.8	0	30	23	76.7	10	43	33	76.7
	200200778	4321091	SINOVUYO HIGH SCHOOL	3	10	12	9	75.0	0	24	16	66.7	6	33	21	63.6
	200201002	4321093	SIYAZAKHA SECONDARY SCHOOL	3	4	18	11	61.1	0	30	9	30.0	0	36	20	55.6
	200200802	4321095	SOLOMON MAHLANGU SENIOR SECONDARY	3	23	39	25	64.1	0	76	27	35.5	33	101	65	64.4
	200201050	4321096	SOPHATHISANA SENIOR SECONDARY SCHOOL	3	30	94	43	45.7	0	97	63	64.9	0	121	89	73.6
	200100386	4322129	ST CHRIS COLLEGE	2									0	27	24	88.9
	200201045	4322097	ST CHRISTOPHERS PRIVATE SCHOOL	99	4	77	76	98.7	0	62	59	95.2	0	72	69	95.8
	200200819	4323126	ST THOMAS FOR THE DEAF	99	2	6	4	66.7	1	3	2	66.7	0	7	2	28.6
	200601179	4322098	ST THOMAS PRIVATE SCHOOL	99	4	49	40	81.6	0	50	41	82.0	0	37	32	86.5
	200200822	4321099	STIRLING HIGH SCHOOL	5	2	211	206	97.6	0	205	198	96.6	0	212	206	97.2
	200200837	4321100	THEMBALABANTU HIGH SCHOOL	3	17	54	43	79.6	35	85	38	44.7	5	103	70	68.0
	200200838	4321101	THEMBALESIZWE S S S	3	0	13	11	84.6	1	8	6	75.0	0	17	10	58.8
	200200848	4321102	TOISE SENIOR SECONDARY SCHOOL	3	8	119	74	62.2	14	171	71	41.5	45	175	97	55.4
	200200857	4321103	TSHOLOMNQA HIGH SCHOOL	2	0	65	48	73.8	0	55	41	74.5	0	141	103	73.0
	200200872	4321104	ULWAZI HIGH SCHOOL	3	9	71	71	100.0	0	95	95	100.0	0	161	161	100.0
	200200874	4321105	UMTIZA HIGH SCHOOL	3	54	53	32	60.4	0	88	18	20.5	3	120	49	40.8
	200200876	4321106	UMZUVUKILE HIGH SCHOOL	2	34	35	21	60.0	0	33	23	69.7	0	45	36	80.0
	200201047	4321107	UNATHI SECONDARY SCHOOL	3	31	95	79	83.2	0	86	54	62.8	16	143	121	84.6

EASTERN CAPE																	
District Name	EMIS No	Centre No	Centre Name	Quintile	2019				2020				2021			
					Progressed No	Total Wrote	Total Achieved	% Achieved	Progressed No	Total Wrote	Total Achieved	% Achieved	Progressed No	Total Wrote	Total Achieved	% Achieved
BUFFALO CITY	200200881	4321108	UVIWE SENIOR SECONDARY SCHOOL	3	15	72	47	65.3	0	52	25	48.1	0	90	68	75.6
	200200886	4323109	VUKUHAMBE SCHOOL	99	8	3	3	100.0	0	5	4	80.0	4	9	5	55.6
	200200887	4321110	VULAMAZIBUKO HIGH SCHOOL	3	21	43	38	88.4	0	56	56	100.0	25	70	70	100.0
	200201051	4321111	WEST BANK SENIOR SECONDARY SCHOOL	4	2	69	52	75.4	1	59	40	67.8	1	79	68	86.1
	200200901	4321112	WESTBANK BANK HIGH SCHOOL	5	3	62	52	83.9	0	67	61	91.0	1	63	55	87.3
	200200906	4321113	WONGALETHU HIGH SCHOOL	3	0	35	33	94.3	0	79	61	77.2	3	95	68	71.6
	200200911	4321123	XOLANI SENIOR SECONDARY SCHOOL	3	10	60	45	75.0	21	115	67	58.3	7	120	102	85.0
	200200913	4321114	Z K MATTHEWS SENIOR SECONDARY SCHOOL	3	4	47	23	48.9	2	39	15	38.5	2	54	25	46.3
	200200920	4321115	ZAMEKA JUNIOR SECONDARY SCHOOL	3									0	41	32	78.0
	200200925	4321116	ZANEMPUCUKO SENIOR SECONDARY SCHOOL	3	7	115	69	60.0	7	83	55	66.3	0	108	88	81.5
	200200947	4321117	ZINZANI SENIOR SECONDARY SCHOOL	3	8	46	34	73.9	0	44	34	77.3	1	44	40	90.9
	200200951	4321119	ZUKHANYE SENIOR SECONDARY SCHOOL	3	3	50	19	38.0	5	58	20	34.5	5	29	22	75.9
	200200963	4321120	ZWELIYANDILA HIGH SCHOOL	2	0	10	3	30.0	0	20	9	45.0	6	19	12	63.2
CHRIS HANI EAST	200600003	4261001	A M ZANTSI SENIOR SECONDARY SCHOOL	1	5	58	48	82.8	1	67	47	70.1	0	101	67	66.3
	200601046	4261002	ARTHUR MFEBE SENIOR SECONDARY SCHOOL	3	30	43	42	97.7	0	64	52	81.3	0	110	65	59.1
	200600452	4261003	BATANDWA NDONDO SENIOR SECONDARY SCH	3	20	27	22	81.5	15	33	12	36.4	6	28	14	50.0
	200600088	4261005	CALA SENIOR SECONDARY SCHOOL	3	33	82	42	51.2	20	67	39	58.2	0	83	57	68.7
	200600089	4261059	CALA VILLAGE SENIOR SECONDARY SCHOOL	3	12	123	77	62.6	31	134	85	63.4	10	119	99	83.2
	200400084	4261006	CLARKEBURY SENIOR SECONDARY SCHOOL	1	24	77	63	81.8	29	141	118	83.7	1	275	230	83.6
	200600109	4261007	COFIMVABA SENIOR SECONDARY SCHOOL	3	13	322	231	71.7	0	377	236	62.6	0	453	334	73.7
	200400094	4261008	CWECWENI SENIOR SECONDARY SCHOOL	1	33	58	50	86.2	30	77	43	55.8	22	123	82	66.7
	200600123	4261009	D M SKOSANA SENIOR SECONDARY SCHOOL	2	14	40	29	72.5	11	48	31	64.6	1	54	36	66.7
	200601092	4261010	DALIWONGA SENIOR SECONDARY SCHOOL	2	20	63	38	60.3	0	115	55	47.8	0	180	110	61.1
	200400134	4261011	DOLOPHINI SENIOR SECONDARY SCHOOL	1	10	14	0	0.0	5	33	18	54.5	0	38	24	63.2
	200401338	4261012	ELLIOT HIGH SCHOOL	4	10	19	14	73.7	0	25	22	88.0	10	26	22	84.6
	200400159	4261013	EMIZAMOYETHU SENIOR SECONDARY SCHOOL	1	4	98	63	64.3	7	119	70	58.8	0	74	43	58.1

EASTERN CAPE																	
District Name	EMIS No	Centre No	Centre Name	Quintile	2019				2020				2021			
					Progressed No	Total Wrote	Total Achieved	% Achieved	Progressed No	Total Wrote	Total Achieved	% Achieved	Progressed No	Total Wrote	Total Achieved	% Achieved
CHRIS HANI EAST	200400167	4261014	ENGCOBO VILLAGE SENIOR SECONDARY	3	22	97	67	69.1	0	106	50	47.2	0	144	49	34.0
	200600195	4261015	FALO SENIOR SECONDARY SCHOOL	2	3	41	17	41.5	3	34	23	67.6	0	63	34	54.0
	200300079	4261060	FALTEIN SENIOR SECONDARY SCHOOL	3	1	15	14	93.3	0	10	10	100.0	0	21	19	90.5
	200300111	4261016	GOBINAMBA SENIOR SECONDARY SCHOOL	3	5	23	18	78.3	10	40	18	45.0	0	70	51	72.9
	200400248	4261017	GWARUBANA SENIOR SECONDARY SCHOOL	1	20	51	34	66.7	1	82	32	39.0	0	55	37	67.3
	200601031	4261019	ISIKHOBA NOMBEWU SECONDARY SCHOOL	2	16	36	35	97.2	4	37	35	94.6	7	71	62	87.3
	200300804	4261020	JONGIZIZWE SENIOR SECONDARY SCHOOL	2	3	15	10	66.7	0	15	9	60.0	0	19	12	63.2
	200400324	4261021	KHANYOLWETHU SENIOR SECONDARY SCHOOL	2	16	86	69	80.2	21	168	101	60.1	10	133	87	65.4
	200600335	4261022	KHWAZA SENIOR SECONDARY SCHOOL	2	30	36	29	80.6	0	32	18	56.3	0	51	20	39.2
	200600359	4261023	L JENTILE SENIOR SECONDARY SCHOOL	2	3	21	20	95.2	4	26	20	76.9	0	37	31	83.8
	200300207	4261024	LANGALETHU SENIOR SECONDARY SCHOOL	1	0	8	6	75.0	2	11	4	36.4	0	20	17	85.0
	200601032	4261025	LOWER SEPLAN SENIOR SECONDARY SCHOOL	1	6	4	2	50.0	3	5	2	40.0	0	22	10	45.5
	200300279	4261026	MANGELENGELE SENIOR SECONDARY SCHOOL	2	9	38	25	65.8	6	49	24	49.0	0	60	42	70.0
	200400487	4261027	MANZANA SENIOR SECONDARY SCHOOL	2	1	279	179	64.2	0	187	110	58.8	0	145	81	55.9
	200400504	4261028	MASIKHUTHALE PUBLIC SECONDARY SCHOOL	3	71	52	36	69.2	16	51	28	54.9	7	68	34	50.0
	200404029	4261029	MASILINGANE SENIOR SECONDARY SCHOOL	1	6	24	15	62.5	2	16	14	87.5	0	22	20	90.9
	200600456	4261030	MAZIBUKO SENIOR SECONDARY SCHOOL	3	14	16	15	93.8	0	38	21	55.3	0	40	33	82.5
	200600470	4261031	MCEULA SENIOR SECONDARY SCHOOL	3	7	45	27	60.0	5	36	26	72.2	0	35	19	54.3
	200400552	4261032	MCOBOLOLO SENIOR SECONDARY SCHOOL	1	13	50	34	68.0	7	52	33	63.5	0	63	57	90.5
	200400584	4261033	MGUDLWA SENIOR SECONDARY SCHOOL	1	10	68	46	67.6	30	68	30	44.1	0	37	31	83.8
	200300343	4261034	MIDDLE ZOLO SENIOR SECONDARY SCHOOL	3	4	2	2	100.0	0	8	6	75.0	0	7	0	0.0
	200601096	4261035	MTETUVUMILE SENIOR SECONDARY SCHOOL	1	13	24	18	75.0	13	30	20	66.7	0	43	24	55.8
	200300079	4261061	MTHINGWEVU SENIOR SECONDARY SCHOOL	3	0	18	14	77.8	19	46	21	45.7	8	42	38	90.5
	200400693	4261037	MZIKAYISE DALASILE SECONDARY SCHOOL	2	27	99	51	51.5	15	69	54	78.3	0	127	64	50.4

EASTERN CAPE																	
District Name	EMIS No	Centre No	Centre Name	Quintile	2019				2020				2021			
					Progressed No	Total Wrote	Total Achieved	% Achieved	Progressed No	Total Wrote	Total Achieved	% Achieved	Progressed No	Total Wrote	Total Achieved	% Achieved
CHRIS HANI EAST	200601139	4261038	MZIMVUBU SENIOR SECONDARY SCHOOL	2	3	18	5	27.8	6	21	8	38.1	3	31	18	58.1
	200600552	4261039	NCUNCUZO SENIOR SECONDARY SCHOOL	2	26	88	64	72.7	39	138	51	37.0	4	134	85	63.4
	0	4261062	NDEMA SENIOR SECONDARY SCHOOL	2	6	10	6	60.0	0	15	11	73.3	0	23	23	100.0
	200300845	4261040	NDYEBO NTSALUBA SENIOR SECONDARY SCH	1	0	67	61	91.0	13	58	42	72.4	0	59	51	86.4
	200400773	4261041	NGUBESIZWE SENIOR SECONDARY SCHOOL	1	32	66	56	84.8	0	76	54	71.1	0	108	90	83.3
	200401313	4261042	NOSIMO TECHNICAL HIGH SCHOOL	1	3	12	11	91.7	4	23	20	87.0	0	22	21	95.5
	200400893	4261043	NYANGA SENIOR SECONDARY SCHOOL	3	31	154	147	95.5	34	209	176	84.2	24	221	181	81.9
	200400905	4261045	PAKAMANI SENIOR SECONDARY SCHOOL	1	30	179	138	77.1	22	146	114	78.1	0	224	153	68.3
	200601047	4261046	SABATA SENIOR SECONDARY SCHOOL	1	11	23	22	95.7	1	29	28	96.6	21	49	47	95.9
	200600743	4261047	SIFONONDILE SENIOR SECONDARY SCHOOL	2	2	21	6	28.6	0	16	2	12.5	0	32	3	9.4
	200401009	4261048	SITOZA SENIOR SECONDARY SCHOOL	1	23	98	84	85.7	10	77	70	90.9	0	127	114	89.8
	200600756	4261049	SIYABALALA SENIOR SECONDARY SCHOOL	1	7	16	9	56.3	1	22	8	36.4	0	17	10	58.8
	200600987	4261050	ST JAMES SENIOR SECONDARY SCHOOL	3	11	241	170	70.5	0	236	173	73.3	2	230	181	78.7
	200300612	4261052	TSOMO SENIOR SECONDARY SCHOOL	3	31	131	77	58.8	3	98	45	45.9	0	159	108	67.9
	200401199	4261054	ZULULIYAZONGAMA SENIOR SECONDARY	1	41	129	100	77.5	53	174	62	35.6	0	162	66	40.7
	200601045	4261055	ZWELANDILE SENIOR SECONDARY SCHOOL	3	17	32	32	100.0	6	37	25	67.6	4	53	53	100.0
	200401213	4261056	ZWELIHLE SENIOR SECONDARY SCHOOL	1	4	28	19	67.9	5	44	30	68.2	0	34	31	91.2
	200300708	4261063	ZWELIVUMILE SENIOR SECONDARY SCHOOL	2	44	77	61	79.2	0	102	79	77.5	0	135	119	88.1
	200401223	4261057	ZWELIVUMILE SENIOR SECONDARY SCHOOL	1	22	7	0	0.0	5	69	18	26.1	0	69	38	55.1
	200300711	4261058	ZWELIXOLILE SENIOR SECONDARY SCHOOL	2	1	16	7	43.8	1	12	9	75.0	0	23	10	43.5
CHRIS HANI WEST	200600004	4331001	ABAMBO HIGH SCHOOL	2	11	61	39	63.9	5	53	26	49.1	0	79	52	65.8
	200600677	4331002	BENGU AGRICULTURAL HIGH SCHOOL	1	6	20	15	75.0	0	18	9	50.0	0	25	19	76.0
	0	4331092	BUBELE SENIOR SECONDARY SCHOOL	2					2	10	4	40.0	3	10	7	70.0
	200600076	4331003	BULELANI SENIOR SECONDARY SCHOOL	3	64	123	111	90.2	13	187	128	68.4	21	157	116	73.9
	200600082	4331004	CACADU SENIOR SECONDARY SCHOOL	2	26	23	18	78.3	0	26	16	61.5	0	58	30	51.7

EASTERN CAPE																	
					2019				2020				2021				
District Name	EMIS No	Centre No	Centre Name	Quintile	Progressed No	Total Wrote	Total Achieved	% Achieved	Progressed No	Total Wrote	Total Achieved	% Achieved	Progressed No	Total Wrote	Total Achieved	% Achieved
CHRIS HANI WEST	200600117	4331005	CRADOCK HIGH SCHOOL	5	7	72	71	98.6	2	70	66	94.3	1	83	77	92.8
	200600356	4334006	CRADOCK PRISON	3	11	23	23	100.0	5	24	21	87.5	0	16	16	100.0
	200600139	4331007	DORDRECHT HIGH SCHOOL	4	1	34	30	88.2	1	30	30	100.0	0	38	38	100.0
	200600155	4331008	ECHIBINI SENIOR SECONDARY SCHOOL	3	36	13	13	100.0	7	38	32	84.2	2	47	26	55.3
	200600163	4331009	EKUPHUMLENI HIGH SCHOOL	3	12	175	140	80.0	10	174	157	90.2	0	263	205	77.9
	200600162	4331010	EKUPHUMLENI SENIOR SECONDARY SCHOOL	3	52	30	23	76.7	7	40	25	62.5	13	68	51	75.0
	200600204	4331011	FREEMANTLE SENIOR SECONDARY SCHOOL	2	38	60	58	96.7	44	85	66	77.6	3	81	59	72.8
	200600206	4331012	FUNDA HIGH SCHOOL	3	7	98	62	63.3	1	69	37	53.6	0	96	66	68.8
	200600211	4331013	GCINUBUZWE SENIOR SECONDARY SCHOOL	1	18	46	32	69.6	10	47	23	48.9	27	56	29	51.8
	200601181	4332014	GET AHEAD	99	5	94	73	77.7	2	71	65	91.5	0	66	64	97.0
	0	4331093	HALA SENIOR SECONDARY SCHOOL	1					3	15	10	66.7	4	32	21	65.6
	200600253	4331015	HEWU	3	0	25	5	20.0	3	13	3	23.1	1	14	11	78.6
	200600693	4331016	HEXAGON HIGH SCHOOL	5	6	88	77	87.5	0	71	64	90.1	1	112	108	96.4
	200600267	4331017	HOERSKOOL HANGKLIP	5	1	70	69	98.6	0	59	58	98.3	0	56	53	94.6
	200600282	4331018	IDA HIGH SCHOOL	2	0	10	6	60.0	0	9	5	55.6	0	20	17	85.0
	200600286	4331019	IKHWEZI LOKUSA SENIOR SECONDARY	1	8	10	4	40.0	1	13	3	23.1	0	11	8	72.7
	200600288	4331020	IKWEZI SENIOR SECONDARY SCHOOL	2	3	45	28	62.2	1	59	26	44.1	2	79	33	41.8
	200600296	4331021	INDWE HIGH SCHOOL	4	1	29	22	75.9	4	31	25	80.6	0	45	39	86.7
	200600229	4331022	INYATHI HIGH SCHOOL	3	43	84	75	89.3	39	108	81	75.0	22	168	142	84.5
	200600301	4331023	ISIVIVANE SENIOR SECONDARY	1	0	10	5	50.0	0	9	2	22.2	2	15	5	33.3
	200600304	4331024	J A CALATA SENIOR SECONDARY SCHOOL	3	19	67	66	98.5	19	131	113	86.3	23	158	130	82.3
	200600307	4331025	JOE SLOVO FREEDOM HIGH SCHOOL	3	35	57	42	73.7	23	82	56	68.3	6	55	49	89.1
	200601022	4331026	JOHN NOAH HIGH SCHOOL	3	17	41	25	61.0	7	52	38	73.1	8	85	63	74.1
	200600345	4331028	KOPANO SENIOR SECONDARY SCHOOL	3	3	15	11	73.3	4	17	6	35.3	3	18	12	66.7
	200601065	4331029	KWA-KOMANI COMP	3	5	133	87	65.4	13	156	113	72.4	9	177	132	74.6
	200600353	4331030	KWA-MHLONTLO SENIOR SECONDARY SCHOOL	1	24	21	17	81.0	0	46	40	87.0	14	61	29	47.5
	200600886	4331031	LAVELILANGA SENIOR SECONDARY SCHOOL	3	5	19	7	36.8	4	18	7	38.9	4	26	16	61.5
	200600375	4331032	LINGELIHLE SENIOR SECONDARY SCHOOL	3	44	35	31	88.6	32	56	30	53.6	20	97	40	41.2
	200600394	4331033	LUKHANYO HIGH SCHOOL	2	34	17	13	76.5	3	32	24	75.0	1	68	57	83.8
	200600400	4331034	LUVUYO LERUMO SCHOOL	3	56	94	46	48.9	18	83	51	61.4	11	148	108	73.0
	200601105	4331035	MANZEZULU SENIOR SECPNDARY SCHOOL	3	4	11	9	81.8	3	20	19	95.0	0	21	13	61.9

EASTERN CAPE																	
District Name	EMIS No	Centre No	Centre Name	Quintile	2019				2020				2021			
					Progressed No	Total Wrote	Total Achieved	% Achieved	Progressed No	Total Wrote	Total Achieved	% Achieved	Progressed No	Total Wrote	Total Achieved	% Achieved
CHRIS HANI WEST	200600441	4331036	MARIA LOUW HIGH SCHOOL	4	34	133	105	78.9	26	145	93	64.1	20	145	105	72.4
	200600265	4331037	MARLOW AGRICULTURAL HIGH SCHOOL	3	1	37	36	97.3	0	38	38	100.0	0	45	45	100.0
	200600447	4331038	MASIKHANYISE HIGH SCHOOL	3	53	77	59	76.6	17	79	57	72.2	18	100	81	81.0
	200600453	4331039	MATTHEW GONIWE COMPREHENSIVE SCHOOL	3	15	22	15	68.2	12	23	14	60.9	2	32	18	56.3
	200600458	4331040	MBEKWENI HIGH SCHOOL	2	15	16	14	87.5	14	43	21	48.8	5	65	37	56.9
	200600482	4331041	MICHAUSDAL SECONDARY SCHOOL	3	22	49	47	95.9	10	30	26	86.7	7	132	101	76.5
	200600483	4331042	MIDDELBURG HIGH SCHOOL	4	2	29	28	96.6	2	33	33	100.0	0	31	30	96.8
	200600484	4331043	MIDDELLAND SECONDARY SCHOOL	2	55	91	62	68.1	23	79	55	69.6	22	123	78	63.4
	200600977	4331044	MKAPUSI SENIOR SECONDARY SCHOOL	2	3	11	9	81.8	0	12	10	83.3	1	20	14	70.0
	200600503	4331045	MOLTENO HIGH SCHOOL	4	2	11	9	81.8	2	17	16	94.1	0	23	17	73.9
	200601142	4331046	MOUNT ARTHUR SENIOR SECONDARY SCHOOL	2	31	66	54	81.8	32	114	64	56.1	26	155	93	60.0
	200600528	4331047	MTIRARA SENIOR SECONDARY SCHOOL	1	16	62	42	67.7	30	82	48	58.5	20	118	53	44.9
	200601146	4331048	MZAMO SENIOR SECONDARY SCHOOL	1	14	23	8	34.8	4	23	16	69.6	6	30	20	66.7
	200600539	4331049	MZAMOMHLE HIGH SCHOOL	2	0	12	6	50.0	0	10	6	60.0	0	9	6	66.7
	200600542	4331050	N MOTMAN PUBLIC SCHOOL	3	0	106	65	61.3	3	89	53	59.6	0	98	70	71.4
	200600556	4331051	NDLOVUKAZI HIGH SCHOOL	3	22	93	82	88.2	20	154	120	77.9	0	182	137	75.3
	200600576	4331052	NGUBENGCUKA SENIOR SECONDARY SCHOOL	3	7	18	12	66.7	1	18	7	38.9	4	29	12	41.4
	200600963	4331053	NKWANCA HIGH SCHOOL	3	75	154	123	79.9	74	223	140	62.8	34	229	194	84.7
	200600986	4331054	NOMPUMELELO HIGH SCHOOL	3	7	80	49	61.3	8	78	34	43.6	2	106	67	63.2
	200600614	4331055	NONKQUBELA SENIOR SECONDARY SCHOOL	2	2	6	3	50.0	6	14	2	14.3	14	26	11	42.3
	200600615	4331056	NONKULULEKO SENIOR SECONDARY SCHOOL	1	0	9	3	33.3	2	9	2	22.2	0	6	0	0.0
	200600642	4331057	NTSOKOTHA SENIOR SECONDARY SCHOOL	2	25	145	123	84.8	20	167	118	70.7	7	251	157	62.5
	200600643	4331061	NTUNJA SENIOR SECONDARY SCHOOL	1	8	10	7	70.0	4	10	4	40.0	4	21	15	71.4
	200600651	4331059	NZIMANKULU SENIOR SECONDARY SCHOOL	1	21	72	37	51.4	16	93	66	71.0	2	129	87	67.4
	200600799	4332062	OLIVET PRIVATE SCHOOL	99	0	16	14	87.5	0	28	26	92.9	0	25	23	92.0
	200601029	4331094	PAKAMANI SENIOR SECONDARY SCHOOL	3	8	13	10	76.9	0	12	8	66.7	0	13	11	84.6
	200600969	4331063	PHAKAMA HOFMEYR HIGH SCHOOL	1	6	19	11	57.9	0	17	12	70.6	0	20	13	65.0
	200600667	4331064	PHAKAMANI SENIOR SECONDARY SCHOOL	2	0	7	4	57.1	0	12	12	100.0	0	7	7	100.0
	200600673	4331065	PUMLANI SENIOR SECONDARY SCHOOL	1	21	62	36	58.1	7	52	30	57.7	3	61	34	55.7

EASTERN CAPE																	
					2019				2020				2021				
District Name	EMIS No	Centre No	Centre Name	Quintile	Progressed No	Total Wrote	Total Achieved	% Achieved	Progressed No	Total Wrote	Total Achieved	% Achieved	Progressed No	Total Wrote	Total Achieved	% Achieved
CHRIS HANI WEST	200600691	4331066	QUEEN'S COLLEGE BOYS' HIGH SCHOOL	5	1	82	77	93.9	1	92	85	92.4	0	102	99	97.1
	200600694	4331067	QUEENSTOWN GIRLS HIGH SCHOOL	5	0	92	92	100.0	1	95	95	100.0	0	110	109	99.1
	200600705	4331068	RAYMOND MHLABA SENIOR SECONDARY	3	10	53	42	79.2	20	46	37	80.4	12	62	44	71.0
	200600071	4332069	ROYAL ACADEMY	99	0	29	16	55.2	0	36	22	61.1	0	34	23	67.6
	200601192	4331090	SADA SCHOOL OF EXCELLENCE	1	0	6	5	83.3	0	6	5	83.3	2	7	5	71.4
	200600738	4331070	SIBONILE SENIOR SECONDARY SCHOOL	3	2	9	8	88.9	0	6	2	33.3	1	19	5	26.3
	200600739	4331071	SIBUYELE COMBINED SCHOOL	2	1	36	22	61.1	7	41	17	41.5	0	39	32	82.1
	200600755	4331091	SIXISHE AHS	2									0	16	8	50.0
	200600760	4331073	SIYAPHAKAMA SENIOR SECONDARY SCHOOL	3	4	35	22	62.9	11	33	22	66.7	10	64	43	67.2
	200600777	4331075	SOSEBENZA SENIOR SECONDARY SCHOOL	2	1	16	5	31.3	3	16	8	50.0	0	15	11	73.3
	200601117	4331076	SOVUKA SIKHANYE HIGH SCHOOL	2	1	16	9	56.3	0	12	5	41.7	0	11	6	54.5
	200600779	4331077	SOYISILE SENIOR SECONDARY SCHOOL	2	8	27	19	70.4	0	21	13	61.9	0	22	22	100.0
	200600816	4331078	TAMBEKILE SENIOR SECONDARY SCHOOL	2	19	35	27	77.1	39	64	40	62.5	0	86	43	50.0
	200600819	4331079	TARKASTAD HIGH SCHOOL	4	1	31	31	100.0	0	26	25	96.2	1	43	39	90.7
	200600840	4331080	THOZAMISA SENIOR SECONDARY SCHOOL	2	11	14	12	85.7	5	27	22	81.5	3	59	25	42.4
	200600885	4331081	VELALANGA SENIOR SECONDARY SCHOOL	3	3	13	3	23.1	1	8	1	12.5	0	6	5	83.3
	200600898	4331083	VUSELELA COMBINED SCHOOL	2	0	27	24	88.9	0	36	23	63.9	0	41	33	80.5
	200600903	4331084	W B RUBUSANA SENIOR SECONDARY SCHOOL	3	32	98	59	60.2	21	65	41	63.1	12	127	82	64.6
	200600936	4331085	ZAMOKUHLE SENIOR SECONDARY SCHOOL	3	15	15	12	80.0	3	13	10	76.9	7	34	16	47.1
	200600939	4331086	ZANABANTU HIGH SCHOOL	3	0	12	6	50.0	0	16	6	37.5	0	29	15	51.7
	200600952	4331088	ZOLANI JUNIOR SECONDARY SCHOOL	3	2	52	32	61.5	0	35	18	51.4	5	39	25	64.1
	200600956	4331089	ZWELEDINGA HIGH SCHOOL	2	3	49	38	77.6	1	39	34	87.2	0	47	39	83.0
JOE GQABI	200600012	4271001	ALIWAL NORTH HIGH SCHOOL	5	0	97	95	97.9	2	87	84	96.6	0	89	86	96.6
	200600266	4271002	BARKLY EAST HIGH SCHOOL	4	2	17	15	88.2	1	40	30	75.0	1	25	23	92.0
	200500027	4271003	BETHANIA SENIOR SECONDARY SCHOOL	1	4	48	44	91.7	7	63	58	92.1	13	118	98	83.1
	200600048	4271004	BISHOP DEMONT SECONDARY SCHOOL	3	6	22	16	72.7	22	64	30	46.9	8	66	37	56.1
	200600049	4271005	BLIKANA SENIOR SECONDARY SCHOOL	2	0	34	24	70.6	8	58	23	39.7	16	62	25	40.3
	200600078	4271006	BURGERSDORP HIGH SCHOOL	4	0	55	52	94.5	2	54	52	96.3	0	54	53	98.1

EASTERN CAPE																	
District Name	EMIS No	Centre No	Centre Name	Quintile	2019				2020				2021			
					Progressed No	Total Wrote	Total Achieved	% Achieved	Progressed No	Total Wrote	Total Achieved	% Achieved	Progressed No	Total Wrote	Total Achieved	% Achieved
JOE GQABI	200401280	4271008	DINIZULU SENIOR SECONDARY SCHOOL	2	12	30	26	86.7	2	27	22	81.5	0	54	33	61.1
	200600152	4271009	EBENEZER NYATHI SENIOR SECONDARY	3	31	54	48	88.9	20	59	44	74.6	37	138	95	68.8
	200501208	4271010	EDWARD ZIBI SENIOR SECONDARY SCHOOL	1	0	103	89	86.4	5	124	93	75.0	4	174	131	75.3
	200600160	4271011	EGQILI SENIOR SECONDARY SCHOOL	3	30	98	63	64.3	39	168	88	52.4	21	121	96	79.3
	200600190	4271012	ETHEMBENI SECONDARY SCHOOL	3	13	79	63	79.7	17	91	67	73.6	5	96	72	75.0
	200400502	4271051	FRANK ZIBI AGRICULTURAL HIGH SCHOOL	3	1	23	15	65.2	4	50	41	82.0	1	74	60	81.1
	200600291	4271013	IMPUMELELO SENIOR SECONDARY SCHOOL	3	6	47	23	48.9	6	33	10	30.3	19	44	27	61.4
	200400282	4271014	JAMANGILE SENIOR SECONDARY SCHOOL	2	11	26	24	92.3	3	43	33	76.7	19	72	53	73.6
	200600308	4271015	JONAS GODUKA SENIOR SECONDARY SCHOOL	2	0	18	5	27.8	12	38	12	31.6	2	46	31	67.4
	200501361	4271016	KHANYA SENIOR SECONDARY SCHOOL	1	19	162	144	88.9	17	186	132	71.0	0	275	188	68.4
	200500359	4271017	KHORONG SENIOR SECONDARY SCHOOL	1	8	216	129	59.7	2	142	77	54.2	1	227	134	59.0
	200400338	4271018	KUYASA SENIOR SECONDARY SCHOOL	1	6	17	17	100.0	0	22	13	59.1	1	30	28	93.3
	200600985	4271019	LADY GREY ACADEMY	4	7	55	45	81.8	7	69	54	78.3	1	64	57	89.1
	200501358	4271020	LEHANA SENIOR SECONDARY SCHOOL	1	86	249	185	74.3	51	237	118	49.8	91	396	266	67.2
	200600399	4271021	LUVUMELWANO SENIOR SECONDARY SCHOOL	2	30	37	29	78.4	32	47	23	48.9	47	111	57	51.4
	200500487	4271022	LUZIE DRIFT SENIOR SECONDARY SCHOOL	1	19	55	51	92.7	20	72	53	73.6	5	133	105	78.9
	200400434	4271023	MACLEAR HIGH SCHOOL	4	4	16	16	100.0	0	12	8	66.7	0	22	20	90.9
	200600424	4271024	MALCOMESS SECODARY SCHOOL	3	23	54	46	85.2	3	84	55	65.5	0	147	117	79.6
	200600428	4271025	MALIKHANYE SENIOR SECONDARY SCHOOL	3	46	46	24	52.2	39	71	18	25.4	24	82	46	56.1
	200600446	4271026	MASAKHANE SENIOR SECONDARY SCHOOL	2	4	33	24	72.7	9	34	17	50.0	14	52	33	63.5
	200600476	4271027	MEHLOMAKHULU SENIOR SECONDARY	2	58	114	81	71.1	20	74	45	60.8	11	122	76	62.3
	200501371	4271028	MHLONTLO SENIOR SECONDARY SCHOOL	1	9	19	10	52.6	8	30	18	60.0	3	39	32	82.1
	200600972	4271029	MZOMHLE SENIOR SECONDARY	2	14	22	18	81.8	7	21	16	76.2	7	59	33	55.9
	200600589	4271030	NKULULEKO SENIOR SECONDARY SCHOOL	3	25	25	19	76.0	13	25	16	64.0	28	63	36	57.1
	200600606	4271031	NOMPUMELELO SENIOR SECONDARY SCHOOL	2	0	20	9	45.0	5	16	10	62.5	6	40	23	57.5

EASTERN CAPE																	
					2019				2020				2021				
District Name	EMIS No	Centre No	Centre Name	Quintile	Progressed No	Total Wrote	Total Achieved	% Achieved	Progressed No	Total Wrote	Total Achieved	% Achieved	Progressed No	Total Wrote	Total Achieved	% Achieved
JOE GQABI	200600638	4271032	NTLALO SENIOR SECONDARY SCHOOL	3	8	59	41	69.5	17	58	17	29.3	7	47	24	51.1
	200600649	4271033	NYATHELA SENIOR SECONDARY SCHOOL	2	8	34	28	82.4	1	40	30	75.0	3	44	43	97.7
	200600670	4271034	PHAMBILI MZONTSUNDU SENIOR SECONDARY	3	23	27	27	100.0	10	35	30	85.7	36	72	46	63.9
	200600708	4271035	REX MDEBUKA SENIOR SECONDARY SCHOOL	3	15	17	16	94.1	19	55	40	72.7	3	32	27	84.4
	200400976	4271036	SAMUEL NOMBEWU SENIOR SECONDARY SCHO	2	2	55	34	61.8	0	35	27	77.1	7	70	61	87.1
	200400993	4271037	SIBABALE SENIOR SECONDARY SCHOOL	3	22	46	33	71.7	14	61	39	63.9	16	88	54	61.4
	200501098	4271038	SIDINANE SENIOR SECONDARY SCHOOL	2	80	97	84	86.6	59	209	119	56.9	123	291	205	70.4
	200601001	4271039	SIMPHIWE KHETHWA SECONDARY SCHOOL	3	0	18	14	77.8	0	30	27	90.0	0	39	35	89.7
	200600037	4271040	SIVUMELENE SENIOR SECONDARY SCHOOL	1	0	23	16	69.6	11	31	20	64.5	0	33	23	69.7
	200600795	4271042	ST TERESA HIGH SCHOOL	1	60	165	137	83.0	66	242	162	66.9	68	250	162	64.8
	200601149	4272043	STERKSPRUIT CHRISTIAN SCHOOL	99	0	15	14	93.3	0	22	20	90.9	0	21	21	100.0
	200600801	4271044	STERKSPRUIT SENIOR SECONDARY SCHOOL	3	84	154	110	71.4	43	167	81	48.5	20	183	98	53.6
	200501194	4271045	THAKABANNA SENIOR SECONDARY SCHOOL	1	44	54	42	77.8	21	100	61	61.0	6	143	92	64.3
	200401053	4271046	THOMAS NTABA SENIOR SECONDARY SCHOOL	2	25	76	63	82.9	10	64	36	56.3	12	95	72	75.8
	200600849	4271047	TLOKWENG SENIOR SECONDARY SCHOOL	1	84	163	102	62.6	108	355	150	42.3	46	406	225	55.4
	200501388	4271048	TSITSANA COMP S S SCHOOL	3	9	32	15	46.9	3	30	11	36.7	2	40	31	77.5
	200401085	4271049	UGIE HIGH SCHOOL	4	0	37	37	100.0	0	26	26	100.0	0	37	35	94.6
	200401361	4271050	UMTHAWELANGA S S SCHOOL	3	17	71	60	84.5	21	80	69	86.3	15	108	102	94.4
NELSON MANDELA METRO	200100019	4342098	AL AZHAR INSTITUTE	99	0	20	20	100.0	0	16	16	100.0	0	10	10	100.0
	200100021	4341002	ALEXANDER ROAD HIGH SCHOOL	5	0	210	202	96.2	0	239	222	92.9	0	234	221	94.4
	200100037	4341003	ARCADIA SENIOR SECONDARY SCHOOL	3	0	18	13	72.2	51	95	48	50.5	13	59	42	71.2
	200100957	4341004	BERTRAM SECONDARY SCHOOL	3	0	56	45	80.4	22	96	60	62.5	22	109	53	48.6
	200100064	4341005	BETHELSDORP COMPREHENSIVE SCHOOL	3	32	108	75	69.4	28	123	78	63.4	15	103	61	59.2
	200100239	4342103	BONZAI HIGH NORTH END SCHOOL	99									1	45	21	46.7
	200100079	4341006	BOOYSEN PARK SECONDARY SCHOOL	3	0	72	47	65.3	10	93	44	47.3	7	143	72	50.3
	200100312	4341007	BRANDWAG HIGH SCHOOL	5	0	157	154	98.1	0	154	150	97.4	0	165	158	95.8
	200100977	4342008	BRYLIN HIGH SCHOOL	99	1	18	16	88.9	1	17	17	100.0	0	21	18	85.7
	200100104	4343009	CAPE RECIFE HIGH SCHOOL	99	0	30	28	93.3	0	24	22	91.7	0	32	28	87.5

EASTERN CAPE																	
					2019				2020				2021				
District Name	EMIS No	Centre No	Centre Name	Quintile	Progressed No	Total Wrote	Total Achieved	% Achieved	Progressed No	Total Wrote	Total Achieved	% Achieved	Progressed No	Total Wrote	Total Achieved	% Achieved
NELSON MANDELA METRO	200100111	4341010	CHAPMAN HIGH SCHOOL	3	52	109	91	83.5	18	137	110	80.3	20	180	153	85.0
	200100114	4341011	CHATTY SENIOR SECONDARY SCHOOL	3	0	80	30	37.5	13	66	36	54.5	10	74	53	71.6
	200100118	4341012	CHUBEKILE SENIOR SECONDARY SCHOOL	3	15	67	38	56.7	7	38	27	71.1	0	70	41	58.6
	200100119	4341013	CINGANI HIGH SCHOOL	3	60	87	80	92.0	14	101	77	76.2	10	109	83	76.1
	200100131	4341014	COLLEGIATE GIRLS HIGH SCHOOL	5	0	156	156	100.0	0	126	126	100.0	0	134	134	100.0
	200100137	4341015	COSELELANI SENIOR SECONDARY SCHOOL	3	0	11	11	100.0	0	27	21	77.8	4	58	34	58.6
	200100139	4341016	COWAN HIGH SCHOOL	3	41	108	96	88.9	0	176	130	73.9	31	251	218	86.9
	200100909	4341017	DANIEL PIENAAR THS	5	2	129	113	87.6	0	138	120	87.0	0	139	116	83.5
	200100151	4341018	DAVID LIVINGSTONE SENIOR SECONDARY	3	26	31	18	58.1	13	34	18	52.9	9	45	29	64.4
	200100177	4341019	DOUGLAS MBOPA SENIOR SECONDARY	3	21	147	139	94.6	35	188	162	86.2	21	212	194	91.5
	200100190	4342021	EDU-COLLEGE HIGH SCHOOL	99	0	22	15	68.2	0	26	19	73.1	0	33	29	87.9
	200100954	4341023	ETHEMBENI ENRICHMENT CENTRE	3	2	76	64	84.2	0	61	55	90.2	3	87	83	95.4
	200100186	4341020	EZ KABANE HIGH SCHOOL	3	0	35	22	62.9	12	35	22	62.9	11	49	30	61.2
	200100238	4341024	GAMBLE STREET SECONDARY SCHOOL	3	45	150	102	68.0	32	148	86	58.1	49	198	118	59.6
	200100244	4341025	GELVANDALE HIGH SCHOOL	4	50	93	77	82.8	24	79	55	69.6	0	115	72	62.6
	200100277	4341026	GREY BOYS HIGH	5	0	183	180	98.4	0	176	173	98.3	0	165	165	100.0
	200100063	4342102	HAPPY HOME ACADEMY	3	0	27	18	66.7	2	39	28	71.8	0	66	47	71.2
	200100308	4341027	HILLSIDE SECONDARY SCHOOL	3	37	75	54	72.0	45	121	72	59.5	17	152	114	75.0
	200100033	4341028	HOERSKOOL ANDREW RABIE	4	3	51	46	90.2	0	53	51	96.2	0	112	101	90.2
	200100313	4341029	HOERSKOOL CILLIE	3	18	87	82	94.3	51	141	115	81.6	3	171	149	87.1
	200100162	4341031	HOERSKOOL DESPATCH	5	3	118	110	93.2	7	122	120	98.4	0	129	120	93.0
	200100165	4341030	HOERSKOOL DF MALHERBE	5	1	115	115	100.0	1	115	110	95.7	2	131	127	96.9
	200100230	4341032	HOERSKOOL FRAMESBY	5	0	165	159	96.4	0	161	159	98.8	0	173	170	98.3
	200100607	4341033	HOERSKOOL OTTO DU PLESSIS	5	0	126	103	81.7	5	134	104	77.6	3	179	147	82.1
	200101031	4342099	INSIGHT LEARNING CENTRE	99	0	4	3	75.0	0	0	0		0	3	3	100.0
	200100344	4341035	ITHEMBELIHLE COMPREHENSIVE SCHOOL	3	10	83	77	92.8	0	72	63	87.5	0	89	81	91.0
	200100347	4341036	JAMES JOLOBE SENIOR SECONDARY SCHOOL	3	36	28	24	85.7	17	48	14	29.2	9	73	46	63.0
	200100357	4341037	JOHN WALTON SECONDARY SCHOOL	3	42	120	95	79.2	39	106	76	71.7	41	151	108	71.5
	200100973	4342097	KABEGA CHRISTELIKE SKOOL	99	0	13	10	76.9	0	18	11	61.1	0	26	22	84.6
	200100892	4343038	KHANYISA SCHOOL FOR THE BLIND	99	0	4	3	75.0	0	9	7	77.8	0	7	6	85.7
	200100381	4341039	KHUMBULANI HIGH SCHOOL	3	22	101	64	63.4	0	125	74	59.2	7	153	111	72.5

EASTERN CAPE																	
					2019				2020				2021				
District Name	EMIS No	Centre No	Centre Name	Quintile	Progressed No	Total Wrote	Total Achieved	% Achieved	Progressed No	Total Wrote	Total Achieved	% Achieved	Progressed No	Total Wrote	Total Achieved	% Achieved
NELSON MANDELA METRO	200100384	4341034	KHWEZI LOMSO COMPREHENSIVE SCHOOL	3	7	246	168	68.3	17	228	188	82.5	13	253	213	84.2
	200100927	4341040	KWAMAGXAKI HIGH SCHOOL	3	0	86	61	70.9	0	129	92	71.3	22	177	140	79.1
	200100427	4341041	KWAZAKHELE HIGH SCHOOL	3	36	65	43	66.2	0	60	41	68.3	17	141	92	65.2
	200100449	4341042	LAWSON BROWN HIGH	3	2	128	110	85.9	0	157	125	79.6	0	150	136	90.7
	200100454	4341043	LIMEKHAYA SECONDARY SCHOOL	3	39	44	33	75.0	20	47	34	72.3	31	100	65	65.0
	200100133	4341044	LINKSIDE HIGH SCHOOL	5	3	124	106	85.5	0	124	101	81.5	5	117	105	89.7
	200100468	4341045	LOYISO SENIOR SECONDARY SCHOOL	3	39	69	53	76.8	0	79	13	16.5	11	150	69	46.0
	200100472	4341046	LUNGISA HIGH SCHOOL	3	0	58	32	55.2	9	103	32	31.1	33	106	33	31.1
	200100494	4341047	MARY MOUNT RC SECONDARY SCHOOL	5	2	60	41	68.3	4	76	68	89.5	1	89	81	91.0
	200100497	4341048	MASIBAMBANE SENIOR SECONDARY SCHOOL	3	34	48	22	45.8	16	57	18	31.6	18	93	49	52.7
	200100498	4341049	MASIPHATHISANE SENIOR SECONDARY	3	15	169	92	54.4	11	232	145	62.5	0	241	178	73.9
	200100503	4341050	MC CARTHY COMPREHENSIVE SCHOOL	3	96	25	14	56.0	38	58	15	25.9	12	75	38	50.7
	200100509	4341051	MFESANE SENIOR SECONDARY SCHOOL	3	39	65	49	75.4	48	119	77	64.7	10	208	151	72.6
	200100525	4341052	MOLLY BLACKBURN S S S	3	66	109	77	70.6	49	158	97	61.4	30	207	113	54.6
	200100117	4341053	MORNINGSIDE HIGH SCHOOL	5	14	99	74	74.7	0	136	100	73.5	0	162	143	88.3
	200100531	4341054	MOTHERWELL HIGH SCHOOL	3	34	98	90	91.8	15	92	85	92.4	0	178	169	94.9
	200100538	4341055	MUIR COLLEGE BOYS HIGH SCHOOL	5	1	70	64	91.4	1	76	71	93.4	0	81	78	96.3
	200100546	4341056	MZONTSUNDU SENIOR SECONDARY SCHOOL	3	8	53	34	64.2	41	60	31	51.7	25	102	73	71.6
	200101034	4342057	NASRUDDIN ISLAMIC HIGH SCHOOL	99	0	23	21	91.3	0	30	30	100.0	0	31	29	93.5
	200100555	4341058	NCEDO SENIOR SECONDARY SCHOOL	3	34	64	36	56.3	12	48	24	50.0	10	72	38	52.8
	200100556	4341059	NDYEBO SENIOR SECONDARY SCHOOL	3	25	55	52	94.5	29	99	59	59.6	14	103	70	68.0
	200100558	4341060	NDZONDELELO HIGH SCHOOL	3	60	187	134	71.7	59	210	141	67.1	27	304	180	59.2
	200100563	4341061	NEWELL PUBLIC SECONDARY SCHOOL	3	44	52	44	84.6	1	72	52	72.2	7	76	62	81.6
	200100567	4341062	NEWTON T H S	5	0	99	92	92.9	7	146	127	87.0	0	151	129	85.4
	200100572	4341063	NKULULEKO SENIOR SCONDARY SCHOOL	3	21	17	13	76.5	29	95	43	45.3	4	119	66	55.5
	200100893	4343064	NORTHERN LIGHTS SCHOOL	99	4	9	8	88.9	0	11	8	72.7	0	6	6	100.0
	200100618	4341065	PATERSON HIGH SCHOOL	3	6	96	79	82.3	13	100	81	81.0	16	130	100	76.9
	200100619	4341066	PEARSON HIGH SCHOOL	5	0	233	232	99.6	0	228	226	99.1	0	218	218	100.0
	200100626	4341067	PHAKAMISA SENIOR SECONDARY SCHOOL	3	21	45	32	71.1	6	42	26	61.9	3	67	32	47.8
	200100627	4341068	PHAPHANI SENIOR SECONDARY SCHOOL	3	17	28	24	85.7	10	55	36	65.5	9	98	82	83.7

EASTERN CAPE																	
					2019				2020				2021				
District Name	EMIS No	Centre No	Centre Name	Quintile	Progressed No	Total Wrote	Total Achieved	% Achieved	Progressed No	Total Wrote	Total Achieved	% Achieved	Progressed No	Total Wrote	Total Achieved	% Achieved
NELSON MANDELA METRO	200100638	4341069	QAPHELANI SENIOR SECONDARY SCHOOL	3	9	32	27	84.4	12	54	32	59.3	0	45	32	71.1
	200100650	4341070	RIEBEEK COLLEGE GIRLS HIGH SCHOOL	5	0	75	75	100.0	0	88	87	98.9	1	90	89	98.9
	200100657	4341071	ROCKLANDS INTERMEDIATE SCHOOL	2	26	24	20	83.3	14	51	34	66.7	0	77	49	63.6
	200100671	4341072	SAKHISIZWE SENIOR SECONDARY SCHOOL	3	13	42	21	50.0	15	38	18	47.4	0	74	41	55.4
	200100678	4341073	SANCTOR HIGH SCHOOL	3	0	161	120	74.5	37	214	138	64.5	4	230	180	78.3
	200100702	4341074	SISONKE SENIOR SECONDARY SCHOOL	3	26	33	19	57.6	5	23	14	60.9	11	48	21	43.8
	200100713	4341075	SOLOMON MAHLANGU HIGH SCHOOL	3	12	118	110	93.2	11	152	140	92.1	0	210	169	80.5
	200100716	4341076	SOPHAKAMA SENIOR SECONDARY SCHOOL	3	5	29	14	48.3	0	43	26	60.5	0	51	38	74.5
	200100717	4341077	SOQHAYISA SENIOR SECONDARY SCHOOL	3	6	86	85	98.8	0	89	89	100.0	0	148	148	100.0
	200100735	4341078	ST JAMES SECONDARY SCHOOL	4	6	82	69	84.1	1	74	55	74.3	2	97	70	72.2
	200100974	4345514	ST JUDES ACADEMY	99	0	24	3	12.5	3	15	0	0.0	0	9	0	0.0
	200100745	4341079	ST THOMAS SENIOR SECONDARY SCHOOL	3	13	115	86	74.8	14	121	78	64.5	31	140	104	74.3
	200100750	4341080	STRELITZIA HIGH SCHOOL	5	11	141	107	75.9	2	150	119	79.3	2	150	130	86.7
	200100918	4342083	THE HILL COLLEGE	99	0	30	30	100.0	0	31	31	100.0	0	34	33	97.1
	200100788	4341086	TINARA HIGH SCHOOL	3	8	12	11	91.7	6	29	26	89.7	5	42	32	76.2
	200100799	4341087	TYHILULWAZI SENIOR SECONDARY SCHOOL	3	0	44	30	68.2	6	44	23	52.3	13	80	43	53.8
	200100802	4341088	UITENHAGE SENIOR SECONDARY SCHOOL	4	32	217	161	74.2	41	219	166	75.8	8	224	187	83.5
	200100090	4342100	URBAN ACADEMY	99	0	51	38	74.5	0	58	48	82.8	0	71	59	83.1
	200100810	4341089	V M KWINANA S S S	3	43	63	54	85.7	39	136	91	66.9	13	135	101	74.8
	200100823	4341090	VICTORIA PARK HIGH SCHOOL	5	1	192	182	94.8	2	200	191	95.5	0	194	191	98.5
	200100830	4341091	VULUMZI SENIOR SECONDARY SCHOOL	3	22	42	34	81.0	21	76	55	72.4	9	103	82	79.6
	200100878	4341092	WALMER HIGH SCHOOL	3	41	92	70	76.1	23	99	82	82.8	26	111	100	90.1
	200100846	4341093	WESTERING HIGH SCHOOL	5	1	180	176	97.8	0	198	194	98.0	0	194	191	98.5
	200100851	4341094	WESTVILLE SECONDARY SCHOOL	3	0	94	86	91.5	18	116	88	75.9	7	176	153	86.9
	200100869	4341095	WOOLHOPE SECONDARY SCHOOL	4	11	150	130	86.7	14	174	138	79.3	8	206	163	79.1
	200100881	4341096	ZANOLWAZI SENIOR SECONDARY SCHOOL	3	37	52	27	51.9	23	70	31	44.3	20	90	53	58.9

EASTERN CAPE																	
District Name	EMIS No	Centre No	Centre Name	Quintile	2019				2020				2021			
					Progressed No	Total Wrote	Total Achieved	% Achieved	Progressed No	Total Wrote	Total Achieved	% Achieved	Progressed No	Total Wrote	Total Achieved	% Achieved
OR Tambo Coastal	200501424	4281001	BEN MALI SENIOR SECONDARY SCHOOL	1	105	75	65	86.7	73	98	56	57.1	22	171	95	55.6
	200400032	4281002	BHEKIZULU SENIOR SECONDARY SCHOOL	3	23	70	50	71.4	31	141	77	54.6	37	175	105	60.0
	200500046	4281003	BODWENI SENIOR SECONDARY SCHOOL	1	14	45	33	73.3	30	53	24	45.3	29	73	45	61.6
	200500057	4281004	BOTHA SGCAU SENIOR SECONDARY SCHOOL	1	25	31	30	96.8	0	43	22	51.2	0	52	26	50.0
	200500065	4281068	BUKAZI SENIOR SECONDARY SCHOOL	3					0	38	31	81.6	26	127	56	44.1
	200400066	4281078	CAGUBA S S S	2									0	33	25	75.8
	200401325	4281005	CHIEF HENRY BOKLENI SENIOR SECONDARY	2	49	84	69	82.1	27	151	82	54.3	13	213	100	46.9
	200400096	4281007	D Z DUMEZWENI S S S	1	35	70	64	91.4	1	83	69	83.1	0	162	111	68.5
	200401247	4281008	DALIBUNGA COMPREHENSIVE HIGH SCHOOL	1	7	38	32	84.2	1	50	37	74.0	8	116	81	69.8
	200401249	4281009	DIMANDA SENIOR SECONDARY SCHOOL	2	5	171	140	81.9	29	130	102	78.5	29	263	178	67.7
	200500233	4281010	FLAGSTAFF COMPREHENSIVE SCHOOL	3	44	56	50	89.3	53	133	74	55.6	4	139	91	65.5
	200400199	4281011	GCINUMTHETHO SENIOR SECONDARY SCHOOL	1	33	84	42	50.0	16	235	111	47.2	0	216	120	55.6
	200500251	4281069	GEBUZA SECONDARY SCHOOL	3	8	34	15	44.1	5	24	22	91.7	22	72	44	61.1
	200400211	4281012	GOBINAMBA TECH COMM SENIOR SECONDARY	2	6	39	23	59.0	25	111	31	27.9	2	67	33	49.3
	200501373	4281076	GWEBINDLALA SENIOR SECONDARY SCHOOL	1	6	11	11	100.0	1	31	23	74.2	0	40	14	35.0
	200400253	4281013	GXABA SENIOR SECONDARY SCHOOL	1	20	127	99	78.0	0	98	66	67.3	0	156	125	80.1
	200500293	4281014	HILLBROW SENIOR SECONDARY SCHOOL	3	78	80	69	86.3	42	229	139	60.7	25	260	205	78.8
	200500333	4281015	JIBA SENIOR SECONDARY SCHOOL	1	16	44	31	70.5	0	83	62	74.7	0	111	96	86.5
	200500334	4281016	JIKINDABA SENIOR SECONDARY SCHOOL	1	81	57	53	93.0	30	82	64	78.0	24	137	96	70.1
	200500395	4281017	LANGA SENIOR SECONDARY SCHOOL	3	99	99	97	98.0	39	188	152	80.9	9	199	179	89.9
	200501593	4282068	LUSIKISIKI CHRISTIAN SCHOOL	99	1	27	14	51.9	4	19	9	47.4	2	29	21	72.4
	200500482	4281018	LUTSHAYA SENIOR SECONDARY SCHOOL	1	56	86	77	89.5	40	100	76	76.0	52	276	152	55.1
	200401259	4281019	MABALENGWE SENIOR SECONDARY SCHOOL	1	24	36	28	77.8	6	65	37	56.9	0	73	57	78.1
	200401183	4281020	MABHULANA NDAMASE HIGH SCHOOL	1	10	39	20	51.3	0	41	4	9.8	25	83	23	27.7
	200400457	4281021	MAJALI TECHNICAL HIGH SCHOOL	1	19	91	55	60.4	52	189	90	47.6	0	232	113	48.7

EASTERN CAPE																	
					2019				2020				2021				
District Name	EMIS No	Centre No	Centre Name	Quintile	Progressed No	Total Wrote	Total Achieved	% Achieved	Progressed No	Total Wrote	Total Achieved	% Achieved	Progressed No	Total Wrote	Total Achieved	% Achieved
OR Tambo Coastal	200500542	4281022	MAKUKHANYE SENIOR SECONDARY SCHOOL	1	61	171	152	88.9	48	185	101	54.6	8	253	150	59.3
	200400479	4281023	MANGALA SENIOR SECONDARY SCHOOL	3	33	50	19	38.0	9	64	35	54.7	4	224	167	74.6
	200500605	4281024	MAYIBENYE SENIOR SECONDARY SCHOOL	1	64	125	114	91.2	17	121	94	77.7	15	256	116	45.3
	200500646	4281025	MDUTSHANE SENIOR SECONDARY SCHOOL	1	3	37	34	91.9	12	53	28	52.8	0	60	26	43.3
	200500653	4281026	MEYISI SENIOR SECONDARY SCHOOL	1	51	70	61	87.1	5	90	68	75.6	23	185	124	67.0
	200500659	4281075	MFUNDISWENI SENIOR SECONDARY SCHOOL	1	38	99	88	88.9	21	95	64	67.4	31	149	97	65.1
	200500664	4281027	MGEZWA SENIOR SECONDARY SCHOOL	2	39	157	142	90.4	57	225	185	82.2	43	369	282	76.4
	200500674	4281073	MHLANGA SENIOR SECONDARY SCHOOL	3	0	59	51	86.4	0	108	100	92.6	7	215	168	78.1
	200400596	4281028	MHLANGANISWENI COMM&TECH S S S	1	6	42	26	61.9	8	67	32	47.8	22	155	78	50.3
	200501427	4281029	MPINGANA SENIOR SECONDARY SCHOOL	1	21	49	44	89.8	20	36	29	80.6	18	64	50	78.1
	200500776	4281030	MQIKELA SENIOR SECONDARY SCHOOL	2	77	144	63	43.8	31	110	42	38.2	0	168	88	52.4
	200400676	4281031	MTWENI SENIOR SECONDARY SCHOOL	2	23	64	46	71.9	31	143	49	34.3	7	84	69	82.1
	200500820	4281071	MXHUME SENIOR SECONDARY SCHOOL	3	13	102	80	78.4	0	139	56	40.3	0	141	88	62.4
	200500854	4281032	NDALISO SENIOR SECONDARY SCHOOL	1	56	108	85	78.7	78	173	87	50.3	33	212	127	59.9
	200400716	4281033	NDAMASE SENIOR SECONDARY SCHOOL	2	29	274	212	77.4	58	330	212	64.2	15	381	247	64.8
	200500881	4281074	NGOBOZANA SECONDARY SCHOOL	3	29	64	37	57.8	2	77	65	84.4	6	148	94	63.5
	200400756	4281034	NGQELENI SENIOR SECONDARY SCHOOL	2	29	0	0		20	57	16	28.1	4	70	32	45.7
	200400775	4281035	NGUBEZULU SENIOR SECONDARY SCHOOL	2	49	105	91	86.7	43	119	79	66.4	4	163	118	72.4
	200500898	4281079	NGWENYENI S S S	2									0	59	42	71.2
	200400783	4281077	NKOS-MVINJELWA SENIOR SECONDARY SCHO	3					0	43	11	25.6	0	142	86	60.6
	200401238	4281036	NOGEMANE SENIOR SECONDARY SCHOOL	1	41	51	41	80.4	16	49	38	77.6	13	91	84	92.3
	200500957	4281037	NTAFUFU SENIOR SECONDARY SCHOOL	1	82	101	96	95.0	94	149	103	69.1	119	268	194	72.4
	200401329	4281038	NTSHILINI SENIOR SECONDARY SCHOOL	1	30	121	110	90.9	34	165	106	64.2	28	149	98	65.8
	200400895	4281039	NYANGILIZWE SENIOR SECONDARY SCHOOL	3	73	94	55	58.5	27	124	66	53.2	30	230	161	70.0
	200501006	4281040	PALMERTON HIGH SCHOOL	2	29	73	71	97.3	18	186	161	86.6	6	200	164	82.0

EASTERN CAPE																	
					2019				2020				2021				
District Name	EMIS No	Centre No	Centre Name	Quintile	Progressed No	Total Wrote	Total Achieved	% Achieved	Progressed No	Total Wrote	Total Achieved	% Achieved	Progressed No	Total Wrote	Total Achieved	% Achieved
OR Tambo Coastal	200400908	4281041	PANGELELE SENIOR SECONDARY SCHOOL	1	47	0	0		18	165	50	30.3	6	145	69	47.6
	200501017	4281042	PHAMBILI SENIOR SECONDARY SCHOOL	1	65	112	84	75.0	30	75	45	60.0	18	135	81	60.0
	200400918	4281043	PONDOLWENDLOVU SENIOR SECONDARY SCH	1	31	88	80	90.9	5	147	113	76.9	25	288	220	76.4
	200400926	4281044	PORT ST JOHNS S S S	3	35	114	90	78.9	62	219	97	44.3	0	174	85	48.9
	200501465	4282045	RIVERSIDE SENIOR SECONDARY SCHOOL	99	15	36	23	63.9	3	26	15	57.7	0	41	28	68.3
	200400977	4281046	SANDI SENIOR SECONDARY SCHOOL	1	33	56	56	100.0	0	100	95	95.0	0	209	198	94.7
	200501079	4281047	SANGONI SENIOR SECONDARY SCHOOL	2	86	293	198	67.6	14	173	139	80.3	7	262	217	82.8
	200400986	4281048	SEHUSHE COMM SCHOOL	2	36	148	126	85.1	14	127	90	70.9	4	250	197	78.8
	200501127	4281049	SIWALI SENIOR SECONDARY SCHOOL	1	47	79	68	86.1	9	87	74	85.1	27	208	139	66.8
	200401017	4281050	SMUTS NDAMASE S S S	1	11	78	17	21.8	2	122	60	49.2	6	158	108	68.4
	200501135	4281051	SOBABA HIGH SCHOOL	1	25	28	21	75.0	23	56	37	66.1	12	157	77	49.0
	200401032	4281052	ST PATRICKS SENIOR SECONDARY SCHOOL	3	48	164	131	79.9	32	229	154	67.2	12	283	192	67.8
	200501193	4281070	THABAZI SENIOR SECONDARY SCHOOL	3	0	98	72	73.5	11	91	64	70.3	12	160	147	91.9
	200501217	4281054	TOLI SENIOR SECONDARY SCHOOL	1	50	373	346	92.8	37	380	324	85.3	4	418	384	91.9
	200401076	4281055	TUTOR NDAMASE S S S	2	0	249	206	82.7	15	252	178	70.6	3	354	251	70.9
	200401092	4281056	UPPER CORANA SENIOR SECONDARY SCHOOL	3	11	65	31	47.7	13	66	44	66.7	8	86	52	60.5
	200401113	4281057	VAKELE TECHNICAL S S S	1	15	54	38	70.4	4	83	44	53.0	6	94	43	45.7
	200401115	4281058	VICTOR POTO SENIOR SECONDARY SCHOOL	1	27	119	101	84.9	31	138	104	75.4	55	184	157	85.3
	200401130	4281059	VULINDLELA SENIOR SECONDARY SCHOOL	1	41	179	74	41.3	46	143	64	44.8	38	170	80	47.1
	200501285	4281060	VULINDLELA SENIOR SECONDARY SCHOOL	1	40	100	84	84.0	0	110	84	76.4	0	166	135	81.3
	200401139	4281061	WABAN SENIOR SECONDARY SCHOOL	1	13	54	46	85.2	4	78	52	66.7	5	117	93	79.5
	200501290	4281062	WALTER CINGO SENIOR SECONDARY SCHOOL	1	26	145	134	92.4	0	208	197	94.7	21	281	232	82.6
	200401148	4281063	XHENTSE SENIOR SECONDARY SCHOOL	1	18	38	20	52.6	10	54	19	35.2	7	60	27	45.0
	200401302	4281064	ZANOKHANYO SENIOR SECONDARY SCHOOL	2	8	171	130	76.0	3	195	138	70.8	2	245	183	74.7
	200501342	4281065	ZWELIBONGILE SENIOR SECONDARY SCHOOL	2	20	56	42	75.0	16	110	45	40.9	34	148	62	41.9

EASTERN CAPE																	
					2019				2020				2021				
District Name	EMIS No	Centre No	Centre Name	Quintile	Progressed No	Total Wrote	Total Achieved	% Achieved	Progressed No	Total Wrote	Total Achieved	% Achieved	Progressed No	Total Wrote	Total Achieved	% Achieved
OR TAMBO INLAND	200404017	4291001	A V PLATJIE S S S	3	5	171	117	68.4	0	69	37	53.6	8	65	46	70.8
	200401228	4291002	ATTWELL MADALA HIGH SCHOOL	4	59	191	150	78.5	0	252	139	55.2	39	208	158	76.0
	200400015	4291003	BAMBILANGA SENIOR SECONDARY SCHOOL	1	13	31	25	80.6	0	67	38	56.7	0	71	51	71.8
	200400024	4291004	BAZINDLOVU SENIOR SECONDARY SCHOOL	2	19	162	133	82.1	0	194	152	78.4	30	187	104	55.6
	200400034	4291005	BELE ZINGCUKA TECHNICAL COLLEGE	3	9	31	29	93.5	5	39	36	92.3	3	38	35	92.1
	200500072	4291006	BUWA SENIOR SECONDARY SCHOOL	1	10	29	22	75.9	4	36	16	44.4	3	94	49	52.1
	200400067	4291007	CAMERON NGUDLE S S S	2	7	25	23	92.0	8	40	36	90.0	7	42	31	73.8
	200400077	4291008	CHIEF N Z MTIRARA S S S	3	90	68	57	83.8	0	63	24	38.1	0	81	39	48.1
	200404018	4292103	CHRIST THE KING INT SCHOOL	99	0	57	32	56.1	0	34	24	70.6	0	19	11	57.9
	200400102	4291009	DALIBASO SENIOR SECONDARY SCHOOL	2	30	378	262	69.3	0	282	116	41.1	0	351	156	44.4
	200400106	4291010	DALINDYEBO SENIOR SECONDARY SCHOOL	1	60	196	105	53.6	0	169	67	39.6	0	202	66	32.7
	200400108	4291011	DALUHLANGA SENIOR SECONDARY SCHOOL	1	6	14	13	92.9	8	23	13	56.5	1	35	28	80.0
	200400110	4291012	DALUKHANYO SENIOR SECONDARY SCHOOL	3	10	41	28	68.3	0	30	13	43.3	0	30	18	60.0
	200400128	4291013	DILIZINTABA SENIOR SECONDARY SCHOOL	2	38	48	29	60.4	36	58	27	46.6	6	65	46	70.8
	200400136	4291014	DUDUMAYO SENIOR SECONDARY SCHOOL	1	83	105	88	83.8	0	157	117	74.5	0	200	141	70.5
	200401308	4291015	DUMRANA SENIOR SECONDARY SCHOOL	1	15	35	26	74.3	0	50	30	60.0	0	35	27	77.1
	200501398	4291016	DWEBA SENIOR SECONDARY SCHOOL	1	31	55	46	83.6	7	56	49	87.5	6	100	81	81.0
	200400144	4291017	E N SEKU SENIOR SECONDARY SCHOOL	1	3	28	25	89.3	0	61	37	60.7	5	42	34	81.0
	200401369	4293018	EFATA SCHOOL FOR THE BLIND & DEAF	99	2	7	6	85.7	0	7	4	57.1	0	9	5	55.6
	200401283	4291019	EXCELSIOR SENIOR SECONDARY SCHOOL	4	35	104	101	97.1	0	114	109	95.6	0	112	110	98.2
	200400200	4291020	GCISA SENIOR SECONDARY SCHOOL	2	4	17	15	88.2	12	33	13	39.4	4	38	19	50.0
	200400208	4291105	GENERAL MAQHUTYANA TECHNICAL HIGH SC	3	2	19	18	94.7	0	56	54	96.4	0	76	72	94.7
	200400205	4291021	GENGQE SENIOR SECONDARY SCHOOL	2	0	14	12	85.7	0	54	30	55.6	1	115	78	67.8
	200400805	4291022	GOBINAMBA SENIOR SECONDARY SCHOOL	2	11	50	43	86.0	0	63	35	55.6	0	99	61	61.6
	200400581	4291023	GOBIZIZWE SENIOR SECONDARY SCHOOL	3	4	12	12	100.0	0	44	43	97.7	0	83	79	95.2
	200400264	4291024	HLABATSHANE SENIOR SECONDARY SCHOOL	1	6	37	18	48.6	0	40	16	40.0	0	51	34	66.7

EASTERN CAPE																	
					2019				2020				2021				
District Name	EMIS No	Centre No	Centre Name	Quintile	Progressed No	Total Wrote	Total Achieved	% Achieved	Progressed No	Total Wrote	Total Achieved	% Achieved	Progressed No	Total Wrote	Total Achieved	% Achieved
OR TAMBO INLAND	200401311	4291025	HOLOMISA SENIOR SECONDARY SCHOOL	3	33	96	64	66.7	0	80	48	60.0	10	94	65	69.1
	200400272	4291100	HOLY CROSS SENIOR SECONDARY SCHOOL	1	33	175	145	82.9	0	192	154	80.2	9	213	177	83.1
	200401415	4292027	HOLYCROSS EDUCATION CENTRE	99	0	86	84	97.7	0	82	77	93.9	1	107	104	97.2
	200401387	4291028	IKWEZI TECHNICAL SKILL CENTRE	4	4	48	40	83.3	0	64	35	54.7	19	89	59	66.3
	200400933	4291101	JENCA SENIOR SECONDARY SCHOOL	99	12	50	20	40.0	0	40	35	87.5	5	65	61	93.8
	200400286	4291029	JIXINI SENIOR SECONDARY SCHOOL	3	17	31	20	64.5	0	124	73	58.9	0	121	86	71.1
	200400293	4291030	JONGILIZWE SENIOR SECONDARY SCHOOL	3	74	70	52	74.3	18	80	43	53.8	25	143	87	60.8
	200400300	4291031	JONGINTABA SENIOR SECONDARY SCHOOL	1	122	140	109	77.9	0	165	139	84.2	0	306	284	92.8
	200400308	4291032	JOUBERT LUDIDI S S S	2	28	28	19	67.9	39	69	20	29.0	22	68	27	39.7
	200401333	4291033	JOYI SENIOR SECONDARY SCHOOL	2	22	47	32	68.1	0	50	13	26.0	15	64	26	40.6
	200401269	4291034	JUMBA SENIOR SECONDARY SCHOOL	3	28	66	59	89.4	0	103	25	24.3	15	89	62	69.7
	200401410	4292104	KHANYA PRIVATE SCHOOL	99	0	11	6	54.5	0	4	0	0.0	0	94	53	56.4
	200401303	4292035	KHANYISA SENIOR SECONDARY SCHOOL	99	0	242	190	78.5	0	246	211	85.8	0	314	244	77.7
	200401390	4292036	KINGS COMMERCIAL COLLEGE	99	14	86	82	95.3	0	71	66	93.0	0	100	94	94.0
	200400310	4291037	KT MCHASA SENIOR SECONDARY SCHOOL	3	76	146	122	83.6	69	192	153	79.7	41	264	199	75.4
	200400336	4291038	KULANATHI SENIOR SECONDARY SCHOOL	3	70	28	19	67.9	0	48	8	16.7	0	68	25	36.8
	200401300	4291039	KWANOBUHLE SENIOR SECONDARY SCHOOL	1	105	45	36	80.0	0	70	52	74.3	8	81	60	74.1
	200400357	4291040	LESLIE NKALA SENIOR SECONDARY SCHOOL	3	26	65	30	46.2	0	39	22	56.4	0	84	53	63.1
	200400363	4291041	LITTLE FLOWER S S S	3	28	92	73	79.3	81	148	51	34.5	25	145	91	62.8
	200400419	4291042	LUTUBENI SENIOR SECONDARY SCHOOL	1	39	80	64	80.0	0	81	59	72.8	16	110	47	42.7
	200400364	4291043	LUTUKA SENIOR SECONDARY SCHOOL	3	27	130	91	70.0	43	153	57	37.3	26	173	102	59.0
	200400285	4291044	MANDELA SCHOOL OF SCIENCE AND TECH	1	0	97	86	88.7	0	76	53	69.7	0	74	68	91.9
	200404028	4291045	MANZOLWANDLE SANDILE S S S	3	14	40	27	67.5	0	58	30	51.7	0	88	63	71.6
	200400518	4291046	MAXWELE SENIOR SECONDARY SCHOOL	3	9	56	41	73.2	0	86	38	44.2	0	83	59	71.1
	200400540	4291106	MBONGWENI SENIOR SECONDARY SCHOOL	3	0	31	5	16.1	0	25	12	48.0	0	48	23	47.9
	200400576	4291048	MENZIWA SENIOR SECONDARY SCHOOL	1	0	196	142	72.4	0	252	179	71.0	0	335	263	78.5

EASTERN CAPE																	
					2019				2020				2021				
District Name	EMIS No	Centre No	Centre Name	Quintile	Progressed No	Total Wrote	Total Achieved	% Achieved	Progressed No	Total Wrote	Total Achieved	% Achieved	Progressed No	Total Wrote	Total Achieved	% Achieved
OR TAMBO INLAND	200400602	4291049	MILTON DALASILE S S S	1	5	50	31	62.0	0	45	13	28.9	0	50	27	54.0
	200400603	4291050	MILTON MBEKELA S S S	2	46	181	144	79.6	0	193	147	76.2	0	270	205	75.9
	200400642	4291052	MPEKO SENIOR SECONDARY SCHOOL	3	12	59	49	83.1	0	73	30	41.1	3	76	38	50.0
	200401306	4291053	MPINDWENI SENIOR SECONDARY SCHOOL	3	30	61	44	72.1	0	71	47	66.2	0	94	49	52.1
	200400671	4291054	MTENGWANE SENIOR SECONDARY SCHOOL	2	34	60	45	75.0	12	53	42	79.2	13	73	59	80.8
	0	4295505	NCAMBEDLANA PRIVATE CENTRE	1									0	19	15	78.9
	200401343	4291056	NGANGELIZWE SENIOR SECONDARY SCHOOL	3	0	117	109	93.2	0	96	89	92.7	11	215	202	94.0
	200400764	4291104	NGQWALA SENIOR SECONDARY SCHOOL	3	21	49	22	44.9	0	38	25	65.8	4	35	31	88.6
	200400772	4291057	NGUBESIZWE SENIOR SECONDARY SCHOOL	3	13	40	36	90.0	0	64	50	78.1	0	63	55	87.3
	200401335	4291058	NGWAYIBANJWA SENIOR SECONDARY SCHOOL	3	43	62	57	91.9	0	113	72	63.7	0	150	97	64.7
	200401297	4291059	NOZUKO SENIOR SECONDARY SCHOOL	1	81	96	81	84.4	0	126	104	82.5	31	240	192	80.0
	200400847	4291060	NQWILISO SENIOR SECONDARY SCHOOL	1	31	75	44	58.7	17	73	47	64.4	13	90	64	71.1
	200400945	4291061	QINGQOLO S S S	1	3	29	21	72.4	0	50	33	66.0	5	73	52	71.2
	200401252	4291062	QOKOLWENI SENIOR SECONDARY SCHOOL	3	22	88	80	90.9	0	96	69	71.9	20	132	102	77.3
	200401389	4291063	QUMBU TECHNICAL HIGH SCHOOL	2	34	50	36	72.0	13	45	26	57.8	4	48	31	64.6
	200400958	4291064	QUMBU VILLAGE S S S	3	79	141	106	75.2	28	151	104	68.9	31	239	138	57.7
	200401286	4291065	REUBEN NTULI SENIOR SECONDARY SCHOOL	3	8	39	38	97.4	6	56	23	41.1	0	31	19	61.3
	200400979	4291066	SANDY NAJEKE S S S	3	15	15	14	93.3	4	14	13	92.9	6	21	13	61.9
	200400985	4291102	SEA VIEW SECONDARY SCHOOL	1	10	208	129	62.0	0	190	92	48.4	0	135	63	46.7
	200400989	4291067	SHAWBURY SENIOR SECONDARY SCHOOL	2	38	150	101	67.3	29	172	106	61.6	18	224	175	78.1
	200400005	4291068	SINOLWAZI SENIOR SECONDARY SCHOOL	3	0	84	74	88.1	0	101	88	87.1	0	146	130	89.0
	200401291	4291070	SOMAGUNYA SENIOR SECONDARY SCHOOL	2	25	25	18	72.0	0	41	25	61.0	1	93	39	41.9
	200401299	4291103	SOUTHERNWOOD HIGH SCHOOL	99	0	25	17	68.0	0	37	31	83.8	0	63	47	74.6
	200401027	4291072	ST BARTHOLOMEWS S S S	2	58	68	55	80.9	0	51	13	25.5	33	66	31	47.0
	200401028	4291071	ST CUTHBERTS S S S	3	4	48	22	45.8	2	32	16	50.0	0	48	23	47.9
	200401288	4291073	ST JOHNS COLLEGE	4	15	432	355	82.2	0	360	328	91.1	0	431	333	77.3
	200404020	4292074	ST JUDE PRIVATE SCHOOL	99	0	19	14	73.7	0	16	13	81.3	0	43	30	69.8
	200404015	4292075	ST MARTINS SCHOOL	99	0	37	14	37.8	0	29	19	65.5	0	51	46	90.2

EASTERN CAPE																	
					2019				2020				2021				
District Name	EMIS No	Centre No	Centre Name	Quintile	Progressed No	Total Wrote	Total Achieved	% Achieved	Progressed No	Total Wrote	Total Achieved	% Achieved	Progressed No	Total Wrote	Total Achieved	% Achieved
OR TAMBO INLAND	200401035	4291077	SULENKAMA SENIOR SECONDARY SCHOOL	2	38	30	25	83.3	41	69	30	43.5	27	76	40	52.6
	200401041	4291078	TANDANANI SENIOR SECONDARY SCHOOL	2	29	53	44	83.0	17	61	24	39.3	11	55	39	70.9
	200501219	4291079	TOLWENI SENIOR SECONDARY SCHOOL	1	21	95	65	68.4	0	79	24	30.4	3	54	33	61.1
	200401069	4291080	TSHONGWENI SENIOR SECONDARY SCHOOL	3	10	94	70	74.5	4	21	9	42.9	5	29	13	44.8
	200400359	4291081	TSOLO HIGH SCHOOL	3	16	56	50	89.3	32	69	41	59.4	16	78	50	64.1
	200400086	4291082	TYELINZIMA HIGH SCHOOL	1	0	89	76	85.4	0	118	96	81.4	0	142	90	63.4
	200401089	4291084	UMTATA HIGH SCHOOL	4	9	118	101	85.6	0	83	74	89.2	9	99	94	94.9
	200404014	4291085	UMTATA INTERNATIONAL SCHOOL	4	34	110	81	73.6	0	129	97	75.2	7	148	117	79.1
	200401340	4291086	UMTATA TECHNICAL COLLEGE	3	45	126	109	86.5	0	143	98	68.5	18	156	120	76.9
	200401321	4291087	UPPER CULUNCA S S S	1	13	16	7	43.8	5	24	16	66.7	5	27	16	59.3
	200401104	4291088	UPPER MPAKO SENIOR SECONDARY SCHOOL	1	0	137	80	58.4	0	121	43	35.5	0	154	70	45.5
	200401143	4291090	WELSH SENIOR SECONDARY SCHOOL	1	12	39	22	56.4	23	46	12	26.1	8	78	41	52.6
	200400313	4291091	WILO COMPREHENSIVE S S S	3	2	22	19	86.4	0	19	14	73.7	1	34	27	79.4
	200401150	4291093	XOLILIZWE SANGONI SENIOR SECONDARY	3	17	25	19	76.0	0	40	25	62.5	11	38	32	84.2
	200401166	4291094	ZAMAKULUNGISA S S S	3	92	137	106	77.4	0	141	80	56.7	29	216	172	79.6
	200401173	4291095	ZANGQELE SENIOR SECONDARY SCHOOL	3	19	26	17	65.4	0	55	30	54.5	4	65	46	70.8
	200401191	4291096	ZIMELE HIGH SCHOOL	3	45	212	188	88.7	0	225	192	85.3	2	293	218	74.4
	200401304	4291097	ZINGISA COMPREHENSIVE SCHOOL	5	10	211	172	81.5	0	233	209	89.7	0	232	221	95.3
	200401210	4291098	ZWELIBANGILE SENIOR SECONDARY SCHOOL	3	24	36	18	50.0	0	18	14	77.8	0	55	22	40.0
	200401225	4291099	ZWELODUMO SENIOR SECONDARY SCHOOL	3	25	69	49	71.0	0	55	34	61.8	12	149	89	59.7
SARAH BAARTMAN	200100005	4351001	ABERDEEN SENIOR SECONDARY SCHOOL	3	24	23	10	43.5	19	40	16	40.0	7	59	38	64.4
	200100018	4351002	AEROVILLE SENIOR SECONDARY SCHOOL	3	50	84	61	72.6	12	98	48	49.0	10	156	90	57.7
	200100024	4351003	ALEXANDRIA HIGH SCHOOL	3	0	43	32	74.4	2	54	28	51.9	0	46	24	52.2
	200100041	4351004	ASHERVILLE SENIOR SECONDARY SCHOOL	3	25	49	38	77.6	31	57	20	35.1	19	95	41	43.2
	200100105	4351005	CAREL DU TOIT HIGH SCHOOL	3	21	37	15	40.5	21	36	10	27.8	2	35	26	74.3
	200101024	4351006	COOKHOUSE SENIOR SECONDARY SCHOOL	3	3	20	5	25.0	2	10	4	40.0	3	21	11	52.4
	0	4352055	EL SHADDAI CHRISTIAN ACADEMY	4					0	12	10	83.3	0	10	9	90.0
	200100240	4351007	GCINIBUZWE COMBINED SCHOOL	3	4	9	8	88.9	0	8	8	100.0	0	8	8	100.0
	200100250	4351008	GILL COLLEGE	5	0	48	46	95.8	0	53	51	96.2	0	58	57	98.3

EASTERN CAPE																	
					2019				2020				2021				
District Name	EMIS No	Centre No	Centre Name	Quintile	Progressed No	Total Wrote	Total Achieved	% Achieved	Progressed No	Total Wrote	Total Achieved	% Achieved	Progressed No	Total Wrote	Total Achieved	% Achieved
SARAH BAARTMAN	200101041	4352054	GLOBAL LEADERSHIP ACADEMY	99	0	46	46	100.0	0	61	61	100.0	0	73	73	100.0
	200100270	4351010	GRAEME COLLEGE BOYS HIGH	5	3	49	46	93.9	2	60	58	96.7	2	59	57	96.6
	200100291	4351011	HANKEY SENIOR SECONDARY SCHOOL	3	28	80	39	48.8	30	67	31	46.3	22	112	61	54.5
	200100300	4351012	HENDRICK KANISE COMBINED SCHOOL	3	6	18	15	83.3	2	28	26	92.9	4	28	24	85.7
	200100311	4351013	HOER VOLKSKOOL	5	3	50	50	100.0	1	60	58	96.7	0	56	55	98.2
	200100314	4351014	HOERSKOOL JANSENVILLE	3	12	37	32	86.5	4	28	28	100.0	9	40	37	92.5
	200100315	4351015	HOERSKOOL MCLACHLAN	4	0	23	21	91.3	0	23	23	100.0	0	27	26	96.3
	200100571	4351016	HOERSKOOL NICO MALAN	5	0	143	137	95.8	0	153	150	98.0	1	147	142	96.6
	200100612	4351017	HOERSKOOL P J OLIVIER	5	3	20	20	100.0	2	29	28	96.6	0	41	35	85.4
	200100325	4351018	HUMANSDORP SENIOR SECONDARY SCHOOL	3	56	231	177	76.6	55	211	125	59.2	24	305	193	63.3
	200100375	4351019	IKAMVALESIZWE COMBINED SCHOOL	3	3	32	11	34.4	15	51	21	41.2	5	43	33	76.7
	200100298	4352001	JBAY ACADEMY HIGH SCHOOL	99	0	28	20	71.4	3	29	26	89.7	0	28	26	92.9
	200100367	4351020	JEFFREYS BAY COMPREHENSIVE SECONDARY	4	36	80	53	66.3	17	105	58	55.2	6	141	87	61.7
	200100359	4351021	JOHNSON NQONQOZA SENIOR SECONDARY	3	14	41	38	92.7	13	49	39	79.6	6	77	60	77.9
	200100382	4351023	KHUTLISO DANIELS SECONDARY SCHOOL	3	53	22	11	50.0	10	36	28	77.8	4	49	41	83.7
	200100390	4351024	KIRKWOOD HIGH SCHOOL	4	0	26	26	100.0	0	26	25	96.2	0	29	29	100.0
	200100398	4351025	KLIPPLAAT SENIOR SECONDARY SCHOOL	3	4	1	1	100.0	2	11	7	63.6	0	17	16	94.1
	200100419	4351026	KUYASA COMBINED SCHOOL	3	0	59	53	89.8	0	75	67	89.3	0	62	59	95.2
	200100473	4351027	LUNGISO PUBLIC HIGH SCHOOL	3	14	80	33	41.3	32	108	46	42.6	20	100	72	72.0
	200100493	4351028	MARY WATER HIGH SCHOOL	3	36	116	84	72.4	8	61	47	77.0	10	119	93	78.2
	200100529	4351029	MOSES MADIBA SENIOR SECONDARY SCHOOL	3	14	39	26	66.7	23	53	35	66.0	0	50	31	62.0
	200100553	4351030	NATHANIEL NYALUZA SECONDARY SCHOOL	3	7	57	20	35.1	5	40	25	62.5	14	66	42	63.6
	200100580	4351031	NOMBULELO SECONDARY SCHOOL	3	44	100	79	79.0	29	89	62	69.7	8	85	73	85.9
	200100582	4351032	NOMPUCUKO COMBINED SCHOOL	3	10	21	9	42.9	8	36	10	27.8	0	30	18	60.0
	200100583	4351033	NOMZAMO SECONDARY SCHOOL	3	39	36	28	77.8	26	47	32	68.1	15	66	41	62.1
	200100592	4351034	NQWEBA SENIOR SECONDARY SCHOOL	3	27	54	47	87.0	22	65	49	75.4	30	88	46	52.3
	200100597	4351035	NTSIKA SECONDARY SCHOOL	3	15	87	67	77.0	5	104	88	84.6	1	136	108	79.4
	200100917	4351036	PATENSIE SECONDARY SCHOOL	3	7	17	9	52.9	10	38	20	52.6	8	49	21	42.9

EASTERN CAPE																	
District Name	EMIS No	Centre No	Centre Name	Quintile	2019				2020				2021			
					Progressed No	Total Wrote	Total Achieved	% Achieved	Progressed No	Total Wrote	Total Achieved	% Achieved	Progressed No	Total Wrote	Total Achieved	% Achieved
SARAH BAARTMAN	200100937	4351037	PAUL SAUER HIGH SCHOOL	4	0	32	28	87.5	1	39	36	92.3	0	37	37	100.0
	200100621	4351038	PEARSTON SENIOR SECONDARY|SCHOOL	3	8	16	10	62.5	14	37	11	29.7	3	22	8	36.4
	200100632	4351039	PORT ALFRED HIGH SCHOOL	5	0	75	67	89.3	0	59	56	94.9	0	61	58	95.1
	200100640	4351040	QHAYIYALETHU F E T	3	43	24	10	41.7	5	23	16	69.6	7	52	27	51.9
	200100674	4351042	SAMKELWE SENIOR SECONDARY SCHOOL	3	0	26	24	92.3	10	37	20	54.1	0	45	33	73.3
	200100680	4351043	SANDISULWAZI HIGH SCHOOL	3	0	15	4	26.7	5	31	12	38.7	1	44	19	43.2
	200100722	4351045	SPANDAU SENIOR SECONDARY|SCHOOL	3	40	94	64	68.1	28	114	52	45.6	14	141	87	61.7
	200100731	4351047	ST COLMCILLE SENIOR SECONDARY SCHOOL	3	38	23	21	91.3	12	51	36	70.6	9	60	46	76.7
	200100767	4351048	T EM MRWETYANA SENIOR SECONDARY	3	18	13	9	69.2	7	38	13	34.2	0	26	19	73.1
	200100806	4351049	UKHANYO SECONDARY SCHOOL	3	2	26	14	53.8	10	44	27	61.4	9	69	38	55.1
	200100807	4351050	UNION HIGH SCHOOL	5	0	70	64	91.4	0	57	55	96.5	1	56	56	100.0
	200100814	4351051	VELILE SENIOR SECONDARY SCHOOL	3	23	26	23	88.5	8	36	25	69.4	23	75	38	50.7
	200100820	4351052	VICTORIA GIRLS HIGH SCHOOL	5	3	76	74	97.4	1	83	83	100.0	0	82	82	100.0
	200100858	4351053	WILLOWMORE SENIOR SECONDARY SCHOOL	3	11	49	20	40.8	4	50	34	68.0	15	104	55	52.9

FREE STATE

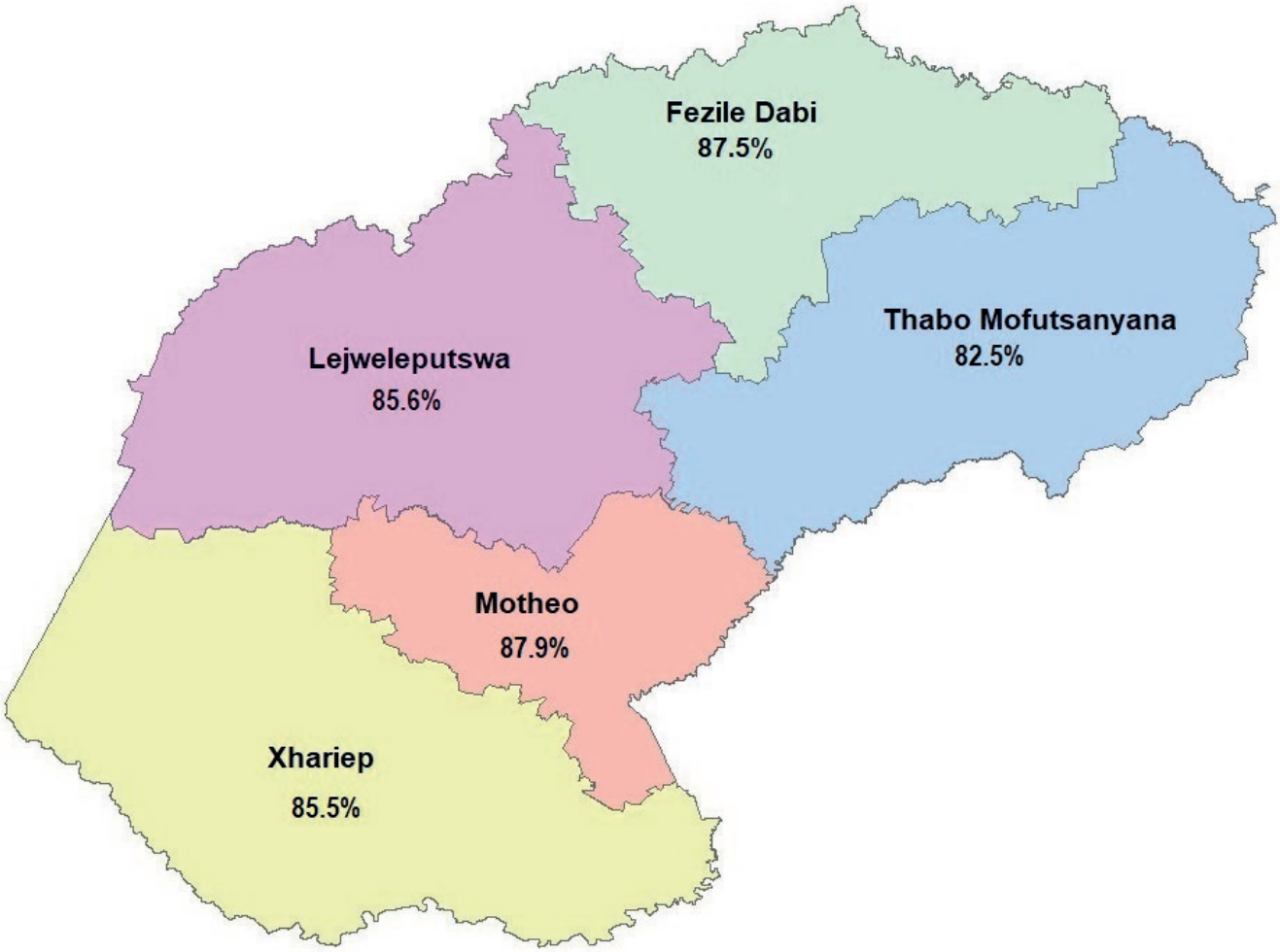
Fezile Dabi
87.5%
Thabo Mofutsanyana
82.5%
Lejweleputswa
85.6%
Motheo
87.9%
Xhariep
85.5%

FREE STATE																	
District Name	EMIS No	Centre No	Centre Name	Quintile	2019				2020				2021			
					Progressed No	Total Wrote	Total Achieved	% Achieved	Progressed No	Total Wrote	Total Achieved	% Achieved	Progressed No	Total Wrote	Total Achieved	% Achieved
Fezile Dabi	442506316	3202001	AFRIKAANSE HSKOOL KROONSTAD	5	0	67	66	98.5	0	55	55	100.0	0	70	70	100.0
	443611240	3201001	AFRIKAANSE HSKOOL SASOLBURG	5	9	93	86	92.5	3	106	96	90.6	4	119	106	89.1
	443011135	3201002	BARNARD MOLOKOANE SS	1	51	77	77	100.0	15	104	94	90.4	24	121	114	94.2
	442506237	3202002	BODIBENG SS	2	31	56	48	85.7	36	97	78	80.4	19	97	88	90.7
	444611126	3202004	BOIPHIHLELO SS	1	44	97	90	92.8	7	62	55	88.7	0	104	98	94.2
	443011180	3201004	BOITLAMO SS	1	22	72	43	59.7	15	74	60	81.1	3	100	77	77.0
	445802162	3201060	BOKAMOSO SI/S	3									0	7	7	100.0
	444510328	3201005	BONGANE-LEBOHANG SS	1	24	43	41	95.3	24	76	63	82.9	14	66	56	84.8
	442506332	3202005	BRENTPARK CS	3	24	102	73	71.6	22	68	46	67.6	9	87	51	58.6
	442506338	3202006	CALCULUS KOLLEGE CI/S	99	0	15	14	93.3	0	7	7	100.0	0	19	18	94.7
	443611168	3201006	CEDAR SS	3	1	113	101	89.4	56	115	91	79.1	10	101	89	88.1
	442506199	3202009	DR REGINALD CINGO CSS	3	26	103	96	93.2	15	115	111	96.5	24	138	133	96.4
	441610084	3201007	FALESIZWE SS	1	35	121	116	95.9	32	121	108	89.3	20	200	149	74.5
	441811277	3202011	HEILBRON CS	5	0	32	32	100.0	0	29	29	100.0	0	24	24	100.0
	443611245	3201010	HTS SASOLBURG	5	2	62	48	77.4	6	72	53	73.6	9	59	47	79.7
	443611134	3201011	IKETSETSENG CSS	3	75	187	179	95.7	16	210	192	91.4	4	357	319	89.4
	442506339	3202013	JSM SETILOANE SS	3	9	27	26	96.3	0	33	30	90.9	0	40	38	95.0
	443611280	3201051	KAHOBOTJHA-SAKUBUSHA SS	3	47	129	117	90.7	20	113	96	85.0	5	150	140	93.3
	442506078	3202014	KANANELO SS	3	36	204	184	90.2	37	169	138	81.7	17	177	160	90.4
	445802172	3201052	KATLEHO-MPUMELELO	3	0	24	24	100.0	7	49	48	98.0	0	128	123	96.1
	444306340	3202015	KGABARENG TS	1	33	57	44	77.2	19	49	49	100.0	11	90	80	88.9
	444306234	3202016	KGOLAGANO SS	1	52	153	150	98.0	37	121	108	89.3	13	183	162	88.5
	442506348	3202070	KROONSTAD AKADEMIE CI/S	4									0	14	12	85.7
	442506318	3202019	KROONSTAD CSS	5	3	135	125	92.6	2	115	104	90.4	1	127	123	96.9
	442411129	3202021	KWAKWATSI SS	2	38	74	66	89.2	30	59	41	69.5	0	110	88	80.0
	443611141	3201012	LE NOTSI SS	2	43	32	30	93.8	29	40	35	87.5	13	39	34	87.2
	442510187	3202025	MATLWANGTLWANG SS	2	41	66	58	87.9	40	87	45	51.7	36	109	80	73.4
	441811178	3201015	METSIMATLE SS	2	9	33	33	100.0	0	31	25	80.6	0	54	44	81.5
	441610200	3201016	MFUNDO THUTO SS	2	32	87	83	95.4	48	120	108	90.0	25	140	114	81.4
	442506203	3202026	MOTSWELA SS	3	31	79	72	91.1	31	81	73	90.1	11	110	94	85.5
	440506229	3202028	NAMPO ASS	1	2	36	36	100.0	2	49	47	95.9	1	33	28	84.8
	442506241	3202029	NGWATHE SS	2	31	51	50	98.0	32	74	72	97.3	0	64	63	98.4
	443611068	3201018	NKGOPOLENG SS	3	98	125	118	94.4	55	112	96	85.7	32	206	146	70.9
	443611181	3201019	NOMSA SS	2	53	111	89	80.2	16	106	71	67.0	24	137	83	60.6
	443011241	3201020	PARYS SKOOL SS	5	5	103	100	97.1	0	90	81	90.0	0	100	94	94.0
	443611162	3201021	PELE-YA-PELE SS	3	24	52	51	98.1	0	63	44	69.8	4	74	67	90.5
	443011028	3201022	PHEHELLANG SS	3	28	99	96	97.0	25	110	104	94.5	7	136	121	89.0
	442506216	3202032	PHEPHETSO SS	3	14	139	126	90.6	34	162	141	87.0	10	140	131	93.6
	441811229	3202034	PHIRITONA SS	3	15	119	85	71.4	29	115	96	83.5	0	237	216	91.1
	441610173	3201023	QALABOTJHA SS	2	23	97	86	88.7	11	87	82	94.3	6	132	113	85.6
	443611272	3202036	REBATLA THUTO SS	2	16	23	23	100.0	28	53	50	94.3	8	55	53	96.4

FREE STATE																	
District Name	EMIS No	Centre No	Centre Name	Quintile	2019				2020				2021			
					Progressed No	Total Wrote	Total Achieved	% Achieved	Progressed No	Total Wrote	Total Achieved	% Achieved	Progressed No	Total Wrote	Total Achieved	% Achieved
Fezile Dabi	441610193	3201024	REFENG THABO SS	2	11	43	43	100.0	18	59	52	88.1	9	73	63	86.3
	444306214	3202037	REHAUHETSWE SS	1	23	36	36	100.0	13	31	26	83.9	3	57	46	80.7
	441610088	3201026	RETSHEDISITSWE SS	2	31	114	96	84.2	0	118	105	89.0	6	135	111	82.2
	444306320	3202038	SALOMON SENEKAL CS	5	0	17	17	100.0	0	19	19	100.0	0	15	15	100.0
	444611171	3202039	SAMUEL SEBEGO PAKI SS	1	7	54	51	94.4	8	57	52	91.2	2	89	83	93.3
	441811261	3202040	SANDERSVILLE CS	3	0	8	7	87.5	0	25	22	88.0	0	26	19	73.1
	442411249	3202041	SAREL CILLIERS CS	3	3	26	25	96.2	0	32	30	93.8	0	26	23	88.5
	443611242	3201028	SASOLBURG SS	5	0	172	161	93.6	0	196	187	95.4	0	169	164	97.0
	443011262	3201065	SCHONKENVILLE I/S	3									0	16	9	56.3
	441811147	3202042	SEDIBA-THUTO SS	1	47	95	93	97.9	56	125	105	84.0	55	176	163	92.6
	442710262	3202043	STEYNSRUS CS	4	3	57	46	80.7	2	20	15	75.0	2	31	24	77.4
	444306138	3202045	THABANG SS	1	35	72	49	68.1	25	54	34	63.0	0	69	55	79.7
	442506169	3202046	THAKAMESO CSS	2	38	79	77	97.5	14	96	75	78.1	22	93	88	94.6
	441610358	3201029	TSEBO-ULWAZI SS	2	0	55	44	80.0	0	28	28	100.0	0	39	33	84.6
	441610264	3201031	TWEELING CS	2	0	36	34	94.4	0	8	8	100.0	0	30	27	90.0
	443611170	3201032	VAAL CHRISTIAN CI/S	99	0	30	28	93.3	0	47	46	97.9	0	57	56	98.2
	443611244	3201033	VAALPARK ARTICON	5	1	93	82	88.2	7	83	74	89.2	2	108	101	93.5
	441610265	3201034	VILLIERS CS	4	0	4	4	100.0	0	4	4	100.0	0	10	10	100.0
	443011203	3201035	WEIVELD ASS	1	13	64	53	82.8	4	86	75	87.2	1	72	65	90.3
	441610266	3201036	WILGERIVIER CS	5	0	38	38	100.0	0	34	33	97.1	0	38	38	100.0
	443011173	3201037	YAKHISISWE SS	3	27	69	60	87.0	22	75	62	82.7	0	120	113	94.2
	442506335	3202048	ZENITH CI/S	99	1	27	25	92.6	1	42	38	90.5	0	36	35	97.2
Lejweleputswa	440704214	3182001	AKADEMIA SS	2	7	111	104	93.7	13	116	101	87.1	21	153	138	90.2
	440404129	3181001	ARAMELA CS	2	21	36	28	77.8	12	32	29	90.6	7	40	36	90.0
	441912034	3182002	BAHALE SS	3	28	50	48	96.0	0	45	43	95.6	2	64	56	87.5
	440404216	3181002	BOSHOF CS	3	11	42	36	85.7	3	53	46	86.8	0	50	49	98.0
	440506317	3181003	BOTHAVILLE SS	5	0	64	64	100.0	0	57	56	98.2	0	57	56	98.2
	440506235	3181004	BOVAAL ACS	1	0	11	11	100.0	0	17	17	100.0	0	13	13	100.0
	440808296	3181005	BULTFONTEIN CS	5	0	21	21	100.0	0	20	20	100.0	0	24	24	100.0
	444008294	3182006	CONCORDIA SS	2	29	60	53	88.3	31	66	46	69.7	26	85	55	64.7
	440506232	3181006	DIPHETOHO SS	1	22	63	59	93.7	12	82	79	96.3	11	115	95	82.6
	444712030	3182086	DUNAMIS CHRISTIAN CI/S	99	0	17	17	100.0	0	9	9	100.0	0	22	19	86.4
	444712129	3181063	EDMUND RICE CI/S	99	0	23	19	82.6	0	19	19	100.0	0	23	23	100.0
	444712056	3182008	ED-U-COLLEGE WELKOM CI/S	99	0	9	6	66.7	0	5	0	0.0	0	8	4	50.0
	442908251	3181008	ELDORET SS	3	4	46	36	78.3	8	58	43	74.1	4	75	56	74.7
	444712076	3182010	GOUDVELD SS	5	1	159	154	96.9	1	137	128	93.4	0	130	125	96.2
	440808282	3181009	HANOVER CFS	1	10	15	13	86.7	6	22	22	100.0	7	30	22	73.3
	444412077	3182011	HARMONY SS	5	15	93	83	89.2	16	139	109	78.4	4	131	119	90.8
	441912078	3182013	HENNENMAN SS	5	0	37	37	100.0	0	33	33	100.0	0	33	33	100.0
	444412079	3182014	HENTIE CILLIERS HS	5	0	122	116	95.1	0	93	86	92.5	0	103	94	91.3
	442008297	3181010	HOOPSTAD CS	5	0	22	22	100.0	1	21	21	100.0	0	24	24	100.0
	444712082	3182015	HTS WELKOM	5	41	89	58	65.2	20	123	75	61.0	4	92	59	64.1
	444908323	3181011	IPHATELENG SS	1	2	43	40	93.0	9	42	39	92.9	9	80	77	96.3

FREE STATE																	
District Name	EMIS No	Centre No	Centre Name	Quintile	2019				2020				2021			
					Progressed No	Total Wrote	Total Achieved	% Achieved	Progressed No	Total Wrote	Total Achieved	% Achieved	Progressed No	Total Wrote	Total Achieved	% Achieved
Lejweleputswa	445008310	3182016	IPOPENG SS	2	12	28	23	82.1	21	50	35	70.0	7	95	81	85.3
	444908152	3181012	ITHABELENG SS	1	0	119	114	95.8	7	84	80	95.2	6	122	103	84.4
	444908008	3181013	ITOKISETSENG CFS	1	7	22	12	54.5	1	13	10	76.9	1	13	12	92.3
	442908321	3181015	JC MOTUMI SS	2	22	50	39	78.0	0	53	40	75.5	3	120	96	80.0
	440704040	3181016	KAGISANO CS	2	7	34	32	94.1	8	32	25	78.1	8	38	28	73.7
	440404264	3181045	KGHOLOLOSEGO SS	1	31	23	12	52.2	25	29	9	31.0	19	48	31	64.6
	441912110	3182017	KHELENG SS	3	64	90	87	96.7	25	104	97	93.3	14	138	125	90.6
	442908307	3181019	KUTLOANONG SS	1	4	80	73	91.3	2	146	123	84.2	13	132	95	72.0
	442908319	3181020	LA WESI SS	3	13	82	66	80.5	25	69	55	79.7	5	51	51	100.0
	444712002	3182018	LEBOGANG SS	3	39	112	101	90.2	17	119	104	87.4	7	131	118	90.1
	444712127	3182067	LEKGARIETSE SS	3	29	38	38	100.0	29	81	66	81.5	26	115	106	92.2
	444712029	3182019	LENAKENG TS	2	27	83	70	84.3	37	56	29	51.8	38	81	48	59.3
	444712040	3182020	LEPHOLA CSS	3	21	108	104	96.3	27	226	194	85.8	34	245	195	79.6
	444712044	3182021	LESEDING TS	3	37	150	131	87.3	44	231	145	62.8	42	157	117	74.5
	444712114	3182023	LETSETE SS	2	11	66	64	97.0	11	81	72	88.9	2	173	163	94.2
	440506227	3181022	MAMELLANG-THUTO SS	1	34	119	116	97.5	33	112	106	94.6	8	139	124	89.2
	444412025	3182024	MAMELLO SS	2	2	167	148	88.6	0	131	118	90.1	2	234	222	94.9
	444412119	3182025	MAREMATLOU SS	1	66	91	80	87.9	2	109	95	87.2	8	166	149	89.8
	444206211	3182026	MATSERIPE SS	1	53	40	35	87.5	29	75	58	77.3	18	84	65	77.4
	444412113	3182028	MELODING SS	2	10	87	76	87.4	17	110	99	90.0	0	115	100	87.0
	444908243	3181026	MONYAKENG SS	1	30	49	40	81.6	28	114	104	91.2	24	144	121	84.0
	440506102	3181028	MOPHATE SS	2	40	139	114	82.0	69	164	120	73.2	19	193	149	77.2
	442908234	3181029	MOSALA SS	3	13	95	90	94.7	0	121	109	90.1	24	108	90	83.3
	445008150	3182030	NALEDI-YA-BOTJABELA SS	1	52	35	24	68.6	30	66	40	60.6	45	83	51	61.4
	444712052	3182031	NANABOLELA SS	2	18	92	86	93.5	8	88	85	96.6	13	130	129	99.2
	440506198	3181031	OZIEL SELELE CSS	1	47	82	78	95.1	61	103	83	80.6	33	134	102	76.1
	442908055	3181033	PHEHELLO SS	1	0	124	119	96.0	37	85	68	80.0	17	100	87	87.0
	440808312	3181027	RAINBOW SS	1	32	86	70	81.4	35	135	124	91.9	21	207	192	92.8
	442908180	3181035	REARABETSWE SS	3	26	126	119	94.4	14	86	66	76.7	7	93	83	89.2
	444412047	3182035	REATLEHILE SS	3	38	34	32	94.1	17	38	34	89.5	4	77	70	90.9
	440704141	3182037	REFIHLETSE CS	2	18	30	24	80.0	7	29	26	89.7	10	35	25	71.4
	442008316	3181037	RELEKILE SS	1	21	60	58	96.7	34	106	78	73.6	7	133	103	77.4
	440808153	3181038	REPHOLOSITSWE SS	1	0	99	41	41.4	18	115	66	57.4	46	127	64	50.4
	444712115	3182075	RHEEDER PARK COMBINED SCHOOL	2	13	45	36	80.0	2	50	41	82.0	0	62	40	64.5
	444712080	3182039	RIEBEECKSTAD SS	4	26	105	94	89.5	7	117	97	82.9	5	142	122	85.9
	444908298	3181039	SANDVELD CS	5	0	18	17	94.4	0	13	13	100.0	0	15	15	100.0
	440404259	3181040	SENZILE CS	1	45	80	50	62.5	24	77	65	84.4	3	83	79	95.2
	442908239	3181041	SEQHOBONG SS	1	13	63	62	98.4	19	81	71	87.7	0	73	68	93.2
	440704219	3182045	STAATSPRES SWART CS	5	0	31	30	96.8	0	28	28	100.0	0	24	24	100.0
	444008151	3182046	TAIWE SS	2	27	98	94	95.9	44	168	154	91.7	28	159	146	91.8
	444712033	3182047	TETO SS	3	52	121	108	89.3	22	104	102	98.1	5	203	197	97.0
	444008299	3182048	THEUNISSEN CS	5	1	24	22	91.7	0	15	15	100.0	0	11	11	100.0

FREE STATE																	
District Name	EMIS No	Centre No	Centre Name	Quintile	2019				2020				2021			
					Progressed No	Total Wrote	Total Achieved	% Achieved	Progressed No	Total Wrote	Total Achieved	% Achieved	Progressed No	Total Wrote	Total Achieved	% Achieved
Lejweleputswa	444712020	3182049	THOTAGAUTA SS	3	40	119	108	90.8	19	99	85	85.9	9	131	115	87.8
	442008225	3181043	TIKWANE CSS	1	21	63	46	73.0	31	78	48	61.5	7	71	60	84.5
	444712081	3182054	UNITAS CSS	4	19	182	144	79.1	24	139	112	80.6	12	177	154	87.0
	444206334	3182070	VENTERSBURG I/S	3					0	35	35	100.0	7	51	39	76.5
	444712083	3182058	WELKOM HIGH SS	5	0	209	185	88.5	31	227	196	86.3	11	258	231	89.5
	444712107	3182059	WELKOM SS	3	18	81	65	80.2	1	58	57	98.3	7	98	90	91.8
	444712075	3182060	WELKOM-GIMNASIUM SS	5	7	166	147	88.6	1	174	162	93.1	1	163	157	96.3
	442908295	3181046	WESSEL MAREE SS	5	1	64	57	89.1	9	85	82	96.5	0	70	64	91.4
	445008300	3182061	WINBURG CS	3	8	43	34	79.1	7	63	52	82.5	2	57	47	82.5
Motheo	440304273	3171095	ACADEMY OF EXCELLENCE CI/S	99	4	22	22	100.0	0	28	27	96.4	0	34	34	100.0
	440304267	3171001	ACCELERATED CHRISTIAN COLLEGE SI/S	99	2	33	30	90.9	0	40	34	85.0	0	45	40	88.9
	443907314	3173002	ALBERT MOROKA SS	3	18	115	110	95.7	19	104	99	95.2	17	168	149	88.7
	440303261	3171003	ATLEHANG SS	3	0	208	164	78.8	7	176	153	86.9	2	212	166	78.3
	440304187	3171089	BAINSVLEI CS	2	10	29	28	96.6	33	82	75	91.5	13	94	81	86.2
	443907315	3173003	BARTIMEA SCHOOL FOR THE DEAF AND BLIND	99	2	16	13	81.3	1	12	12	100.0	0	17	17	100.0
	444802126	3172039	BLOEMFONTEIN SOUTH HIGH SS	5	3	100	89	89.0	4	103	97	94.2	5	156	136	87.2
	440304212	3171004	BLOEMFONTEIN SS	5	1	161	148	91.9	2	157	152	96.8	6	187	172	92.0
	440304255	3171008	BREBNER SS	5	7	310	258	83.2	2	332	287	86.4	1	339	295	87.0
	440304207	3171055	C EN N H MEISIESKOOL ORANJE	5	0	143	143	100.0	0	144	144	100.0	0	146	146	100.0
	440303128	3171009	CALCULUS BLOEMFONTEIN SI/S	99	2	35	35	100.0	2	49	48	98.0	1	69	62	89.9
	440303237	3171010	CASTLEBRIDGE CI/S	99	0	15	15	100.0	8	35	32	91.4	3	28	27	96.4
	441002116	3171011	CHRISTIAAN DE WET CS	4	0	54	49	90.7	0	61	56	91.8	1	67	62	92.5
	440304223	3171012	CHRISTIAN BROTHERS COLLEGE CI/S	99	0	25	25	100.0	0	27	27	100.0	0	30	30	100.0
	443907266	3173005	CHRISTIAN LIPHOKO IS	3	22	74	62	83.8	12	46	43	93.5	4	42	36	85.7
	440303102	3171013	COMMTECH CSS	3	116	138	119	86.2	50	152	98	64.5	31	134	123	91.8
	440304241	3171016	DR BLOK SS	4	26	106	91	85.8	22	110	92	83.6	19	157	128	81.5
	440303196	3171015	DR VILJOEN CS	5	0	131	103	78.6	0	123	90	73.2	3	102	87	85.3
	440304210	3171017	EUNICE SS	5	0	168	168	100.0	0	159	159	100.0	0	163	163	100.0
	441207293	3173006	EXCELSIOR CS	3	3	15	15	100.0	7	10	7	70.0	0	12	12	100.0
	440303188	3171019	FICHARDTPARK SS	5	2	194	194	100.0	0	157	156	99.4	1	153	153	100.0
	443907250	3173007	GORONYANE SS	3	9	33	29	87.9	13	62	60	96.8	4	82	77	93.9
	440304211	3171021	GREY-KOLLEGE SS	5	0	217	212	97.7	2	242	238	98.3	0	238	235	98.7
	440304265	3171022	HEADSTART HIGH SI/S	99	41	30	21	70.0	9	19	19	100.0	12	26	23	88.5
	440304183	3171023	HEATHERDALE CSS	4	30	124	124	100.0	30	123	113	91.9	11	156	153	98.1
	440303052	3171025	HODISA TS	3	21	63	57	90.5	16	107	60	56.1	17	112	91	81.3
	440303194	3171026	HTS LOUIS BOTHA	5	0	159	111	69.8	0	222	142	64.0	3	237	184	77.6
	440303032	3171028	IKAELELO SS	3	25	18	17	94.4	25	62	59	95.2	0	87	73	83.9
	442607336	3173009	ITOKISETSENG BOKAMOSO SS	2	9	43	35	81.4	7	34	22	64.7	12	35	24	68.6
	440303189	3171030	JIM FOUCHE SS	5	0	175	174	99.4	0	166	166	100.0	0	217	216	99.5
	440304117	3171031	KAELANG SS	3	10	58	53	91.4	27	97	84	86.6	6	87	82	94.3
	440303070	3171033	KAGISHO CSS	3	65	229	195	85.2	13	220	187	85.0	15	336	282	83.9

FREE STATE																	
District Name	EMIS No	Centre No	Centre Name	Quintile	2019				2020				2021			
					Progressed No	Total Wrote	Total Achieved	% Achieved	Progressed No	Total Wrote	Total Achieved	% Achieved	Progressed No	Total Wrote	Total Achieved	% Achieved
Motheo	440602034	3172007	KGAUHO SS	2	98	139	129	92.8	44	163	116	71.2	21	233	194	83.3
	440602053	3172008	KGORATHUTO SS	1	22	62	54	87.1	33	79	58	73.4	9	87	80	92.0
	440303251	3171110	KOPANONG SENIOR SECONDARY	3	20	277	255	92.1	9	266	252	94.7	6	234	224	95.7
	445802156	3171114	KYRIOS INDEPENDENT SCHOOL	99	0	13	13	100.0	0	18	18	100.0	0	19	19	100.0
	442607299	3173055	LADYBRAND ACADEMY	99	2	20	17	85.0	0	36	34	94.4	0	45	38	84.4
	442607292	3173011	LADYBRAND SS	5	3	78	72	92.3	0	83	81	97.6	0	83	79	95.2
	442607063	3173012	LE RENG SS	2	26	169	157	92.9	26	173	138	79.8	22	196	175	89.3
	440602046	3172010	LEFIKENG SS	2	90	215	181	84.2	132	223	145	65.0	83	283	212	74.9
	440304087	3171038	LEKHULONG SS	3	18	71	66	93.0	33	116	97	83.6	15	119	103	86.6
	440602122	3172011	LENYORA LA THUTO CSS	2	47	140	114	81.4	37	188	164	87.2	70	196	175	89.3
	440602072	3172012	LERATONG SS	1	54	116	110	94.8	81	179	127	70.9	38	169	130	76.9
	440303011	3171039	LEREKO SS	3	21	72	65	90.3	36	133	115	86.5	30	194	165	85.1
	444802117	3171042	LOUW WEPENER CS	4	9	33	29	87.9	7	48	29	60.4	6	56	41	73.2
	443907249	3173013	MARIASDAL SS	4	0	29	21	72.4	8	25	25	100.0	0	22	21	95.5
	440303216	3171045	MARTIE DU PLESSIS HS	99	1	30	29	96.7	0	41	41	100.0	0	43	41	95.3
	441002074	3171046	METSIMAPHODI SS	3	66	79	57	72.2	26	57	44	77.2	35	83	65	78.3
	440304045	3171048	MOEMEDI SS	3	10	171	112	65.5	10	64	58	90.6	4	130	127	97.7
	443907241	3173015	MOROKA SS	1	36	202	161	79.7	16	170	158	92.9	1	191	174	91.1
	440602121	3172015	MPATLENG SS	2	66	93	93	100.0	39	113	111	98.2	25	269	194	72.1
	440304208	3171052	NAVALSIG CSS	5	10	189	156	82.5	12	194	156	80.4	0	157	136	86.6
	440602066	3172031	NTEDISENG	2	66	194	133	68.6	82	176	117	66.5	50	144	94	65.3
	440602060	3172017	NTEMOSENG SS	3	53	183	178	97.3	70	215	191	88.8	27	217	194	89.4
	440602090	3172018	NTUMEDISENG SS	2	12	58	53	91.4	28	98	74	75.5	12	93	80	86.0
	440304250	3171056	PETUNIA SS	4	57	146	122	83.6	15	141	115	81.6	22	211	181	85.8
	443907267	3173017	PHETOGANE SS	3	21	49	45	91.8	15	46	43	93.5	39	129	102	79.1
	440602047	3172020	POPANO SS	1	23	56	52	92.9	36	71	54	76.1	32	91	81	89.0
	440304218	3171058	PRESIDENT STEYN CS	5	0	34	34	100.0	0	26	26	100.0	0	18	17	94.4
	444802025	3171059	QIBING SS	1	32	90	71	78.9	38	94	63	67.0	12	84	74	88.1
	440602059	3172022	REAMOHETSE SS	1	34	77	54	70.1	44	85	49	57.6	8	57	55	96.5
	441207157	3173018	REUTLWAHETSE SS	2	29	72	60	83.3	18	55	53	96.4	7	80	77	96.3
	440303217	3171061	ROSENHOF HIGH SCHOOL	99	0	7	5	71.4	0	6	6	100.0	0	13	13	100.0
	443907305	3173019	RT MOKGOPA SS	3	17	117	97	82.9	27	97	81	83.5	14	117	104	88.9
	440303192	3171062	SAND DU PLESSIS SS	5	1	95	83	87.4	3	82	75	91.5	0	82	73	89.0
	443907254	3173020	SEDITI SS	1	21	50	50	100.0	6	56	55	98.2	3	71	71	100.0
	440602075	3172025	SEEMAHALE SS	2	33	87	69	79.3	16	115	93	80.9	4	291	271	93.1
	442607323	3173021	SEHLABENG SS	3	24	83	60	72.3	40	85	58	68.2	6	82	71	86.6
	440304021	3171063	SEHUNELO SS	3	45	151	145	96.0	51	169	133	78.7	1	191	180	94.2
	440602076	3172028	SENAKANGWEDI SS	1	54	130	124	95.4	47	133	120	90.2	49	152	122	80.3
	440304213	3171065	SENTRAAL SS	5	0	158	157	99.4	1	148	147	99.3	0	136	136	100.0
	440602083	3172029	SETJHABA-SE-MAKETSE CS	2	25	114	96	84.2	16	108	91	84.3	14	167	145	86.8
	440304221	3171066	ST ANDREW`S CS	5	0	64	64	100.0	0	61	60	98.4	0	66	66	100.0
	440303187	3171067	ST BERNARDS SS	4	19	84	73	86.9	23	112	90	80.4	14	144	138	95.8

FREE STATE																	
District Name	EMIS No	Centre No	Centre Name	Quintile	2019				2020				2021			
					Progressed No	Total Wrote	Total Achieved	% Achieved	Progressed No	Total Wrote	Total Achieved	% Achieved	Progressed No	Total Wrote	Total Achieved	% Achieved
Motheo	440304222	3171068	ST MICHAEL`S CS	5	0	49	49	100.0	0	15	15	100.0	0	51	51	100.0
	443907271	3173023	STRYDOM SS	2	44	100	87	87.0	33	73	65	89.0	31	131	116	88.5
	444802125	3171070	THAPELONG SS	1	24	28	26	92.9	13	30	25	83.3	2	42	37	88.1
	440602049	3172030	THATO SECONDARY SCHOOL	1	13	37	22	59.5	10	42	38	90.5	6	78	59	75.6
	443907273	3173025	TLOTLANANG CS	4	6	51	45	88.2	6	47	37	78.7	13	70	52	74.3
	443907277	3173070	TM SETILOANE S/S	3					0	20	20	100.0	0	25	25	100.0
	440304121	3171073	TSOSELETSO SS	3	9	256	243	94.9	2	131	123	93.9	0	233	209	89.7
	441207156	3173027	TWEESPRUIT CS	1	15	41	31	75.6	6	27	20	74.1	5	49	36	73.5
	441207290	3173028	UNICOM ASS	4	17	102	78	76.5	6	91	88	96.7	3	100	92	92.0
	440304043	3171076	VULAMASANGO SS	3	52	91	79	86.8	25	108	94	87.0	22	127	99	78.0
Thabo Mofutsanyana	445101260	3193001	BEACON SS	4	1	117	117	100.0	0	138	136	98.6	4	155	151	97.4
	440101281	3191046	BETHLEHEM COMBINED SCHOOL	4	0	19	17	89.5	7	42	33	78.6	3	35	28	80.0
	440101138	3191002	BETHLEHEM CSS	1	26	46	28	60.9	31	106	86	81.1	7	141	124	87.9
	445109063	3193002	BLUEGUMBOSCH SS	3	14	55	54	98.2	29	99	97	98.0	14	167	152	91.0
	441407160	3191003	BOITUMELO SS	3	48	76	50	65.8	30	83	61	73.5	28	119	74	62.2
	445109051	3193095	BOLATA I/S	3									0	29	21	72.4
	441501085	3191005	BREDA FARM SCHOOL	1	0	34	34	100.0	7	18	18	100.0	1	13	13	100.0
	440907307	3191007	CLOCOLAN SS	1	1	110	98	89.1	13	108	98	90.7	8	100	100	100.0
	445109057	3193004	CLUBVIEW SS	3	27	60	58	96.7	24	70	63	90.0	17	83	74	89.2
	445109005	3193005	DIKWENA SS	1	16	18	18	100.0	13	26	24	92.3	16	40	40	100.0
	445101232	3193006	DINARE SS	1	16	64	60	93.8	21	59	58	98.3	11	75	68	90.7
	441701192	3193007	ED-U-COLLEGE QQ SI/S	99	4	25	25	100.0	0	35	35	100.0	0	36	36	100.0
	440101290	3191008	EE MONESE CS	2	20	32	18	56.3	18	53	39	73.6	11	75	55	73.3
	444510175	3194001	ESIZIBENI SS	1	46	63	53	84.1	9	52	48	92.3	25	105	82	78.1
	444510053	3194002	EVUNGWINI SS	2	19	96	78	81.3	36	124	100	80.6	33	171	138	80.7
	441407291	3191009	FICKSBURG CSS	4	4	101	80	79.2	1	111	98	88.3	2	102	97	95.1
	441705197	3192004	HARRISMITH HOeRSKOOL SS	5	0	76	68	89.5	1	78	67	85.9	0	70	62	88.6
	441705033	3192005	HARRISMITH SS	1	6	71	62	87.3	6	50	46	92.0	33	162	125	77.2
	445105189	3192007	HLAJOANE SS	1	7	24	22	91.7	6	35	29	82.9	5	35	34	97.1
	442710128	3194003	IKAHENG ZAKHENI SS	1	0	39	35	89.7	4	38	22	57.9	14	52	43	82.7
	444510212	3194006	INTUTHUKO-KATLEHO SS	2	13	48	45	93.8	24	90	79	87.8	21	122	101	82.8
	441705051	3192009	IPHONDLE SS	1	29	86	53	61.6	47	132	78	59.1	7	84	78	92.9
	441501162	3191014	IPOKELLENG SS	1	39	136	120	88.2	32	199	151	75.9	7	171	124	72.5
	443701081	3191015	ITHABISENG SS	1	70	146	127	87.0	66	165	124	75.2	38	329	241	73.3
	441705208	3192052	KGETHATSEBO-KHETHULWASI SS	2	43	73	64	87.7	17	63	61	96.8	32	142	125	88.0
	445109011	3193008	KGOLATHUTO SS	3	21	160	155	96.9	27	254	230	90.6	69	191	161	84.3
	443410186	3194007	KGOTSO-UXOLO SS	2	62	112	85	75.9	48	122	97	79.5	26	116	95	81.9
	441407338	3191017	KING'S SCHOOL FICKSBURG	99	0	8	8	100.0	0	9	9	100.0	0	16	16	100.0
	445101237	3193009	KOALI SS	1	14	31	29	93.5	18	40	37	92.5	7	46	34	73.9
	442710359	3194008	KWETLISONG SS	2	28	63	45	71.4	14	59	53	89.8	9	69	56	81.2
	443410102	3194009	LEIFO IZIKO SS	2	32	84	78	92.9	32	90	74	82.2	12	140	128	91.4

FREE STATE																	
District Name	EMIS No	Centre No	Centre Name	Quintile	2019				2020				2021			
					Progressed No	Total Wrote	Total Achieved	% Achieved	Progressed No	Total Wrote	Total Achieved	% Achieved	Progressed No	Total Wrote	Total Achieved	% Achieved
Thabo Mofutsanyana	445101230	3193010	LEKGULO SS	1	11	110	110	100.0	0	129	128	99.2	0	143	143	100.0
	441705201	3192011	LERATO UTHANDO CSS	3	52	131	128	97.7	18	198	181	91.4	26	270	225	83.3
	442710172	3194010	LERATSWANA SS	1	11	24	21	87.5	4	15	14	93.3	4	29	27	93.1
	443701215	3191018	LIBERTAS CFS	1	2	26	21	80.8	3	26	22	84.6	8	31	23	74.2
	442710259	3194011	LINDLEY CS	3	22	59	46	78.0	11	59	54	91.5	5	87	84	96.6
	445105155	3192012	MAANANKOE SS	1	32	16	14	87.5	5	16	11	68.8	7	30	20	66.7
	445109002	3193013	MAKABELANE CSS	2	7	110	78	70.9	53	126	114	90.5	135	270	226	83.7
	445101236	3193014	MAKGABANE SS	1	9	25	25	100.0	6	18	15	83.3	6	35	34	97.1
	445109001	3193015	MAMPOI SS	1	56	107	101	94.4	19	136	111	81.6	21	195	169	86.7
	445105148	3192013	MANTHATISI SS	1	25	61	60	98.4	5	69	50	72.5	10	91	87	95.6
	441407062	3191019	MARALLANENG SS	3	19	92	77	83.7	7	88	87	98.9	32	166	126	75.9
	442807294	3191020	MARQUARD CS	4	1	22	22	100.0	4	43	34	79.1	1	28	25	89.3
	445105154	3192014	MASOPHA SS	1	4	11	10	90.9	1	10	9	90.0	2	14	10	71.4
	445105149	3192015	METSI-MATSHO SS	1	18	28	28	100.0	0	55	49	89.1	5	39	35	89.7
	441407328	3191022	MJ MOHLAHLI SS	2	0	37	35	94.6	2	44	32	72.7	29	80	51	63.8
	445105203	3192016	MMATHABO SS	1	105	102	102	100.0	34	118	90	76.3	9	164	127	77.4
	445105150	3192017	MOHALADITWE SS	1	39	38	38	100.0	3	64	64	100.0	4	100	95	95.0
	445101234	3193016	MOHATO SS	1	34	103	96	93.2	27	114	100	87.7	18	187	142	75.9
	445105185	3192018	MOLAPO SS	1	43	104	103	99.0	12	141	136	96.5	0	231	184	79.7
	445105151	3192019	MOOKODI SS	1	5	65	65	100.0	3	100	93	93.0	29	180	125	69.4
	445109067	3193017	MORENA MOKOPELA SECONDARY SCHOOL	1	23	102	95	93.1	33	154	124	80.5	39	160	134	83.8
	440101294	3191023	MORITING WA THUTO SS	2	11	61	56	91.8	25	82	80	97.6	8	91	75	82.4
	445109010	3193018	MOTEKA SS	2	11	30	29	96.7	0	45	44	97.8	7	82	69	84.1
	445802165	3191039	NEW HORIZON COLLEGE	99	0	49	48	98.0	0	33	29	87.9	0	48	48	100.0
	441705204	3192020	NEW HORIZON COLLEGE SI/S	99	0	89	89	100.0	0	93	93	100.0	0	92	91	98.9
	440101190	3191024	NKARABENG SS	1	24	52	42	80.8	11	52	49	94.2	5	106	95	89.6
	445109025	3193019	NKHOBISO SS	1	13	45	44	97.8	9	60	58	96.7	5	86	86	100.0
	445101286	3193020	NTHABISENG SS	1	2	62	56	90.3	8	51	49	96.1	8	63	52	82.5
	440101171	3191025	NTSU SS	4	33	246	226	91.9	0	281	266	94.7	7	328	286	87.2
	443701267	3191026	PAUL ERASMUS SS	4	0	58	55	94.8	2	42	41	97.6	0	50	48	96.0
	445105152	3192022	PHOFUNG SS	1	10	35	33	94.3	17	53	44	83.0	1	78	65	83.3
	442710101	3194014	PHUKALLA SS	2	50	77	75	97.4	40	105	87	82.9	15	120	99	82.5
	445105157	3192023	RANTSANE SS	1	0	89	88	98.9	0	111	110	99.1	0	191	187	97.9
	445109003	3193021	REAHOLA SS	3	32	95	95	100.0	22	99	93	93.9	49	136	133	97.8
	443410330	3194015	REITZ CS	5	0	28	28	100.0	0	17	16	94.1	0	22	22	100.0
	443701186	3191029	REKGOTSOFETSE SS	1	23	56	44	78.6	12	45	43	95.6	19	90	83	92.2
	440101270	3191030	RETIEF CS	4	8	92	83	90.2	4	73	67	91.8	0	85	82	96.5
	441705106	3192024	SASAMALA SS	3	14	59	52	88.1	0	84	82	97.6	0	122	109	89.3
	445101231	3193026	SEKGUTLONG SS	1	34	106	97	91.5	37	129	111	86.0	14	102	89	87.3
	445109006	3193027	SELELEKELA SS	3	0	38	37	97.4	0	44	44	100.0	0	167	111	66.5
	441705097	3192026	SEOTLONG ASS	3	5	60	58	96.7	11	80	73	91.3	0	70	67	95.7
	445105202	3192028	SHAKHANE SS	1	14	46	28	60.9	8	28	22	78.6	8	57	41	71.9

FREE STATE																	
District Name	EMIS No	Centre No	Centre Name	Quintile	2019				2020				2021			
					Progressed No	Total Wrote	Total Achieved	% Achieved	Progressed No	Total Wrote	Total Achieved	% Achieved	Progressed No	Total Wrote	Total Achieved	% Achieved
Thabo Mofutsanyana	441705034	3192029	SIBONAKALISO CFS	1	2	15	14	93.3	0	9	9	100.0	0	13	13	100.0
	441407204	3191031	TAUNG SS	1	52	51	41	80.4	42	64	52	81.3	7	47	41	87.2
	440101108	3191032	THABO-THOKOZA SS	3	86	68	61	89.7	91	136	66	48.5	78	146	87	59.6
	445109008	3193028	THAHAMESO SS	1	29	28	25	89.3	25	39	36	92.3	11	56	48	85.7
	445109004	3193029	THALABODIBA SS	1	27	187	167	89.3	14	120	110	91.7	0	279	200	71.7
	445109060	3193080	THIBOLOHA SCHOOL FOR DEAF AND BLIND	99	2	4	4	100.0	0	8	8	100.0	0	13	13	100.0
	445109009	3193030	THOKOANA MAKAOTA SS	2	17	61	61	100.0	0	36	36	100.0	12	68	64	94.1
	440101192	3191035	TIISETSANG SS	3	111	215	155	72.1	23	310	231	74.5	36	521	347	66.6
	445109029	3193031	TLHORONG SS	1	60	80	67	83.8	26	93	45	48.4	7	152	82	53.9
	442807155	3191036	TLOKOLA SS	1	111	124	85	68.5	89	182	130	71.4	81	194	150	77.3
	441407159	3191037	TLOTLISONG SS	3	62	207	133	64.3	49	159	98	61.6	14	160	79	49.4
	445109027	3193032	TSEBO SS	1	35	152	145	95.4	21	147	135	91.8	33	213	194	91.1
	445101228	3193034	TSEKI SS	1	3	27	26	96.3	4	39	33	84.6	6	54	47	87.0
	440907087	3191038	TSHEPANG SS	1	36	84	46	54.8	27	77	62	80.5	21	115	91	79.1
	445109007	3193035	TSHIBOLLO SS	1	32	55	45	81.8	23	8	7	87.5	12	40	26	65.0
	445105156	3192031	TSHOLO SS	1	31	57	52	91.2	17	49	43	87.8	12	53	38	71.7
	440101268	3191040	VOORTREKKER SS	5	0	154	153	99.4	0	134	133	99.3	1	144	142	98.6
	444510260	3194018	VREDE CS	4	0	17	17	100.0	0	16	16	100.0	0	19	19	100.0
	440101269	3191041	WITTEBERG SS	5	0	152	149	98.0	0	153	152	99.3	0	138	137	99.3
Xhariep	443104215	3161001	AJC JOOSTE CS	1	4	16	12	75.0	0	15	10	66.7	0	20	17	85.0
	441103107	3161002	ALBERTINA SISULU SS	2	30	52	51	98.1	26	69	40	58.0	0	82	72	87.8
	443303110	3161003	BEANG TSE MOLEMO SS	3	10	26	24	92.3	14	34	19	55.9	8	43	36	83.7
	442204126	3161004	BOARAMELO CS	1	22	21	18	85.7	10	31	21	67.7	14	49	29	59.2
	442304245	3161060	DIAMANTHOOGTE COMBINED SCHOOL	2	12	46	33	71.7	0	77	52	67.5	3	75	60	80.0
	441103197	3161006	EDENBURG CS	1	4	16	13	81.3	0	17	14	82.4	0	24	21	87.5
	443303199	3161010	HENDRIK POTGIETER AS	4	0	24	24	100.0	0	30	29	96.7	0	18	18	100.0
	442104188	3161011	IKANYEGENG CS	2	0	22	20	90.9	5	35	29	82.9	1	31	23	74.2
	443104274	3161012	IPETLENG SS	1	18	33	28	84.8	19	64	41	64.1	22	66	44	66.7
	442104209	3161015	JACOBSDAL LANDBOUSKOOL	5	0	62	62	100.0	0	53	53	100.0	0	65	65	100.0
	442204243	3161070	JAGERSFONTEIN C/S	3					0	34	25	73.5	9	42	26	61.9
	442304217	3161017	KOFFIEFONTEIN CS	4	7	18	16	88.9	0	20	19	95.0	0	22	22	100.0
	445203100	3161019	LERE LA THUTO SS	1	30	30	26	86.7	24	33	26	78.8	1	101	91	90.1
	441304247	3161022	LUCKHOFF CS	2	0	18	16	88.9	5	38	36	94.7	0	31	30	96.8
	441304220	3161029	OLIEN SS	1	32	44	39	88.6	4	44	35	79.5	23	52	46	88.5
	442104263	3161030	PANORAMA CS	2	0	21	18	85.7	1	31	29	93.5	3	32	31	96.9
	440203200	3161031	PELLISSIER CS	3	5	16	14	87.5	1	18	18	100.0	0	13	13	100.0
	443203190	3161032	PHILIPPOLIS SS	2	8	31	28	90.3	15	36	32	88.9	23	59	50	84.7
	444103117	3161054	PT SANDERS COMBINED SCHOOL	2	1	11	1	9.1	2	7	5	71.4	2	11	7	63.6
	442304132	3161033	REIKAELETSE SS	2	0	14	14	100.0	21	48	35	72.9	9	38	35	92.1
	443803600	3161034	RELEBOHILE SIBULELE CS	2	16	57	48	84.2	0	28	28	100.0	2	94	92	97.9
	445203226	3161061	SAMUEL JOHNSON COMBINED	1	24	86	79	91.9	19	106	80	75.5	9	110	89	80.9

FREE STATE																	
District Name	EMIS No	Centre No	Centre Name	Quintile	2019				2020				2021			
					Progressed No	Total Wrote	Total Achieved	% Achieved	Progressed No	Total Wrote	Total Achieved	% Achieved	Progressed No	Total Wrote	Total Achieved	% Achieved
Xhariep	440203193	3161038	SPRINGFONTEIN SS	2	10	35	29	82.9	2	49	48	98.0	5	37	32	86.5
	443503106	3161039	THABO-VUYO SS	2	30	65	60	92.3	11	42	36	85.7	1	71	61	85.9
	444103244	3161040	TROMPSBURG SS	3	11	25	25	100.0	4	24	24	100.0	4	24	24	100.0
	440203105	3161044	WONGALETHU SS	3	41	45	41	91.1	10	58	50	86.2	0	75	63	84.0
	445203201	3161046	ZASTRON CS	4	0	19	19	100.0	0	38	38	100.0	1	19	18	94.7

GAUTENG

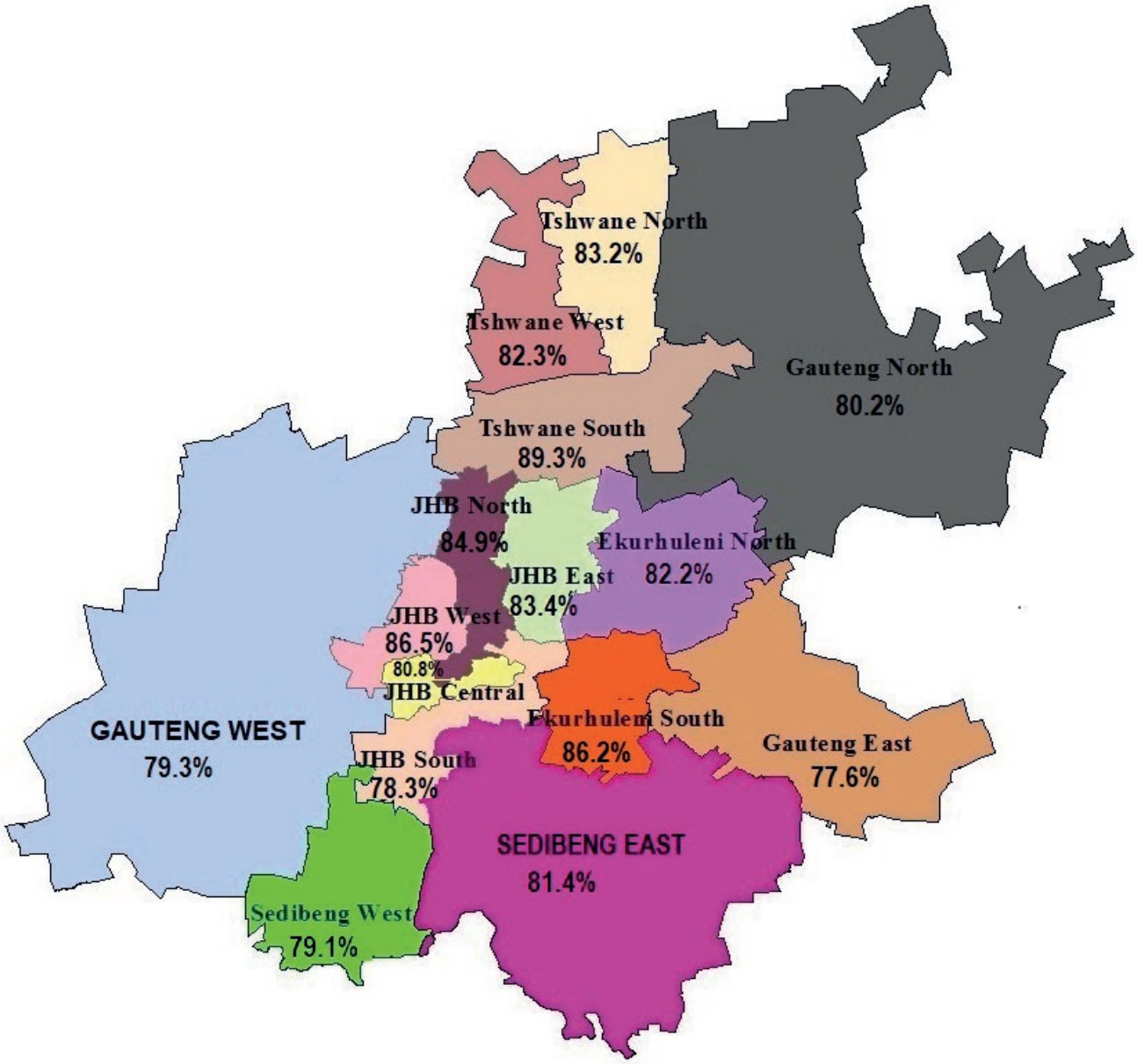
Tshwane North
83.2%
Tshwane West
82.3%
Gauteng North
80.2%
Tshwane South
89.3%
JHB North
84.9%
Ekurhuleni North
82.2%
JHB East
83.4%
JHB West
86.5%
80.8%
JHB Central
GAUTENG WEST
79.3%
Ekurhuleni South
86.2%
Gauteng East
77.6%
JHB South
78.3%
SEDIBENG EAST
81.4%
Sedibeng West
79.1%

GAUTENG																	
District Name	EMIS No	Centre No	Centre Name	Quintile	2019				2020				2021			
					Progressed No	Total Wrote	Total Achieved	% Achieved	Progressed No	Total Wrote	Total Achieved	% Achieved	Progressed No	Total Wrote	Total Achieved	% Achieved
EKURHULENI NORTH	700400186	8400186	ARMOUR FOUNDATION LEARNING INSTITUTE	99	3	55	53	96.4	0	74	71	95.9	1	60	60	100.0
	700310136	8310136	ASHBURY SCHOOL	99	0	25	24	96.0	0	28	27	96.4	0	25	25	100.0
	700160184	8160184	BEDFORDVIEW HIGH SCHOOL	5	0	106	82	77.4	12	117	103	88.0	16	124	94	75.8
	700310144	8310144	BELVERDERE SKOOL	4	0	0	0		3	24	23	95.8	0	21	21	100.0
	700312158	8312158	BENONI CHRISTIAN SCHOOL	99	0	5	5	100.0	0	10	9	90.0	0	13	11	84.6
	700310904	8310904	BENONI EDUCATIONAL COLLEGE	99	0	60	56	93.3	3	60	46	76.7	0	91	77	84.6
	700310151	8310151	BENONI HIGH SCHOOL	5	3	285	284	99.6	1	278	276	99.3	1	265	261	98.5
	700312091	8312091	BENONI MUSLIM SCHOOL	99	0	56	54	96.4	0	43	42	97.7	0	42	42	100.0
	700400054	8400054	BERTHARRY ENGLISH PRIVATE SCHOOL	99	12	35	34	97.1	11	46	45	97.8	18	39	38	97.4
	700260620	8260620	BOITUMELONG SECONDARY SCHOOL	4	1	132	116	87.9	20	214	176	82.2	3	267	224	83.9
	700260646	8260646	BOKAMOSO SECONDARY SCHOOL	4	49	138	134	97.1	37	178	142	79.8	18	209	163	78.0
	700400669	8400669	CHARLOTTE MAXEKE SECONDARY	3	41	159	134	84.3	9	158	148	93.7	15	232	179	77.2
	700400643	8400643	CHIEF LUTHULI SEC SCHOOL	5	4	94	88	93.6	23	142	125	88.0	21	204	170	83.3
	700400251	8400251	CRYSTAL PARK HIGH SCHOOL	4	21	60	49	81.7	16	60	41	68.3	10	108	83	76.9
	700400954	8400954	CURRO ACADEMY CLAYVILLE COMBINED	5									0	34	29	85.3
	700400098	8400098	DALPARK LEARNING ACADEMY	99	8	53	43	81.1	5	72	66	91.7	0	34	33	97.1
	700160291	8160291	DAWNVIEW HIGH SCHOOL	5	16	116	103	88.8	0	105	90	85.7	6	103	91	88.3
	700310995	8310995	DINOTO TECHNICAL SECONDARY	3	43	153	109	71.2	19	119	74	62.2	15	124	56	45.2
	700160572	8160572	DOWERGLEN HIGH SCHOOL	5	1	97	95	97.9	1	83	76	91.6	2	97	88	90.7
	700312124	8312124	EAST RAND SCHOOL OF ARTS	4	8	42	39	92.9	8	45	40	88.9	2	72	66	91.7
	700160390	8160390	EDENGLEN HIGH SCHOOL	5	3	322	304	94.4	2	255	229	89.8	1	289	282	97.6
	700160416	8160416	EDENVALE HIGH SCHOOL	5	1	233	231	99.1	2	236	234	99.2	0	202	201	99.5
	700260711	8260711	ELITE SECONDARY COLLEGE	99	3	27	27	100.0	3	24	24	100.0	0	34	34	100.0
	700310870	8310870	EPHES MAMKELI SEC SCHOOL	3	34	187	152	81.3	40	214	146	68.2	11	201	170	84.6
	700260794	8260794	ESSELEN PARK SPORT SCHOOL OF EXCELLENCE	99	0	19	18	94.7	1	23	22	95.7	0	22	21	95.5
	700311050	8311050	ETWATWA SECONDARY SCHOOL	3	41	78	73	93.6	34	118	90	76.3	22	130	93	71.5
	700310284	8310284	GEKOMBINEERDE SKOOL NOORDERLIG	5	7	104	75	72.1	0	97	86	88.7	0	122	95	77.9
	700400124	8400124	GLOBAL SEC COLLEGE	99	11	47	45	95.7	4	41	40	97.6	3	51	50	98.0
	700400716	8400716	HENPRO SOLUTIONS COLLEGE INDEPENDENT	1	0	10	6	60.0	0	7	3	42.9	0	8	5	62.5
	700400931	8400931	HM HIGH DENSITY ACADEMY	5									1	13	3	23.1
	700260109	8260109	HOERSKOOL BIRCHLEIGH	5	7	355	309	87.0	4	338	298	88.2	4	369	347	94.0
	700310318	8310318	HOERSKOOL BRANDWAG	5	0	146	145	99.3	0	139	137	98.6	0	157	156	99.4
	700160598	8160598	HOERSKOOL GOUDRIF	5	2	86	83	96.5	1	82	80	97.6	1	82	79	96.3
	700310326	8310326	HOERSKOOL HANS MOORE	5	2	119	107	89.9	2	113	93	82.3	1	106	101	95.3

GAUTENG																	
District Name	EMIS No	Centre No	Centre Name	Quintile	2019				2020				2021			
					Progressed No	Total Wrote	Total Achieved	% Achieved	Progressed No	Total Wrote	Total Achieved	% Achieved	Progressed No	Total Wrote	Total Achieved	% Achieved
EKURHULENI NORTH	700260117	8260117	HOERSKOOL JEUGLAND	5	0	188	182	96.8	6	173	168	97.1	0	148	145	98.0
	700260125	8260125	HOERSKOOL KEMPTON PARK	5	0	220	216	98.2	0	227	223	98.2	0	226	224	99.1
	700160622	8160622	HOERSKOOL VRYBURGER	5	6	104	91	87.5	9	131	114	87.0	2	125	105	84.0
	700311100	8311100	HULWAZI SECONDARY SCHOOL	3	44	194	170	87.6	75	252	184	73.0	61	290	205	70.7
	700260836	8260836	IKUSASA COMPREHENSIVE SCHOOL	3	91	107	102	95.3	31	189	158	83.6	40	284	219	77.1
	700260877	8260877	INQAYIZIVELE SECONDARY SCHOOL	4	43	294	234	79.6	62	247	128	51.8	23	298	174	58.4
	700162180	8162180	ITHEMBELIHLE LSEN SCHOOL	5									0	6	6	100.0
	700260976	8260976	JIYANA SECONDARY SCHOOL	4	61	172	168	97.7	30	215	194	90.2	19	197	169	85.8
	700260158	8260158	KEMPTON PANORAMA	4	0	1	1	100.0	0	16	16	100.0	0	10	10	100.0
	700400247	8400247	KINGSWAY SECONDARY SCHOOL	1	38	127	96	75.6	37	133	71	53.4	23	203	118	58.1
	700400510	8400510	LEADERS CHRISTIAN ACADEMY	99	0	7	5	71.4	0	1	1	100.0	0	9	9	100.0
	0	8311225	LEE RAND HIGH SCHOOL	5									0	38	32	84.2
	700311258	8311258	LESIBA SECONDARY SCHOOL	5	94	194	190	97.9	39	209	183	87.6	19	310	280	90.3
	700310060	8310060	LIVERPOOL SECONDARY SCHOOL	5	35	182	148	81.3	33	218	167	76.6	25	241	173	71.8
	700311290	8311290	MABUYA SECONDARY SCHOOL	3	90	134	123	91.8	71	182	146	80.2	63	251	196	78.1
	700261057	8261057	MASIQHAKAZE SECONDARY SCHOOL	4	37	160	120	75.0	37	195	140	71.8	7	262	209	79.8
	700261065	8261065	MASISEBENZE COMPREHENSIVE SCHOOL	4	102	207	182	87.9	143	284	192	67.6	66	251	188	74.9
	700400224	8400224	NASHVILLE CHRISTIAN COLLEGE	5					4	55	35	63.6	0	66	43	65.2
	700400001	8400001	NEW MILLENNIUM COLLEGE	99	2	17	17	100.0	0	40	38	95.0	0	27	27	100.0
	700260471	8260471	NORKEM PARK HIGH SCHOOL	5	32	266	240	90.2	32	226	181	80.1	26	311	258	83.0
	700261677	8261677	OOS-RAND AKADEMIE	99	0	10	10	100.0	0	5	4	80.0	0	10	10	100.0
	700400059	8400059	OXFORD COMBINED COLLEGE	99									0	29	27	93.1
	700312075	8312075	PETIT HIGH SCHOOL	4	33	200	140	70.0	22	193	148	76.7	9	235	189	80.4
	700400138	8400138	PHOMOLONG SECONDARY SCHOOL	3	0	205	192	93.7	13	230	210	91.3	6	338	283	83.7
	700400937	8400937	PRESTIGE COLLEGE	5					0	16	14	87.5	0	39	35	89.7
	700162339	8160556	PRIMROSE HIGH SCHOOL	5	3	148	133	89.9	8	186	161	86.6	11	165	153	92.7
	700260133	8260133	RHODESFIELD TECHNICAL HIGH SCHOOL	5	6	102	77	75.5	34	157	109	69.4	14	144	120	83.3
	700260562	8260562	SIR PIERRE VAN RYNEVELD HIGH SCHOOL	5	3	232	210	90.5	16	242	216	89.3	8	271	245	90.4
	700261222	8261222	SIZWE SECONDARY SCHOOL	3	23	98	84	85.7	34	146	112	76.7	14	146	109	74.7
	700260810	8260810	SPARTAN HIGH SCHOOL	99	7	65	60	92.3	3	91	81	89.0	2	87	84	96.6
	700400281	8400281	ST ATHANASIUS ORTHODOX CHRISTIAN SCH	99	2	35	32	91.4	1	23	21	91.3	2	55	54	98.2
	700400451	8400451	ST CHRISTOPHER'S ACADEMY	99					1	19	14	73.7	0	25	24	96.0
	700311696	8311696	ST FRANCIS COLLEGE	99	0	76	75	98.7	0	84	82	97.6	0	88	84	95.5

GAUTENG																	
District Name	EMIS No	Centre No	Centre Name	Quintile	2019				2020				2021			
					Progressed No	Total Wrote	Total Achieved	% Achieved	Progressed No	Total Wrote	Total Achieved	% Achieved	Progressed No	Total Wrote	Total Achieved	% Achieved
EKURHULENI NORTH	700400768	8400768	SUNRISE COMB SCHOOL INDEPENDENT CENT	1	0	44	44	100.0	6	47	36	76.6	0	62	33	53.2
	700261172	8261172	SUPERO PRIVATE COMBINED SCHOOL	99	0	28	28	100.0	0	44	44	100.0	0	34	34	100.0
	700400512	8400512	TAAL-NET INSTITUTE	5					0	15	12	80.0	0	17	15	88.2
	700261305	8261305	TEMBISA SECONDARY SCHOOL	4	73	250	214	85.6	89	411	307	74.7	53	417	278	66.7
	700400117	8400117	TEMBISA WEST SECONDARY SCHOOL	4	82	132	129	97.7	45	148	130	87.8	22	204	166	81.4
	700261313	8261313	TERSIA KING LEARNING ACADEMY	99	0	69	59	85.5	0	81	76	93.8	0	92	89	96.7
	700261362	8261362	THUTO-KE-MAATLA COMPREHENSIVE SCHOOL	4	61	124	110	88.7	0	199	139	69.8	15	182	129	70.9
	700400400	8400400	TSWELOPELE SECONDARY SCHOOL	1	51	83	75	90.4	70	157	96	61.1	56	214	140	65.4
	700311613	8311613	UNITY SECONDARY SCHOOL	5	59	285	259	90.9	24	340	309	90.9	36	368	316	85.9
	700400645	8400645	WESTWOOD INDEPENDENT SCHOOL	5					0	22	5	22.7	0	13	3	23.1
	700310094	8310094	WILLIAM HILLS SECONDARY SCHOOL	5	2	36	35	97.2	0	67	55	82.1	2	59	48	81.4
	700310847	8310847	WILLOWMOORE HIGH SCHOOL	5	4	187	177	94.7	5	176	166	94.3	3	206	199	96.6
	700400514	8400514	WINNIE MANDELA SECONDARY SCHOOL	1	79	172	151	87.8	55	247	158	64.0	34	247	172	69.6
	700310854	8310854	WORDSWORTH HIGH SCHOOL	5	1	163	149	91.4	3	172	151	87.8	3	198	173	87.4
	700261479	8261479	ZITIKENI SECONDARY SCHOOL	3	71	216	176	81.5	60	181	127	70.2	25	276	187	67.8
EKURHULENI SOUTH	700160119	8160119	AFRIKAANSE HOERSKOOL GERMISTON	5	0	104	98	94.2	0	133	119	89.5	0	122	106	86.9
	700340406	8340406	ALAFANG SECONDARY SCHOOL	3	34	168	140	83.3	55	193	135	69.9	19	198	182	91.9
	700340083	8340083	ALBERTON HIGH SCHOOL	5	11	211	208	98.6	0	227	222	97.8	0	231	231	100.0
	700888034	8888034	ALBERTON MATRIC PROJECT	3	0	26	26	100.0	1	0	0		0	19	14	73.7
	700400012	8400012	BALMORAL COLLEGE	99	0	66	66	100.0	0	72	72	100.0	0	44	44	100.0
	700160234	8160234	BOKSBURG HIGH SCHOOL	5	7	256	255	99.6	1	280	271	96.8	6	298	291	97.7
	700340125	8340125	BRACKEN HIGH SCHOOL	5	0	213	205	96.2	2	222	214	96.4	2	226	217	96.0
	700400816	8400816	BUHLE PARK SEC SCHOOL	4	9	88	74	84.1	6	97	93	95.9	13	132	125	94.7
	700340463	8340463	BUHLEBUZILE SECONDARY	3	89	89	63	70.8	40	129	79	61.2	42	244	174	71.3
	700400752	8400752	CENTRAL COLLEGE HIGH SCHOOL	99	0	33	26	78.8	1	31	15	48.4	0	33	32	97.0
	700162032	8162032	CLADELTON INTERNATIONAL COL(S A INTER)	99	6	26	20	76.9	0	23	16	69.6	0	27	15	55.6
	700160317	8160317	DINWIDDIE HIGH SCHOOL	5	11	203	163	80.3	0	176	167	94.9	0	225	212	94.2
	700340026	8340026	EDENPARK SECONDARY SCHOOL	4	29	178	109	61.2	58	186	126	67.7	9	177	132	74.6
	700400542	8400542	EDENRIDGE SECONDARY SCHOOL	2	66	164	145	88.4	34	292	249	85.3	22	263	237	90.1

GAUTENG																	
District Name	EMIS No	Centre No	Centre Name	Quintile	2019				2020				2021			
					Progressed No	Total Wrote	Total Achieved	% Achieved	Progressed No	Total Wrote	Total Achieved	% Achieved	Progressed No	Total Wrote	Total Achieved	% Achieved
EKURHULENI SOUTH	700340562	8340562	EKETSANG SECONDARY SCHOOL	4	34	141	129	91.5	7	193	158	81.9	8	243	194	79.8
	700161752	8161752	ERASMUS MONARENG SECONDARY SCHOOL	4	10	159	151	95.0	30	260	217	83.5	36	267	226	84.6
	700162115	8162115	FALCONS EDUC SCHOOL	99	0	55	54	98.2	0	52	49	94.2	0	45	44	97.8
	700161786	8161786	FRANCISCAN MATRIC PROJECT	99	17	301	259	86.0	16	295	243	82.4	13	278	237	85.3
	700340604	8340604	FUMANA SECONDARY SCHOOL	3	53	132	126	95.5	77	264	179	67.8	30	348	253	72.7
	700160457	8160457	GERMISTON HIGH SCHOOL	5	6	198	189	95.5	9	214	199	93.0	0	216	203	94.0
	700400109	8400109	GLENBRACK JUN SEC SCHOOL	5	4	113	98	86.7	12	136	111	81.6	1	160	120	75.0
	700161794	8161794	GRACELAND EDUCATION CENTRE	2	19	117	98	83.8	19	142	123	86.6	3	150	122	81.3
	700400137	8400137	GREENFIELDS SECONDARY SCHOOL	2	27	230	140	60.9	5	190	142	74.7	16	197	152	77.2
	700340182	8340182	HOERSKOOL ALBERTON	5	1	112	109	97.3	0	93	93	100.0	0	122	121	99.2
	700340190	8340190	HOERSKOOL DINAMIKA	5	4	120	112	93.3	0	131	128	97.7	0	201	198	98.5
	700160564	8160564	HOERSKOOL DR E G JANSEN	5	0	211	204	96.7	0	175	169	96.6	0	167	165	98.8
	700160580	8160580	HOERSKOOL ELSBURG	5	5	100	83	83.0	0	128	112	87.5	2	126	112	88.9
	700160549	8160549	HOERSKOOL ELSPARK	5	8	73	62	84.9	5	86	76	88.4	4	119	104	87.4
	700342022	8340166	HOERSKOOL MARAIS VILJOEN	5	12	243	230	94.7	1	232	222	95.7	0	275	269	97.8
	700160606	8160606	HOERSKOOL OOSTERLIG	5	1	201	198	98.5	0	199	195	98.0	1	153	150	98.0
	700160614	8160614	HOERSKOOL VOORTREKKER	5	11	167	161	96.4	1	192	184	95.8	3	236	225	95.3
	700161802	8161802	ILLINGE SECONDARY SCHOOL	3	17	76	68	89.5	30	107	90	84.1	31	212	162	76.4
	700400268	8400268	IMPACT INDEPENDENT HIGH SCHOOL	99	0	34	34	100.0	0	33	29	87.9	0	26	21	80.8
	700161828	8161828	INSTITUTE STATUS ACRES COMBINED SCH	99	0	63	58	92.1	0	52	50	96.2	0	66	61	92.4
	700340711	8340711	KATLEHONG SECONDARY SCHOOL	3	68	96	82	85.4	19	170	152	89.4	12	249	213	85.5
	700341594	8341594	KATLEHONG TECHNICAL SENIOR SEC	5	71	65	60	92.3	3	65	64	98.5	48	132	119	90.2
	700340802	8340802	KWADUKATHOLE COMPREHENSIVE SCHOOL	4	52	262	213	81.3	0	307	237	77.2	4	324	285	88.0
	700340810	8340810	LANDULWAZI COMPREHENSIVE SCHOOL	3	11	185	170	91.9	21	177	163	92.1	17	173	164	94.8
	700400227	8400227	LEONDALE SECONDARY SCHOOL	4	3	253	223	88.1	13	289	245	84.8	19	328	283	86.3
	700340844	8340844	LETHUKUTHULA SECONDARY SCHOOL	3	46	252	237	94.0	0	243	233	95.9	11	309	276	89.3
	700161893	8161893	LETHULWAZI COMPREHENSIVE SCHOOL	4	52	129	99	76.7	11	255	211	82.7	19	223	194	87.0
	700161901	8161901	MASITHWALISANE SECONDARY SCHOOL	4	63	184	165	89.7	43	227	200	88.1	65	299	232	77.6
	700340984	8340984	MPILISWENI SECONDARY SCHOOL	3	33	183	146	79.8	15	153	141	92.2	3	249	241	96.8

GAUTENG																	
District Name	EMIS No	Centre No	Centre Name	Quintile	2019				2020				2021			
					Progressed No	Total Wrote	Total Achieved	% Achieved	Progressed No	Total Wrote	Total Achieved	% Achieved	Progressed No	Total Wrote	Total Achieved	% Achieved
EKURHULENI SOUTH	700340992	8340992	MPONTSHENG SECONDARY SCHOOL	3	26	97	82	84.5	2	102	86	84.3	0	140	123	87.9
	700400248	8400401	O R TAMBO SECONDARY SCHOOL	3	72	154	122	79.2	10	145	115	79.3	44	230	177	77.0
	700160051	8160051	OOSRAND SECONDARY SCHOOL	4	54	156	113	72.4	36	137	103	75.2	21	188	148	78.7
	700400688	8400688	PALM RIDGE EXT 6 SEC SCHOOL	4	11	233	203	87.1	14	266	226	85.0	26	176	145	82.4
	700340067	8340067	PALMRIDGE SECONDARY SCHOOL	2	19	138	120	87.0	1	149	138	92.6	30	224	210	93.8
	700340331	8340331	PARKLANDS HIGH SCHOOL	5	5	57	50	87.7	0	60	49	81.7	2	131	112	85.5
	700162156	8162156	PHINEAS XULU SECONDARY SCHOOL	4	22	153	127	83.0	3	142	116	81.7	13	150	121	80.7
	700341099	8341099	PHUMLANI SECONDARY SCHOOL	3	35	238	230	96.6	27	209	191	91.4	6	281	250	89.0
	700400213	8400213	PHUMULA GARDENS SENIOR SEC SCHOOL	5	26	218	162	74.3	14	225	183	81.3	8	220	178	80.9
	700341123	8341123	PONEGO SECONDARY SCHOOL	4	46	159	143	89.9	15	259	239	92.3	18	353	281	79.6
	700160069	8160069	REIGER PARK SECONDARY SCHOOL	2	28	194	139	71.6	27	201	119	59.2	11	174	108	62.1
	700162016	8162016	RONDEBULT SECONDARY SCHOOL	2	18	176	154	87.5	18	146	119	81.5	15	167	137	82.0
	700400959	8400959	ROYAL SCHOOL SKY CITY	5									0	65	57	87.7
	700400886	8400886	ROYAL SCHOOLS ALBERTON	99									4	94	93	98.9
	700161398	8161398	SCHOOL OF ACHIEVEMENT/ PRESTASIESKOOL	99	6	55	47	85.5	0	56	50	89.3	0	67	60	89.6
	700341255	8341255	SIJABULILE SECONDARY SCHOOL	4	15	142	130	91.5	17	158	142	89.9	15	165	158	95.8
	700340323	8340323	SPARROW COMBINED - ALBERTON	99	0	25	25	100.0	0	17	17	100.0	0	18	18	100.0
	700161521	8161521	SUNWARD PARK HIGH SCHOOL	5	7	277	270	97.5	4	312	293	93.9	11	309	302	97.7
	700341339	8341339	THABO-NTSAKO SEC SCHOOL	3	14	91	87	95.6	10	125	109	87.2	20	133	119	89.5
	700341347	8341347	THOKO THABA SECONDARY	3	27	161	132	82.0	15	150	130	86.7	24	191	158	82.7
	700341040	8341040	THUTO PELE SEC SCHOOL	4	21	156	133	85.3	0	139	129	92.8	16	279	227	81.4
	700162073	8162073	THUTO-LESEDI SECONDARY SCHOOL	4	90	195	153	78.5	102	243	180	74.1	40	281	224	79.7
	700341370	8341370	TIISETSONG SECONDARY SCHOOL	3	10	161	155	96.3	4	165	150	90.9	34	192	180	93.8
	700400535	8400535	VILLA LIZA SECONDARY SCHOOL	5	16	160	151	94.4	34	227	203	89.4	36	246	231	93.9
	700162099	8162099	VOSLOORUS COMPREHEN-SIVE SECONDARY SCHOOL	5	56	66	58	87.9	52	130	103	79.2	28	155	108	69.7
	700400139	8400139	WINDMILLPARK SEC SCHOOL	2	42	177	145	81.9	18	333	201	60.4	20	267	213	79.8
	700341511	8341511	WINILE SECONDARY SCHOOL	2	23	161	141	87.6	14	197	148	75.1	7	210	146	69.5
	700400122	8400122	ZONKIZIZWE SECONDARY SCHOOL	2	26	213	162	76.1	0	168	145	86.3	24	274	212	77.4

GAUTENG																	
District Name	EMIS No	Centre No	Centre Name	Quintile	2019				2020				2021			
					Progressed No	Total Wrote	Total Achieved	% Achieved	Progressed No	Total Wrote	Total Achieved	% Achieved	Progressed No	Total Wrote	Total Achieved	% Achieved
GAUTENG EAST	700350025	8350025	ALRAPARK SECONDARY SCHOOL	5	29	70	63	90.0	42	118	82	69.5	19	153	100	65.4
	700400398	8400398	AMOS MAPHANGA SECONDARY SCHOOL	2	23	121	96	79.3	27	118	84	71.2	15	149	104	69.8
	700350561	8350561	ASSER MALOKA SECONDARY	1	78	119	105	88.2	54	151	105	69.5	42	197	140	71.1
	700310862	8310862	B B MYATAZA (ex ABEDNIGO MANANA)	3	13	90	82	91.1	14	103	81	78.6	26	181	98	54.1
	700400321	8400321	BRAKPAN EDUCATION CENTRE	99	0	38	24	63.2	3	27	22	81.5	5	33	27	81.8
	700310201	8310201	BRAKPAN HIGH SCHOOL	5	11	136	128	94.1	5	167	152	91.0	1	160	144	90.0
	700310938	8310938	BUHLEBEMFUNDO SECONDARY SCHOOL	3	36	222	152	68.5	65	225	155	68.9	29	282	231	81.9
	700311837	8311837	CAIPHUS NYOKA SECONDARY SCHOOL	2	12	80	40	50.0	53	105	43	41.0	12	69	46	66.7
	700400217	8400217	DALPARK SECONDARY SCHOOL	2	36	179	155	86.6	0	193	158	81.9	5	212	179	84.4
	700310979	8310979	DAVEY SECONDARY SCHOOL	3	21	56	44	78.6	14	72	39	54.2	24	104	78	75.0
	700400062	8400062	DIE HEUWEL CHRISTIAN SCHOOL	99	0	3	3	100.0	0	5	5	100.0	0	3	3	100.0
	700311001	8311001	DR HARRY GWALA SECONDARY SCHOOL	2	50	122	112	91.8	52	181	130	71.8	64	176	135	76.7
	700350058	8350058	DR W K DU PLESSIS-SKOOL	4	0	27	17	63.0	0	26	24	92.3	0	27	27	100.0
	700350686	8350686	ESIBONELWESIHLE SECONDARY	3	34	157	122	77.7	24	199	121	60.8	48	236	156	66.1
	700350074	8350074	EUREKA HIGH SCHOOL	4	14	113	77	68.1	12	146	80	54.8	10	142	95	66.9
	700310029	8310029	GELUKSDAL SECONDARY SCHOOL	4	39	178	125	70.2	32	188	149	79.3	63	370	235	63.5
	700311092	8311092	HB NYATHI SECONDARY SCHOOL	3	118	104	98	94.2	49	173	137	79.2	12	232	173	74.6
	700310300	8310300	HOERSKOOL DIE ANKER	5	2	208	191	91.8	1	170	161	94.7	1	181	170	93.9
	700350116	8350116	HOERSKOOL HUGENOTE	4	1	211	205	97.2	0	193	184	95.3	0	201	196	97.5
	700350124	8350124	HOERSKOOL JOHAN JURGENS	5	21	136	136	100.0	10	177	166	93.8	2	180	172	95.6
	700350132	8350132	HOERSKOOL JOHN VORSTER	5	2	97	94	96.9	0	109	109	100.0	0	128	123	96.1
	700310359	8310359	HOERSKOOL STOFFBERG	5	0	111	103	92.8	0	136	129	94.9	0	129	127	98.4
	700359001	8359001	JAMESON GIRLS HIGH SCHOOL	99	0	42	22	52.4	0	31	24	77.4	0	28	18	64.3
	700311142	8311142	JE MALEPE SECONDARY SCHOOL	4	31	221	187	84.6	28	245	203	82.9	10	287	214	74.6
	700350793	8350793	KENNETH MASEKELA SECONDARY	3	74	192	147	76.6	53	306	224	73.2	14	206	160	77.7
	700350843	8350843	LABAN MOTLHABI COMPREHENSIVE SCHOOL	4	15	91	82	90.1	17	104	85	81.7	25	130	106	81.5
	700400223	8400223	LANGAVILLE SECONDARY SCHOOL	2	4	162	147	90.7	4	140	120	85.7	10	163	133	81.6
	700350850	8350850	LEFA-IFA SECONDARY SCHOOL	4	8	107	88	82.2	84	150	67	44.7	26	179	85	47.5

GAUTENG																	
District Name	EMIS No	Centre No	Centre Name	Quintile	2019				2020				2021			
					Progressed No	Total Wrote	Total Achieved	% Achieved	Progressed No	Total Wrote	Total Achieved	% Achieved	Progressed No	Total Wrote	Total Achieved	% Achieved
GAUTENG EAST	700400216	8400216	LEKAMOSO SECONDARY SCHOOL	1	18	152	122	80.3	28	162	117	72.2	12	197	139	70.6
	700350918	8350918	M O M SEBONI SECONDARY SCHOOL	4	43	209	189	90.4	18	152	130	85.5	19	218	182	83.5
	700311324	8311324	MAMELLONG COMPREHENSIVE	4	76	75	69	92.0	11	151	111	73.5	20	193	136	70.5
	700310581	8310581	MURIEL BRANDSKOOL	4	2	24	23	95.8	0	23	23	100.0	0	23	23	100.0
	700350371	8350371	NIGEL HIGH SCHOOL	5	9	190	167	87.9	13	186	178	95.7	3	191	178	93.2
	700350033	8350033	NIGEL SECONDARY SCHOOL	4	7	45	42	93.3	0	69	62	89.9	5	58	57	98.3
	700350934	8350934	NIMROD NDEBELE SECONDARY SCHOOL	4	13	179	152	84.9	0	212	161	75.9	8	177	130	73.4
	700350959	8350959	NKUMBULO SECONDARY SCHOOL	4	64	138	118	85.5	27	144	112	77.8	17	132	102	77.3
	700400249	8400249	PHAKAMANI SECONDARY SCHOOL	3	56	156	107	68.6	22	121	86	71.1	11	120	71	59.2
	700311431	8311431	PHANDIMFUNDO SECONDARY SCHOOL	2	0	183	157	85.8	30	231	167	72.3	46	271	165	60.9
	700351007	8351007	PHULONG SECONDARY SCHOOL	4	14	180	136	75.6	14	168	133	79.2	17	192	151	78.6
	700350447	8350447	PROTEASKOOL / SCHOOL	4	0	34	29	85.3	0	25	22	88.0	1	36	34	94.4
	700400152	8400152	QUANTUM SECONDARY SCHOOL	1	57	107	89	83.2	0	152	112	73.7	10	128	94	73.4
	700311456	8311456	RESHOGOFADITSWE SECONDARY SCHOOL	2	38	155	113	72.9	25	172	119	69.2	43	184	136	73.9
	700311464	8311464	RIVONI SECONDARY SCHOOL	3	33	108	90	83.3	45	161	108	67.1	21	191	167	87.4
	700350470	8350470	SPRINGS BOYS HIGH SCHOOL	5	5	137	133	97.1	0	117	114	97.4	0	128	124	96.9
	700350488	8350488	SPRINGS GIRLS HIGH SCHOOL	5	6	143	142	99.3	3	153	151	98.7	0	132	129	97.7
	700350504	8350504	SPRINGS MUSLIM SCHOOL	99	0	17	17	100.0	0	11	11	100.0	0	14	14	100.0
	700350041	8350041	SPRINGS SECONDARY SCHOOL	5	13	136	123	90.4	10	122	109	89.3	20	180	167	92.8
	700350108	8350108	SPRINGS TECHNICAL SCHOOL	4	12	71	62	87.3	21	70	52	74.3	2	104	87	83.7
	700400153	8400153	TANDI ELEANOR SIBEKO SCHOOL	4	22	108	87	80.6	30	146	108	74.0	6	147	98	66.7
	700311548	8311548	THOLULWAZI SECONDARY SCHOOL	3	27	152	142	93.4	13	141	136	96.5	45	186	164	88.2
	700351171	8351171	TLAKULA SECONDARY SCHOOL	3	31	168	123	73.2	2	151	128	84.8	10	155	129	83.2
	700400697	8400697	TSAKANE EXT 8 SECONDARY SCHOOL	3	13	99	83	83.8	19	115	100	87.0	6	104	88	84.6
	700311589	8311589	TSAKANE SECONDARY SCHOOL	3	31	204	172	84.3	10	187	149	79.7	22	299	236	78.9
	700311852	8311852	VEZUKHONO SECONDARY SCHOOL	1	21	97	85	87.6	41	132	84	63.6	46	201	133	66.2
	700351296	8351296	ZIKHETHELE SECONDARY SCHOOL	3	17	71	59	83.1	11	125	85	68.0	37	145	92	63.4
	700351304	8351304	ZIMISELE SECONDARY SCHOOL	3	50	78	74	94.9	6	116	105	90.5	7	185	147	79.5

GAUTENG																	
District Name	EMIS No	Centre No	Centre Name	Quintile	2019				2020				2021			
					Progressed No	Total Wrote	Total Achieved	% Achieved	Progressed No	Total Wrote	Total Achieved	% Achieved	Progressed No	Total Wrote	Total Achieved	% Achieved
GAUTENG NORTH	700400183	8400183	ABBOTTS COLLEGE SILVER LAKES	99	0	84	83	98.8	0	70	65	92.9	0	51	46	90.2
	700240549	8219004	BAVIAANSPOORT EMTHONJENI YOUTH CEN	99	0	5	5	100.0	0	11	11	100.0	0	2	2	100.0
	700211334	8211334	CHIPA-TABANE SECONDARY SCHOOL	2	71	137	129	94.2	83	217	175	80.6	41	256	189	73.8
	700210062	8210062	CULTURA HIGH SCHOOL	4	18	108	89	82.4	14	113	100	88.5	2	114	100	87.7
	700211359	8211359	DAN KUTUMELA SEC SCHOOL	2	46	140	123	87.9	24	158	137	86.7	59	289	192	66.4
	700211599	8211599	DOXA DEO EDENDALE INDEP SCHOOL	99	4	69	59	85.5	1	68	64	94.1	0	66	59	89.4
	700920186	8920186	EKANGALA SECONDARY SCHOOL	4	121	176	147	83.5	57	262	189	72.1	36	323	257	79.6
	700210096	8210096	GEKOMBINEERDE SKOOL CULLINAN	5	1	58	53	91.4	0	47	44	93.6	0	50	46	92.0
	700210179	8210179	HOERSKOOL ERASMUS	5	3	143	136	95.1	2	163	159	97.5	2	139	134	96.4
	700221291	8221291	LESEDI SECONDARY SCHOOL	2	52	53	52	98.1	11	96	92	95.8	17	141	133	94.3
	700920538	8920538	LINGITJHUDU SECONDARY SCHOOL	2	29	62	51	82.3	15	107	99	92.5	14	168	143	85.1
	700921692	8921692	MAHLENGA SECONDARY SCHOOL	1	12	34	33	97.1	5	54	54	100.0	7	83	70	84.3
	700400304	8400304	MARTHIE DE BRUIN SENTRUM	99					0	1	1	100.0	0	3	3	100.0
	700400155	8400155	MPUMELELO SECONDARY SCHOOL	2	34	98	90	91.8	45	146	120	82.2	19	155	101	65.2
	700921428	8921428	SITJHEJIWE SECONDARY SCHOOL	2	19	9	8	88.9	17	33	23	69.7	5	66	52	78.8
	700212001	8212001	STAR OF HOPE SCHOOL	99	2	43	42	97.7	3	56	55	98.2	2	51	51	100.0
	700922475	8922475	STRAUSS SECONDARU SCHOOL	2	34	87	85	97.7	28	140	126	90.0	25	259	196	75.7
	700211789	8211789	WOZANIBONE INTERM SCHOOL	1	9	36	36	100.0	3	54	49	90.7	0	62	57	91.9
	700400516	8400516	ZITHOBENI SECONDARY SCHOOL	1	39	31	26	83.9	20	41	35	85.4	21	85	63	74.1
GAUTENG WEST	700270595	8270595	AB PHOKOMPE SECONDARY SCHOOL	5	10	138	128	92.8	16	185	154	83.2	13	205	137	66.8
	700250027	8250027	AHMED TIMOL SECONDARY	5	15	180	177	98.3	4	156	153	98.1	4	193	191	99.0
	700252346	8252346	AZAADVILLE MUSLIM SCHOOL	99	0	30	30	100.0	0	25	25	100.0	0	34	34	100.0
	700270603	8270603	BADIRILE SECONDARY SCHOOL	4	41	176	160	90.9	39	215	161	74.9	81	389	228	58.6
	701251231	8251231	BOIPELO INTERMEDIATE SCHOOL	3					0	162	144	88.9	11	128	119	93.0
	700270041	8270041	CARLETON JONES HIGH SCHOOL	5	0	175	171	97.7	0	169	158	93.5	0	157	154	98.1
	700930376	8930376	FOCHVILLE HIGH SCHOOL	4	0	89	87	97.8	0	104	95	91.3	0	116	110	94.8
	700400734	8400734	FOCHVILLE SEC SCHOOL	5	1	22	14	63.6	3	46	38	82.6	6	68	53	77.9
	700270306	8270306	GLENHARVIE COMBINED SCHOOL	5	0	49	47	95.9	0	65	53	81.5	0	93	74	79.6
		8400818	GLOBAL LINK COLLEGE	5					0	12	7	58.3	0	6	3	50.0

GAUTENG																	
District Name	EMIS No	Centre No	Centre Name	Quintile	2019				2020				2021			
					Progressed No	Total Wrote	Total Achieved	% Achieved	Progressed No	Total Wrote	Total Achieved	% Achieved	Progressed No	Total Wrote	Total Achieved	% Achieved
GAUTENG WEST	700250183	8250183	HOER TEGNIESE SKOOL N DIEDERICHS	5	2	76	53	69.7	1	63	58	92.1	2	76	65	85.5
	700250191	8250191	HOERSKOOL BASTION	5	0	124	121	97.6	0	111	109	98.2	0	133	123	92.5
	700250209	8250209	HOERSKOOL BEKKER	4	2	86	82	95.3	0	119	116	97.5	0	124	122	98.4
	700270090	8270090	HOERSKOOL CARLETONVILLE	5	3	148	134	90.5	0	143	137	95.8	3	173	162	93.6
	700250241	8250241	HOERSKOOL JAN DE KLERK	5	4	83	72	86.7	0	136	128	94.1	0	125	115	92.0
	700270116	8270116	HOERSKOOL JAN VILJOEN	4	0	104	97	93.3	2	97	86	88.7	0	116	95	81.9
	700250258	8250258	HOERSKOOL MONUMENT	5	2	291	290	99.7	0	277	276	99.6	0	268	266	99.3
	700250266	8250266	HOERSKOOL NOORDHEUWEL	5	1	303	303	100.0	0	300	298	99.3	0	328	327	99.7
	700270124	8270124	HOERSKOOL RIEBEECKRAND	5	0	122	119	97.5	0	136	135	99.3	1	105	101	96.2
	700270132	8270132	HOERSKOOL WESTONARIA	5	8	114	95	83.3	2	150	136	90.7	3	165	144	87.3
	700270140	8270140	HOERSKOOL WONDERFONTEIN	5	18	79	66	83.5	5	113	92	81.4	9	114	93	81.6
	700934269	8934269	IMFUNDO SECONDARY SCHOOL	3	38	114	74	64.9	46	137	122	89.1	52	200	151	75.5
	700400047	8400047	ITHUTENG SEC SCHOOL	1	4	84	57	67.9	4	61	55	90.2	9	140	106	75.7
	700251504	8251504	KAGISO SECONDARY SCHOOL	4	17	87	82	94.3	0	102	97	95.1	0	171	150	87.7
	700270819	8270819	KGOTHALANG SECONDARY SCHOOL	2	19	228	137	60.1	19	234	73	31.2	7	164	68	41.5
		8400846	KINGSWOOD ACADEMY	5					2	24	20	83.3	0	32	27	84.4
	700250563	8250563	KRUGERSDORP HIGH SCHOOL	5	2	267	257	96.3	1	264	255	96.6	1	248	232	93.5
	700270850	8270850	LETSATSING SECONDARY SCHOOL	4	7	128	124	96.9	10	129	120	93.0	25	213	168	78.9
	700252867	8252867	LODIRILE SEC SCHOOL	2	45	178	168	94.4	39	213	146	68.5	25	205	159	77.6
	700400202	8400202	LUKHANYO HIGH SCHOOL	2	2	98	84	85.7	3	118	94	79.7	5	204	152	74.5
	700252452	8251181	MADIBA SECONDARY SCHOOL	4	14	195	182	93.3	16	191	152	79.6	8	278	257	92.4
	700400733	8400733	MAGALIESBURG SEC SCHOOL	5	7	55	53	96.4	5	118	100	84.7	9	125	104	83.2
	700251611	8251611	MAGALIESBURG STATE SCHOOL	3	0	34	32	94.1	18	42	28	66.7	0	46	33	71.7
	700252262	8252262	MANDISA SHICEKA SECONDARY SCHOOL	5	31	219	203	92.7	34	239	212	88.7	17	311	242	77.8
	700251678	8251678	MATLA COMBINED SCHOOL	2	13	57	52	91.2	5	70	56	80.0	14	83	66	79.5
	700251736	8251736	MOSUPATSELA SECONDARY SCHOOL	4	22	138	124	89.9	41	145	118	81.4	27	275	226	82.2
	700270991	8270991	PHAHAMA SECONDARY SCHOOL	3	41	146	144	98.6	19	270	241	89.3	27	267	191	71.5
	700270488	8270488	RANDFONTEIN HIGH SCHOOL	5	0	212	211	99.5	0	214	214	100.0	2	257	255	99.2
	700270025	8270025	RANDFONTEIN SECONDARY SCHOOL	4	36	86	55	64.0	20	187	121	64.7	23	161	131	81.4
	700400365	8400365	RANDVIEW COLLEGE	99	12	23	13	56.5	7	49	25	51.0	26	71	30	42.3
	700271528	8271528	RELEBOGILE SEC SCHOOL	3	14	127	108	85.0	21	220	151	68.6	17	224	136	60.7
	700400524	8400524	RIETVALLEI EXT 5 SECONDARY SCHOOL	2	8	100	92	92.0	9	113	105	92.9	9	163	132	81.0
	700400995	8400995	ROYAL KINGS SCHOOL KRUGERSDORP BRNCH	5									1	27	14	51.9

GAUTENG																	
District Name	EMIS No	Centre No	Centre Name	Quintile	2019				2020				2021			
					Progressed No	Total Wrote	Total Achieved	% Achieved	Progressed No	Total Wrote	Total Achieved	% Achieved	Progressed No	Total Wrote	Total Achieved	% Achieved
GAUTENG WEST	700251835	8251835	SCHAUMBURG COMBINED SCHOOL	1	2	33	28	84.8	1	54	48	88.9	0	53	41	77.4
	700251892	8251892	SG MAFAESA SECONDARY SCHOOL	4	6	116	113	97.4	13	138	123	89.1	5	209	191	91.4
	700400120	8400120	SIMUNYE SEC SCHOOL	1	16	127	81	63.8	36	125	65	52.0	29	206	103	50.0
	700271502	8271502	T M LETLHAKE SEC SCHOOL	1	24	242	141	58.3	21	202	107	53.0	35	305	117	38.4
	700400222	8400222	THATHULWAZI WR HIGH SCHOOL	2	10	129	96	74.4	8	205	168	82.0	6	201	169	84.1
	700932124	8932124	THUTO KITSO COMP	3	7	118	88	74.6	31	131	91	69.5	9	183	135	73.8
	700251991	8251991	THUTO LEFA SECONDARY SCHOOL	3	22	137	120	87.6	21	231	197	85.3	41	248	205	82.7
	700270934	8270934	THUTO LEHAKWE SEC SCHOOL	3	35	128	122	95.3	30	196	150	76.5	19	234	139	59.4
	700400203	8400203	THUTO PELE SECONDARY SCHOOL	2	19	111	100	90.1	0	115	105	91.3	11	144	131	91.0
	700251124	8251124	TOWNVIEW HIGH SCHOOL	5	4	129	121	93.8	16	144	127	88.2	3	134	122	91.0
	700271148	8271148	TSWASONGU SECONDARY SCHOOL	3	33	106	90	84.9	26	131	105	80.2	24	177	133	75.1
	700400508	8400508	UNI HIGH WEST RAND	99	0	20	16	80.0	0	20	18	90.0	1	27	27	100.0
	700932332	8932332	WEDELA TECHNICAL HIGH SCHOOL	3	19	122	99	81.1	5	117	91	77.8	43	185	102	55.1
JOHANNESBURG CENTRAL	700400408	8400408	ABBOTTS COLLEGE JOHANNESBURG SOUTH	99	0	44	41	93.2	0	51	48	94.1	0	59	58	98.3
	700133652	8133652	ADELAIDE TAMBO (J C MERKIN WHITE CITY	99	2	28	22	78.6	0	23	15	65.2	0	36	23	63.9
	700121210	8121210	ALTMONT TECHNICAL HIGH SCHOOL	1	0	128	110	85.9	1	167	149	89.2	13	232	197	84.9
	700110536	8110536	AURORA COMPREHENSIVE SCHOOL	3	31	80	66	82.5	49	116	59	50.9	2	177	154	87.0
	700400820	8400820	BASA PROTEA GLEN (INDEP CENTRE)	99	2	112	105	93.8	1	109	98	89.9	0	122	112	91.8
	700121236	8121236	BHUKULANI SECONDARY SCHOOL	3	11	241	217	90.0	8	281	239	85.1	5	282	252	89.4
	700400876	8400876	CURTIS NKONDO SEC SCHOOL	1	0	119	114	95.8	0	134	128	95.5	1	149	141	94.6
	700132043	8132043	DALIWONGA SECONDARY SCHOOL	4	5	151	136	90.1	7	179	164	91.6	12	183	163	89.1
	700132746	8132746	DR BEYERS NAUDE SECONDARY SCHOOL	4	0	67	46	68.7	9	85	64	75.3	7	68	48	70.6
	700110601	8110601	DR BW VILAKAZI SECONDARY SCHOOL	3	57	161	117	72.7	71	166	83	50.0	34	122	90	73.8
	700120030	8120030	ELDOMAINE HIGH SCHOOL	4	7	153	112	73.2	8	82	74	90.2	9	202	152	75.2
	700120097	8120097	ELDORADO PARK SECONDARY SCHOOL	4	41	208	162	77.9	23	229	174	76.0	55	305	206	67.5
	700110643	8110643	EMDENI SECONDARY SCHOOL	4	28	88	73	83.0	37	91	75	82.4	31	107	83	77.6
	700120501	8120501	FOREST HIGH SCHOOL	5	8	202	129	63.9	4	191	143	74.9	5	231	160	69.3
	700400531	8400531	FREEDOM PARK SECONDARY SCHOOL	1	59	398	217	54.5	0	175	102	58.3	92	166	126	75.9

GAUTENG																	
District Name	EMIS No	Centre No	Centre Name	Quintile	2019				2020				2021			
					Progressed No	Total Wrote	Total Achieved	% Achieved	Progressed No	Total Wrote	Total Achieved	% Achieved	Progressed No	Total Wrote	Total Achieved	% Achieved
JOHANNESBURG CENTRAL	700120550	8120550	HOERSKOOL DIE FAKKEL	5	16	105	97	92.4	16	146	134	91.8	20	251	223	88.8
	700120576	8120576	HOERSKOOL PRESIDENT	5	1	234	222	94.9	3	271	262	96.7	4	302	290	96.0
	700121392	8121392	IBHONGO SECONDARY SCHOOL	2	10	170	132	77.6	19	137	110	80.3	3	206	173	84.0
	700121442	8121442	JABULANI TECHNICAL SECONDARY SCHOOL	4	27	31	26	83.9	40	103	52	50.5	17	151	108	71.5
	700400107	8400107	KENNILWORTH SECONDARY SCHOOL	5	2	108	107	99.1	1	100	99	99.0	0	111	109	98.2
	700120188	8120188	KLIPSPRUIT-WES SECONDARY SCHOOL	4	6	47	28	59.6	11	55	26	47.3	13	64	46	71.9
	700120204	8120204	KLIPTOWN SECONDARY SCHOOL	4	30	153	122	79.7	37	183	138	75.4	25	238	193	81.1
	700110510	8110510	KWADEDANGENDLALE SECONDARY SCHOOL	3	30	166	143	86.1	40	175	133	76.0	10	224	182	81.3
	700120212	8120212	LANCEA VALE SECONDARY SCHOOL	4	24	181	113	62.4	17	162	144	88.9	42	176	146	83.0
	700110874	8110874	LAVELA SECONDARY SCHOOL	3	36	116	85	73.3	30	91	57	62.6	27	124	83	66.9
	700110155	8110155	LENASIA SECONDARY SCHOOL	5	11	152	151	99.3	1	216	198	91.7	3	213	206	96.7
	700110890	8110890	LENZ PUBLIC SCHOOL	4	3	68	63	92.6	0	112	102	91.1	14	152	112	73.7
	700121491	8121491	LETARE SECONDARY SCHOOL	4	25	66	62	93.9	20	72	52	72.2	18	91	80	87.9
	700121525	8121525	MAFORI MPHAHLELE COMPREHENSIVE SCHOOL	4	69	178	143	80.3	80	183	134	73.2	16	228	165	72.4
	700110999	8110999	MAPETLA HIGH SCHOOL	4	13	143	96	67.1	13	125	92	73.6	16	178	128	71.9
	700110247	8110247	MH JOOSUB TECHNICAL SECONDARY SCHOOL	5	21	104	90	86.5	33	133	100	75.2	14	143	99	69.2
	700120253	8120253	MISSOURILAAN SECONDARY SCHOOL	4	25	97	64	66.0	24	108	61	56.5	29	157	90	57.3
	700132498	8132498	MNCUBE SECONDARY SCHOOL	4	1	73	50	68.5	1	42	31	73.8	2	52	40	76.9
	700121574	8121574	MOLETSANE SECONDARY SCHOOL	4	36	111	108	97.3	19	138	123	89.1	22	167	154	92.2
	700120840	8120840	MONDEOR HIGH SCHOOL	5	17	313	297	94.9	3	320	301	94.1	11	326	312	95.7
	700132571	8132571	MORRIS ISAACSON SECONDARY SCHOOL	3	35	47	33	70.2	19	79	68	86.1	11	151	121	80.1
	700111112	8111112	NALEDI SECONDARY SCHOOL	4	16	47	41	87.2	2	60	53	88.3	10	90	69	76.7
	700899437	8899437	NDONDO DESIGNATED CENTRE	99					0	7	4	57.1	0	14	10	71.4
	700400696	8400696	NEW GENERATION SCHOOL	99	0	28	21	75.0	0	33	28	84.8	0	26	25	96.2
	700111120	8111120	NGHUNGHUNYANI COMPREHENSIVE	3	18	71	38	53.5	16	86	54	62.8	14	98	76	77.6
	700110262	8110262	NIRVANA SECONDARY SCHOOL	5	15	157	126	80.3	12	163	140	85.9	12	220	174	79.1
	700111666	8111666	NUR-UL-ISLAM SCHOOL	99	0	16	16	100.0	0	10	10	100.0	0	11	11	100.0
	700121665	8121665	PACE SECONDARY PRIVATE SCHOOL	4	21	94	81	86.2	36	159	126	79.2	11	161	117	72.7

GAUTENG																	
District Name	EMIS No	Centre No	Centre Name	Quintile	2019				2020				2021			
					Progressed No	Total Wrote	Total Achieved	% Achieved	Progressed No	Total Wrote	Total Achieved	% Achieved	Progressed No	Total Wrote	Total Achieved	% Achieved
JOHANNESBURG CENTRAL	700121681	8121681	PHAFOGANG SECONDARY SCHOOL	4	31	66	47	71.2	31	66	40	60.6	30	90	64	71.1
	700400244	8400244	PROTEA GLEN SECONDARY SCHOOL	5	22	181	160	88.4	36	283	228	80.6	11	242	212	87.6
	700111195	8111195	PRUDENS SECONDARY SCHOOL	3	11	26	26	100.0	11	41	34	82.9	4	62	58	93.5
	700111203	8111203	REASOMA SEC SCHOOL	5	24	187	156	83.4	47	207	140	67.6	17	219	163	74.4
		8400804	RIDGEWAY MUSLIM SCHOOL	5									0	10	10	100.0
	700111237	8111237	SEANA MARENA SECONDARY SCHOOL	4	35	114	81	71.1	31	110	65	59.1	19	149	106	71.1
	700111252	8111252	SEKANONTOANE SECONDARY SCHOOL	4	19	88	79	89.8	20	125	90	72.0	12	174	148	85.1
	700111260	8111260	SENAOANE SECONDARY SCHOOL	4	12	150	105	70.0	32	172	114	66.3	24	141	111	78.7
	700111682	8111682	SHREE BHARAT SHARDA MANDIR IND SCHOO	99	0	52	45	86.5	0	40	40	100.0	0	46	46	100.0
	700120303	8120303	SILVER OAKS SECONDARY SCHOOL	4	33	120	76	63.3	6	168	116	69.0	24	203	118	58.1
	700121061	8121061	SIR JOHN ADAMSON HIGH SCHOOL	5	12	247	232	93.9	14	264	241	91.3	16	266	237	89.1
	700133033	8133033	ST MATTHEWS PRIVATE SECONDARY SCHOOL	99	0	126	126	100.0	0	116	115	99.1	0	125	124	99.2
	700111328	8111328	TETELO SECONDARY SCHOOL	5	23	163	159	97.5	30	226	207	91.6	37	186	176	94.6
	700111344	8111344	THABO SECONDARY SCHOOL	4	12	75	45	60.0	18	58	50	86.2	14	58	38	65.5
	700111377	8111377	THOMAS MOFOLO SECONDARY SCHOOL	4	6	145	125	86.2	16	149	120	80.5	28	129	104	80.6
	700132159	8132159	THUBELIHLE SEC SCHOOL	3	21	46	43	93.5	28	69	61	88.4	12	85	83	97.6
	700133181	8133181	TLHATLHOGANG SECONDARY SCHOOL	3	0	115	95	82.6	0	88	84	95.5	28	141	120	85.1
	700110320	8110320	TOPAZ SECONDARY SCHOOL	5	46	158	113	71.5	36	185	103	55.7	20	194	132	68.0
	700110338	8110338	TRINITY SECONDARY SCHOOL	5	22	169	149	88.2	29	199	158	79.4	19	261	153	58.6
	700111450	8111450	VUWANI SECONDARY SCHOOL	3	39	276	229	83.0	15	256	224	87.5	10	331	272	82.2
	700120386	8120386	WILLOW CRESCENT SECONDARY SCHOOL	4	45	55	45	81.8	28	119	107	89.9	53	172	140	81.4
JOHANNESBURG EAST	700400616	8400616	ABDULLAH BIN SALAAM ISLAMIC CENTRE	3									0	7	7	100.0
	700400859	8400859	ACTS HOUSE OF EDUCATION	5					0	5	4	80.0	0	21	19	90.5
	700400969	8400969	ACUDEO COLLEGE PROTEA GLEN	5									0	43	40	93.0
	700152009	8152009	ALEXANDRA SECONDARY SCHOOL	2	13	164	149	90.9	9	202	176	87.1	31	246	207	84.1
	700150011	8150011	ALLANRIDGE SECONDARY SCHOOL	2	45	207	147	71.0	26	174	128	73.6	20	275	197	71.6
	700400624	8400624	ALPHA TUTORIAL COLLEGE	99									0	16	16	100.0
	700130104	8130104	ATHLONE BOYS HIGH SCHOOL	5	6	69	66	95.7	4	86	73	84.9	10	88	72	81.8
	700130112	8130112	ATHLONE GIRLS HIGH SCHOOL	5	1	156	154	98.7	0	185	179	96.8	0	160	157	98.1

GAUTENG																	
District Name	EMIS No	Centre No	Centre Name	Quintile	2019				2020				2021			
					Progressed No	Total Wrote	Total Achieved	% Achieved	Progressed No	Total Wrote	Total Achieved	% Achieved	Progressed No	Total Wrote	Total Achieved	% Achieved
JOHANNESBURG EAST	700400687	8400687	ATLAS COMBINED SCHOOL	3	0	22	21	95.5	0	11	11	100.0	0	17	17	100.0
	700130153	8130153	BARNATO PARK HIGH SCHOOL	5	35	132	119	90.2	1	205	145	70.7	7	236	163	69.1
	700400598	8400598	BELLEVUE PRIMARY AND HIGH SCHOOL	99	0	12	12	100.0	0	13	13	100.0	0	9	9	100.0
	700130187	8130187	BETH JACOBS GIRLS HIGH SCHOOL	99	0	21	21	100.0	0	12	12	100.0	0	10	10	100.0
	700133538	8133538	BEYHAN COLLEGE	99	0	15	8	53.3	0	7	5	71.4	0	22	21	95.5
	700150201	8150201	BRYANSTON HIGH SCHOOL	5	0	163	161	98.8	0	177	173	97.7	0	174	174	100.0
	700131995	8131995	CENTURION COLLEGE	99	1	34	34	100.0	5	41	40	97.6	0	40	40	100.0
	700130203	8130203	CONVENT OF THE HOLY FAMILY	99	0	57	52	91.2	0	46	42	91.3	0	46	43	93.5
	700400530	8400530	DAVID MAKHUBO SEC SCHOOL	1	17	148	118	79.7	28	171	129	75.4	28	152	112	73.7
	700400540	8400540	DENVER SECONDARY SCHOOL	5	0	109	108	99.1	0	109	109	100.0	1	161	151	93.8
	700400925	8400925	DOORNFONTEIN GIRLS COLLEGE	99									0	6	6	100.0
	700152090	8152090	EAST BANK HIGH SCHOOL	5	65	187	113	60.4	80	181	89	49.2	6	166	104	62.7
	700400328	8400328	EASTRIDGE CHRISTIAN SCHOOL	99	0	21	21	100.0	0	11	11	100.0	17	18	18	100.0
	700133843	8133843	EDEN COLLEGE	99	0	43	41	95.3	0	60	53	88.3	0	26	25	96.2
	700260760	8260760	EQINISWENI SECONDARY SCHOOL	2	35	368	315	85.6	1	363	286	78.8	34	348	216	62.1
	701400306	8400306	EVELINE INDEPENDENT SCHOOL	99	0	18	16	88.9	0	30	28	93.3	2	24	24	100.0
	700400928	8400928	GAUTENG CITY COLLEGE	5					0	0	0		0	14	14	100.0
	700400706	8400706	GLEN AUSTIN HIGH SCHOOL (IND CENTRE)	1	0	38	38	100.0	0	33	31	93.9	6	31	29	93.5
	700130401	8130401	GRANTLEY COLLEGE	99	0	21	21	100.0	0	15	15	100.0	0	17	17	100.0
	700400370	8400370	HAMBANI COLLEGE - DISTRICT 9	99	22	20	20	100.0	2	25	25	100.0	8	40	37	92.5
	700130484	8130484	HIGHLANDS NORTH BOYS HIGH SCHOOL	5	1	55	50	90.9	5	93	78	83.9	4	112	86	76.8
	700400292	8400292	HOPE FOUNTAIN COMBINED SCHOOL	99	3	32	30	93.8	1	22	19	86.4	2	38	36	94.7
	700400009	8400009	IVORY PARK SECONDARY SCHOOL	2	20	208	200	96.2	38	241	220	91.3	24	292	248	84.9
	700400402	8400402	J B MATABANE SECONDARY SCHOOL	1	23	140	123	87.9	10	140	123	87.9	161	216	186	86.1
	700130641	8130641	JEPPE GIRLS HIGH SCHOOL	5	0	157	157	100.0	0	180	180	100.0	0	160	160	100.0
	700130633	8130633	JEPPE HIGH SCHOOL FOR BOYS	5	0	187	186	99.5	0	191	190	99.5	0	192	192	100.0
	700122234	8122234	JOHANNESBURG POLYTECH INSTITUTE	99	0	106	106	100.0	0	107	107	100.0	6	132	130	98.5
	700130302	8130302	JULES HIGH SCHOOL	4	0	147	110	74.8	0	62	50	80.6	8	142	119	83.8
	700400353	8400353	JW ALL SAINTS SCHOOL	99	1	16	16	100.0	0	16	16	100.0	1	17	16	94.1
	700400347	8400347	KAALFONTEIN SECONDARY SCHOOL	2	15	136	103	75.7	16	117	87	74.4	25	270	183	67.8

GAUTENG																	
District Name	EMIS No	Centre No	Centre Name	Quintile	2019				2020				2021			
					Progressed No	Total Wrote	Total Achieved	% Achieved	Progressed No	Total Wrote	Total Achieved	% Achieved	Progressed No	Total Wrote	Total Achieved	% Achieved
JOHANNESBURG EAST	700130070	8130070	KENSINGTON SECONDARY SCHOOL	5	0	151	114	75.5	0	162	128	79.0	5	206	159	77.2
	700130765	8130765	KING EDWARD VII SCHOOL	5	0	212	211	99.5	0	192	190	99.0	0	217	217	100.0
	700400513	8400513	KUBE SCHOOL	99									0	20	19	95.0
	700152207	8152207	KWABHEKILANGA SECONDARY SCHOOL	4	23	168	156	92.9	27	211	175	82.9	34	199	158	79.4
	700400310	8400310	LEAP SCIENCE AND MATHS SCH D9	99	0	19	19	100.0	0	29	26	89.7	0	22	22	100.0
	700132415	8132415	LIBERTY COMMUNITY SCHOOL	99	6	73	70	95.9	2	76	71	93.4	8	65	60	92.3
	700132464	8132464	MAHLASEDI HIGH SCHOOL	99	0	46	44	95.7	0	68	68	100.0	0	67	67	100.0
	700130864	8130864	MALVERN HIGH SCHOOL	4	2	95	88	92.6	0	110	104	94.5	0	155	134	86.5
	700400150	8400150	MAPHUTHA SECONDARY SCHOOL	4	64	171	148	86.5	0	320	215	67.2	2	320	211	65.9
	700150029	8150029	MARLBORO GARDENS SECONDARY SCHOOL	5	0	87	87	100.0	0	91	91	100.0	0	86	85	98.8
	700130880	8130880	MARYVALE COLLEGE	99	0	37	37	100.0	0	44	44	100.0	0	45	44	97.8
	700400708	8400708	MIDLAND PRIM & HIGH SCHOOL (INDEP CE	99	0	10	10	100.0	0	15	12	80.0	1	16	15	93.8
	704150987	8150987	MIDRAND HIGH SCHOOL	5	0	216	208	96.3	1	200	194	97.0	0	235	222	94.5
	700152264	8152264	MINERVA SECONDARY SCHOOL	2	154	235	185	78.7	30	172	139	80.8	18	279	183	65.6
	700132621	8132621	NEWGATE COLLEGE	99	10	28	28	100.0	3	36	36	100.0	1	45	44	97.8
	700400549	8400549	NIZAMIYE COMBINED SCHOOL	99	0	15	15	100.0	0	19	19	100.0	0	19	19	100.0
	700400362	8400362	NOORDWYK SECONDARY SCHOOL	5	0	185	169	91.4	12	206	192	93.2	8	232	222	95.7
	700151050	8151050	NORTHVIEW HIGH SCHOOL	5	23	153	127	83.0	20	130	105	80.8	25	161	128	79.5
	700131128	8131128	PARKTOWN BOYS HIGH SCHOOL	5	1	159	156	98.1	0	177	173	97.7	0	168	166	98.8
	700400128	8400128	PONELOPELE ORACLE SECONDARY SCHOOL	3	12	112	109	97.3	12	191	165	86.4	10	212	181	85.4
	700400336	8400336	PRIDE LEARNING ACADEMY	99	0	10	10	100.0	0	17	17	100.0	0	14	14	100.0
	700131326	8131326	QUEENS HIGH SCHOOL	5	0	234	214	91.5	0	245	224	91.4	0	237	220	92.8
	700401029	8401029	QURTUBA ISLAMIC ACADEMY	5									0	19	19	100.0
	700131342	8131342	RAND TUTORIAL COLLEGE	99	0	29	28	96.6	0	44	44	100.0	0	36	36	100.0
	700152314	8152314	REALOGILE SECONDARY SCHOOL	2	92	205	164	80.0	42	168	132	78.6	56	245	191	78.0
	700151498	8151498	SANDOWN HIGH SCHOOL	5	0	107	77	72.0	1	121	92	76.0	15	137	99	72.3
	700131441	8131441	SANDRINGHAM HIGH SCHOOL	5	17	170	132	77.6	6	146	106	72.6	28	164	125	76.2
	700400828	8400828	SANDTON COMBINED SCHOOL	5									9	8	7	87.5
	700150318	8150318	SANDTONVIEW	5	14	94	80	85.1	0	103	77	74.8	10	108	64	59.3
	700131482	8131482	SHAREI TORAH	99	0	14	14	100.0	0	10	10	100.0	0	7	7	100.0
	700131490	8131490	SHEIKH ANTA DIOP COLLEGE	99									0	10	10	100.0
	700132951	8132951	SIR ISAAC NEWTON HIGH SCHOOL	99	1	7	7	100.0	0	1	1	100.0	0	6	5	83.3
	700400626	8400626	SPACE AGE INDEPENDENT SCHOOL	3	0	13	6	46.2	0	14	13	92.9	0	16	16	100.0

GAUTENG																	
District Name	EMIS No	Centre No	Centre Name	Quintile	2019				2020				2021			
					Progressed No	Total Wrote	Total Achieved	% Achieved	Progressed No	Total Wrote	Total Achieved	% Achieved	Progressed No	Total Wrote	Total Achieved	% Achieved
JOHANNESBURG EAST	700132985	8132985	ST ENDAS EDUCATION SECONDARY SCHOOL	5	12	84	76	90.5	3	90	78	86.7	0	98	95	96.9
	700151654	8151654	ST VINCENT SCHOOL	99	0	3	2	66.7	0	17	9	52.9	0	9	4	44.4
	700400375	8400375	SUMMAT ALEXANDRA COLLEGE	99	12	8	8	100.0	0	16	15	93.8	12	20	20	100.0
	700400930	8400930	TAALNET GLEN AUSTIN	5									10	10	8	80.0
	700400115	8400115	TSOSELETSO YA AFRICA SEC SCHOOL	3	2	218	187	85.8	0	248	209	84.3	9	212	159	75.0
	700261420	8261420	UMQHELE SECONDARY SCHOOL	2	66	223	193	86.5	40	220	125	56.8	45	252	188	74.6
	700133223	8133223	UNITED CHURCH PREPARATORY SCHOOL	99	0	28	27	96.4	0	32	32	100.0	0	40	39	97.5
	700152512	8152512	UNITED SISTERHOOD MITZVAH	99	0	29	28	96.6	0	26	24	92.3	0	27	27	100.0
	700151910	8151910	WAVERLEY GIRLS HIGH SCHOOL	5	0	182	146	80.2	3	163	140	85.9	10	181	160	88.4
	700151928	8151928	WENDYWOOD HIGH SCHOOL	5	4	125	115	92.0	3	136	124	91.2	0	140	128	91.4
	700134065	8134065	YESHIVA MAHARSHA BEIS AHARON COM SCH	5									0	7	7	100.0
JOHANNESBURG NORTH	700400173	8400173	ABBOTTS COLLEGE NORTHCLIFF	99	0	55	50	90.9	0	52	47	90.4	0	67	61	91.0
	700141531	8141531	AL-AZHAR INSTITUTE	99	0	19	15	78.9	0	78	57	73.1	0	8	6	75.0
	700400640	8400640	AUCKLAND PARK ACADEMY (IND CENTRE)	1									0	30	30	100.0
	700400391	8400391	BLUE EAGLE HIGH SCHOOL	1	19	148	137	92.6	7	107	97	90.7	23	179	149	83.2
	700131961	8131961	BONA COMPREHENSIVE SCHOOL	3	19	110	91	82.7	25	176	139	79.0	24	235	176	74.9
	700140426	8140426	BOPASENATLA SECONDARY SCHOOL	3	13	40	31	77.5	10	62	53	85.5	11	74	60	81.1
	700131979	8131979	BOPHELO-IMPILO PRIVATE SCHOOL	99									3	112	86	76.8
	700141523	8141523	BOSMONT MUSLIM SCHOOL	99	0	29	26	89.7	2	46	39	84.8	1	48	41	85.4
	700400032	8400032	BRANDCLIFF HOUSE PRIVATE SCHOOL	99	0	21	21	100.0	0	25	25	100.0	0	21	21	100.0
	700140038	8140038	CHRIS J BOTHA SECONDARY SCHOOL	5	31	94	64	68.1	7	85	60	70.6	7	122	85	69.7
	700152859	8152859	CONCORD COLLEGE	99	0	27	23	85.2	0	18	15	83.3	6	37	31	83.8
	700140053	8140053	CORONATIONVILLE SECONDARY SCHOOL	4	54	82	73	89.0	24	123	93	75.6	5	137	110	80.3
	700400210	8400210	COSMO CITY SEC 2	1	14	118	107	90.7	15	133	113	85.0	15	194	158	81.4
	700400180	8400180	COSMO CITY SEC SCHOOL 1	1	30	202	181	89.6	19	251	232	92.4	5	284	254	89.4
	700150391	8150391	DELTA PARK SCHOOL (LSEN)	99	3	22	21	95.5	0	34	33	97.1	0	36	34	94.4
	700140434	8140434	DIEPDALE SECONDARY SCHOOL	3	24	103	83	80.6	11	109	82	75.2	9	101	81	80.2
	700400010	8400010	DIEPSLOOT COMBINED SCHOOL	1	1	91	88	96.7	2	125	120	96.0	3	121	119	98.3
	700400424	8400424	DIEPSLOOT SECONDARY NO 2	1	38	88	88	100.0	7	65	65	100.0	9	158	156	98.7

GAUTENG																	
District Name	EMIS No	Centre No	Centre Name	Quintile	2019				2020				2021			
					Progressed No	Total Wrote	Total Achieved	% Achieved	Progressed No	Total Wrote	Total Achieved	% Achieved	Progressed No	Total Wrote	Total Achieved	% Achieved
JOHANNESBURG NORTH	700400149	8400149	DIEPSLOOT WEST SEC	1	42	159	137	86.2	28	157	118	75.2	39	169	114	67.5
	700121301	8121301	EMSHUKANTAMBO SEC SCHOOL	3	39	99	81	81.8	20	178	163	91.6	17	241	179	74.3
	700400585	8400585	FAR NORTH SECONDARY SCHOOL	1	25	128	95	74.2	25	159	135	84.9	7	115	93	80.9
	700150441	8150441	FERNDALE HIGH SCHOOL	5	9	98	93	94.9	3	108	106	98.1	0	112	103	92.0
	700140517	8140517	FIDELITAS COMPREHENSIVE SCHOOL	3	39	187	150	80.2	9	216	172	79.6	22	244	195	79.9
	700140525	8140525	FONS LUMINIS SEC SCHOOL	4	20	208	162	77.9	29	180	141	78.3	38	287	217	75.6
	700150466	8150466	FOURWAYS HIGH SCHOOL	5	0	215	213	99.1	1	220	214	97.3	0	209	204	97.6
	700130427	8130427	GREENSIDE HIGH SCHOOL	5	2	187	186	99.5	0	195	194	99.5	0	204	204	100.0
	700130559	8130559	HOER TEGNIESE SKOOL LANGLAAGTE	5	12	129	108	83.7	7	97	67	69.1	2	91	63	69.2
	700150623	8150623	HOERSKOOL LINDEN	5	0	151	150	99.3	0	122	122	100.0	1	142	142	100.0
	700150631	8150631	HOERSKOOL RANDBURG	5	0	98	97	99.0	0	146	146	100.0	0	137	137	100.0
	700140186	8140186	HOERSKOOL VORENTOE	5	15	197	183	92.9	2	194	173	89.2	2	198	187	94.4
	700130534	8130534	HOPE SCHOOL/SKOOL	4	0	19	18	94.7	1	17	15	88.2	0	18	14	77.8
	700140566	8140566	IMMACULATA SECONDARY SCHOOL	99	0	108	104	96.3	1	101	96	95.0	0	116	111	95.7
	700152181	8152181	ITIRELE-ZENZELE COMPREHENSIVE SCHOOL	1	60	151	116	76.8	39	129	101	78.3	26	202	156	77.2
	700130062	8130062	JOHANNESBURG SECONDARY SCHOOL	5	38	157	116	73.9	0	123	107	87.0	10	179	148	82.7
	700152223	8152223	KWENA MOLAPO COMPREHENSIVE SCHOOL	2	6	57	55	96.5	2	134	126	94.0	6	143	139	97.2
	700400667	8400667	LEAP SCIENCE AND MATHS SCH D10	99	0	39	39	100.0	0	41	40	97.6	0	39	39	100.0
	700132449	8132449	LOFENTSE COMPREHENSIVE SCHOOL	3	17	136	118	86.8	27	180	131	72.8	24	192	148	77.1
	700140756	8140756	MADIBANE COMPREHENSIVE SCHOOL	2	12	37	35	94.6	8	50	47	94.0	2	93	86	92.5
	700130971	8130971	MCAULEY HOUSE SCHOOL	99	0	59	59	100.0	0	60	60	100.0	0	65	65	100.0
	700400841	8400841	MERIDIAN COSMO CITY (INDEP CENTRE)	1	0	80	79	98.8	0	84	83	98.8	0	111	110	99.1
	700121608	8121608	MUSI COMPREHENSIVE	5	16	157	112	71.3	14	105	96	91.4	39	232	183	78.9
	700140848	8140848	NAMEDI SECONDARY SCHOOL	2	27	87	69	79.3	9	94	78	83.0	0	124	93	75.0
	700133348	8133348	NEW NATION SCHOOL	99	4	38	36	94.7	10	37	27	73.0	5	80	60	75.0
	700140087	8140087	NOORDGESIG SEC SCHOOL	4	44	118	109	92.4	19	167	142	85.0	11	202	161	79.7
	700140285	8140285	NORTHCLIFF HIGH SCHOOL	5	2	288	286	99.3	1	285	281	98.6	1	279	277	99.3
	700400663	8400663	NORTHRIDING SEC SCHOOL	5	41	96	91	94.8	5	127	113	89.0	1	124	119	96.0
	700132670	8132670	ORLANDO SECONDARY SCHOOL	3	29	55	46	83.6	9	55	44	80.0	6	90	74	82.2
	700131136	8131136	PARKTOWN GIRLS HIGH SCHOOL	5	0	208	208	100.0	0	204	200	98.0	1	190	190	100.0
	700121715	8121715	PROGRESS COMPREHENSIVE SCHOOL	4	4	160	136	85.0	20	178	153	86.0	22	249	167	67.1

GAUTENG																	
District Name	EMIS No	Centre No	Centre Name	Quintile	2019				2020				2021			
					Progressed No	Total Wrote	Total Achieved	% Achieved	Progressed No	Total Wrote	Total Achieved	% Achieved	Progressed No	Total Wrote	Total Achieved	% Achieved
JOHANNESBURG NORTH	700140095	8140095	R W FICK SECONDARY SCHOOL	5	47	107	78	72.9	19	103	75	72.8	75	118	74	62.7
	700152851	8152851	RABASOTHO COMBINED SCHOOL	99	8	23	20	87.0	0	22	21	95.5	0	27	24	88.9
	700133976	8159000	RADLEY COLLEGE	99	0	28	25	89.3	0	21	17	81.0	0	17	14	82.4
	700151241	8151241	RAND PARK HIGH SCHOOL	5	0	251	247	98.4	0	265	264	99.6	1	265	263	99.2
	700140111	8140111	RIVERLEA SEC SCHOOL	2	61	81	67	82.7	23	92	58	63.0	40	121	76	62.8
	700131367	8131367	ROOSEVELT HIGH SCHOOL	5	3	168	167	99.4	0	176	174	98.9	0	298	289	97.0
	700400136	8400136	SAMA HIGH SCHOOL	99	0	29	29	100.0	0	43	43	100.0	0	43	43	100.0
	700152348	8152348	SEKOLO SA BOROKGO	99	0	51	48	94.1	0	71	69	97.2	0	57	56	98.2
	700132902	8132902	SELELEKELA SEC SCHOOL	3	103	257	195	75.9	62	247	157	63.6	23	291	199	68.4
	700152363	8152363	ST ANSGARS COMBINED SCHOOL	1	17	130	97	74.6	0	113	89	78.8	20	146	125	85.6
	700140368	8140368	ST BARNABAS COLLEGE	99	0	88	78	88.6	0	84	79	94.0	1	80	76	95.0
	700400517	8400417	SUNRISE SECONDARY SCHOOL	1	6	114	96	84.2	0	64	61	95.3	0	79	78	98.7
	700121798	8121798	THABA-JABULA SECONDARY SCHOOL	3	62	182	142	78.0	1	155	130	83.9	20	263	197	74.9
	700132811	8132811	UJ METROPOLITAN ACADEMY	5	0	92	92	100.0	0	87	86	98.9	0	90	88	97.8
	700140137	8140137	WESTBURY SECONDARY SCHOOL	4	57	172	142	82.6	22	162	113	69.8	31	206	157	76.2
	700400026	8400026	WILLOWRIDGE PRIVATE SCHOOL	99	1	3	3	100.0	0	22	19	86.4	0	23	20	87.0
JOHANNESBURG SOUTH	700131839	8131839	AFRO-KOMBS COLLEGE	99	2	32	30	93.8	0	37	29	78.4	2	21	18	85.7
	700330696	8330696	AHA-THUTO SECONDARY SCHOOL	2	78	134	91	67.9	44	119	69	58.0	24	174	111	63.8
	700400028	8111906	AL-AQSA SCHOOL	99	1	101	101	100.0	0	106	106	100.0	0	99	98	99.0
	700110072	8110072	AZARA SECONDARY SCHOOL	5	86	100	77	77.0	0	101	79	78.2	30	201	125	62.2
	700131920	8131920	BASA TUTORIAL INSTITUTE	99	12	136	131	96.3	1	134	130	97.0	0	118	111	94.1
	700400764	8400764	BEMSSEL COLLEGE	99	7	3	2	66.7	2	6	4	66.7	0	2	2	100.0
	700110015	8110015	DALEVIEW SEC SCHOOL	2	63	132	82	62.1	31	91	75	82.4	35	136	92	67.6
	700800027	8800027	DESIGNATED BILAL COMBINED	99	1	35	24	68.6	0	25	12	48.0	0	46	38	82.6
	700800018	8800018	DESIGNATED CENTRE REDWOOD COLLEGE	99	0	34	31	91.2	0	28	27	96.4	0	24	24	100.0
	700400759	8400759	DESTINY CHARTER SCHOOL	99	3	13	13	100.0	6	22	22	100.0	0	21	21	100.0
	700120568	8120568	DIVERSITY HIGH SCHOOL	5	50	108	83	76.9	18	158	91	57.6	0	132	91	68.9
	700132100	8132100	DUNCTONWOOD PROGRESSIVE SCHOOL	99	1	5	5	100.0	0	28	25	89.3	0	5	4	80.0
	700132126	8132126	EDUCATION ALIVE SCHOOL	99	12	115	110	95.7	0	126	123	97.6	0	131	130	99.2
	700111823	8111823	ELETHU THEMBA SCHOOL	2	13	55	47	85.5	16	75	50	66.7	8	85	67	78.8
	700110023	8110023	ENNERDALE SEC SCHOOL	5	31	74	57	77.0	43	126	81	64.3	16	150	85	56.7
	700400394	8400394	FINETOWN SECONDARY SCHOOL	1	36	158	129	81.6	33	163	106	65.0	19	230	155	67.4
	700111500	8111500	FRED NORMAN SEC SCHOOL	5	37	210	170	81.0	0	280	220	78.6	16	296	254	85.8
	700132241	8132241	FREEDOM COMMUNITY COLLEGE	99	20	77	76	98.7	2	77	75	97.4	0	96	93	96.9

GAUTENG																	
District Name	EMIS No	Centre No	Centre Name	Quintile	2019				2020				2021			
					Progressed No	Total Wrote	Total Achieved	% Achieved	Progressed No	Total Wrote	Total Achieved	% Achieved	Progressed No	Total Wrote	Total Achieved	% Achieved
JOHANNESBURG SOUTH	700111922	8111922	GIBSON PILLAY LEARNING ACAD	99	0	28	25	89.3	0	51	50	98.0	0	52	52	100.0
	700110403	8110403	GLENVISTA HIGH SCHOOL	5	3	275	255	92.7	3	234	221	94.4	2	254	243	95.7
	700400313	8400313	GREENLANE COLLEGE	99	13	16	14	87.5	6	23	17	73.9	6	32	29	90.6
	700122309	8122309	HORIZON INTERNATIONAL HIGH SCHOOL	99	1	58	58	100.0	0	59	57	96.6	0	55	54	98.2
	700330852	8330852	IMBALI COMBINED SCHOOL	3	1	10	10	100.0	0	28	28	100.0	0	26	26	100.0
	700330753	8330753	ISIKHUMBUZO HIGH SCHOOL	99	26	25	22	88.0	8	35	29	82.9	1	34	28	82.4
	700400055	8400055	ITHUBA-LETHU SEC SCHOOL	99	54	55	55	100.0	0	81	73	90.1	20	217	183	84.3
	700331611	8331611	JABULILE SECONDARY SCHOOL	2	120	94	76	80.9	91	163	108	66.3	26	243	175	72.0
	700400293	8400293	JEPPE EDUCATION CENTRE (ELOFF STR)	99	25	113	112	99.1	0	143	142	99.3	1	148	148	100.0
	0	8219983	JEPPE FULL-TIME DESIGNATED CENTRE	99									2	114	97	85.1
	700133769	8133769	JOHANNESBURG MUSLIM SCHOOL	99	0	62	62	100.0	0	56	55	98.2	0	62	62	100.0
	700130708	8130708	JOHN ORR TECHNICAL HIGH SCHOOL	4	20	94	83	88.3	0	90	56	62.2	9	119	107	89.9
	700330894	8330894	JOHWETO COMBINED SCHOOL	99	4	19	18	94.7	0	21	21	100.0	0	12	12	100.0
	700133918	8133918	JORDAO COLLEGE	99	0	21	17	81.0	0	23	22	95.7	0	19	16	84.2
	700400584	8400584	KIBLER PARK SECONDARY SCHOOL	5	6	80	73	91.3	0	96	83	86.5	0	122	105	86.1
	700400429	8400429	LAWLEY THUTO LEFA SECONDARY SCHOOL	1	39	185	128	69.2	0	208	174	83.7	13	280	219	78.2
	700400167	8400167	LEEDS BUSINESS COLLEGE REPEATERS	99	2	6	6	100.0	0	0	0		0	1	1	100.0
	700111583	8111583	LENASIA MUSLIM SCHOOL	99	0	75	75	100.0	0	75	75	100.0	0	69	69	100.0
	700110213	8110213	LENASIA SOUTH SECONDARY SCHOOL	5	17	118	108	91.5	1	163	143	87.7	3	206	180	87.4
	700330969	8330969	LESHATA SECONDARY SCHOOL	2	19	155	145	93.5	10	227	202	89.0	4	279	234	83.9
		8400922	LOTUS SCHOOL OF EXCELLENCE	99					0	40	27	67.5	0	51	37	72.5
	700331884	8331884	MASIBAMBANE COLLEGE	99	2	53	53	100.0	0	61	58	95.1	0	65	63	96.9
	700400350	8400350	MBOWA ACADEMY	99									0	51	28	54.9
	700134007	8134007	METROPOLITAN COLLEGE	99	2	12	11	91.7	0	15	14	93.3	0	20	20	100.0
	700111658	8111658	MOSES MAREN MISSION TECHNICAL SECONDARY	2	8	107	67	62.6	15	152	92	60.5	0	111	80	72.1
	700331950	8331950	MPHETHI MAHLATSI SEC SCHOOL	2	63	284	213	75.0	0	260	194	74.6	0	312	243	77.9
	700131037	8131037	NATIONAL SCHOOL OF THE ARTS	5	1	127	126	99.2	1	104	95	91.3	0	124	113	91.1
	700400454	8400454	NATIONWIDE SCHOOL FOR ACADEMIC EXCEL	99	13	69	69	100.0	3	47	47	100.0	0	65	65	100.0
	700111815	8111815	OAKDALE SEC SCHOOL	5	11	95	60	63.2	0	63	32	50.8	0	83	56	67.5

GAUTENG																	
					2019				2020				2021				
District Name	EMIS No	Centre No	Centre Name	Quintile	Progressed No	Total Wrote	Total Achieved	% Achieved	Progressed No	Total Wrote	Total Achieved	% Achieved	Progressed No	Total Wrote	Total Achieved	% Achieved
JOHANNESBURG SOUTH	700400521	8400521	ORANGE FARM SECONDARY SCHOOL	3	12	90	69	76.7	34	76	47	61.8	1	102	71	69.6
	700132720	8132720	PHOENIX COLLEGE OF JOHANNESBURG	99	7	107	106	99.1	9	93	92	98.9	0	116	114	98.3
	700132753	8132753	PROVIDENCE ACADEMY	99	12	87	79	90.8	3	85	83	97.6	0	110	101	91.8
	700400235	8400235	QALABOTJHA SECONDARY SCHOOL	1	21	169	101	59.8	13	111	81	73.0	36	132	86	65.2
	700331181	8331181	QOQA SECONDARY SCHOOL	2	31	68	51	75.0	0	89	60	67.4	16	107	84	78.5
	700131334	8131334	RAND MEISIESKOOL/GIRLS SCHOOL	4	3	183	172	94.0	1	217	195	89.9	1	217	202	93.1
	700331215	8331215	RAPHELA SECONDARY SCHOOL	2	53	66	59	89.4	0	128	88	68.8	37	145	103	71.0
	700400438	8400438	ROSTEC TECHNICAL FET COLLEGE-MARKET	99	6	14	10	71.4	0	0	0		0	26	24	92.3
	700331546	8331546	SAKHISIZWE SEC SCHOOL	1	37	133	86	64.7	0	103	62	60.2	18	180	104	57.8
		8899634	SIYAPHAMBILI DESIGNATED CENTRE	99					4	2	2	100.0	0	4	4	100.0
	700331660	8331660	SIYAPHAMBILI SECONDARY SCHOOL	99	15	46	46	100.0	5	52	44	84.6	0	56	45	80.4
	700110197	8110197	SOUTHVIEW HIGH SCHOOL	5	36	185	128	69.2	10	208	155	74.5	6	280	191	68.2
	700400377	8400377	SUMMAT - MARKET STR	99	6	13	12	92.3	5	23	20	87.0	0	11	11	100.0
	700133058	8133058	SUPREME EDUCATIONAL COLLEGE	99	2	9	8	88.9	0	5	4	80.0	0	8	8	100.0
	700331405	8331405	THAMSANQA SECONDARY SCHOOL	2	14	100	66	66.0	42	100	59	59.0	54	196	122	62.2
	700122184	8111343	THE AFRICA HOUSE COLLEGE	99	3	28	27	96.4	4	48	48	100.0	0	57	57	100.0
	700121137	8121137	THE HILL HIGH SCHOOL	5	9	204	175	85.8	0	166	149	89.8	0	212	192	90.6
	700331645	8331645	THETHA SECONDARY SCHOOL	1	47	143	122	85.3	0	172	125	72.7	47	199	155	77.9
	700331876	8331876	THULA MNTWANA COMB SCHOOL	99	2	25	25	100.0	1	23	23	100.0	0	25	25	100.0
	700321554	8321554	THUSA-SETJHABA SEC SCHOOL	2	76	156	134	85.9	0	133	86	64.7	27	291	187	64.3
	700400522	8400522	TSHEPO YA RONA SECONDARY SCHOOL	2	10	101	62	61.4	0	97	52	53.6	0	146	80	54.8
	700133249	8133249	VECTOR COLLEGE	99	2	61	58	95.1	0	69	55	79.7	0	57	51	89.5
	700331504	8331504	VULANINDLELA SECONDARY	2	18	63	47	74.6	27	103	57	55.3	35	166	70	42.2
	700331976	8331976	VUTOMI HIGH SCHOOL	99									0	11	4	36.4
	700400452	8400452	WATERSHED TECHNICAL SCHOOL	99									0	22	21	95.5
	700400710	8400710	WHITE HOUSE COLLEGE (INDEP CENTRE)	99	0	19	15	78.9	0	16	13	81.3	0	11	10	90.9
	700400274	8400274	WHITESTONE COLLEGE	99	7	19	19	100.0	0	19	19	100.0	0	19	18	94.7
	700110767	8110767	WILLOWMEAD SEC SCHOOL	4	78	141	102	72.3	23	125	89	71.2	42	212	119	56.1
	700400682	8400682	WISDOM AND KNOWLEDGE COL	99									0	9	6	66.7
	700111526	8111526	ZAKARIYAH PARK SECONDARY SCHOOL	5	5	104	87	83.7	2	104	96	92.3	0	182	130	71.4

GAUTENG																	
District Name	EMIS No	Centre No	Centre Name	Quintile	2019				2020				2021			
					Progressed No	Total Wrote	Total Achieved	% Achieved	Progressed No	Total Wrote	Total Achieved	% Achieved	Progressed No	Total Wrote	Total Achieved	% Achieved
JOHANNESBURG WEST	700252189	8252189	ALLEN GLEN HIGH SCHOOL	5	14	210	204	97.1	5	216	208	96.3	3	189	184	97.4
	700131862	8131862	ANCHOR COMPREHENSIVE	3	48	100	86	86.0	13	113	95	84.1	26	159	117	73.6
		8400166	BEULAH INDEPENDANT PRIVATE	5									0	6	6	100.0
		8400964	CURRO ACADEMY WILGEHEUWEL HIGH SCHOO	5					0	59	57	96.6	2	93	90	96.8
	700400287	8400287	EAGLE HOUSE LEARNING CENTRE	99	0	29	29	100.0	0	27	26	96.3	0	14	14	100.0
	700132167	8132167	EMADWALENI SECONDARY SCHOOL	3	47	70	68	97.1	17	111	103	92.8	10	160	138	86.3
	700400873	8400873	FAIR RIDGE PRIVATE SCHOOL	5									0	7	7	100.0
	700888008	8888008	FLORIDA PARK ADULT CENTRE	99									0	9	3	33.3
	700250142	8250142	FLORIDA PARK HIGH SCHOOL	5	6	277	261	94.2	18	265	242	91.3	0	271	247	91.1
	700251405	8251405	FORTE SECONDARY SCHOOL	4	67	282	271	96.1	5	333	326	97.9	24	447	419	93.7
	700251413	8251413	GEORGE KHOSA SECONDARY SCHOOL	4	83	114	111	97.4	27	109	93	85.3	7	212	172	81.1
	700250217	8250217	HOERSKOOL DIE ADELAAR	5	9	151	142	94.0	1	190	177	93.2	8	172	163	94.8
	700250225	8250225	HOERSKOOL DIE BURGER	5	16	110	89	80.9	4	108	91	84.3	10	98	89	90.8
	700250233	8250233	HOERSKOOL FLORIDA	5	0	229	226	98.7	1	177	170	96.0	0	198	197	99.5
	700250274	8250274	HOERSKOOL ROODEPOORT	5	5	181	170	93.9	1	185	176	95.1	1	214	205	95.8
	700400221	8400221	IKUSASALETHU SEC SCHOOL	1	24	96	89	92.7	1	143	131	91.6	5	176	152	86.4
	700400766	8400766	INSTITUTE FOR QUALITY COLLEGIATE	99	2	18	14	77.8	0	27	14	51.9	0	16	16	100.0
	700140624	8140624	KELOKITSO COMPREHENSIVE SCHOOL	4	39	72	57	79.2	53	96	64	66.7	19	86	66	76.7
	700400241	8400241	KGATELOPELE SECONDARY SCHOOL	1	16	209	121	57.9	33	158	116	73.4	42	250	180	72.0
	700140665	8140665	KWA-MAHLOBO SECONDARY SCHOOL	3	12	78	69	88.5	0	94	84	89.4	13	110	92	83.6
	700140681	8140681	LAMULA JUBILEE SECONDARY SCHOOL	4	42	104	97	93.3	26	132	125	94.7	44	190	153	80.5
	700250852	8250852	LANTERNSKOOL	4	2	43	38	88.4	0	39	37	94.9	1	53	48	90.6
	700140715	8140715	LETSIBOGO SECONDARY SCHOOL	4	33	249	244	98.0	0	228	225	98.7	4	247	243	98.4
	700400791	8400791	LUFHERENG SEC SCHOOL	1	3	52	27	51.9	10	79	68	86.1	4	107	105	98.1
	700140780	8140780	MATSELISO SECONDARY SCHOOL	3	41	77	72	93.5	26	116	112	96.6	11	162	151	93.2
	700140806	8140806	MEADOWLANDS SECONDARY SCHOOL	3	67	66	55	83.3	17	81	76	93.8	20	128	120	93.8
	700140814	8140814	MOKGOME SECONDARY SCHOOL	3	41	87	78	89.7	7	105	86	81.9	9	108	87	80.6
	700132688	8132688	ORLANDO WEST SECONDARY SCHOOL	3	10	68	60	88.2	15	78	65	83.3	8	86	76	88.4
	700132704	8132704	PHEFENI SECONDARY SCHOOL	3	40	84	79	94.0	12	114	91	79.8	3	136	106	77.9
	700251777	8251777	PJ SIMELANE SECONDARY SCHOOL	4	46	148	133	89.9	50	224	194	86.6	12	229	195	85.2

GAUTENG																	
District Name	EMIS No	Centre No	Centre Name	Quintile	2019				2020				2021			
					Progressed No	Total Wrote	Total Achieved	% Achieved	Progressed No	Total Wrote	Total Achieved	% Achieved	Progressed No	Total Wrote	Total Achieved	% Achieved
JOHANNESBURG WEST	700250951	8250951	PRINCESS HIGH SCHOOL	5	14	226	145	64.2	25	238	172	72.3	17	244	201	82.4
	700400220	8400220	RAYMOND MHLABA SECONDARY SCHOOL	2	13	189	186	98.4	9	262	253	96.6	0	213	205	96.2
	700400614	8400614	ROYAL COLLEGE	99	29	47	44	93.6	2	37	34	91.9	4	37	37	100.0
		8400670	ROYAL KINGS SCHOOL	5					1	26	21	80.8	6	43	36	83.7
	700251850	8251850	SEBETSA-O-THOLEMOPUTSO	2	88	110	93	84.5	25	199	151	75.9	2	291	229	78.7
	700400240	8400240	SIYABONGA SECONDARY SCHOOL	1	131	174	153	87.9	13	148	134	90.5	62	315	225	71.4
	700251272	8251272	SIYABUSA SEC SCHOOL	3	29	68	67	98.5	46	98	87	88.8	6	84	77	91.7
	700251900	8251900	SIZWILE SCHOOL FOR THE DEAF	3									0	6	6	100.0
	700400740	8400740	SKYLINE COMBINED SCHOOL	99	8	12	11	91.7	0	26	25	96.2	2	21	19	90.5
	700133009	8133009	ST MARTIN DE PORRES COMBINED SCHOOL	99	2	102	101	99.0	0	116	114	98.3	0	116	116	100.0
	700400218	8400218	THULANI SECONDARY SCHOOL	2	38	122	101	82.8	45	181	110	60.8	27	144	102	70.8
	700141002	8141002	THUTOLORE SECONDARY SCHOOL	3	46	82	79	96.3	23	130	117	90.0	36	145	110	75.9
	700252031	8252031	TULIP SECONDARY SCHOOL	99	2	45	45	100.0	6	71	67	94.4	1	54	52	96.3
	700252883	8252883	VICTORY HOUSE PRIVATE SCHOOL	99	0	46	44	95.7	0	44	44	100.0	0	41	41	100.0
	700251173	8251173	WEST RIDGE HIGH SCHOOL	5	34	263	215	81.7	14	258	227	88.0	12	282	252	89.4
	700400238	8400238	WISEMAN CELE SECONDARY SCHOOL	2	39	114	91	79.8	25	174	138	79.3	9	266	193	72.6
SEDIBENG EAST	700331694	8331694	ASSEMBLIES OF GOD (CEFUPS ACADEMY)	99	0	30	27	90.0	0	28	26	92.9	0	23	16	69.6
	700330100	8330100	DESTINATA SKOOL	4	2	26	25	96.2	0	28	28	100.0	0	14	14	100.0
	700400181	8400181	EL TABERNACLE CHRISTIAN COLLEGE	99	0	15	15	100.0	0	21	20	95.2	0	18	18	100.0
	700330126	8330126	GENERAL SMUTS HIGH SCHOOL	5	24	238	176	73.9	14	221	164	74.2	22	229	155	67.7
	700340174	8340174	HOER VOLKSKOOL HEIDELBERG	5	3	131	130	99.2	0	150	150	100.0	0	158	157	99.4
	700330159	8330159	HOERSKOOL DR MALAN	5	3	156	154	98.7	0	175	172	98.3	3	196	196	100.0
	700330167	8330167	HOERSKOOL DRIE RIVIERE	5	0	124	120	96.8	0	141	138	97.9	0	139	139	100.0
	700340208	8340208	HOERSKOOL EMMASDAL	4	0	1	1	100.0	0	1	1	100.0	0	2	2	100.0
	700330183	8330183	HOERSKOOL OVERVAAL	5	0	131	128	97.7	0	111	111	100.0	0	112	110	98.2
	700330860	8330860	ISIZWE-SETJHABA SEC SCHOOL	3	17	35	28	80.0	12	44	26	59.1	17	53	24	45.3
	700340216	8340216	J W LUCKHOFF CYCC	3									0	3	3	100.0
	700400320	8400320	JEPPE EDUCATION CENTRE	99	21	24	23	95.8	0	39	38	97.4	0	22	22	100.0
	700400226	8400226	KGORO YA THUTO SECONDARY SCHOOL	4	25	108	83	76.9	53	177	107	60.5	20	220	160	72.7
	700340752	8340752	KHANYA-LESEDI SECONDARY	4	73	88	77	87.5	34	82	69	84.1	57	167	125	74.9
	700330944	8330944	LEKOA SHANDU SECONDARY	3	25	109	99	90.8	17	173	154	89.0	7	151	125	82.8

GAUTENG																	
District Name	EMIS No	Centre No	Centre Name	Quintile	2019				2020				2021			
					Progressed No	Total Wrote	Total Achieved	% Achieved	Progressed No	Total Wrote	Total Achieved	% Achieved	Progressed No	Total Wrote	Total Achieved	% Achieved
SEDIBENG EAST	700320895	8320895	MAHARENG SECONDARY SCHOOL	4	29	118	102	86.4	17	160	139	86.9	38	162	128	79.0
	700332117	8332117	MEYERTON HIGH SCHOOL	2	40	152	140	92.1	13	160	129	80.6	20	184	146	79.3
	700331074	8331074	MOHLOLI SECONDARY SCHOOL	3	19	153	126	82.4	17	177	163	92.1	13	166	133	80.1
	700400665	8400665	MOUNTAINVIEW HIGH SCHOOL	5	6	48	42	87.5	19	58	42	72.4	21	72	50	69.4
	700400589	8400589	NEW HOPE SECONDARY SCHOOL	2	67	85	66	77.6	39	128	103	80.5	9	144	120	83.3
	700400588	8400588	PHOENIX HIGH SCHOOL	5	9	103	85	82.5	6	138	120	87.0	2	122	90	73.8
	700341149	8341149	RATANDA SECONDARY SCHOOL	4	50	80	77	96.3	23	116	86	74.1	62	218	118	54.1
	700330597	8330597	RIVERSIDE HIGH SCHOOL	5	2	168	163	97.0	0	169	161	95.3	2	192	185	96.4
	700331702	8331702	ROSHNEE ISLAMIC SCHOOL	99	0	40	40	100.0	0	34	30	88.2	0	43	42	97.7
	700330043	8330043	ROSHNEE SECONDARY SCHOOL	5	11	66	61	92.4	0	107	97	90.7	8	87	77	88.5
	700331280	8331280	RUSOORD SECONDARY SCHOOL	1	5	10	10	100.0	6	23	23	100.0	0	24	24	100.0
	700400673	8400673	RUST-TER-VAAL SECONDARY SCHOOL	4	7	35	33	94.3	0	35	34	97.1	3	105	88	83.8
	700340364	8340364	SEDAVEN HIGH SCHOOL	99	0	15	14	93.3	0	20	19	95.0	0	10	9	90.0
	700331413	8331413	THUTO LORE SECONDARY SCHOOL	3	34	111	98	88.3	13	64	50	78.1	25	124	80	64.5
	700331470	8331470	VAAL ED U COLLEGE PRIVATE	99	2	19	18	94.7	0	34	34	100.0	1	33	28	84.8
	700330209	8330209	VEREENIGING GIMNASIUM	5	0	137	129	94.2	0	122	115	94.3	1	102	98	96.1
SEDIBENG WEST	700320937	8320937	BEVERLY HILLS SECONDARY SCHOOL	1	72	188	167	88.8	70	281	188	66.9	27	180	145	80.6
	700400325	8400325	BOITUMELO SECONDARY	3	15	128	86	67.2	32	176	131	74.4	33	137	106	77.4
	700400355	8400355	BOPHELONG SECONDARY SCHOOL	2	26	74	61	82.4	35	163	120	73.6	20	119	93	78.2
	700320358	8320358	BOTEBO-TSEBO SEC SCHOOL	4	46	154	121	78.6	20	139	100	71.9	20	202	130	64.4
	700321869	8321869	CHRYSTAL SPRINGS PRIVATE SCHOOL	99									0	22	22	100.0
	700320432	8320432	DINOKANENG SECONDARY SCHOOL	3	52	93	84	90.3	38	100	70	70.0	17	117	88	75.2
	700400917	8400917	DR MOLEFI OLIPHANT SECONDARY	5					3	78	62	79.5	5	173	163	94.2
	723320457	8320457	ED MASHABANE SECONDARY SCHOOL	3	0	117	111	94.9	15	119	105	88.2	16	147	131	89.1
	700321752	8321752	EL SHADDAI SCHOOL	99	0	39	37	94.9	0	65	64	98.5	0	57	43	75.4
	700320515	8320515	ESOKWAZI SECONDARY SCHOOL	2	81	158	141	89.2	35	193	142	73.6	7	210	171	81.4
	700320556	8320556	FUNDULWAZI SECONDARY SCHOOL	3	37	134	101	75.4	21	217	121	55.8	10	205	159	77.6
	700322107	8320028	HOER TEGNIESE SKOOL CAREL DE WET	5	0	111	104	93.7	10	158	124	78.5	23	147	111	75.5
	700330175	8330175	HOERSKOOL DRIEHOEK	5	0	204	200	98.0	2	177	174	98.3	0	156	152	97.4
	700320036	8320036	HOERSKOOL SUIDERLIG	5	14	145	142	97.9	12	168	153	91.1	3	178	173	97.2

GAUTENG																	
District Name	EMIS No	Centre No	Centre Name	Quintile	2019				2020				2021			
					Progressed No	Total Wrote	Total Achieved	% Achieved	Progressed No	Total Wrote	Total Achieved	% Achieved	Progressed No	Total Wrote	Total Achieved	% Achieved
SEDIBENG WEST	700330191	8330191	HOERSKOOL TRANSVALIA	5	0	182	182	100.0	0	200	192	96.0	1	179	178	99.4
	700320044	8320044	HOERSKOOL VANDERBIJLPARK	5	0	23	15	65.2	0	82	54	65.9	3	103	68	66.0
	700320663	8320663	JET NTEO SECONDARY SCHOOL	2	14	134	126	94.0	4	122	113	92.6	2	123	105	85.4
	700320671	8320671	JORDAN SECONDARY SCHOOL	1	0	94	75	79.8	34	127	109	85.8	8	197	159	80.7
	700320689	8320689	KATLEHO-IMPUMELELO SEC SCHOOL	4	35	105	48	45.7	20	75	45	60.0	19	106	67	63.2
	700320697	8320697	KGOKARE SECONDARY SCHOOL	2	26	47	40	85.1	6	59	52	88.1	2	145	103	71.0
	700320713	8320713	KHUTLO-THARO SECONDARY SCHOOL	3	1	194	169	87.1	8	182	140	76.9	20	226	201	88.9
	700320754	8320754	LAKESIDE SECONDARY SCHOOL	3	34	198	158	79.8	13	219	172	78.5	5	246	193	78.5
	700320788	8320788	LEBOHANG SECONDARY SCHOOL	4	33	129	110	85.3	0	165	130	78.8	15	146	116	79.5
	700320960	8320960	MAXEKE SECONDARY SCHOOL	1	63	144	107	74.3	26	144	119	82.6	19	227	191	84.1
	700321026	8321026	MOHALADITOE SECONDARY SCHOOL	4	0	25	21	84.0	18	50	38	76.0	12	49	31	63.3
	700321083	8321083	MOPHOLOSI SECONDARY SCHOOL	2	24	87	79	90.8	30	100	75	75.0	9	159	127	79.9
	700321091	8321091	MOQHAKA SECONDARY SCHOOL	4	18	54	51	94.4	17	69	44	63.8	2	80	65	81.3
	700321109	8321109	MOSHATE SECONDARY SCHOOL	3	18	223	140	62.8	14	204	130	63.7	7	219	142	64.8
	700321281	8321281	POELANO SECONDARY SCHOOL	2	41	149	116	77.9	55	221	160	72.4	3	260	179	68.8
	700321307	8321307	QEDILIZWE SECONDARY SCHOOL	2	34	94	63	67.0	27	141	109	77.3	28	142	77	54.2
	700321372	8321372	RAMOSUKULA SEC SCHOOL	1	0	54	52	96.3	6	74	70	94.6	2	90	88	97.8
	700321380	8321380	RESIDENSIA SECONDARY SCHOOL	4	31	130	109	83.8	31	215	185	86.0	2	177	141	79.7
	700321398	8321398	RUTASETJHABA SEC SCHOOL	2	22	133	122	91.7	40	194	146	75.3	7	249	192	77.1
	700321406	8321406	SAPPHIRE SECONDARY SCHOOL	2	73	167	116	69.5	36	155	102	65.8	36	184	103	56.0
	700321935	8321935	SEBOKENG ADULT CENTRE	2									0	8	8	100.0
	700321430	8321430	SEHOPOTSO SECONDARY SCHOOL	3	16	70	54	77.1	6	70	48	68.6	14	106	65	61.3
	700321455	8321455	SETJHABA-SOHLE SECONDARY	4	17	107	60	56.1	30	156	95	60.9	1	96	81	84.4
	700321497	8321497	SIZANANI THUSANANG COMPREHENSIVE SCHOOL	3	9	42	33	78.6	5	73	59	80.8	7	74	58	78.4
	700330654	8330654	SUNCREST HIGH SCHOOL	5	11	146	132	90.4	10	164	138	84.1	10	153	138	90.2
	700321505	8321505	TANDUKWAZI SECONDARY SCHOOL	2	51	110	109	99.1	48	187	171	91.4	28	148	142	95.9

GAUTENG																	
District Name	EMIS No	Centre No	Centre Name	Quintile	2019				2020				2021			
					Progressed No	Total Wrote	Total Achieved	% Achieved	Progressed No	Total Wrote	Total Achieved	% Achieved	Progressed No	Total Wrote	Total Achieved	% Achieved
SEDIBENG WEST	700321521	8321521	THARABOLLO SECONDARY SCHOOL	3	35	90	73	81.1	34	155	102	65.8	9	106	73	68.9
	700330662	8330662	THE VAAL HIGH SCHOOL	5	33	99	83	83.8	35	149	92	61.7	12	125	93	74.4
	700321570	8321570	THUTO-TIRO COMPREHENSIVE	4	29	108	84	77.8	32	142	107	75.4	4	161	137	85.1
	700321604	8321604	TOKELO SECONDARY SCHOOL	1	69	55	53	96.4	35	94	76	80.9	25	116	92	79.3
	700321638	8321638	TSHEPO-THEMBA SECONDARY SCHOOL	2	43	85	70	82.4	33	111	76	68.5	18	101	95	94.1
	700321703	8321703	TSOLO SECONDARY SCHOOL	2	54	151	113	74.8	34	86	67	77.9	44	132	84	63.6
	700400388	8400388	WATERSHED CHRISTIAN SCHOOL	99	3	27	24	88.9	0	23	18	78.3	0	37	35	94.6
TSHWANE NORTH	700910011	8910011	ADAM MASEBE SEC SCHOOL	1	49	111	97	87.4	24	141	117	83.0	0	127	105	82.7
	700240507	8240507	AMOGELANG SECONDARY SCHOOL	1	112	135	119	88.1	143	371	222	59.8	48	299	180	60.2
	700910158	8910158	BOITSHEPO SEC SCHOOL	1	18	105	93	88.6	22	151	124	82.1	15	142	110	77.5
	700910169	8910169	BOKAMOSO HIGH SCHOOL	1	16	26	24	92.3	2	53	50	94.3	0	70	68	97.1
	700240580	8240580	BOTSE-BOTSE SECONDARY	4	58	82	80	97.6	12	183	154	84.2	22	314	254	80.9
	700220103	8220103	CLAPHAM HIGH SCHOOL	5	3	168	152	90.5	10	151	127	84.1	3	184	163	88.6
	700240614	8240614	DC MARIVATE SECONDARY	5									0	92	75	81.5
		8899112	DESIGNATED CENTRE HOERSKOOL CR SWART	99					0	0	0		0	21	5	23.8
	700241779	8241779	ELIZABETH MATSEMELA SEC SCHOOL	5	62	75	70	93.3	30	117	88	75.2	22	117	98	83.8
	700220137	8220137	GEREFORMEERDE SKOOL DIRK POSTMA	99	0	36	36	100.0	0	30	29	96.7	0	27	27	100.0
	700400396	8400396	HAMMANSKRAAL SECONDARY SCHOOL	1	60	144	119	82.6	48	177	131	74.0	37	165	142	86.1
	700910484	8910484	HANS KEKANA SEC SCHOOL	1	127	183	164	89.6	83	269	199	74.0	43	253	186	73.5
	700240739	8240739	HLANGANANI SECONDARY SCHOOL	4	30	38	37	97.4	13	61	57	93.4	0	69	57	82.6
	700220152	8220152	HOER TEGNOLOGIESE SKOOL JOHN VORSTER	5	3	132	131	99.2	1	143	127	88.8	0	128	125	97.7
	700230334	8230334	HOERSKOOL HENDRIK VERWOERD	5	1	200	190	95.0	0	187	180	96.3	0	184	182	98.9
	700240069	8240069	HOERSKOOL MONTANA	5	2	287	284	99.0	1	282	280	99.3	0	280	279	99.6
	700220178	8220178	HOERSKOOL OOS-MOOT	5	0	245	242	98.8	0	251	249	99.2	0	252	251	99.6
	700240077	8240077	HOERSKOOL OVERKRUIN	5	3	166	166	100.0	4	182	177	97.3	0	202	202	100.0
	700220194	8220194	HOERSKOOL STAATSPRESIDENT C R SWART	5	5	159	143	89.9	7	189	176	93.1	2	143	138	96.5
	700230383	8230383	HOERSKOOL WONDERBOOM	5	0	198	195	98.5	0	175	173	98.9	0	193	188	97.4
	700910514	8910514	HOSEA KEKANA SEC SCHOOL	1	46	117	100	85.5	38	129	87	67.4	23	144	117	81.3
	700230391	8230391	IONA CONVENT	99	1	36	34	94.4	0	49	49	100.0	0	46	46	100.0
	700240770	8240770	KGOMOTSO SECONDARY SCHOOL	3	24	156	131	84.0	51	269	208	77.3	10	174	133	76.4
	700240853	8240853	KONDELELANI SECONDARY	5									0	120	97	80.8

GAUTENG																	
District Name	EMIS No	Centre No	Centre Name	Quintile	2019				2020				2021			
					Progressed No	Total Wrote	Total Achieved	% Achieved	Progressed No	Total Wrote	Total Achieved	% Achieved	Progressed No	Total Wrote	Total Achieved	% Achieved
TSHWANE NORTH	700400526	8400526	LEHWELERENG SECONDARY SCHOOL	2	25	100	82	82.0	12	158	133	84.2	1	205	166	81.0
	700240895	8240895	LETHABONG SECONDARY SCHOOL	4	111	192	153	79.7	50	199	150	75.4	24	246	207	84.1
	700910887	8910887	LETHAMAGA HIGH SCHOOL	5	15	57	42	73.7	5	47	41	87.2	3	130	94	72.3
	700910978	8910978	MADISONG SECONDARY SCHOOL	1	25	116	95	81.9	15	113	82	72.6	0	127	78	61.4
	700911026	8911026	MAKGETSE HIGH SCHOOL	3	74	254	224	88.2	47	245	204	83.3	35	324	269	83.0
	700240929	8240929	MAKHOSINI COMBINED SECONDARY SCHOOL	1	32	306	263	85.9	23	208	181	87.0	40	383	273	71.3
	700240960	8240960	MEMEZELO SECONDARY SCHOOL	4	78	116	108	93.1	48	133	97	72.9	42	147	117	79.6
	700911257	8911257	MODILATI SECONDARY SCHOOL	1	38	178	163	91.6	12	169	161	95.3	15	228	197	86.4
	700911269	8911269	MODITELA SECONDARY	2	0	77	77	100.0	3	95	62	65.3	4	79	71	89.9
	700400525	8400525	NEW EERSTERUS SECONDARY SCHOOL	2	22	58	48	82.8	43	129	71	55.0	34	98	81	82.7
	700911541	8911541	NTSWANE	1	8	61	56	91.8	3	73	53	72.6	15	64	54	84.4
	700911589	8911589	PHL MORAKA SECONDARY	4	27	40	38	95.0	27	79	61	77.2	8	85	74	87.1
	700241117	8241117	PRESTIGE COLLEGE	99	0	125	124	99.2	0	141	139	98.6	0	143	143	100.0
	700911709	8911709	RAKGOTSO SEC SCHOOL	1	29	202	178	88.1	40	231	195	84.4	13	143	108	75.5
	700911713	8911713	RAMABELE SECONDARY	5									0	120	112	93.3
	700911767	8911767	RATSHEPO SEC SCHOOL	3	36	305	277	90.8	22	315	280	88.9	7	331	305	92.1
	700232215	8232215	SA COLLEGE SCHOOL	99	0	18	18	100.0	0	23	23	100.0	0	33	31	93.9
	700241273	8241273	SENTHIBELE SENIOR SECONDARY	2	28	185	150	81.1	67	173	120	69.4	16	297	193	65.0
	700913607	8913607	SIKHULULEKILE SECONDARY SCHOOL	4	49	162	158	97.5	32	213	186	87.3	10	230	202	87.8
	700241307	8241307	SOSHANGUVE SECONDARY SCHOOL	3	3	379	331	87.3	22	350	281	80.3	23	393	316	80.4
	700400414	8900414	STEVE BIKOVILLE SEC SCHOOL	1					14	130	112	86.2	1	148	110	74.3
	700400798	8400798	THORNRIDGE (MONTANA POORT) SEC SCH	4	3	60	54	90.0	0	89	73	82.0	8	90	66	73.3
	700912139	8912139	TIPFUXENI SEC SCHOOL	1	10	107	94	87.9	23	145	124	85.5	0	186	140	75.3
	700241471	8241471	TSHWANE CHRISTIAN SCHOOL	99	0	27	25	92.6	1	33	31	93.9	1	23	20	87.0
	700401013	8401013	VASTFONTEIN BATHO PELE CHRISTIAN SCH	5									0	4	4	100.0
TSHWANE SOUTH	700400788	8400788	ABBOTTS COLLEGE CENTURION	99	0	38	37	97.4	0	0	0		1	49	49	100.0
	700230110	8230110	AFRIKAANSE HOER MEISIESKOOL	5	0	226	226	100.0	0	221	221	100.0	0	249	249	100.0
	700230128	8230128	AFRIKAANSE HOER SEUNSKOOL	5	0	231	231	100.0	0	277	276	99.6	0	269	269	100.0
	700400125	8400125	AL GHAZALI	99	0	10	10	100.0	0	14	14	100.0	0	16	16	100.0
	700400100	8400100	AL-ASR EDUCATIONAL INSTITUTE	99	0	21	21	100.0	0	22	21	95.5	0	25	25	100.0

GAUTENG																	
District Name	EMIS No	Centre No	Centre Name	Quintile	2019				2020				2021			
					Progressed No	Total Wrote	Total Achieved	% Achieved	Progressed No	Total Wrote	Total Achieved	% Achieved	Progressed No	Total Wrote	Total Achieved	% Achieved
TSHWANE SOUTH	700232653	8232653	AMITY INTERNATIONAL SCHOOL	99	0	26	25	96.2	0	27	26	96.3	0	35	33	94.3
	700231555	8231555	BOKGONI TECHNICAL SECONDARY SCHOOL	4	60	132	132	100.0	39	163	134	82.2	30	139	123	88.5
	700221474	8221474	BONA LESEDI SEC SCHOOL	1	14	128	108	84.4	11	150	132	88.0	10	184	153	83.2
	700400092	8400092	CARPE DIEM ACADEMY	99	0	31	27	87.1	1	29	25	86.2	1	24	21	87.5
	700231571	8231571	CENTRAL ISLAMIC SCHOOL	99	0	22	22	100.0	0	20	20	100.0	0	18	18	100.0
	700220582	8220582	CORNERSTONE COLLEGE SEC SCHOOL	99	0	88	88	100.0	0	96	96	100.0	0	96	96	100.0
	700231977	8231977	CURRO ACADEMY PRETORIA	99	3	44	44	100.0	0	56	54	96.4	1	106	99	93.4
	700232371	8232371	DANSA INTERNATIONAL COLLEGE	99	2	73	71	97.3	4	85	79	92.9	0	98	87	88.8
	700231605	8231605	DAVID HELLEN PETA SECONDARY SCHOOL	4	19	88	79	89.8	27	136	111	81.6	6	139	117	84.2
	700231613	8231613	DR WF NKOMO SECONDARY SCHOOL	4	63	148	134	90.5	29	97	82	84.5	16	177	149	84.2
	700400285	8400285	DUO EDU SENIOR OHAFHANKLIKE SKOOL	99	0	27	27	100.0	0	29	29	100.0	0	32	31	96.9
	700231639	8231639	EDWARD PHATUDI SECONDARY SCHOOL	4	62	93	80	86.0	47	119	84	70.6	23	170	143	84.1
	700220020	8220020	EERSTERUST SECONDARY SCHOOL	4	21	43	36	83.7	27	92	64	69.6	5	102	72	70.6
	700232679	8232679	ELMAR COLLEGE	99	0	49	47	95.9	0	43	42	97.7	0	39	39	100.0
	700231670	8231670	FLAVIUS MAREKA SECONDARY SCHOOL	1	40	72	64	88.9	80	176	119	67.6	33	204	124	60.8
	700220657	8220657	GATANG SECONDARY SCHOOL	4	104	103	83	80.6	61	157	108	68.8	28	212	171	80.7
		8400897	GAUTENG CENTRAL COLLEGE	99	0	26	11	42.3	0	0	0		0	14	10	71.4
	700231712	8231712	GREENWOOD COLLEGE	99	4	17	15	88.2	4	22	18	81.8	1	35	33	94.3
	700230037	8230037	HIMALAYA SECONDARY SCHOOL	3	10	111	98	88.3	3	106	90	84.9	3	139	127	91.4
	700210229	8210229	HOERSKOOL CENTURION	5	0	160	159	99.4	0	165	165	100.0	1	140	138	98.6
	700210153	8210153	HOERSKOOL DIE WILGERS	5	0	117	112	95.7	0	127	113	89.0	1	96	95	99.0
	700210161	8210161	HOERSKOOL ELDORAIGNE	5	0	245	243	99.2	0	274	271	98.9	0	235	234	99.6
	700220160	8220160	HOERSKOOL F H ODENDAAL	4	5	253	226	89.3	4	263	236	89.7	8	228	202	88.6
	700210187	8210187	HOERSKOOL GARSFONTEIN	5	0	367	367	100.0	0	340	339	99.7	0	368	368	100.0
	700210195	8210195	HOERSKOOL MENLOPARK	5	0	316	316	100.0	0	325	325	100.0	0	293	293	100.0
	700220186	8220186	HOERSKOOL SILVERTON	5	9	101	93	92.1	11	98	93	94.9	4	136	128	94.1
	700210211	8210211	HOERSKOOL UITSIG	5	2	181	174	96.1	3	211	202	95.7	1	233	217	93.1
	700210237	8210237	HOERSKOOL VOORTREKKERHOOGTE	5	11	132	120	90.9	6	187	173	92.5	2	222	203	91.4
	700210245	8210245	HOERSKOOL WATERKLOOF	5	0	343	343	100.0	0	362	362	100.0	0	316	316	100.0
	700210252	8210252	HOERSKOOL ZWARTKOP	5	0	301	299	99.3	0	306	305	99.7	0	302	297	98.3
	700231746	8231746	HOFMEYR SECONDARY SCHOOL	4	33	50	40	80.0	31	122	102	83.6	0	103	93	90.3
	700231761	8231761	HOLY TRINITY SECONDARY CATHOLIC SCHOOL	99	1	29	27	93.1	0	32	31	96.9	1	80	72	90.0

GAUTENG																	
District Name	EMIS No	Centre No	Centre Name	Quintile	2019				2020				2021			
					Progressed No	Total Wrote	Total Achieved	% Achieved	Progressed No	Total Wrote	Total Achieved	% Achieved	Progressed No	Total Wrote	Total Achieved	% Achieved
TSHWANE SOUTH	700220699	8220699	J KEKANA SECONDARY SCHOOL	3	26	82	69	84.1	22	132	95	72.0	11	141	107	75.9
	700220707	8220707	JAFTA MAHLANGU SECONDARY SCHOOL	3	66	76	71	93.4	47	113	83	73.5	2	126	86	68.3
	700220715	8220715	KHUTHALANI SECONDARY SCHOOL	1	14	124	114	91.9	24	140	117	83.6	7	211	186	88.2
	700230078	8230078	LAUDIUM SECONDARY SCHOOL	4	5	176	157	89.2	0	160	145	90.6	1	142	135	95.1
	700220749	8220749	LEHLABILE SECONDARY SCHOOL	4	43	110	100	90.9	46	203	164	80.8	12	156	140	89.7
	700220756	8220756	LOMPEC SECONDARY SCHOOL	99	0	19	19	100.0	3	36	33	91.7	0	43	40	93.0
	700231043	8231043	LORETO CONVENT SCHOOL	99	0	67	66	98.5	0	62	62	100.0	0	64	64	100.0
	700210906	8210906	LYTTELTON MANOR HIGH SCHOOL	5	2	243	221	90.9	10	258	225	87.2	5	283	240	84.8
	700220772	8220772	MAMELODI SECONDARY SCHOOL	3	18	161	152	94.4	8	226	193	85.4	4	278	235	84.5
	700220855	8220855	MODIRI TECHNICAL SCHOOL	3	14	37	27	73.0	17	40	23	57.5	9	51	36	70.6
	700400088	8400088	NELLMAPIUS SECONDARY SCHOOL	2	59	123	102	82.9	73	200	148	74.0	43	199	143	71.9
	700210948	8210948	NUWE HOOPSKOOL	4	0	22	22	100.0	1	14	14	100.0	0	19	19	100.0
	700400458	8400458	OLIEVENHOUTBOSCH SECONDARY SCHOOL	1	16	132	120	90.9	19	157	145	92.4	7	256	228	89.1
	700220962	8220962	PHATENG SECONDARY SCHOOL	4	53	92	83	90.2	52	144	99	68.8	17	202	157	77.7
	700232124	8232124	PHELINDABA SECONDARY SCHOOL	4	19	107	97	90.7	16	116	89	76.7	15	254	194	76.4
	700231316	8231316	PRETORIA BOYS HIGH SCHOOL	5	0	279	277	99.3	0	291	285	97.9	0	299	291	97.3
	700400331	8400331	PRETORIA CENTRAL HIGH	5	22	129	100	77.5	5	138	125	90.6	2	120	110	91.7
	700231324	8231324	PRETORIA HIGH SCHOOL FOR GIRLS	5	0	286	284	99.3	1	281	277	98.6	0	249	247	99.2
	700400318	8400318	PRETORIA INSTITUTE OF LEARNING	99	4	54	51	94.4	2	57	51	89.5	2	72	71	98.6
	700232725	8232725	PRETORIA MUSLIM TRUST SUNNI SCHOOL	99	0	33	31	93.9	0	37	34	91.9	0	22	22	100.0
	700400087	8400087	PRETORIA SECONDARY SCHOOL	5	3	115	85	73.9	10	151	119	78.8	11	171	129	75.4
	700231340	8231340	PRETORIA TECHNICAL HIGH SCHOOL	5	2	108	97	89.8	7	135	114	84.4	1	123	106	86.2
	700400005	8400005	PRINCEFIELD TRUST SCHOOL	99	0	12	7	58.3	0	14	10	71.4	0	14	12	85.7
	700232199	8232199	PRINCESS PARK SEC AND COLLEGE	99	2	49	47	95.9	2	51	48	94.1	1	52	52	100.0
	700210203	8210203	PRO ARTE ALPHEN PARK	5	4	150	146	97.3	0	131	122	93.1	0	128	126	98.4
	700220079	8220079	PROSPERITUS SECONDARY SCHOOL	4	76	114	107	93.9	63	171	135	78.9	46	302	209	69.2
	700400340	8400340	QUEENS PRIVATE SCHOOL	99	1	40	39	97.5	2	41	40	97.6	1	40	39	97.5
	700400258	8400258	RASLOUW ACADEMY	99	0	5	5	100.0	0	9	9	100.0	0	6	6	100.0

GAUTENG																	
District Name	EMIS No	Centre No	Centre Name	Quintile	2019				2020				2021			
					Progressed No	Total Wrote	Total Achieved	% Achieved	Progressed No	Total Wrote	Total Achieved	% Achieved	Progressed No	Total Wrote	Total Achieved	% Achieved
TSHWANE SOUTH	700400330	8400330	REPHAFOGILE SECONDARY SCHOOL	4	36	101	94	93.1	29	168	140	83.3	17	176	141	80.1
	700221044	8221044	RIBANE-LAKA SECONDARY SCHOOL	4	39	263	254	96.6	25	276	245	88.8	16	272	250	91.9
	700400081	8400081	ROSINA SEDIBANE MODIBA SPORT SCHOOL	4	5	34	33	97.1	3	43	41	95.3	3	50	41	82.0
	700232223	8232223	SAULRIDGE SECONDARY SCHOOL	2	56	108	70	64.8	58	131	95	72.5	22	139	94	67.6
	700232249	8232249	SESHEGONG SECONDARY SCHOOL	4	20	169	157	92.9	13	197	191	97.0	10	266	229	86.1
	700220681	8220681	SOLOMON MAHLANGU FREEDOM SCHOOL	4	42	154	136	88.3	24	161	138	85.7	12	209	174	83.3
	700220517	8220517	SONITUS SKOOL	4	0	4	3	75.0	0	11	10	90.9	0	1	1	100.0
	700221028	8221028	STANZA BOPAPE SECONDARY SCHOOL	4	45	129	124	96.1	32	130	115	88.5	17	184	172	93.5
		8400499	STAR COLLEGE PRETORIA	4	0	27	27	100.0	0	30	29	96.7	0	32	32	100.0
	700400075	8400075	STEVE TSHWETE SECONDARY SCHOOL	3	40	113	90	79.6	29	156	124	79.5	7	166	141	84.9
	700400366	8400366	SUMMAT INSTITUTE TSHWANE CAMPUS	99	6	11	11	100.0	3	1	1	100.0	0	2	2	100.0
	700211144	8211144	SUTHERLAND HIGH SCHOOL	5	0	248	248	100.0	0	257	257	100.0	0	252	252	100.0
	700211151	8211151	THE GLEN HIGH SCHOOL	5	0	200	196	98.0	0	205	192	93.7	0	219	210	95.9
	700400529	8400529	THUTO BOHLALE SECONDARY SCHOOL	1	16	39	35	89.7	10	69	61	88.4	4	54	47	87.0
	700231456	8231456	TRANSORANJE-SKOOL VIR DOWES	4	0	1	1	100.0	0	2	2	100.0	0	2	2	100.0
	700221333	8221333	TRANSVALIASKOOL	4	0	29	29	100.0	0	20	19	95.0	0	32	30	93.8
	700221143	8221143	TSAKO THABO SECONDARY SCHOOL	4	27	62	56	90.3	18	66	52	78.8	3	123	106	86.2
	700400386	8400386	TSHWANE COLLEGE	99	5	22	11	50.0	0	24	21	87.5	0	31	18	58.1
	700232157	8232157	TSHWANE MUSLIM SCHOOL	99	0	43	43	100.0	0	49	49	100.0	0	55	55	100.0
	700400276	8400276	TSHWANE SECONDARY SCHOOL	5	2	45	25	55.6	5	64	52	81.3	0	48	46	95.8
	700400140	8400140	TUKSSPORT HIGH SCHOOL	99	0	58	58	100.0	0	56	55	98.2	0	43	43	100.0
	700221184	8221184	VLAKFONTEIN SECONDARY SCHOOL	3	3	59	58	98.3	13	78	76	97.4	2	85	84	98.8
	700221192	8221192	VUKANI MAWETHU SECONDARY SCHOOL	3	28	72	69	95.8	29	84	78	92.9	7	128	113	88.3
	700400337	8400337	WATERSRAND SECONDARY SCHOOL	99	3	3	2	66.7	0	2	2	100.0	0	11	8	72.7
	700400496	8400496	WIERDA INDEPENDENT SCHOOL	5									0	10	10	100.0
	700211235	8211235	WILLOWRIDGE HIGH SCHOOL	5	7	186	179	96.2	0	217	206	94.9	1	205	198	96.6

GAUTENG																	
					2019				2020				2021				
District Name	EMIS No	Centre No	Centre Name	Quintile	Progressed No	Total Wrote	Total Achieved	% Achieved	Progressed No	Total Wrote	Total Achieved	% Achieved	Progressed No	Total Wrote	Total Achieved	% Achieved
TSHWANE WEST	700910007	8910007	ABEL MOTSHOANE SEC SCHOOL	4	78	123	102	82.9	11	125	115	92.0	8	146	122	83.6
	700400980	8400980	ACUDEO COLLEGE KIRKNEY	5									0	28	24	85.7
	700400380	8400380	AMANDASIG SECONDARY SCHOOL	4	7	171	151	88.3	8	159	142	89.3	26	188	162	86.2
	700240598	8240598	CENTRAL SECONDARY SCHOOL	3	31	95	79	83.2	14	133	114	85.7	2	165	143	86.7
	700241795	8241795	CHARLTON VOS COLLEGE OF EDUCATION	99	0	56	56	100.0	0	51	51	100.0	0	63	63	100.0
	700232645	8232645	CHRISTIAN PROGRESSIVE SCHOOL	99	12	102	99	97.1	20	81	78	96.3	17	118	118	100.0
	700400830	8400839	CURRO ACADEMY SOSHANGUVE (INDEP CENT	99	0	60	58	96.7	2	88	81	92.0	0	111	107	96.4
	700400263	8400263	DASPOORT SECONDARY SCHOOL	5	5	54	51	94.4	6	115	98	85.2	7	84	74	88.1
	700910326	8910326	DR AT MOREOSELE SEC SCHOOL	4	11	97	94	96.9	1	126	123	97.6	2	173	144	83.2
	700914251	8914251	DR SAM MOTSUENYANE	1	58	149	100	67.1	37	140	98	70.0	64	222	163	73.4
	700240689	8240689	FILADELFIA	4	6	74	46	62.2	5	20	17	85.0	5	38	30	78.9
	700914249	8914249	FR SMANGALISO MKHATSHWA SEC SCHOOL	4	31	111	73	65.8	6	119	104	87.4	10	103	86	83.5
	700400208	8400208	FUSION SEC SCHOOL	5	6	111	83	74.8	9	173	124	71.7	3	189	133	70.4
	700230300	8230300	HILLVIEW HIGH SCHOOL	5	13	156	141	90.4	11	172	158	91.9	6	215	192	89.3
	700910479	8910479	HL SETLALENTOA SEC SCHOOL	4	45	64	61	95.3	24	82	68	82.9	4	137	122	89.1
	700240747	8240747	HLOMPHANANG SECONDARY SCHOOL	4	52	171	107	62.6	31	202	118	58.4	64	257	144	56.0
	700230318	8230318	HOER TEGNIESE SKOOL PRETORIA-TUINE	5	0	58	55	94.8	3	63	57	90.5	1	93	82	88.2
	700240044	8240044	HOERSKOOL AKASIA	5	4	223	219	98.2	11	201	191	95.0	4	209	197	94.3
	700230326	8230326	HOERSKOOL ELANDSPOORT	5	5	181	165	91.2	8	205	173	84.4	1	189	176	93.1
	700240051	8240051	HOERSKOOL GERRIT MARITZ	5	0	161	139	86.3	0	200	183	91.5	0	196	186	94.9
	700230342	8230342	HOERSKOOL HERCULES	5	0	86	71	82.6	0	89	79	88.8	0	98	70	71.4
	700230359	8230359	HOERSKOOL LANGENHOVEN	5	10	227	219	96.5	3	268	257	95.9	0	285	279	97.9
	700240085	8240085	HOERSKOOL PRETORIA-NOORD	5	0	176	170	96.6	0	193	189	97.9	0	166	163	98.2
	700230367	8230367	HOERSKOOL PRETORIA-WES	5	4	150	126	84.0	3	176	162	92.0	0	171	153	89.5
	700230375	8230375	HOERSKOOL TUINE	5	1	203	183	90.1	0	193	171	88.6	0	221	203	91.9
	700910512	8910512	HOLY TRINITY SEC SCHOOL	1	31	110	100	90.9	12	107	101	94.4	0	125	118	94.4
	700910553	8910553	IR LESOLANG SEC SCHOOL	1	73	193	157	81.3	30	189	171	90.5	27	232	192	82.8
	700240762	8240762	KGADIME MATSEPE SECONDARY	2	72	117	101	86.3	25	166	155	93.4	36	278	183	65.8
	700910794	8910794	KGATOENTLE SEC SCH (L G HOLELE SEC)	1	23	83	59	71.1	30	95	78	82.1	1	122	110	90.2
	700400666	8400666	LEAP SCIENCE AND MATHS SCH D15	99	0	27	26	96.3	0	26	26	100.0	0	31	31	100.0

GAUTENG																	
District Name	EMIS No	Centre No	Centre Name	Quintile	2019				2020				2021			
					Progressed No	Total Wrote	Total Achieved	% Achieved	Progressed No	Total Wrote	Total Achieved	% Achieved	Progressed No	Total Wrote	Total Achieved	% Achieved
TSHWANE WEST	700910895	8910895	LETLOTLO SECONDARY SCHOOL	3	14	98	74	75.5	13	56	44	78.6	0	78	62	79.5
	700232348	8232348	LOTUS GARDENS SECONDARY SCHOOL	5	31	151	123	81.5	5	133	106	79.7	7	174	127	73.0
	700910961	8910961	MABOPANE SEC SCHOOL	3	16	67	41	61.2	0	99	71	71.7	1	77	59	76.6
	700911084	8911084	MAPENANE SECONDARY SCHOOL	1	25	96	68	70.8	27	102	77	75.5	4	71	53	74.6
	700910953	8910953	MH BALOYI SEC SCHOOL	1	11	84	80	95.2	18	145	125	86.2	20	176	149	84.7
	700911263	8911263	MODIRI SEC SCHOOL	4	25	197	174	88.3	12	274	214	78.1	7	204	155	76.0
	700911498	8911498	NGAKA MASEKO SEC SCHOOL	4	13	109	80	73.4	10	109	92	84.4	5	138	114	82.6
	700911481	8911481	NICK MPSHE SEC SCHOOL	1	41	31	30	96.8	7	47	45	95.7	33	117	82	70.1
	700911556	8911556	NM TSUENE SECONDARY SCHOOL	4	24	39	35	89.7	8	80	78	97.5	4	98	87	88.8
	700400271	8400271	NORTWOOD INDEPENDENT HIGH SCHOOL	99									4	52	46	88.5
	700911609	8911609	PELOTONA SECONDARY SCHOOL	3	36	166	139	83.7	13	250	217	86.8	3	222	202	91.0
	700232454	8232454	PRINSHOFSKOOL	4	0	24	23	95.8	0	8	8	100.0	0	14	11	78.6
	700911749	8911749	RANTAILANE SEC SCHOOL	4	43	133	121	91.0	21	144	118	81.9	15	143	113	79.0
	700241174	8241174	REITUMETSE SECONDARY SCHOOL	4	56	255	210	82.4	54	321	219	68.2	26	374	282	75.4
	700241232	8241232	RUABOHLALE JUNIOR SECONDARY SCHOOL	2	48	188	145	77.1	30	167	123	73.7	14	238	173	72.7
	700913618	8913618	SEAGENG SECONDARY SCHOOL	1	40	168	150	89.3	16	165	142	86.1	24	221	191	86.4
	700911984	8911984	SETUMO-KHIBA SEC SCHOOL	4	16	73	62	84.9	4	81	75	92.6	9	96	74	77.1
	700400381	8400381	SOSHANGUVE EAST SECONDARY SCHOOL	5	42	165	116	70.3	30	197	161	81.7	18	212	172	81.1
	700400239	8400239	SOSHANGUVE SOUTH SEC	3	67	195	153	78.5	68	185	120	64.9	3	180	116	64.4
	700241315	8241315	SOSHANGUVE TECHNICAL CENTRE	4	28	97	91	93.8	0	75	71	94.7	12	111	106	95.5
	700912064	8912064	TEBOGWANA SEC SCHOOL	2	37	131	123	93.9	23	172	156	90.7	15	158	124	78.5
	700400811	8400811	THORNVIEW PRESTIGE COLLEGE (IND CEN	99	3	123	110	89.4	2	109	107	98.2	0	97	93	95.9
	700241406	8241406	TIYELELANI SECONDARY SCHOOL	4	39	151	100	66.2	5	122	100	82.0	27	191	129	67.5
	700912270	8912270	TSWAING SEC SCHOOL	1	38	141	131	92.9	20	177	168	94.9	41	259	209	80.7
	700241547	8241547	WALLMANSTHAL SECONDARY	4	65	110	105	95.5	24	144	123	85.4	17	249	179	71.9
	700912338	8912338	WINTERVELDT HIGH SCHOOL	1	30	79	71	89.9	38	106	80	75.5	9	138	117	84.8

KWAZULU NATAL

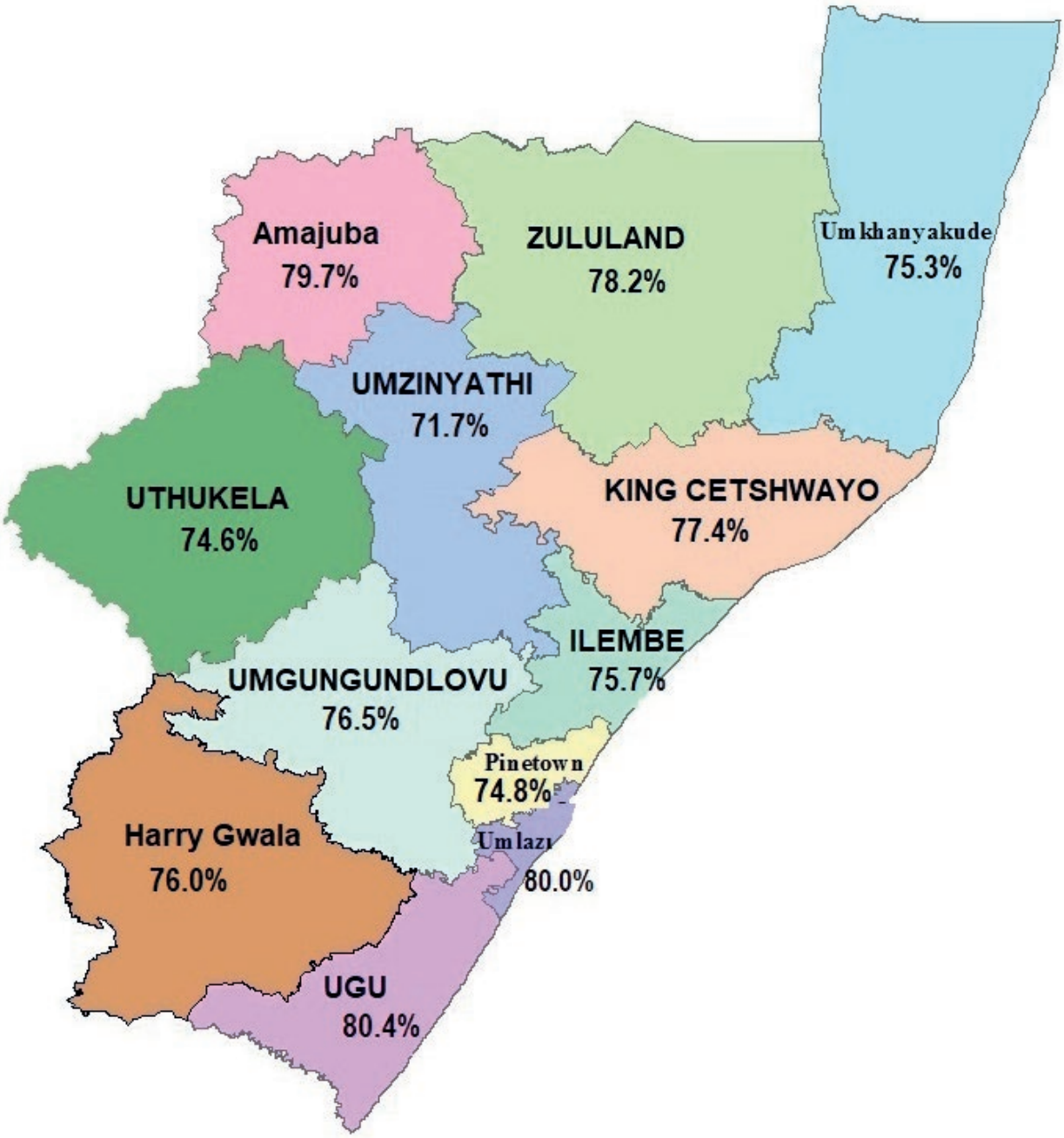

KWAZULU NATAL																	
District Name	EMIS No	Centre No	Centre Name	Quintile	2019				2020				2021			
					Progressed No	Total Wrote	Total Achieved	% Achieved	Progressed No	Total Wrote	Total Achieved	% Achieved	Progressed No	Total Wrote	Total Achieved	% Achieved
AMAJUBA	500101343	5213201	AMADADA H	3	15	40	30	75.0	10	46	36	78.3	5	89	65	73.0
	500101602	5213202	AMAJUBA H	5	0	56	53	94.6	0	56	51	91.1	0	74	70	94.6
	500103045	5213203	AMAZULU H	4	42	81	66	81.5	22	75	60	80.0	59	121	85	70.2
	500107744	5213205	BETHAMOYA H	3	40	92	88	95.7	4	153	147	96.1	40	165	144	87.3
	500113368	5213206	BUHLEBOMZINYATHI S	3	148	96	83	86.5	44	157	95	60.5	23	247	132	53.4
	500114182	5213101	CACAMEZELA S	3	78	130	126	96.9	11	138	122	88.4	94	281	227	80.8
	500324971	5213207	CHARLESTOWN H	2	13	72	64	88.9	5	65	55	84.6	9	91	71	78.0
	500119880	5213103	DANNHAUSER S	4	0	57	56	98.2	1	40	39	97.5	0	91	89	97.8
	500120620	5213208	DEDANGIFUNDE H	3	30	238	212	89.1	15	234	221	94.4	34	333	310	93.1
	500122396	5213104	DNC COMBINED	3	29	36	36	100.0	25	69	49	71.0	46	113	66	58.4
	500123617	5213209	DUCK PONDS H	4	27	108	83	76.9	0	148	113	76.4	34	195	128	65.6
	500130980	5213210	EMALAHLENI COMBINED	2	16	33	32	97.0	18	65	50	76.9	6	61	49	80.3
	500132534	5213105	EMFUNDWENI H	3	30	75	63	84.0	22	115	100	87.0	45	167	136	81.4
	500139194	5213106	ENZIMANE COMBINED	2	8	13	9	69.2	4	9	9	100.0	0	8	8	100.0
	500144707	5213211	FERRUM H	5	1	183	172	94.0	0	133	130	97.7	1	190	184	96.8
	500152070	5213141	GROENVLEICOMBINED	2	0	6	4	66.7	4	6	4	66.7	0	13	10	76.9
	500156103	5213212	HLALANATHI H	3	61	203	161	79.3	28	232	152	65.5	0	249	171	68.7
	500158434	5213213	HOPE H	5	7	66	63	95.5	2	95	87	91.6	0	82	80	97.6
	500161949	5213214	IKHWEZI H	4	20	47	42	89.4	13	111	87	78.4	14	145	101	69.7
	500161061	5213108	IMPALA H	3	42	33	23	69.7	16	53	41	77.4	18	68	48	70.6
	500162726	5213109	INDONSA S	2	56	113	103	91.2	11	152	121	79.6	42	220	193	87.7
	500163059	5213110	INGABADE H	2	14	8	4	50.0	0	17	16	94.1	1	26	20	76.9
	500166981	5213111	INZULULWAZI S	2	9	7	5	71.4	0	6	3	50.0	0	14	4	28.6
	500168091	5213215	ISIKHALISEZWE H	2	59	132	99	75.0	59	208	168	80.8	15	229	166	72.5
	500327781	5213112	ISIPHOSEMVELO H	2	25	76	69	90.8	10	79	64	81.0	0	158	109	69.0
	500169090	5213242	ISLAMIC COLLEGE NEWCASTLE	99	0	10	10	100.0	0	13	12	92.3	0	6	6	100.0
	500440004	5213240	IZAZI S	3	29	59	55	93.2	24	75	54	72.0	25	122	105	86.1
	500447552	5213239	KADWA S	2	15	38	38	100.0	4	55	53	96.4	0	81	71	87.7
	500340104	5213113	KHETHUKUTHULA S	2	41	21	16	76.2	33	41	27	65.9	0	33	25	75.8
	500180264	5213140	KWAMAGIDELA SECONDARY SCHOOL	1	3	13	4	30.8	0	8	6	75.0	3	10	9	90.0
	500185925	5213116	LENGOLA S	2	20	20	16	80.0	14	30	18	60.0	1	26	22	84.6
	500186591	5213216	LINCOLN HEIGHTS S	5	18	162	144	88.9	9	126	113	89.7	6	138	118	85.5
	500195027	5213117	MALAMBULE S	2	43	90	89	98.9	20	97	93	95.9	14	104	99	95.2
	500195878	5213118	MANA H	2	6	104	93	89.4	23	155	136	87.7	28	161	135	83.9
	500200873	5213143	MASIHAMBISANE SEC SCHOOL	3	6	65	59	90.8	5	99	85	85.9	19	191	147	77.0
	500206645	5213217	MDUMISENI H	4	21	37	31	83.8	13	50	45	90.0	19	67	51	76.1
	500504347	5213244	MERIDIAN	99	2	35	29	82.9	1	41	35	85.4	0	34	32	94.1
	500212935	5213142	MLONDOLOZI HIGH SCHOOL	3	31	10	5	50.0	10	17	12	70.6	19	38	23	60.5
	500214082	5213119	MNYAMANDE S	3	46	155	125	80.6	28	157	116	73.9	20	217	169	77.9
	500221112	5213120	MUZOKHANYAYO S	3	25	112	103	92.0	16	116	112	96.6	0	153	148	96.7
	500221926	5213218	MZAMO H	3	21	50	48	96.0	33	82	61	74.4	12	86	72	83.7

KWAZULU NATAL																
District Name	EMIS No	Centre No	Centre Name	Quintile	2019				2020				2021			
					Progressed No	Total Wrote	Total Achieved	% Achieved	Progressed No	Total Wrote	Total Achieved	% Achieved	Progressed No	Total Wrote	Total Achieved	% Achieved
AMAJUBA	500222407	5213121	MZIWETHU H	3	27	58	47	81.0	30	87	76	87.4	0	69	49	71.0
	500223406	5213219	NCANDU COMBINED	1	10	20	18	90.0	11	23	22	95.7	0	39	30	76.9
	500226107	5213122	NDWAKAZANA COMBINED	3	15	16	15	93.8	0	15	9	60.0	12	33	23	69.7
	500226847	5213220	NEWCASTLE H	5	9	189	172	91.0	1	214	191	89.3	0	196	189	96.4
	500227513	5213243	NGCAKA COMBINED	2	4	10	10	100.0	2	9	9	100.0	7	23	23	100.0
	500230473	5213221	NHLOSOKUHLE S	3	39	66	59	89.4	23	110	65	59.1	0	143	110	76.9
	500244903	5213124	OSIZWENI H	3	40	66	50	75.8	29	85	56	65.9	12	89	66	74.2
	500246124	5213222	PANORAMA COMBINED	5	7	119	90	75.6	1	83	72	86.7	10	95	80	84.2
	500247900	5213125	PHATHAKAHLE H	2	17	38	34	89.5	20	68	50	73.5	17	78	64	82.1
	500248307	5213223	PHENDUKANI H	3	28	293	260	88.7	24	264	249	94.3	13	318	306	96.2
	500337736	5213224	PHUZUKUBONA PUBLIC S	3	1	4	3	75.0	2	10	6	60.0	1	12	9	75.0
	500257076	5213225	SABELA SS	3	44	319	240	75.2	3	199	150	75.4	0	226	172	76.1
	500260147	5213227	SEKUSILE SS	4	13	118	82	69.5	31	99	70	70.7	16	101	72	71.3
	500260628	5213126	SESIYABONGA H	3	90	109	73	67.0	20	173	98	56.6	31	259	149	57.5
	500253117	5213127	SINQOBILE COMBINED	1	4	3	2	66.7	4	10	9	90.0	5	15	9	60.0
	500267917	5213128	SIPHUTHANDO PUBLIC COMBINED	3	16	10	10	100.0	11	17	17	100.0	10	15	15	100.0
	500269841	5213228	SIYALUNGELWA S	2	14	31	30	96.8	21	53	38	71.7	11	54	35	64.8
	500269915	5213229	SIYAMUKELA H	3	0	218	215	98.6	0	175	159	90.9	0	229	212	92.6
	500271136	5213230	SIZANANI SS	3	44	41	39	95.1	0	78	54	69.2	0	92	69	75.0
	500271395	5213129	SIZIMELE H	2	55	38	32	84.2	23	72	48	66.7	22	88	58	65.9
	500271765	5213237	SIZWE SECONDARY	3	0	15	13	86.7	6	25	22	88.0	15	50	38	76.0
	500105598	5213231	ST LEWIS BERTRANDS S	3	37	176	171	97.2	37	215	193	89.8	18	320	287	89.7
	500276538	5213232	ST OSWALDS S	5	12	109	75	68.8	0	102	98	96.1	1	136	129	94.9
	500280793	5213130	THATHUNYAWO S	2	36	95	78	82.1	42	110	73	66.4	24	112	84	75.0
	500281383	5213131	THEMBALENTSHA H	3	28	340	201	59.1	34	284	162	57.0	62	233	116	49.8
	500283346	5213132	THUBELIHLE H	3	24	142	116	81.7	14	167	111	66.5	53	156	114	73.1
	500401413	5213233	UMZILIKAZI S	2	21	64	64	100.0	28	80	79	98.8	18	168	160	95.2
	500290561	5213234	UTRECHT H	4	3	9	8	88.9	1	12	12	100.0	0	17	16	94.1
	500297813	5213133	XOLANI H	3	28	94	82	87.2	11	99	58	58.6	0	152	95	62.5
	500318126	5213235	ZAMA S	2	20	185	181	97.8	8	254	246	96.9	4	238	226	95.0
	500299626	5213134	ZIBAMBELENI S	3	23	36	24	66.7	9	37	26	70.3	10	81	55	67.9
	500300588	5213236	ZIPHAKAMISENI H	4	65	237	217	91.6	43	294	228	77.6	34	413	333	80.6
HARRY GWALA	500493654	5313331	AMAKHUZE HIGH SCHOOL	1	0	39	35	89.7	0	39	32	82.1	4	44	31	70.5
	500102934	5313101	AMAZABEKO H	2	34	55	33	60.0	31	77	43	55.8	13	64	39	60.9
	500106227	5313301	BATLOKOA S	1	2	32	18	56.3	5	25	18	72.0	1	27	20	74.1
	500113923	5313102	BUTHATHUBUNYE H	2	19	61	51	83.6	6	68	59	86.8	28	114	72	63.2
	500114478	5313201	CARL MALCOMESS H	3	50	178	157	88.2	70	360	231	64.2	7	228	180	78.9
	500115662	5313302	CENTOCOW H	2	11	44	37	84.1	36	103	77	74.8	6	140	109	77.9
	500424094	5313401	CLYDESDALE SS	2	33	223	174	78.0	11	201	128	63.7	11	261	191	73.2
	500424316	5313423	DIEPKLOOF COMBINED	2	4	47	33	70.2	0	35	31	88.6	6	57	41	71.9
	500121397	5313303	DINGEKA H	3	10	121	95	78.5	1	97	77	79.4	31	165	141	85.5
	500322899	5313125	DINGIZWE JS	1	5	13	13	100.0	6	19	16	84.2	16	24	13	54.2

KWAZULU NATAL																	
					2019				2020				2021				
District Name	EMIS No	Centre No	Centre Name	Quintile	Progressed No	Total Wrote	Total Achieved	% Achieved	Progressed No	Total Wrote	Total Achieved	% Achieved	Progressed No	Total Wrote	Total Achieved	% Achieved
HARRY GWALA	500308136	5313304	DLANGANI H	2	28	48	41	85.4	23	45	43	95.6	31	85	82	96.5
	500424205	5313402	DRC SS	3	41	140	107	76.4	37	233	154	66.1	9	225	181	80.4
	500424464	5313422	DULATI COMBINED	2	15	80	65	81.3	14	86	79	91.9	23	111	96	86.5
	500124024	5313305	DUMABEZWE H	3	14	72	30	41.7	18	33	17	51.5	15	84	44	52.4
	500424501	5313403	DUMAKUDE SS	1	8	11	5	45.5	1	16	11	68.8	0	7	5	71.4
	500504421	5313129	EMADUNGENI SECONDARY	1					3	18	14	77.8	2	12	10	83.3
	500424834	5313404	EMAUS SS	2	10	64	43	67.2	23	74	36	48.6	11	53	35	66.0
	500442557	5313421	EMTSHIBENI S	3	21	42	37	88.1	12	32	28	87.5	14	71	65	91.5
	500425056	5313405	ENGWAQA SS	2	51	54	45	83.3	18	50	38	76.0	11	78	56	71.8
	500137048	5313306	ENHLANHLENI COMBINED	3	13	19	7	36.8	12	23	15	65.2	8	49	30	61.2
	500425130	5313406	ENTSIKENI SS	2	13	61	61	100.0	12	77	77	100.0	25	116	116	100.0
	500144263	5313307	FAITH-WAY CHRISTIAN	99	1	9	9	100.0	0	7	7	100.0	0	9	9	100.0
	500319532	5313202	FRANKLIN S	3	26	99	73	73.7	9	130	110	84.6	15	197	139	70.6
	500322085	5313330	GINYANE H	2	37	56	30	53.6	10	49	35	71.4	6	33	27	81.8
	500425389	5313407	GINYIQHINGA COMPREHENSIVE H	2	22	88	66	75.0	30	105	76	72.4	24	182	132	72.5
	500148999	5313208	GLEN EDWARD SS	3	27	43	33	76.7	6	47	33	70.2	6	56	31	55.4
	500157250	5313103	HLOKOZI H	1	32	106	67	63.2	38	72	39	54.2	28	112	72	64.3
	500425759	5313408	IBISI SS	2	62	189	128	67.7	24	202	84	41.6	0	198	122	61.6
	500161209	5313104	IMPIYAMANDLA JS	2	15	45	40	88.9	0	66	54	81.8	6	77	66	85.7
	500161357	5313105	IMPUNGA S	2	44	115	88	76.5	37	140	102	72.9	43	177	121	68.4
	500447885	5313409	INDAWANA SS	1	23	32	30	93.8	26	56	40	71.4	0	66	46	69.7
	500170163	5313106	IXOPO H	4	5	101	91	90.1	0	109	108	99.1	0	147	139	94.6
	500425907	5313410	JOZANA SS	2	19	82	69	84.1	34	63	48	76.2	7	131	74	56.5
	500176897	5313203	KOKSTAD COLLEGE	5	1	104	100	96.2	2	93	91	97.8	90	90	88	97.8
	500426055	5313424	KROMHOEK COMBINED	1	4	47	41	87.2	4	48	32	66.7	0	22	19	86.4
	500181966	5313308	KWAMVIMBELA S	2	3	8	7	87.5	2	8	6	75.0	0	25	16	64.0
	500183779	5313107	KWATHATHANI H	2	24	65	34	52.3	3	45	35	77.8	10	53	37	69.8
	500426166	5313411	LADAM SS	1	41	38	32	84.2	19	66	46	69.7	2	87	78	89.7
	500337847	5313309	LESHMAN S	2	0	16	10	62.5	5	32	22	68.8	25	52	23	44.2
	500187183	5313108	LITTLE FLOWER S	2	3	129	127	98.4	6	127	122	96.1	2	130	128	98.5
	500426277	5313412	LOURDES H	1	2	24	15	62.5	11	35	21	60.0	8	34	16	47.1
	500188959	5313109	LUSIBALUKHULU H	1	23	93	64	68.8	3	82	77	93.9	0	94	81	86.2
	500189033	5313110	LUSWAZI S	1	15	23	12	52.2	9	36	20	55.6	8	29	8	27.6
	500426388	5313413	MABANDLA SS	1	7	27	24	88.9	13	31	26	83.9	0	60	52	86.7
	500193288	5313311	MAHLAHLA S	1	15	14	13	92.9	12	25	14	56.0	13	41	23	56.1
	500195952	5313312	MANDADLA H	2	19	13	11	84.6	3	14	14	100.0	6	28	25	89.3
	500196470	5313313	MANDLEZIZWE S	2	24	51	49	96.1	3	36	36	100.0	3	56	56	100.0
	500199615	5313111	MARIATHAL COMBINED	2	16	126	99	78.6	0	126	116	92.1	7	131	108	82.4
	500308210	5313112	MASAMENI S	2	24	34	24	70.6	8	44	31	70.5	3	44	41	93.2
	500308247	5313113	MAVANGANA S	2	5	26	23	88.5	0	15	13	86.7	9	35	23	65.7
	500206090	5313314	MDINGI H	2	6	22	21	95.5	22	72	67	93.1	16	79	64	81.0
	500426721	5313425	MFULAMHLE COMBINED	2	0	119	74	62.2	5	90	62	68.9	0	78	48	61.5

KWAZULU NATAL																	
District Name	EMIS No	Centre No	Centre Name	Quintile	2019				2020				2021			
					Progressed No	Total Wrote	Total Achieved	% Achieved	Progressed No	Total Wrote	Total Achieved	% Achieved	Progressed No	Total Wrote	Total Achieved	% Achieved
HARRY GWALA	500215340	5313204	MOUNT CURRIE S	3	1	117	74	63.2	4	113	82	72.6	7	109	67	61.5
	500337810	5313315	MQULELA JS	2	5	3	3	100.0	0	6	5	83.3	0	7	7	100.0
	500426943	5313414	MSUDUKENI SS	2	28	135	80	59.3	37	124	78	62.9	0	126	99	78.6
	500427054	5313415	MTHWANE SS	2	36	48	32	66.7	13	60	40	66.7	25	102	53	52.0
	500223813	5313114	NCOMANI H	2	30	83	68	81.9	3	82	75	91.5	8	82	66	80.5
	500224035	5313316	NDABAKAZIBUZWA S	1	15	20	18	90.0	12	24	14	58.3	2	32	26	81.3
	500224405	5313317	NDABISEKHAYA H	2	2	8	8	100.0	2	7	4	57.1	1	6	6	100.0
	500224738	5313115	NDELA S	2	14	42	29	69.0	8	57	45	78.9	8	57	46	80.7
	500228512	5313318	NGONYAMA H	2	17	31	19	61.3	0	19	18	94.7	15	26	24	92.3
	500493395	5313128	NKOMOSE SECONDARY SCHOOL	2	1	7	7	100.0	1	4	4	100.0	2	12	9	75.0
	500234247	5313116	NOKWEJA S	2	26	31	29	93.5	7	51	43	84.3	27	75	59	78.7
	500427461	5313416	NOMPUMELELO SS	1	16	62	43	69.4	16	71	46	64.8	16	64	53	82.8
	500235727	5313117	NONKWENKWANA S	2	12	14	12	85.7	3	10	10	100.0	0	17	16	94.1
	500308432	5313118	NTABANE H	2	18	42	32	76.2	13	49	46	93.9	22	62	60	96.8
	500239057	5313319	NTABENDE S	2	17	24	14	58.3	20	42	27	64.3	11	51	42	82.4
	500241055	5313320	NTWASAHLOBO S	2	8	18	13	72.2	0	12	9	75.0	1	16	12	75.0
	500249380	5313328	PHOLELA PUBLIC H	3	9	117	100	85.5	0	88	79	89.8	24	167	144	86.2
	500254301	5313321	QULASHE COMBINED	1	0	14	9	64.3	2	24	10	41.7	0	27	23	85.2
	500308284	5313329	RALPH HARDINGHAM S	1	25	64	48	75.0	19	75	54	72.0	7	61	37	60.7
	500427868	5313417	RIETVLEI SS	3	72	150	131	87.3	1	214	151	70.6	0	186	140	75.3
	500448588	5313211	SHAYAMOYA AREA S	3	61	316	270	85.4	46	356	308	86.5	41	386	291	75.4
	500323010	5313119	SINEVUSO S	2	21	47	37	78.7	41	74	56	75.7	21	106	81	76.4
	500427942	5313418	SINGISI COMP H	2	3	37	22	59.5	1	42	30	71.4	0	30	27	90.0
	500268065	5313323	SIQHOZA S	1	8	17	15	88.2	20	20	19	95.0	0	19	16	84.2
	500271469	5313120	SIZISIZWE S	1	12	49	37	75.5	2	73	57	78.1	7	91	59	64.8
	500271950	5313324	SKOFILL S	1	32	26	19	73.1	0	35	28	80.0	8	59	44	74.6
	500273874	5313325	SONYONGWANA H	2	13	65	62	95.4	19	64	56	87.5	45	128	98	76.6
	428238	5313426	ST MICHAELS	1	4	21	17	81.0	0	18	17	94.4	7	39	34	87.2
	500281237	5313121	THELAMUVA H	2	31	26	21	80.8	4	31	30	96.8	5	34	31	91.2
	500281866	5313205	THIBANE COMBINED	1	7	8	5	62.5	2	4	2	50.0	1	5	4	80.0
	500308506	5313122	THUBALEMFUNDO JS	2					0	28	23	82.1	0	30	21	70.0
	500286676	5313123	UKUTHULA S	2	18	48	31	64.6	13	39	22	56.4	1	30	18	60.0
	500496836	5313427	VUMANI SECONDARY	1	0	24	24	100.0	0	30	30	100.0	0	28	27	96.4
	500294964	5313127	WEBBSTOWN	2	18	34	24	70.6	6	16	11	68.8	5	43	37	86.0
	500429385	5313419	ZAMOKUHLE SS	1	8	59	50	84.7	0	75	53	70.7	0	92	79	85.9
	500299367	5313327	ZASHUKE H	1	2	12	12	100.0	0	19	18	94.7	3	23	20	87.0
	500429644	5313420	ZWELINZIMA SS	2	22	126	95	75.4	32	180	104	57.8	33	233	152	65.2
ILEMBE	500101195	5413301	AM MOOLA S	1	11	20	4	20.0	0	17	5	29.4	0	32	14	43.8
	500102416	5413201	AMAPHUPHESIZWE S	1	19	77	68	88.3	0	77	59	76.6	0	126	112	88.9
	500102675	5413101	AMATIGULU H	3	17	30	12	40.0	7	34	28	82.4	2	31	30	96.8
	500320494	5413102	BANGUNI SS	3	14	68	50	73.5	0	77	60	77.9	16	117	46	39.3
	500335294	5413302	CHIEF NGONYAMA S	2	6	23	20	87.0	6	17	11	64.7	0	31	28	90.3

KWAZULU NATAL																	
District Name	EMIS No	Centre No	Centre Name	Quintile	2019				2020				2021			
					Progressed No	Total Wrote	Total Achieved	% Achieved	Progressed No	Total Wrote	Total Achieved	% Achieved	Progressed No	Total Wrote	Total Achieved	% Achieved
ILEMBE	500120028	5413103	DARNALL S	4	0	45	31	68.9	0	26	21	80.8	12	70	54	77.1
	500334961	5413345	DUMANE COMMERCIAL H	1	4	8	5	62.5	2	14	7	50.0	0	10	5	50.0
	500141303	5413202	ESIQHOQHWENI JS	1	8	11	4	36.4	7	16	9	56.3	1	17	11	64.7
	500143745	5413203	EZITHABENI S	1	11	42	40	95.2	0	58	51	87.9	8	68	54	79.4
	500147556	5413303	GCINIMFUNDO S	1	20	17	12	70.6	0	32	24	75.0	0	53	33	62.3
	500323602	5413305	GIJIMANI S	1	13	14	14	100.0	6	14	11	78.6	0	22	14	63.6
	500149591	5413104	GLENHILLS S	4	15	97	80	82.5	0	97	78	80.4	2	159	105	66.0
	500152218	5413105	GROUTVILLE H	3	49	263	229	87.1	0	286	233	81.5	4	353	327	92.6
	500443630	5413347	GUZANA S	3	30	63	45	71.4	0	50	33	66.0	5	98	37	37.8
	500156251	5413204	HLANGABEZA H	1	23	29	19	65.5	4	56	40	71.4	4	78	48	61.5
	500157435	5413306	HLONIPHANI S	2	14	25	24	96.0	4	44	41	93.2	5	79	62	78.5
	500157472	5413205	HLONONO S	1	23	15	7	46.7	0	10	8	80.0	4	26	15	57.7
	500158989	5413138	HULETT COMBINED	1	10	19	7	36.8	1	18	17	94.4	7	27	24	88.9
	500159951	5413206	IKHUSANA COMBINED	1	5	24	12	50.0	0	15	10	66.7	0	26	8	30.8
	500320605	5413106	IMBUYISELO S	3	33	38	27	71.1	10	44	29	65.9	11	83	36	43.4
	500161283	5413107	IMPOQABULUNGU S	3	31	114	99	86.8	15	202	164	81.2	14	272	205	75.4
	500162837	5413307	INDUKWENTSHA S	1	10	10	3	30.0	7	21	5	23.8	0	13	13	100.0
	500163318	5413108	INGOBAMAKHOSI S	2	17	40	22	55.0	2	44	40	90.9	7	49	47	95.9
	500164206	5413207	INHLOKOZI H	1	13	10	10	100.0	0	19	19	100.0	0	22	22	100.0
	500323935	5413208	INKONJANE S	2	4	11	1	9.1	0	9	5	55.6	3	12	11	91.7
	500443149	5413139	INKOSI ALBERT LUTHULI S	3	23	29	19	65.5	0	46	26	56.5	5	60	39	65.0
	500167425	5413209	ISIBANISEZWE S	1	30	27	24	88.9	2	70	51	72.9	0	74	51	68.9
	500167758	5413308	ISIFISOSETHU SS	1	5	13	8	61.5	2	9	7	77.8	0	29	16	55.2
	500168387	5413109	ISINYABUSI H	3	76	111	100	90.1	1	152	136	89.5	0	163	163	100.0
	500171606	5413210	JONASE H	1	7	20	12	60.0	6	14	5	35.7	2	11	11	100.0
	500173604	5413309	KHANYISA S	2	26	15	14	93.3	1	23	23	100.0	6	26	18	69.2
	500174233	5413310	KHETHIMFUNDO S	2	13	35	23	65.7	4	38	25	65.8	0	36	36	100.0
	500177452	5413211	KRANSKOP H	2	15	127	113	89.0	0	149	123	82.6	6	124	105	84.7
	500443704	5413346	KWANGOZA S	1	5	16	12	75.0	2	20	7	35.0	7	26	16	61.5
	500183964	5413110	KWAVUSUMUZI H	3	35	175	106	60.6	7	129	89	69.0	25	215	123	57.2
	500185037	5413140	LAMBOTHI HIGH SCHOOL	2	9	49	46	93.9	15	106	76	71.7	7	149	92	61.7
	500320568	5413111	LETHITHEMBA S	2	5	11	6	54.5	0	8	4	50.0	0	9	9	100.0
	500186258	5413212	LETHUXOLO S	1	16	21	21	100.0	0	14	13	92.9	0	22	14	63.6
	500186443	5413311	LIHLITHEMBA S	3	170	87	78	89.7	2	93	58	62.4	0	224	141	62.9
	500188589	5413312	LUKHASA S	2	33	18	18	100.0	7	28	25	89.3	0	26	26	100.0
	500189884	5413313	MABAYANA S	2	3	22	17	77.3	2	30	24	80.0	0	82	71	86.6
	500190476	5413213	MACAPHUNA S	1	2	6	1	16.7	0	7	7	100.0	1	9	8	88.9
	500319680	5413112	MADLANGA JS	2	11	14	14	100.0	9	23	23	100.0	2	42	39	92.9
	500192659	5413314	MAGUDWINI JS	1	9	7	6	85.7	4	9	5	55.6	9	27	11	40.7
	500193584	5413315	MAHLUBE S	2	11	10	9	90.0	2	10	9	90.0	2	10	10	100.0
	500335257	5413316	MANABA S	1	2	3	3	100.0	2	11	11	100.0	0	10	10	100.0
	500196063	5413113	MANDINI ACADEMY	5	0	38	38	100.0	0	45	44	97.8	0	35	32	91.4
	500324009	5413214	MANGCENGEZA JS	1	8	11	10	90.9	3	16	8	50.0	0	19	17	89.5

KWAZULU NATAL																	
					2019				2020				2021				
District Name	EMIS No	Centre No	Centre Name	Quintile	Progressed No	Total Wrote	Total Achieved	% Achieved	Progressed No	Total Wrote	Total Achieved	% Achieved	Progressed No	Total Wrote	Total Achieved	% Achieved
ILEMBE	500200503	5413318	MASHIYAMAHLE S	2	13	268	193	72.0	11	266	200	75.2	0	280	211	75.4
	500201095	5413215	MASIWELA COMBINED	2	4	7	5	71.4	0	11	11	100.0	0	12	7	58.3
	500201872	5413114	MATHUBESIZWE H	3	22	153	145	94.8	0	154	120	77.9	27	228	171	75.0
	500204092	5413141	MBEKAMUZI COMBINED SCHOOL	3					0	43	42	97.7	0	61	56	91.8
	500204351	5413216	MBHEKAPHANSI H	1	34	26	26	100.0	6	41	41	100.0	6	58	57	98.3
	500205350	5413115	MBUYISELO H	3	19	18	13	72.2	6	26	15	57.7	4	35	14	40.0
	500207163	5413217	MEHLOMLUNGU JS	1	16	90	80	88.9	4	88	78	88.6	0	113	111	98.2
	500207644	5413218	MENYEZWAYO S	1	4	24	23	95.8	0	19	19	100.0	1	23	17	73.9
	500209087	5413116	MGANDENI H	2	29	31	25	80.6	16	64	32	50.0	4	111	64	57.7
	500323824	5413219	MQUNGEBE S	2	11	17	15	88.2	4	14	13	92.9	6	26	24	92.3
	500218411	5413319	MSHIYANE H	1	6	14	5	35.7	0	18	13	72.2	14	24	21	87.5
	500219077	5413117	MTHENGENI H	3	45	117	107	91.5	7	117	92	78.6	12	240	91	37.9
	500222222	5413320	MZINGEZWI S	1	17	45	42	93.3	3	63	52	82.5	0	62	59	95.2
	500323787	5413220	MZOBANZI JS	3	10	10	5	50.0	7	18	13	72.2	0	35	19	54.3
	500225589	5413118	NDONDAKUSUKA SS	3	36	31	18	58.1	0	33	19	57.6	4	47	28	59.6
	500326599	5413221	NDUKENDE S	1	14	9	9	100.0	8	18	17	94.4	0	21	21	100.0
	500227698	5413222	NGCOLOSI S	2	9	18	16	88.9	13	36	13	36.1	0	71	62	87.3
	500227661	5413321	NGCONGANGCONGA H	1	28	29	18	62.1	13	35	11	31.4	13	30	24	80.0
	500228845	5413223	NGQOKWANE H	1	5	17	16	94.1	3	25	19	76.0	0	29	25	86.2
	500228993	5413322	NGUNGWINI S	1	31	22	20	90.9	6	48	36	75.0	8	60	41	68.3
	500231250	5413323	NJUBANJUBA S	2	11	40	34	85.0	0	75	64	85.3	15	57	55	96.5
	500233359	5413119	NKWENKWEZI S	3	18	79	75	94.9	0	115	94	81.7	18	178	154	86.5
	500234839	5413324	NOMBIKA S	3	33	90	85	94.4	56	112	65	58.0	17	103	85	82.5
	500235653	5413120	NONHLEVU S	3	118	239	227	95.0	0	211	184	87.2	28	361	313	86.7
	500237244	5413325	NQAKATHELA S	2	19	37	33	89.2	1	57	51	89.5	2	64	47	73.4
	500239094	5413326	NTABINAMAFUTHA S	2	11	11	11	100.0	1	18	18	100.0	1	15	15	100.0
	500245347	5413328	OUR LADY OF THE ROSARY S	2	3	82	73	89.0	0	68	61	89.7	0	73	68	93.2
	500335442	5413225	PHAKATHWAYO JS	1	25	27	10	37.0	10	32	20	62.5	0	42	16	38.1
	500248492	5413226	PHEZUKOMKHONO H	1	20	45	44	97.8	1	47	45	95.7	6	72	59	81.9
	500302882	5413329	PHUZULWAZI S	1	5	7	6	85.7	4	10	7	70.0	0	10	8	80.0
	500252081	5413330	QALAKAHLE H	2	4	118	93	78.8	11	86	77	89.5	7	94	85	90.4
	500253450	5413331	QINISANI H	2	26	205	143	69.8	0	180	162	90.0	15	230	211	91.7
	500253931	5413121	QOQULWAZI S	2	5	36	26	72.2	9	36	31	86.1	5	40	39	97.5
	500254375	5413227	QWABE S	1	8	39	20	51.3	17	65	17	26.2	6	51	43	84.3
	500100011	5413228	SABUYAZE H	1	35	66	54	81.8	15	72	50	69.4	0	119	69	58.0
	500257594	5413229	SAKHISIZWE H	1	8	58	55	94.8	15	77	59	76.6	13	81	52	64.2
	500261220	5413122	SHAKASKRAAL S	4	3	70	66	94.3	7	69	66	95.7	24	100	71	71.0
	500261701	5413123	SHEKEMBULA H	3	0	25	22	88.0	2	55	42	76.4	21	83	62	74.7
	500302475	5413230	SIKHONJWA SS	1	4	8	7	87.5	2	9	7	77.8	7	13	13	100.0
	500265216	5413124	SIKHUTHELE H	2	5	23	20	87.0	12	30	25	83.3	5	41	28	68.3
	500266178	5413333	SIMUNYE S	2	9	21	18	85.7	11	25	19	76.0	1	33	22	66.7
	500323639	5413231	SINENHLANHLA S	1	6	99	49	49.5	2	87	51	58.6	13	70	64	91.4

KWAZULU NATAL																
District Name	EMIS No	Centre No	Centre Name	Quintile	2019				2020				2021			
					Progressed No	Total Wrote	Total Achieved	% Achieved	Progressed No	Total Wrote	Total Achieved	% Achieved	Progressed No	Total Wrote	Total Achieved	% Achieved
ILEMBE	500267584	5413125	SIPHIWE S	1	8	9	4	44.4	0	11	9	81.8	0	13	7	53.8
	500267547	5413232	SIPINHLANHLA H	1	6	5	5	100.0	0	8	6	75.0	2	8	8	100.0
	500268213	5413334	SISEBENZILE S	3	0	75	64	85.3	0	81	69	85.2	0	129	117	90.7
	500270174	5413335	SIYAPHUMULA S	2	8	36	28	77.8	7	42	27	64.3	8	55	52	94.5
	500273356	5413126	SOMSHOKO S	3	3	30	20	66.7	0	28	16	57.1	5	38	32	84.2
	500274059	5413337	SOTOBE H	2	32	9	8	88.9	0	30	21	70.0	0	27	13	48.1
	500277167	5413127	STANGER H	4	11	108	94	87.0	5	113	83	73.5	1	113	86	76.1
	500277315	5413129	STANGER MANOR S	5	0	196	170	86.7	0	213	177	83.1	2	200	163	81.5
	500277204	5413128	STANGER ML SULTAN S	4	21	158	99	62.7	11	199	91	45.7	64	267	135	50.6
	500277500	5413130	STANGER S	4	16	149	107	71.8	1	111	90	81.1	0	163	126	77.3
	500277537	5413131	STANGER SOUTH S	4	15	80	75	93.8	15	78	55	70.5	0	96	67	69.8
	500312391	5413233	THANDAYIPHI JS	1	3	4	4	100.0	1	4	4	100.0	2	7	7	100.0
	500240389	5413234	THEO HLALANATHI S	1	15	12	9	75.0	2	16	9	56.3	7	14	12	85.7
	500283383	5413137	THUKELA S	3	39	54	49	90.7	29	79	46	58.2	50	149	90	60.4
	500284900	5413132	TSHANA H	3	57	20	15	75.0	0	77	43	55.8	17	89	78	87.6
	500285159	5413133	TSHELENKOSI S	4	41	72	60	83.3	0	127	101	79.5	26	177	115	65.0
	500285344	5413235	TSHUTSHUTSHU S	1	37	66	66	100.0	14	70	66	94.3	1	84	82	97.6
	500285492	5413134	TUGELA S	3	45	109	106	97.2	0	202	192	95.0	0	196	173	88.3
	500285899	5413338	UBUHLEBESIZWE JS	1	25	67	52	77.6	19	80	46	57.5	18	68	51	75.0
	500286121	5413135	UDUMO H	3	27	83	73	88.0	37	132	99	75.0	51	190	132	69.5
	500302734	5413237	UKUKHANYAKWEZWE JS	1	5	41	32	78.0	0	36	32	88.9	0	72	67	93.1
	500335516	5413339	UKUZAMAKWETHU S	2	3	14	7	50.0	0	4	3	75.0	1	6	6	100.0
	500289821	5413238	UMZWANGEDWA H	1	0	18	2	11.1	4	26	15	57.7	4	24	7	29.2
	500290746	5413340	UYIKHULU S	1	3	11	10	90.9	0	12	12	100.0	0	18	18	100.0
	500291301	5413239	VELANGEZWI H	1	37	70	48	68.6	9	66	46	69.7	9	94	72	76.6
	500293188	5413240	VUKILE H	2	10	188	165	87.8	6	159	149	93.7	0	225	203	90.2
	500297332	5413342	WOSIYANE S	1	6	5	5	100.0	2	7	2	28.6	5	10	5	50.0
	500320642	5413136	ZAKARIYYA MUSLIM	99	0	38	38	100.0	0	39	38	97.4	0	32	32	100.0
	500299589	5413241	ZEPHANIA S	2	40	57	57	100.0	26	61	58	95.1	2	67	58	86.6
KING CETSHWAYO	500101306	5113238	AMABUYE S	2	46	28	21	75.0	8	68	58	85.3	0	132	76	57.6
	500102120	5113401	AMANGWE H	3	23	18	15	83.3	36	36	8	22.2	16	46	36	78.3
	500102453	5113301	AMAPHUTHU H	1	10	16	4	25.0	2	15	3	20.0	7	39	36	92.3
	500308876	5113302	AMAZONDI JS	1	21	28	21	75.0	4	52	29	55.8	6	73	37	50.7
	500319902	5113402	AQUADENE S	5	8	110	95	86.4	7	100	93	93.0	20	146	126	86.3
	500104747	5113101	BAGIBILE H	2	9	32	31	96.9	15	31	31	100.0	2	67	64	95.5
	500104969	5113403	BALONDO H	3	17	52	43	82.7	0	32	22	68.8	12	59	36	61.0
	500338772	5113103	BHAMU H	2	26	7	7	100.0	3	16	14	87.5	0	17	16	94.1
	500108521	5113104	BHEKESHOWE H	2	21	41	31	75.6	3	62	59	95.2	0	100	78	78.0
	500108595	5113405	BHEKIKUSASA H	2	8	112	93	83.0	4	89	61	68.5	2	99	64	64.6
	500306582	5113406	BHEKUKWAZI S	2	10	28	20	71.4	1	40	20	50.0	4	43	29	67.4
	500109557	5113303	BHILIBANA JS	1	6	17	12	70.6	0	22	16	72.7	0	28	17	60.7
	500109964	5113304	BHUQWINI H	1	28	65	62	95.4	3	66	53	80.3	1	104	100	96.2
	500492988	5113477	BIRDSVIEW ACADEMY	99	0	15	15	100.0	0	13	13	100.0	0	15	15	100.0

KWAZULU NATAL																	
District Name	EMIS No	Centre No	Centre Name	Quintile	2019				2020				2021			
					Progressed No	Total Wrote	Total Achieved	% Achieved	Progressed No	Total Wrote	Total Achieved	% Achieved	Progressed No	Total Wrote	Total Achieved	% Achieved
KING CETSHWAYO	500448514	5113478	BIRDSWOOD S	4	12	55	50	90.9	0	81	74	91.4	1	76	71	93.4
	500110371	5113305	BIZIMALI H	1	0	547	457	83.5	0	445	411	92.4	0	431	410	95.1
	500115033	5113407	CEBISA H	2	16	25	21	84.0	4	26	26	100.0	18	72	49	68.1
	500121952	5113201	DLAMVUZO SS	5	101	64	51	79.7	28	137	103	75.2	1	187	115	61.5
	500121989	5113202	DLANGEZWA H	4	0	178	133	74.7	1	140	126	90.0	0	178	155	87.1
	500122026	5113408	DLEMUDLEMU S	2	22	68	68	100.0	0	79	73	92.4	9	89	86	96.6
	500324897	5113144	DLOZILESIZWE COMBINED SCHOOL	1	3	23	5	21.7	1	12	1	8.3	2	10	7	70.0
	500122655	5113409	DONDOTHA H	3	4	27	22	81.5	7	51	35	68.6	11	50	37	74.0
	500123099	5113410	DOVER COMBINED	3	31	63	53	84.1	0	61	54	88.5	2	90	81	90.0
	500256965	5113306	DR SJ BALOYI	2	24	92	92	100.0	4	79	64	81.0	0	148	115	77.7
	500124172	5113411	DUMANIKAHLE H	2	23	87	80	92.0	2	122	108	88.5	0	177	118	66.7
	500497872	5113243	EHAWINI TECHNICAL HIGH	3					0	69	28	40.6	0	128	35	27.3
	500128834	5113412	EKUPHELENI S	3	29	140	118	84.3	8	122	103	84.4	13	144	116	80.6
	500129648	5113413	ELANGENI S	1	20	33	26	78.8	8	53	21	39.6	4	56	26	46.4
	500319310	5113414	EMKHAYIDENI TECHNICAL H	3	70	113	83	73.5	25	165	119	72.1	26	174	110	63.2
	500133681	5113415	EMONDINI H	3	31	85	65	76.5	0	97	52	53.6	0	153	94	61.4
	500133755	5113203	EMOYENI H	3	10	23	15	65.2	0	29	27	93.1	3	34	32	94.1
	500133866	5113416	EMPANGENI H	5	0	223	216	96.9	0	224	213	95.1	0	258	245	95.0
	500135050	5113308	EMTHUNGWENI H	1	0	30	13	43.3	0	25	6	24.0	0	38	18	47.4
	500135679	5113417	ENCUTSHINI H	2	2	14	8	57.1	3	17	7	41.2	7	23	11	47.8
	500136974	5113418	ENHLANGWINI S	2	11	24	24	100.0	5	40	14	35.0	4	59	34	57.6
	500138343	5113419	ENTEMBENI H	2	15	21	13	61.9	2	22	18	81.8	5	42	23	54.8
	500139823	5113105	ESHOWE H	5	0	111	109	98.2	0	108	108	100.0	0	127	127	100.0
	500143005	5113204	EZAKHELENI H	1	56	74	71	95.9	27	81	54	66.7	0	126	116	92.1
	500143264	5113420	EZIGQIZWENI H	1	9	46	37	80.4	4	43	37	86.0	1	62	54	87.1
	500143856	5113421	EZWENILETHU S	2	8	32	22	68.8	6	34	23	67.6	3	33	28	84.8
	500320235	5113106	GALA H	1	5	17	7	41.2	5	21	21	100.0	2	18	18	100.0
	500147223	5113107	GAWOZI S	3	41	68	60	88.2	10	115	99	86.1	9	119	103	86.6
	500306656	5113108	GCWALULWAZI H	4	68	192	167	87.0	26	175	150	85.7	0	257	188	73.2
	500148703	5113422	GIJIMANA SS	2	11	32	21	65.6	8	23	13	56.5	0	39	34	87.2
	500150442	5113309	GODIDE H	1	1	8	3	37.5	2	13	9	69.2	0	15	11	73.3
	500153729	5113310	GOLOZELA S	1	21	222	154	69.4	5	201	149	74.1	15	206	152	73.8
	500151367	5113109	GQOKINSIMBI JS	2	55	68	67	98.5	38	93	71	76.3	51	112	91	81.3
	500151404	5113423	GQOKUBUKHOSI S	1	7	22	13	59.1	5	16	9	56.3	0	13	5	38.5
	0	5113145	GRATTON COLLEGE	99	0	13	13	100.0	0	18	17	94.4	0	16	16	100.0
	500317867	5113110	GWEBUSHE JS	2	3	15	5	33.3	2	8	3	37.5	5	19	15	78.9
	500401820	5113476	GWEJOBOMVU JS	4	49	83	62	74.7	31	143	127	88.8	1	154	127	82.5
	500320420	5113111	HHASHI S	2	24	36	13	36.1	0	19	10	52.6	2	22	12	54.5
	500156029	5113205	HLAKANIPHANI S	3	20	55	31	56.4	27	64	41	64.1	0	97	54	55.7
	500156214	5113206	HLAMVANA S	5	20	86	71	82.6	13	132	99	75.0	0	153	108	70.6
	500157731	5113424	HLUMA S	3	29	80	78	97.5	0	139	96	69.1	4	157	130	82.8
	500159655	5113425	IHAWULETHU S	2	26	66	43	65.2	1	90	57	63.3	0	73	60	82.2

KWAZULU NATAL																
District Name	EMIS No	Centre No	Centre Name	Quintile	2019				2020				2021			
					Progressed No	Total Wrote	Total Achieved	% Achieved	Progressed No	Total Wrote	Total Achieved	% Achieved	Progressed No	Total Wrote	Total Achieved	% Achieved
KING CETSHWAYO	500319384	5113239	IKHANDLELA JS	4	86	116	72	62.1	130	266	111	41.7	0	145	104	71.7
	500161098	5113112	IMPANDE H	2	22	51	50	98.0	0	86	80	93.0	0	115	98	85.2
	500161986	5113426	INCAPHAYI H	2	14	28	14	50.0	0	18	11	61.1	0	22	14	63.6
	500164317	5113207	INIWE S	3	0	39	36	92.3	10	34	21	61.8	0	40	31	77.5
	500319828	5113208	ISANDLWANA S	5	53	80	72	90.0	17	76	69	90.8	18	91	78	85.7
	500168054	5113209	ISIKHALASENKOSI JS	2	21	26	20	76.9	0	57	30	52.6	0	46	12	26.1
	500168424	5113427	ISIPHEPHELO H	3	10	136	110	80.9	0	83	70	84.3	14	173	144	83.2
	500234728	5113428	ISULOMPHAKATHI S	2	4	27	22	81.5	0	49	32	65.3	5	51	38	74.5
	500169497	5113312	ITHALA H	1	5	72	50	69.4	6	94	68	72.3	4	69	60	87.0
	500170311	5113482	IZIBUKO SEC SCHOOL	3	56	53	29	54.7	0	56	36	64.3	0	91	49	53.8
	500171458	5113429	JOHN ROSS COLLEGE	5	26	212	187	88.2	24	173	146	84.4	3	198	179	90.4
	500306841	5113430	KHANYISELISIZWE H	2	5	93	83	89.2	0	117	110	94.0	5	167	157	94.0
	500174714	5113431	KHOMBINDLELA H	4	30	241	211	87.6	27	250	221	88.4	3	244	224	91.8
	500174973	5113210	KHULA H	4	22	116	89	76.7	44	185	141	76.2	0	177	141	79.7
	500175898	5113313	KING CETSHWAYO S	1	0	20	14	70.0	0	24	6	25.0	0	42	37	88.1
	500178488	5113432	KWANXUSA H	3	0	149	128	85.9	0	123	100	81.3	0	140	105	75.0
	500185407	5113433	LANGALIBOMVU H	1	59	43	25	58.1	12	57	47	82.5	57	100	58	58.0
	500186776	5113434	LINDINKOSI S	3	3	16	11	68.8	3	17	9	52.9	0	33	20	60.6
	500326782	5113435	LIZWI S	4	40	114	73	64.0	0	104	72	69.2	11	145	111	76.6
	500188885	5113314	LUSHABA S	1	8	68	64	94.1	4	79	74	93.7	16	99	90	90.9
	500191882	5113113	MAFUNDA S	1	73	27	16	59.3	2	49	18	36.7	0	36	24	66.7
	500341251	5113114	MAGEMFANE H	1	10	12	10	83.3	3	12	11	91.7	0	17	9	52.9
	500192548	5113315	MAGQAMA H	1	7	26	19	73.1	1	24	23	95.8	0	31	29	93.5
	500306952	5113211	MAJIYA S	2	42	70	45	64.3	29	101	72	71.3	31	124	97	78.2
	500197284	5113436	MANQAMU H	2	12	125	104	83.2	0	169	72	42.6	9	136	77	56.6
	500197617	5113116	MANXELE S	2									0	12	11	91.7
	500198172	5113437	MANZIMHLOPHE H	2	11	47	37	78.7	9	42	35	83.3	5	73	65	89.0
	500200059	5113438	MASAKHANE H	3	73	66	43	65.2	13	49	40	81.6	31	99	76	76.8
	500200207	5113212	MASHANANDANE S	1	23	101	75	74.3	0	102	83	81.4	4	143	126	88.1
	500200392	5113316	MASHINGA H	1	13	42	33	78.6	1	48	43	89.6	5	54	42	77.8
	500200725	5113317	MASHUSHU H	1	2	24	10	41.7	1	11	9	81.8	3	16	10	62.5
	500124283	5113213	MATAMZANA DUBE S	3	114	68	45	66.2	51	122	62	50.8	53	197	99	50.3
	500311688	5113117	MATHEKU S	3	28	91	80	87.9	0	58	57	98.3	12	101	83	82.2
	500201761	5113318	MATHOLAMNYAMA S	1	16	95	88	92.6	3	94	89	94.7	2	116	108	93.1
	500202575	5113118	MAVUMENGWANE H	1	55	110	95	86.4	2	81	57	70.4	11	134	105	78.4
	500342916	5113319	MBANGAYIYA JS	1	2	33	25	75.8	0	26	22	84.6	1	25	18	72.0
	500203944	5113320	MBATSHAZWA S	1	10	24	24	100.0	0	25	21	84.0	0	21	20	95.2
	500204536	5113321	MBIZWE H	2	0	20	13	65.0	2	22	16	72.7	0	32	23	71.9
	500205202	5113439	MBUSOWABATHETHWA SS	3	20	69	50	72.5	12	86	63	73.3	4	89	73	82.0
	500205387	5113214	MBUYISENI H	3	0	48	40	83.3	3	36	34	94.4	3	62	51	82.3
	500205498	5113215	MCABANGO H	3	27	14	12	85.7	3	37	35	94.6	0	37	31	83.8
	500208125	5113440	MEVAMHLOPHE H	3	99	50	50	100.0	22	73	73	100.0	0	138	137	99.3
	500320013	5113441	MFANISO S	3	3	40	27	67.5	0	56	29	51.8	3	64	42	65.6

KWAZULU NATAL																	
District Name	EMIS No	Centre No	Centre Name	Quintile	2019				2020				2021			
					Progressed No	Total Wrote	Total Achieved	% Achieved	Progressed No	Total Wrote	Total Achieved	% Achieved	Progressed No	Total Wrote	Total Achieved	% Achieved
KING CETSHWAYO	500209420	5113442	MGEZENI H	2	0	323	239	74.0	0	212	205	96.7	0	302	285	94.4
	500209531	5113119	MGITSHWA H	2	26	72	63	87.5	30	110	71	64.5	0	88	78	88.6
	500401894	5113216	MJABULISENI S	1	54	46	38	82.6	14	70	52	74.3	0	124	44	35.5
	500212084	5113443	MKHOMBISI H	2	19	27	26	96.3	0	57	50	87.7	0	85	74	87.1
	500212195	5113444	MKHONTO H	2	3	34	31	91.2	0	38	30	78.9	9	75	62	82.7
	500308913	5113322	MLOYISWA JS	2	17	45	36	80.0	4	51	36	70.6	13	66	47	71.2
	500307137	5113445	MNINGI H	2	38	302	285	94.4	125	268	129	48.1	36	290	284	97.9
	500213601	5113323	MNQANDI H	2	10	44	34	77.3	0	58	48	82.8	0	80	68	85.0
	500213934	5113324	MNYAKANYA H	2	20	48	35	72.9	24	126	91	72.2	1	95	82	86.3
	500216302	5113446	MPEPHOSE S	2	24	18	14	77.8	10	25	22	88.0	5	39	28	71.8
	500216339	5113325	MPHAHLENI S	2	5	23	9	39.1	2	16	5	31.3	0	18	12	66.7
	500304843	5113326	MPHATHESITHA JS	2	27	68	64	94.1	14	97	62	63.9	0	88	27	30.7
	500216524	5113327	MPHEMBA H	2	23	215	135	62.8	0	158	106	67.1	8	96	85	88.5
	500219225	5113328	MTHIYAQHWA S	2	20	104	93	89.4	6	164	113	68.9	0	167	133	79.6
	500219484	5113141	MTHONGA S	1	0	5	2	40.0	0	4	4	100.0	0	5	5	100.0
	500303437	5113447	MTHONJANENI H	3	25	54	46	85.2	18	69	47	68.1	0	67	48	71.6
	500220224	5113217	MTHUNZINI H	2	52	56	55	98.2	69	103	50	48.5	14	98	69	70.4
	500220594	5113480	MUNDI SECONDARY SCHOOL	2	9	8	8	100.0	2	11	9	81.8	9	24	21	87.5
	500213786	5113218	MUNTONOKUDLA S	3	32	61	28	45.9	9	75	38	50.7	0	129	49	38.0
	500221593	5113329	MVUTSHINI H	1	28	56	46	82.1	8	56	53	94.6	0	94	75	79.8
	500224923	5113219	NDESHENI H	3	45	52	42	80.8	31	72	45	62.5	0	122	67	54.9
	500225182	5113448	NDLABEYILANDULA S	2	13	51	39	76.5	3	43	20	46.5	5	59	33	55.9
	500225441	5113121	NDLONGOLWANE H	1	17	27	23	85.2	7	46	28	60.9	13	56	33	58.9
	500225515	5113122	NDLUYESILO H	2	15	26	25	96.2	5	31	30	96.8	11	54	46	85.2
	500228475	5113330	NGONO S	1	46	442	288	65.2	48	282	155	55.0	10	311	210	67.5
	500229289	5113331	NGWEKAZI H	2	49	63	58	92.1	9	100	74	74.0	0	88	68	77.3
	500229400	5113220	NGWENYA S	3	20	9	5	55.6	7	25	12	48.0	13	15	7	46.7
	500230547	5113449	NHLOYANA S	2	5	22	21	95.5	0	29	25	86.2	0	67	43	64.2
	500231139	5113222	NJINGILI S	2	18	16	10	62.5	7	29	10	34.5	0	38	29	76.3
	500231583	5113333	NKANDLA S	2	9	30	27	90.0	0	35	33	94.3	5	91	82	90.1
	500231731	5113334	NKANYISO H	1	0	15	8	53.3	0	16	13	81.3	0	32	17	53.1
	500232767	5113450	NKOSITHANDILE S	2	38	154	139	90.3	0	158	129	81.6	0	226	196	86.7
	500319754	5113223	NOGABISELA H	2	25	24	24	100.0	7	49	44	89.8	0	60	56	93.3
	500234062	5113123	NOKHALELA H	1	14	36	24	66.7	0	21	20	95.2	2	44	43	97.7
	500311725	5113124	NOMAQONI JS	2	8	7	7	100.0	6	11	5	45.5	4	9	7	77.8
	500235172	5113125	NOMAYACA H	2	37	80	67	83.8	0	120	92	76.7	0	178	142	79.8
	500235505	5113335	NONGAMLANA H	1	21	38	33	86.8	3	74	65	87.8	0	93	73	78.5
	500235616	5113451	NONGWELEZA H	3	24	58	35	60.3	8	61	48	78.7	7	103	66	64.1
	500324749	5113126	NOQANDELA JS	1	6	13	10	76.9	0	11	4	36.4	3	9	6	66.7
	500309468	5113336	NQAMANA JS	1	0	13	4	30.8	0	11	4	36.4	0	7	2	28.6
	500237540	5113127	NQUMIZWE S	2	32	35	27	77.1	17	45	32	71.1	17	63	49	77.8
	500237577	5113348	NQUNDU COMBINED SCHOOL	99									1	26	12	46.2
	500238872	5113128	NTABANTUZUMA H	2	36	110	100	90.9	3	162	147	90.7	3	189	174	92.1

KWAZULU NATAL																
District Name	EMIS No	Centre No	Centre Name	Quintile	2019				2020				2021			
					Progressed No	Total Wrote	Total Achieved	% Achieved	Progressed No	Total Wrote	Total Achieved	% Achieved	Progressed No	Total Wrote	Total Achieved	% Achieved
KING CETSHWAYO	500240315	5113452	NTONGANDE H	3	58	125	53	42.4	56	133	97	72.9	33	182	103	56.6
	500242165	5113224	NZUZA S	2	43	38	13	34.2	0	37	31	83.8	7	66	46	69.7
	500242461	5113453	OBUKA SS	1	0	67	51	76.1	0	58	50	86.2	0	96	93	96.9
	500243608	5113454	OLD MILL H	5	31	167	129	77.2	0	185	145	78.4	12	184	168	91.3
	500243904	5113225	ONGOYE S	3	61	61	44	72.1	30	92	56	60.9	0	116	83	71.6
	500319458	5113129	PHANGIFA COM-TECH	2	3	9	6	66.7	0	17	12	70.6	0	21	17	81.0
	500248122	5113338	PHEMBELA S	1	6	9	8	88.9	3	14	14	100.0	0	17	16	94.1
	500248862	5113339	PHINDIZWE H	1	1	9	0	0.0	0	5	4	80.0	0	10	10	100.0
	500248936	5113130	PHINDULIMI H	2	34	49	43	87.8	2	39	30	76.9	10	57	44	77.2
	500249861	5113455	PHUMOSIZINI S	2	0	12	11	91.7	0	13	13	100.0	0	23	23	100.0
	500445961	5113142	PRINCESS LANGAZANA S	2	11	73	57	78.1	2	63	53	84.1	4	100	88	88.0
	500494616	5113242	QALAKABUSHA SECONDARY SCHOOL	3	1	7	7	100.0	0	6	6	100.0	1	6	6	100.0
	500252377	5113226	QANTAYI H	3	62	89	68	76.4	0	157	94	59.9	0	144	81	56.3
	500252636	5113227	QHAKAZA S	3	36	107	99	92.5	11	180	126	70.0	11	182	143	78.6
	500252673	5113456	QHAMUKA S	3	34	87	72	82.8	24	126	80	63.5	20	76	63	82.9
	500253598	5113457	QONDINDLELA S	2	1	10	2	20.0	5	16	3	18.8	0	9	7	77.8
	500255411	5113458	RICHARDS BAY S	5	5	105	76	72.4	8	117	78	66.7	1	125	89	71.2
	500255448	5113459	RICHARDSBAAI H	5	14	138	134	97.1	0	189	175	92.6	0	157	153	97.5
	500491434	5113479	RICHEM S	99	8	59	51	86.4	0	68	57	83.8	0	108	98	90.7
	500260295	5113341	SENZAKAHLE JS	2	18	6	5	83.3	3	7	3	42.9	0	9	9	100.0
	500309542	5113342	SENZELA JS	1	4	11	5	45.5	0	9	9	100.0	6	12	11	91.7
	500259185	5113460	SIBEKEZELE S	2	16	32	30	93.8	7	45	37	82.2	0	61	51	83.6
	500262774	5113343	SIBHAKABHAKA S	1	0	11	11	100.0	0	11	7	63.6	0	20	16	80.0
	500262811	5113228	SIBHAKUZA S	1	17	26	18	69.2	5	55	35	63.6	0	81	46	56.8
	500263440	5113461	SIBONOKUHLE H	3	19	107	88	82.2	0	76	66	86.8	28	173	130	75.1
	500319865	5113229	SIHUBELA S	2	2	29	18	62.1	0	20	18	90.0	2	27	20	74.1
	500265068	5113240	SIKHULANGEMFUNDO JS	4	23	71	64	90.1	61	128	78	60.9	0	124	83	66.9
	500266844	5113462	SINQOBILE H	2	11	25	23	92.0	10	44	25	56.8	0	47	41	87.2
	500342694	5113131	SIPHOSETHU H	2	16	35	34	97.1	13	38	32	84.2	10	61	53	86.9
	500267843	5113132	SIPHOSO S	2	40	52	43	82.7	31	85	51	60.0	4	78	56	71.8
	500499389	5113481	SIPHUMELELE SECONDARY SCHOOL	3	64	90	46	51.1	0	89	53	59.6	0	121	72	59.5
	500268657	5113463	SITHEKU H	2	12	40	17	42.5	10	38	26	68.4	11	54	30	55.6
	500269434	5113230	SIYABONGA S	2	2	22	11	50.0	0	18	6	33.3	1	17	16	94.1
	500307507	5113464	SIZAKAHLE JS	3	11	39	24	61.5	1	33	18	54.5	10	42	36	85.7
	500309505	5113344	SIZWESONKE JS	1	12	23	16	69.6	0	27	13	48.1	0	29	18	62.1
	500275243	5113465	ST CATHERINES H	99	0	12	12	100.0	0	19	19	100.0	0	20	20	100.0
	500278869	5113133	SUNNYDALE S	4	30	79	78	98.7	5	114	89	78.1	4	120	109	90.8
	500285418	5113241	THAMBOLINI JS	3	54	40	38	95.0	0	118	44	37.3	2	128	41	32.0
	500280682	5113466	THANDUYISE H	4	9	60	50	83.3	1	74	68	91.9	0	103	88	85.4
	500282791	5113467	THOLOKUHLE S	4	32	274	213	77.7	12	231	212	91.8	6	312	261	83.7
	500284049	5113231	TISAND TECHNICAL H	4	22	75	56	74.7	0	87	62	71.3	16	150	111	74.0

KWAZULU NATAL																	
District Name	EMIS No	Centre No	Centre Name	Quintile	2019				2020				2021			
					Progressed No	Total Wrote	Total Achieved	% Achieved	Progressed No	Total Wrote	Total Achieved	% Achieved	Progressed No	Total Wrote	Total Achieved	% Achieved
KING CETSHWAYO	500285122	5113468	TSHELAMANZI S	3	13	12	6	50.0	0	16	12	75.0	2	26	16	61.5
	500285603	5113134	UBAMBISWANO H	4	9	76	63	82.9	3	52	48	92.3	3	59	56	94.9
	286269	5113483	UGOME J S	3	0	6	2	33.3	0	13	6	46.2	21	21	15	71.4
	500287009	5113469	UMBIYA S	2	25	65	47	72.3	15	43	33	76.7	3	58	44	75.9
	500287157	5113232	UMDLAMFE S	4	57	119	102	85.7	25	105	83	79.0	20	151	123	81.5
	500401857	5113470	UMKHOSI H	2	21	23	19	82.6	0	34	21	61.8	12	53	37	69.8
	500307581	5113135	UMPHEZENI S	2	4	15	6	40.0	12	20	6	30.0	5	21	14	66.7
	500234580	5113345	UMZIKAZI H	1	15	57	32	56.1	5	71	43	60.6	7	105	63	60.0
	500290117	5113233	UPHINDO S	3	18	28	14	50.0	1	33	27	81.8	0	53	52	98.1
	500290672	5113136	UYAYA S	1	9	8	5	62.5	9	22	19	86.4	0	23	23	100.0
	500290709	5113471	UYENGO S	3	56	88	81	92.0	26	140	101	72.1	36	194	146	75.3
	500291190	5113137	VELAMUVA H	2	18	23	23	100.0	0	46	26	56.5	1	56	50	89.3
	500291264	5113346	VELANGAYE H	1	10	537	398	74.1	0	253	191	75.5	0	327	246	75.2
	500293484	5113347	VULEKA SCHOOL FOR THE DEAF	99	0	5	5	100.0	0	12	9	75.0	0	12	12	100.0
	500295149	5113472	WELABASHA H	2	12	167	163	97.6	0	235	227	96.6	0	286	274	95.8
	500297887	5113138	YAMELA S	2	63	52	49	94.2	28	61	56	91.8	30	78	59	75.6
	500297924	5113473	YANGUYE H	2	5	26	19	73.1	16	36	21	58.3	0	53	39	73.6
	500298368	5113474	ZAKHEKAHLE S	2	12	27	27	100.0	14	29	27	93.1	1	52	48	92.3
	500307729	5113234	ZENZELENI MASHAMASE S	2	39	27	19	70.4	14	70	26	37.1	21	108	51	47.2
	500300329	5113235	ZIMEME H	1	2	38	26	68.4	4	60	59	98.3	3	32	29	90.6
	500300514	5113236	ZINQOBELE S	1	39	32	22	68.8	9	37	26	70.3	17	69	39	56.5
	500300699	5113475	ZIPHOZONKE H	3	7	98	86	87.8	5	94	91	96.8	2	97	94	96.9
	500300884	5113237	ZITHUME H	2	1	15	1	6.7	2	16	6	37.5	0	22	8	36.4
	500301994	5113139	ZWELITHINI H	4	27	110	95	86.4	26	117	107	91.5	0	172	140	81.4
PINETOWN	500100640	5412101	ALBINI H	3	5	131	124	94.7	7	133	119	89.5	3	147	132	89.8
	500101232	5412446	AM MOOLLA SPES NOVA	99	0	2	2	100.0	0	5	5	100.0	0	5	5	100.0
	500101935	5412301	AMANDLETHU S	3	54	210	189	90.0	56	264	163	61.7	0	208	143	68.8
	500102305	5412401	AMAOTI NO 3 COMBINED	3	12	45	44	97.8	12	100	85	85.0	5	154	131	85.1
	500102860	5412201	AMATSHEZULU H	3	40	100	88	88.0	31	118	65	55.1	2	137	77	56.2
	500104525	5412403	AVONFORD S	5	16	65	59	90.8	12	71	69	97.2	34	105	94	89.5
	500107078	5412404	BELVERTON S	4	0	115	107	93.0	0	113	104	92.0	4	116	106	91.4
	500108891	5412302	BHEKISISA H	4	7	14	14	100.0	8	14	13	92.9	3	38	32	84.2
	500249047	5412405	BROOKDALE S	5	7	42	40	95.2	21	135	97	71.9	17	132	80	60.6
	500112961	5412406	BUFFELSDALE S	5	2	31	30	96.8	1	39	39	100.0	5	38	36	94.7
	500179080	5412102	BUHLEBEMFUNDO S	4	40	63	47	74.6	43	138	95	68.8	36	155	112	72.3
	500118807	5412409	CRYSTAL POINT S	5	1	107	105	98.1	0	101	99	98.0	1	142	141	99.3
	500119214	5412303	DABEKA S	3	19	63	46	73.0	41	123	46	37.4	0	105	80	76.2
	500119436	5412304	DALEVIEW S	5	0	55	30	54.5	4	54	38	70.4	0	52	44	84.6
	500120065	5412103	DASSENHOEK H	3	53	66	39	59.1	27	78	56	71.8	29	124	51	41.1
	500121064	5412104	DICK NDLOVU H	2	76	37	27	73.0	36	77	48	62.3	26	111	54	48.6
	500496651	5412710	DLULUMUZI SECONDARY SCHOOL	2					0	32	15	46.9	0	42	14	33.3

KWAZULU NATAL																	
					2019				2020				2021				
District Name	EMIS No	Centre No	Centre Name	Quintile	Progressed No	Total Wrote	Total Achieved	% Achieved	Progressed No	Total Wrote	Total Achieved	% Achieved	Progressed No	Total Wrote	Total Achieved	% Achieved
PINETOWN	500123210	5412105	DR AD LAZARUS S	5	3	120	114	95.0	7	130	114	87.7	4	154	141	91.6
	500184482	5412305	DR JL DUBE H	4	42	96	52	54.2	26	133	76	57.1	1	118	95	80.5
	500124246	5412306	DUMEHLEZI H	3	41	34	31	91.2	5	56	55	98.2	34	123	99	80.5
	500125800	5412410	EARLINGTON S	5	10	95	95	100.0	8	95	94	98.9	11	103	99	96.1
	500125874	5412411	EASTBURY S	5	2	54	52	96.3	2	69	63	91.3	1	84	75	89.3
	500130092	5412538	EMACHOBENI SEC SCHOOL	3	18	60	60	100.0	6	40	38	95.0	9	54	52	96.3
	500494357	5412545	ERIC MTSHALI SECONDARY SCHOOL	3	13	68	57	83.8	25	129	104	80.6	31	128	102	79.7
	500144041	5412412	FAIRBREEZE S	4	0	94	92	97.9	0	90	81	90.0	3	87	78	89.7
	500144670	5412413	FERNDALE COMBINED	4	7	99	79	79.8	6	79	66	83.5	0	109	79	72.5
	500145336	5412414	FORESTHAVEN S	5	0	37	32	86.5	1	61	37	60.7	2	32	24	75.0
	500145632	5412106	FULTON SCHOOL FOR THE DEAF	99	0	7	6	85.7	0	3	3	100.0	0	4	4	100.0
	500146631	5412202	GABIGABI SS	3	62	152	93	61.2	29	132	63	47.7	16	152	81	53.3
	500148037	5412107	GELOFTE H	4	0	50	49	98.0	0	52	50	96.2	0	49	46	93.9
	500149517	5412415	GLENHAVEN S	4	0	48	47	97.9	22	221	193	87.3	21	186	150	80.6
	500151700	5412307	GREENBURY S	5	0	224	215	96.0	16	260	236	90.8	5	311	278	89.4
	500152255	5412416	GROVE END S	5	3	79	62	78.5	8	86	71	82.6	12	102	91	89.2
	500154105	5412417	HAVENPARK S	5	0	50	49	98.0	0	76	73	96.1	0	70	65	92.9
	500155178	5412108	HIGHWAY COLLEGE	99	0	10	10	100.0	0	15	15	100.0	0	10	10	100.0
	500155400	5412109	HILLCREST H	5	0	193	192	99.5	3	203	196	96.6	0	194	192	99.0
	500302401	5412308	HILLVIEW S	4	16	146	121	82.9	3	183	125	68.3	6	173	145	83.8
	500155992	5412203	HLAHLINDLELA H	3	16	103	98	95.1	30	122	88	72.1	9	194	119	61.3
	500211566	5412309	IGUGULABASHA H	4	10	47	41	87.2	15	51	35	68.6	0	51	37	72.5
	500495800	5412609	IKUSASALENTSHA SEC SCHOOL	3	7	61	60	98.4	6	69	56	81.2	11	111	81	73.0
	500160136	5412110	ILANGA S	4	53	104	75	72.1	45	105	54	51.4	35	121	45	37.2
	500160469	5412310	IMBEKA S	3	14	18	16	88.9	9	18	15	83.3	16	29	17	58.6
	500161616	5412418	INANDA NEWTOWN COMPREHENSIVE	2	26	167	165	98.8	13	199	196	98.5	3	233	226	97.0
	500161801	5412311	INANDA SEMINARY S	99	0	89	89	100.0	0	68	68	100.0	0	66	66	100.0
	500162578	5412737	INDLULAMITI SENIOR SECONDARY	3					7	18	12	66.7	0	42	17	40.5
	500163540	5412204	INGQUNGQULU H	3	3	14	10	71.4	5	48	38	79.2	1	38	29	76.3
	500163947	5412312	INHLAKANIPHO H	4	22	68	49	72.1	0	143	99	69.2	13	161	99	61.5
	500166315	5412313	INTSHISEKELO S	3	21	133	113	85.0	18	143	113	79.0	16	175	140	80.0
	500167499	5412314	ISIBONELO SS	4	41	125	100	80.0	44	112	72	64.3	27	170	96	56.5
	500167647	5412205	ISIBUKOSEZWE H	3	53	127	68	53.5	11	102	83	81.4	5	146	78	53.4
	500169053	5412111	ISIZINDA S	3	88	82	54	65.9	48	77	43	55.8	16	118	64	54.2
	500170607	5412315	JE NDLOVU S	4	42	38	23	60.5	48	147	51	34.7	48	154	69	44.8
	500413845	5412316	JG ZUMA H	2	17	195	186	95.4	15	163	151	92.6	5	210	187	89.0
	500172790	5412206	KHABAZELA H	2	35	75	67	89.3	2	106	63	59.4	0	127	70	55.1
	500173049	5412207	KHAMANGWA S	2	3	8	5	62.5	7	16	16	100.0	9	22	16	72.7
	500161690	5412317	KHETHOKUHLE S	4	57	58	48	82.8	10	85	77	90.6	11	150	126	84.0

KWAZULU NATAL																	
District Name	EMIS No	Centre No	Centre Name	Quintile	2019				2020				2021			
					Progressed No	Total Wrote	Total Achieved	% Achieved	Progressed No	Total Wrote	Total Achieved	% Achieved	Progressed No	Total Wrote	Total Achieved	% Achieved
PINETOWN	500176564	5412112	KLOOF H	5	1	214	204	95.3	2	191	186	97.4	0	173	171	98.8
	500178821	5412208	KWABAZOTHINI H	3	22	48	38	79.2	7	44	34	77.3	0	64	42	65.6
	500178044	5412209	KWADINABAKUBO COMBINED	3	30	74	58	78.4	32	129	88	68.2	1	148	107	72.3
	500182706	5412210	KWANTEBENI COMPREHENSIVE H	3	6	71	64	90.1	7	86	73	84.9	8	151	124	82.1
	500183853	5412234	KWATHINTWA SCHOOL FOR THE DEAF	99	0	4	4	100.0	0	6	6	100.0	0	10	10	100.0
	500184445	5412318	KWESETHU H	3	41	113	93	82.3	25	136	81	59.6	12	126	77	61.1
	500185851	5412420	LENAREA S	5	3	76	75	98.7	11	101	100	99.0	10	88	75	85.2
	500187331	5412421	LOCKHAT H	3	6	69	63	91.3	8	82	70	85.4	0	97	75	77.3
	500493691	5412650	LUNGISISA INDLELA VILLAGE SCHOOL	1	0	4	4	100.0	1	10	8	80.0	0	8	8	100.0
	500188848	5412212	LUPHAPHE H	3	11	25	10	40.0	0	25	25	100.0	1	33	33	100.0
	500189107	5412213	LUTHAYI H	3	0	190	106	55.8	45	205	99	48.3	4	204	133	65.2
	500302623	5412319	MAGQIBAGQIBA JS	3	6	30	28	93.3	3	41	33	80.5	0	40	37	92.5
	500194361	5412320	MAKHAPHA COMBINED	3	14	49	40	81.6	0	59	57	96.6	3	76	67	88.2
	500196285	5412321	MANDLENKOSI H	3	17	90	70	77.8	39	145	94	64.8	8	215	135	62.8
	500196544	5412346	MANDOSI COMBINED	2	10	53	35	66.0	15	56	41	73.2	1	56	37	66.1
	500302845	5412233	MAPHETHETHA H	2	3	29	24	82.8	20	86	57	66.3	3	54	51	94.4
	500198357	5412214	MAPHINDA S	2	17	15	14	93.3	11	32	25	78.1	2	27	20	74.1
	500306360	5412215	MAQHUTSHANA JS	3	17	54	32	59.3	0	59	27	45.8	0	55	39	70.9
	500199430	5412113	MARIANNHILL S PRIVATE INDEPENDANT	99	0	79	79	100.0	0	77	77	100.0	0	84	84	100.0
	500199578	5412114	MARIANNRIDGE S	3	24	134	76	56.7	2	130	113	86.9	25	118	96	81.4
	500430162	5412647	MASAKHANE GIRLS SECONDARY SCHOOL	99	0	11	11	100.0	0	21	21	100.0	0	10	10	100.0
	500333851	5412322	MBHEKI S	3	23	45	38	84.4	6	49	39	79.6	36	104	69	66.3
	500206053	5412216	MDEPHA H	3	31	54	36	66.7	14	63	36	57.1	15	77	42	54.5
	500214156	5412217	MNYAMENI S	3	11	63	36	57.1	11	87	44	50.6	0	94	44	46.8
	500328412	5412422	MOUNT EDGECOMBE PRIVATE	99	0	11	11	100.0	0	17	17	100.0	0	19	18	94.7
	500215673	5412423	MOUNTVIEW S	4	0	208	197	94.7	4	212	191	90.1	1	228	178	78.1
	500217930	5412323	MQHAWE S	3	41	119	94	79.0	37	235	185	78.7	16	164	147	89.6
	500221260	5412324	MVABA H	3	53	134	114	85.1	17	128	101	78.9	9	150	128	85.3
	500221852	5412218	MYEKA S	3	2	103	85	82.5	0	102	83	81.4	2	127	101	79.5
	500222666	5412325	MZUVELE S	4	165	80	44	55.0	14	107	52	48.6	35	115	36	31.3
	500224886	5412746	NDENGEZI INTERMEDIATE	4	13	12	11	91.7	40	64	18	28.1	28	49	20	40.8
	500224849	5412116	NDGENGETHO H	4	43	81	72	88.9	28	122	107	87.7	18	141	122	86.5
	500226736	5412326	NEW RIVER P	3	3	11	9	81.8	0	9	9	100.0	0	10	10	100.0
	500227032	5412327	NEWLANDS EAST S	4	9	127	119	93.7	0	111	93	83.8	16	157	120	76.4
	500161727	5412328	NHLANHLAYETHU S	3	22	142	142	100.0	12	189	176	93.1	0	196	166	84.7
	500250806	5412117	NILGIRI S	3	4	171	121	70.8	7	253	162	64.0	10	291	201	69.1
	500232693	5412424	NKOSIBOMVU S	3	57	287	233	81.2	31	299	226	75.6	55	329	234	71.1
	500232730	5412329	NKOSINATHI S	3	9	140	136	97.1	2	190	183	96.3	0	222	193	86.9
	500234025	5412219	NOGUNJWA H	2	120	85	64	75.3	32	183	106	57.9	7	198	111	56.1

KWAZULU NATAL																	
					2019				2020				2021				
District Name	EMIS No	Centre No	Centre Name	Quintile	Progressed No	Total Wrote	Total Achieved	% Achieved	Progressed No	Total Wrote	Total Achieved	% Achieved	Progressed No	Total Wrote	Total Achieved	% Achieved
PINETOWN	500236504	5412425	NORTHMEAD S	5	14	112	90	80.4	13	110	91	82.7	17	151	118	78.1
	500237096	5412330	NQABAKAZULU H	4	68	155	110	71.0	46	210	121	57.6	1	231	158	68.4
	500239612	5412118	NTEE H	4	25	73	70	95.9	39	83	76	91.6	57	134	127	94.8
	500496688	5412711	OBED MLABA TECHNICAL SCHOOL	1					0	8	7	87.5	0	41	27	65.9
	500286306	5412331	OHLANGE S	3	28	153	128	83.7	0	151	143	94.7	7	187	165	88.2
	500246013	5412426	PALMVIEW S	5	1	141	137	97.2	0	167	161	96.4	3	210	202	96.2
	500248159	5412332	PHEMBISIZWE H	4	35	35	16	45.7	24	61	39	63.9	33	57	38	66.7
	500248529	5412220	PHEZULU H	3	54	111	66	59.5	54	209	89	42.6	12	167	121	72.5
	500340030	5412345	PHOENIX MUSLIM	99	0	39	37	94.9	0	35	33	94.3	0	34	33	97.1
	500249195	5412427	PHOENIX S	5	20	81	76	93.8	7	65	57	87.7	11	126	104	82.5
	500249232	5412333	PHOENIX TECHNICAL S	5	3	87	73	83.9	5	80	56	70.0	7	69	56	81.2
	500250416	5412120	PINETOWN BOYS` H	5	1	146	123	84.2	0	117	100	85.5	0	121	107	88.4
	500250490	5412121	PINETOWN GIRLS` H	5	5	193	189	97.9	2	191	188	98.4	1	196	195	99.5
	500274133	5412122	RACING & EQUESTRIAN ACADEMY	99	0	2	2	100.0	0	2	2	100.0	0	3	3	100.0
	500255115	5412123	RESERVOIR HILLS S	5	2	80	62	77.5	0	98	86	87.8	0	71	64	90.1
	500255818	5412221	RIETVALLEI COMBINED	3	13	56	47	83.9	9	55	44	80.0	9	85	48	56.5
	500223258	5412138	ROSEWAY WALDORF H	1	0	16	16	100.0	0	15	15	100.0	0	8	8	100.0
	500256817	5412428	RYDALPARK S	5	9	77	73	94.8	3	99	89	89.9	0	121	108	89.3
	500257187	5412429	SACRED HEART S	2	2	30	26	86.7	1	44	40	90.9	3	65	51	78.5
	500258926	5412430	SASTRI PARK S	5	7	52	43	82.7	10	93	56	60.2	9	86	57	66.3
	500259814	5412431	SEATIDES COMBINED	5	1	76	70	92.1	0	90	87	96.7	0	95	91	95.8
	500323528	5412334	SENZOKWETHU S	3	8	92	70	76.1	14	134	84	62.7	3	180	135	75.0
	500264883	5412222	SIKHETHUXOLO H	3	110	154	108	70.1	1	266	131	49.2	0	230	102	44.3
	500267399	5412223	SIPHESIHLE H	3	19	77	40	51.9	22	121	57	47.1	34	100	47	47.0
	500267362	5412432	SIPHESIHLE S	3	1	94	72	76.6	2	93	76	81.7	0	118	85	72.0
	500268472	5412335	SITHABILE S	3	9	73	68	93.2	0	129	126	97.7	0	155	139	89.7
	500444518	5412348	SITHANDIMFUNDO S	2	20	36	36	100.0	18	57	54	94.7	2	82	78	95.1
	500268768	5412124	SITHENGILE S	4	34	197	143	72.6	17	182	141	77.5	32	228	190	83.3
	500268879	5412125	SITHOKOZILE S	3	38	104	93	89.4	41	173	133	76.9	20	196	118	60.2
	500269138	5412336	SIVANANDA TECHNICAL H	4	45	96	79	82.3	24	160	111	69.4	33	211	131	62.1
	500269656	5412224	SIYAJABULA H	3	40	170	123	72.4	6	158	109	69.0	6	255	102	40.0
	500270359	5412337	SIYATHUTHUKA S	4	9	13	4	30.8	7	15	8	53.3	0	46	28	60.9
	500272875	5412433	SOLVISTA S	5	0	165	158	95.8	0	190	180	94.7	0	218	199	91.3
	500306286	5412225	ST JULIUS S	3	61	94	39	41.5	33	98	23	23.5	55	116	56	48.3
	500277648	5412434	STANMORE S	5	7	107	94	87.9	0	102	81	79.4	1	123	101	82.1
	500407555	5412127	STAR COLLEGE	99	0	110	110	100.0	0	100	100	100.0	0	103	103	100.0
	500278462	5412338	SULEMAN PATEL S	3	16	30	28	93.3	5	32	28	87.5	5	42	41	97.6
	500279757	5412435	TEMPLE VALLEY S	5	0	61	57	93.4	0	65	63	96.9	13	78	76	97.4
	500279905	5412226	THABELA H	2	10	36	29	80.6	7	42	24	57.1	0	41	30	73.2
	500280238	5412227	THANDAZA H	3	87	103	97	94.2	55	154	109	70.8	41	144	97	67.4
	500280571	5412347	THANDOLWESIZWE SP	3	8	59	49	83.1	6	47	37	78.7	0	58	36	62.1

KWAZULU NATAL																
District Name	EMIS No	Centre No	Centre Name	Quintile	2019				2020				2021			
					Progressed No	Total Wrote	Total Achieved	% Achieved	Progressed No	Total Wrote	Total Achieved	% Achieved	Progressed No	Total Wrote	Total Achieved	% Achieved
PINETOWN	500282273	5412128	THOKOZAMNGANGA H	3	76	36	33	91.7	15	56	42	75.0	2	83	53	63.9
	500173345	5412228	THOLULWAZI S	2	24	37	36	97.3	25	53	34	64.2	26	71	50	70.4
	500324601	5412129	THORNWOOD S	3	113	113	22	19.5	39	102	59	57.8	26	69	34	49.3
	500283309	5412339	THUBALETHU S	2	13	16	15	93.8	4	27	25	92.6	17	46	41	89.1
	500284308	5412436	TONGAAT S	4	0	183	121	66.1	1	134	100	74.6	1	193	164	85.0
	500249084	5412437	TRENANCE MANOR S	5	0	87	81	93.1	1	103	91	88.3	8	106	89	84.0
	500284530	5412438	TRENANCE PARK S	4	6	87	69	79.3	5	82	63	76.8	1	117	101	86.3
	500286639	5412229	UKUSA SS	3	39	108	80	74.1	27	113	79	69.9	115	209	112	53.6
	500288748	5412130	UMQHELE PUBLIC S	3	26	149	106	71.1	27	127	70	55.1	0	173	100	57.8
	500289007	5412340	UMTAPHO H	2	37	161	145	90.1	33	180	155	86.1	21	323	211	65.3
	500407999	5412131	USETHUBENI YOUTH	99	4	17	17	100.0	0	19	19	100.0	0	17	17	100.0
	500340992	5412230	UXOLOPHAMBILI S	3	40	51	35	68.6	24	59	26	44.1	11	59	26	44.1
	500328634	5412440	VERULAM ISLAMIC	99	0	34	32	94.1	0	30	30	100.0	0	23	21	91.3
	500291782	5412441	VERULAM S	5	2	210	201	95.7	7	165	158	95.8	0	181	169	93.4
	500290783	5412527	VN NAIK SCHOOL FOR THE DEAF	99	0	4	4	100.0	1	12	11	91.7	3	8	7	87.5
	500294298	5412341	VUYISWA MTOLO H	4	48	59	47	79.7	32	99	55	55.6	35	121	70	57.9
	500294816	5412442	WATERLOO JS	3	34	79	67	84.8	35	111	77	69.4	51	136	91	66.9
	500295704	5412443	WESTHAM S	5	2	38	37	97.4	7	48	46	95.8	11	72	53	73.6
	500443297	5412139	WESTMEAD S	3	9	39	31	79.5	24	91	56	61.5	15	83	54	65.1
	500295852	5412132	WESTVILLE BOYS H	5	1	233	225	96.6	0	219	210	95.9	1	214	206	96.3
	500295889	5412133	WESTVILLE GIRLS H	5	0	202	202	100.0	0	205	205	100.0	0	217	217	100.0
	500297295	5412444	WOODVIEW S	5	1	54	28	51.9	4	44	26	59.1	1	44	23	52.3
	500297369	5412134	WOZAMOYA H	3	68	72	66	91.7	47	92	76	82.6	55	143	88	61.5
	500297554	5412135	WYEBANK S	4	7	111	79	71.2	10	158	115	72.8	8	150	110	73.3
	500298331	5412342	ZAKHE H	3	48	72	58	80.6	37	155	97	62.6	0	159	138	86.8
	500299552	5412343	ZEPH DLOMO S	4	33	58	47	81.0	47	140	68	48.6	15	132	86	65.2
	500299922	5412231	ZIFIKELE H	3	7	38	18	47.4	9	71	49	69.0	5	57	33	57.9
	500300625	5412136	ZIPHATHELE S	3	20	40	28	70.0	46	136	75	55.1	34	145	91	62.8
	500300662	5412344	ZIPHEMBELENI S	4	18	44	37	84.1	29	60	42	70.0	31	71	48	67.6
	500311577	5412232	ZIZAMELE JS	2	40	55	44	80.0	20	75	41	54.7	24	159	129	81.1
	500306249	5412137	ZWELINJANI S	3	13	29	19	65.5	21	49	20	40.8	1	105	28	26.7
UGU	500308099	5312201	ALBERT S	99	6	20	20	100.0	7	37	34	91.9	24	92	60	65.2
	500103600	5312339	AS-SALAAM COMBINED SCHOOL	99					0	21	21	100.0	0	9	9	100.0
	500308358	5312101	BHANOYI S	2	0	26	26	100.0	0	45	44	97.8	0	90	90	100.0
	500108262	5312102	BHEKAMANDELU H	1	5	16	16	100.0	0	11	7	63.6	0	13	10	76.9
	500108373	5312103	BHEKAMEVA H	2	10	30	29	96.7	10	37	34	91.9	0	56	53	94.6
	500337218	5312202	BHEKI S	2	14	67	52	77.6	4	97	71	73.2	34	94	59	62.8
	500111481	5312104	BONGUZWANE S	2	2	57	34	59.6	0	47	36	76.6	0	75	41	54.7
	500113257	5312144	BUHLEBETHU H	1	19	114	112	98.2	1	113	108	95.6	1	158	152	96.2
	500115921	5312301	CHARLES HLENGWA H	3	0	10	10	100.0	0	12	12	100.0	0	11	11	100.0
	500123543	5312105	DUBANDLELA H	2	13	17	14	82.4	8	22	16	72.7	4	36	32	88.9

KWAZULU NATAL																	
District Name	EMIS No	Centre No	Centre Name	Quintile	2019				2020				2021			
					Progressed No	Total Wrote	Total Achieved	% Achieved	Progressed No	Total Wrote	Total Achieved	% Achieved	Progressed No	Total Wrote	Total Achieved	% Achieved
UGU	500125615	5312203	DWALALESIZWE H	1	10	22	16	72.7	0	30	18	60.0	0	30	22	73.3
	500146520	5312204	ECEKEZA S	1	24	90	65	72.2	14	88	57	64.8	0	62	61	98.4
	500129944	5312106	ELWAZI H	2	6	9	8	88.9	0	7	7	100.0	0	16	16	100.0
	500401450	5312332	EMGANGENI S	2	3	7	6	85.7	0	5	3	60.0	3	14	13	92.9
	500143634	5312205	EZINQOLENI JS	2	13	110	101	91.8	1	83	78	94.0	0	134	120	89.6
	500146483	5312206	GABANGEZWE S	1	28	66	57	86.4	9	58	55	94.8	17	108	83	76.9
	500146816	5312207	GALENI H	4	42	48	42	87.5	9	40	28	70.0	9	62	55	88.7
	500146853	5312208	GAMALAKHE COMMERCIAL H	4	15	107	104	97.2	21	144	128	88.9	17	151	130	86.1
	500289747	5312261	GEORGE MBHELE H	3	4	36	19	52.8	0	17	16	94.1	2	25	21	84.0
	500150405	5312145	GOBUME H	1	14	42	39	92.9	10	56	56	100.0	15	60	59	98.3
	500152514	5312303	GUGULESIZWE S	3	9	137	114	83.2	5	212	172	81.1	0	191	169	88.5
	500153069	5312209	HAFULENI SS	2	55	64	57	89.1	66	107	81	75.7	10	99	83	83.8
	500153846	5312210	HARDING S	4	5	138	98	71.0	2	127	123	96.9	0	177	157	88.7
	500156954	5312337	HLENGIWE S	3	8	35	17	48.6	0	25	16	64.0	1	38	28	73.7
	500163762	5312211	INGWEMABALA COMPREHENSIVE H	3	66	46	28	60.9	25	63	50	79.4	16	105	73	69.5
	500322825	5312112	INKOSI U-MDIBANISO COMPREHENSIVE H	2	23	53	52	98.1	0	58	53	91.4	0	90	81	90.0
	500165464	5312113	INQOLOBANE JS	1	15	26	12	46.2	6	31	22	71.0	3	25	21	84.0
	500166907	5312304	INYONEMHLOPHE S	2	0	30	20	66.7	0	24	24	100.0	0	22	19	86.4
	500168313	5312114	ISINAMUVA H	2	19	29	25	86.2	0	47	46	97.9	5	76	58	76.3
	500171569	5312212	JOLWAYO S	2	88	62	61	98.4	5	66	65	98.5	20	155	119	76.8
	500173419	5312115	KHANYA H	2	23	57	45	78.9	3	56	41	73.2	6	65	48	73.8
	500173900	5312116	KHATHI H	2	33	22	20	90.9	3	36	28	77.8	6	53	38	71.7
	500178858	5312146	KWABHAVU H	1	12	15	12	80.0	11	18	14	77.8	2	14	11	78.6
	500179376	5312147	KWAFICA H	2	48	79	57	72.2	43	139	72	51.8	40	142	63	44.4
	500179783	5312305	KWAHLUZINGQONDO S	2	35	37	33	89.2	3	82	69	84.1	1	108	67	62.0
	500178229	5312306	KWAJABULA H	2	3	58	56	96.6	3	52	48	92.3	2	96	76	79.2
	500180745	5312215	KWAMASOSHA H	3	64	131	114	87.0	44	166	96	57.8	32	154	114	74.0
	500183002	5312335	KWAPHIKAZIWA S	2	3	29	20	69.0	0	22	20	90.9	0	30	29	96.7
	500189218	5312119	LUTHULI H	3	0	334	296	88.6	0	276	219	79.3	3	444	322	72.5
	500190180	5312120	MABIYA SS	1	15	27	26	96.3	1	37	34	91.9	0	58	45	77.6
	500190328	5312121	MABUTHELA H	1	22	25	17	68.0	0	41	37	90.2	12	58	45	77.6
	500193103	5312264	MAHELANE S	1	16	48	46	95.8	15	49	42	85.7	0	95	76	80.0
	500194213	5312217	MAKHANDA H	3	39	101	78	77.2	41	126	85	67.5	0	159	123	77.4
	500338254	5312338	MALANGENI SECONDARY SCHOOL	1	1	39	39	100.0	2	63	59	93.7	2	50	43	86.0
	500337144	5312122	MALUSI H	2	20	48	42	87.5	1	84	66	78.6	10	90	64	71.1
	500196914	5312123	MANGQUZUKA H	2	39	94	88	93.6	40	178	139	78.1	53	192	151	78.6
	500199171	5312218	MARBURG S	5	7	192	180	93.8	14	231	200	86.6	5	274	230	83.9
	500429866	5312267	MARGATE MIDDLE SCHOOL	3	0	101	84	83.2	18	104	84	80.8	4	158	126	79.7
	500203426	5312219	MASHESHA JS	3	3	14	12	85.7	6	31	25	80.6	2	27	20	74.1
	500203204	5312149	MAYIYANA H	1	47	20	17	85.0	6	18	17	94.4	1	38	24	63.2
	500203685	5312220	MBAMBI H	2	53	65	57	87.7	38	103	76	73.8	35	125	101	80.8

KWAZULU NATAL																	
					2019				2020				2021				
District Name	EMIS No	Centre No	Centre Name	Quintile	Progressed No	Total Wrote	Total Achieved	% Achieved	Progressed No	Total Wrote	Total Achieved	% Achieved	Progressed No	Total Wrote	Total Achieved	% Achieved
UGU	500204832	5312221	MBONWA S	2	66	70	50	71.4	14	45	36	80.0	9	48	36	75.0
	500205128	5312222	MBUSI H	2	54	67	61	91.0	25	65	61	93.8	0	94	90	95.7
	500319051	5312223	MCUSHWA JS	1	21	43	34	79.1	6	48	36	75.0	7	61	52	85.2
	500206164	5312224	MDLANGASWA H	2	65	83	75	90.4	0	130	119	91.5	1	151	122	80.8
	500206201	5312225	MDLANGATHI S	2	46	92	81	88.0	52	181	137	75.7	12	163	145	89.0
	500206534	5312226	MDULASHI JS	2	31	37	37	100.0	18	37	37	100.0	0	77	72	93.5
	500342842	5312227	MERLEWOOD S	3	4	110	100	90.9	4	119	94	79.0	1	174	149	85.6
	500209050	5312126	MGAMULE H	2	16	30	16	53.3	0	21	21	100.0	11	39	34	87.2
	500209716	5312228	MGUDLWA H	2	14	20	17	85.0	12	28	21	75.0	3	24	22	91.7
	500322122	5312229	MHLABUHLANGENE JS	1	0	17	14	82.4	0	24	20	83.3	0	28	28	100.0
	500212898	5312230	MLONDE H	2	15	78	63	80.8	4	162	103	63.6	4	109	88	80.7
	500223776	5312268	MLOTSHWA SECONDARY	1	18	54	47	87.0	9	83	73	88.0	0	102	90	88.2
	500307840	5312307	MNCINDO H	1	2	13	11	84.6	2	19	15	78.9	0	22	19	86.4
	500213453	5312127	MNGOMENI H	1	12	23	20	87.0	8	29	19	65.5	0	49	32	65.3
	500217856	5312128	MQHAKAMA H	2	22	58	58	100.0	0	64	63	98.4	0	80	80	100.0
	500218559	5312231	MSHWESHWE H	3	23	76	63	82.9	27	56	43	76.8	34	128	89	69.5
	500308654	5312232	MTHIMUDE S	99					0	65	22	33.8	0	40	29	72.5
	500219669	5312233	MTHUSI H	2	45	105	91	86.7	22	84	75	89.3	55	149	127	85.2
	500220335	5312129	MTHWALUME H	1	6	159	158	99.4	0	182	171	94.0	0	227	206	90.7
	500220113	5312150	MTUMASELI H	1	10	14	12	85.7	2	13	13	100.0	2	20	19	95.0
	500213860	5312234	MTWANUNGAMIZIZWE H	1	7	15	12	80.0	2	14	11	78.6	3	20	15	75.0
	500221556	5312151	MVUTHULUKA S	1	3	28	25	89.3	0	14	13	92.9	1	28	25	89.3
	500223036	5312130	NANI JS	2	5	22	17	77.3	2	33	25	75.8	0	38	28	73.7
	500223739	5312236	NCIYA H	2	55	31	30	96.8	4	33	32	97.0	0	83	65	78.3
	500232360	5312237	NKONKA H	3	0	116	96	82.8	16	94	74	78.7	0	140	92	65.7
	500233433	5312238	NOBAMBA H	3	36	34	29	85.3	19	94	59	62.8	0	91	62	68.1
	500234765	5312333	NOMAZWE H	1	7	8	8	100.0	1	8	8	100.0	2	8	6	75.0
	500234876	5312239	NOMBUSO H	2	42	138	135	97.8	29	194	189	97.4	6	236	233	98.7
	500243682	5312240	OLWANDLE H	3	46	94	85	90.4	42	137	90	65.7	36	215	188	87.4
	500342361	5312241	OXFORD INTERNATIONAL H	99					0	7	7	100.0	0	5	4	80.0
	500248011	5312242	PHATHWA S	3	31	87	79	90.8	12	119	109	91.6	22	254	173	68.1
	500248788	5312308	PHINDAVELE H	2	46	79	78	98.7	32	88	72	81.8	0	89	74	83.1
	500251119	5312243	PORT SHEPSTONE H	5	2	241	230	95.4	0	242	238	98.3	0	231	227	98.3
	500442594	5312244	PORT SHEPSTONE INTERNATIONAL H	99	5	20	15	75.0	0	16	16	100.0	0	20	14	70.0
	500251156	5312245	PORT SHEPSTONE ISLAMIC	99	0	14	14	100.0	0	15	15	100.0	0	27	27	100.0
	500251267	5312246	PORT SHEPSTONE S	4	4	173	147	85.0	2	181	171	94.5	1	165	157	95.2
	500252784	5312247	QHINQA H	2	14	53	51	96.2	0	35	24	68.6	8	112	63	56.3
	500253302	5312309	QIKO H	1	16	20	16	80.0	4	32	22	68.8	1	51	35	68.6
	500325008	5312310	ROBERT HLONGWA S	3	9	21	15	71.4	0	28	18	64.3	2	28	14	50.0
	500256521	5312311	ROSEVILLE S	5	1	94	62	66.0	2	95	69	72.6	0	98	75	76.5
	500339771	5312312	SANYWANA H	1	15	17	17	100.0	7	17	15	88.2	0	47	42	89.4
	500258667	5312313	SAPHUMULA SS	1	6	31	20	64.5	0	33	22	66.7	1	31	19	61.3

KWAZULU NATAL																	
District Name	EMIS No	Centre No	Centre Name	Quintile	2019				2020				2021			
					Progressed No	Total Wrote	Total Achieved	% Achieved	Progressed No	Total Wrote	Total Achieved	% Achieved	Progressed No	Total Wrote	Total Achieved	% Achieved
UGU	500259518	5312314	SCOTTBURGH H	5	0	91	91	100.0	0	78	77	98.7	0	92	89	96.7
	500260036	5312248	SEHOLE COMBINED	4	16	108	99	91.7	20	149	111	74.5	0	140	109	77.9
	500263181	5312132	SIBONGIMFUNDO H	2	28	44	43	97.7	6	57	33	57.9	7	36	32	88.9
	500259259	5312133	SIBONGUJEKE JS	1	12	7	3	42.9	0	13	11	84.6	0	20	14	70.0
	500263255	5312134	SIBONGUMFEKA SS	2	7	13	10	76.9	0	15	6	40.0	0	18	17	94.4
	500263773	5312315	SIBUYILE SS	1	16	9	5	55.6	6	26	23	88.5	8	21	19	90.5
	500264618	5312316	SIHLE H	2	0	108	97	89.8	1	124	95	76.6	1	189	111	58.7
	500264772	5312249	SIKANISWENI S	2	24	58	38	65.5	27	70	48	68.6	2	76	56	73.7
	500266622	5312317	SINGELE H	3	17	52	43	82.7	1	59	55	93.2	2	80	51	63.8
	500334739	5312250	SINOMUSA S	2	33	22	22	100.0	31	51	31	60.8	23	56	34	60.7
	500267140	5312318	SIPHAPHEME H	1	37	156	143	91.7	0	105	98	93.3	25	161	131	81.4
	500267325	5312319	SIPHEPHILE S	2	3	4	4	100.0	5	9	4	44.4	2	12	7	58.3
	500268398	5312251	SISTER JOANS H	3	32	104	87	83.7	18	126	94	74.6	0	176	122	69.3
	500278018	5312138	SITHOKOZILE JS	2	27	30	24	80.0	9	34	30	88.2	0	47	33	70.2
	500269064	5312320	SITHUTHUKILE S	1	2	8	8	100.0	1	4	4	100.0	0	8	7	87.5
	500269175	5312321	SIVELILE JS	1	14	36	31	86.1	13	44	31	70.5	0	49	42	85.7
	500270100	5312253	SIYAPHAMBILI S	2	55	38	26	68.4	41	100	77	77.0	14	109	90	82.6
	500342805	5312322	SIZATHINA JS	1	10	41	36	87.8	0	51	50	98.0	0	65	40	61.5
	500271617	5312323	SIZOPHUMELELA H	2	56	37	31	83.8	29	58	44	75.9	3	66	57	86.4
	500274392	5312265	SOZABE H	3	16	31	15	48.4	0	28	17	60.7	3	46	43	93.5
	500276131	5312256	ST MARTIN DE PORRES COMPREHENSIVE	99	5	6	6	100.0	1	5	5	100.0	2	10	10	100.0
	500278277	5312257	SUID-NATAL H	5	1	71	69	97.2	0	57	56	98.2	0	63	59	93.7
	500278351	5312324	SUKAMUVA H	1	13	40	18	45.0	0	32	26	81.3	0	32	18	56.3
	500281792	5312142	THEMBUZULU S	2	15	28	28	100.0	8	25	24	96.0	5	43	28	65.1
	500282088	5312259	THOBIGUNYA H	2	26	96	77	80.2	9	83	68	81.9	0	107	102	95.3
	500282606	5312260	THOLIMFUNDO S	2	34	45	39	86.7	13	61	51	83.6	12	81	74	91.4
	500328188	5312325	THOLISU S	1	19	30	30	100.0	17	39	39	100.0	9	45	45	100.0
	500328597	5312334	UMZINTO ISLAMIC	99	0	17	16	94.1	0	26	26	100.0	0	17	16	94.1
	500289562	5312327	UMZINTO S	5	9	189	169	89.4	3	216	164	75.9	0	217	155	71.4
	500293780	5312328	VUMANDABA S	3	5	31	27	87.1	0	36	33	91.7	1	35	30	85.7
	500293891	5312329	VUMELETHU JS	99					0	8	8	100.0	0	17	17	100.0
	500299737	5312143	ZIBONELE JS	2	28	58	52	89.7	0	44	35	79.5	0	81	70	86.4
	500300847	5312330	ZITHOKOZISE H	3	6	7	4	57.1	2	15	9	60.0	4	24	17	70.8
	500301476	5312263	ZUZICEBO H	2	5	59	51	86.4	13	53	45	84.9	2	66	63	95.5
UMGUNGUNDLOVU	500100788	5311301	ALEXANDRA H	5	4	192	170	88.5	0	195	185	94.9	0	195	172	88.2
	500101676	5311329	AMAKHOLWA S	3	3	96	71	74.0	2	71	48	67.6	1	114	56	49.1
	500103563	5311302	ARTHUR BLAXALL	99									1	25	24	96.0
	500103674	5311401	ASANDE S	2	33	36	36	100.0	0	44	37	84.1	18	77	68	88.3
	500103933	5311201	ASIBEMUNYE H	3	54	82	74	90.2	14	99	90	90.9	24	136	120	88.2
	500104044	5311202	ASITHUTHUKE COMBINED	3	0	19	10	52.6	0	15	8	53.3	4	24	20	83.3
	500105561	5311101	BANQOBILE H	3	91	68	63	92.6	47	77	67	87.0	1	117	100	85.5
	500109261	5311402	BHEKUXIMBA H	3	66	44	35	79.5	28	84	52	61.9	0	98	57	58.2

KWAZULU NATAL																	
					2019				2020				2021				
District Name	EMIS No	Centre No	Centre Name	Quintile	Progressed No	Total Wrote	Total Achieved	% Achieved	Progressed No	Total Wrote	Total Achieved	% Achieved	Progressed No	Total Wrote	Total Achieved	% Achieved
UMGUNGUNDLOVU	500111333	5311303	BONGUDUNGA S	3	47	41	26	63.4	6	117	38	32.5	57	78	55	70.5
	500114700	5311205	CARTER H	5	6	187	182	97.3	17	179	173	96.6	4	191	181	94.8
	500116291	5311403	CHIBELIHLE COMBINED	2	14	29	27	93.1	2	46	39	84.8	4	58	47	81.0
	500227735	5311304	CONGCO H	2	18	16	15	93.8	4	32	24	75.0	20	39	37	94.9
	500117919	5311102	COOL AIR S	4	29	44	35	79.5	0	64	47	73.4	4	60	49	81.7
	500342731	5311206	COPESVILLE S	3	0	94	76	80.9	2	101	82	81.2	0	162	113	69.8
	500119251	5311207	DABULAMANZI COMBINED	1	19	12	8	66.7	11	28	11	39.3	19	41	15	36.6
	500122914	5311208	DOORNKLOOF COMBINED	1	6	9	5	55.6	0	16	8	50.0	16	46	19	41.3
	500125023	5311209	DUNVERIA S	5	22	60	41	68.3	12	62	41	66.1	5	100	71	71.0
	500125726	5311103	DWENGU H	2	15	9	9	100.0	6	17	13	76.5	0	16	10	62.5
	500125985	5311305	EASTWOOD S	4	0	185	141	76.2	0	213	178	83.6	23	206	159	77.2
	500429792	5311146	EBUNGUNI H	2	40	10	10	100.0	14	12	7	58.3	30	47	14	29.8
	500126873	5311210	EDENDALE TECHNICAL H	4	7	271	193	71.2	5	241	185	76.8	1	291	232	79.7
	500128945	5311104	EKUPHOLENI H	3	50	5	5	100.0	2	21	15	71.4	1	65	12	18.5
	500132867	5311211	EMINYEZANENI S	4	20	21	17	81.0	0	36	21	58.3	130	142	34	23.9
	500135420	5311404	EMZAMWENI H	3	38	125	123	98.4	1	203	179	88.2	3	210	201	95.7
	500141895	5311212	ESTHER PAYNE SMITH S	5	11	41	15	36.6	5	37	24	64.9	19	55	24	43.6
	500143782	5311105	EZULWINI COMBINED	1	14	11	11	100.0	2	22	22	100.0	0	36	36	100.0
	500145854	5311306	FUNDOKUHLE S	4	22	63	50	79.4	8	117	76	65.0	29	141	103	73.0
	500146187	5311106	FUNUNDU H	2	4	9	7	77.8	4	10	5	50.0	1	10	9	90.0
	500146742	5311107	GAJU S	2	21	8	8	100.0	0	10	10	100.0	0	12	11	91.7
	500147445	5311108	GCEWU S	1	19	9	4	44.4	18	30	8	26.7	8	26	6	23.1
	500148296	5311109	GEORGENAU COMBINED	4	36	41	28	68.3	5	43	39	90.7	26	76	46	60.5
	500148333	5311307	GEORGETOWN S	3	38	143	139	97.2	0	108	108	100.0	0	133	132	99.2
	500150294	5311405	GOBINDLOVU COMPREHENSIVE H	3	22	88	60	68.2	2	77	52	67.5	0	72	57	79.2
	500150331	5311110	GOBIZEMBE H	3	40	47	37	78.7	15	59	35	59.3	13	73	43	58.9
	500154364	5311213	HAYTHORNE S	5	39	194	124	63.9	0	143	121	84.6	13	208	170	81.7
	500154512	5311214	HEATHER S	5	8	175	160	91.4	3	205	183	89.3	7	212	179	84.4
	500154771	5311215	HERITAGE ACADEMY	99	1	22	20	90.9	0	12	12	100.0	1	15	14	93.3
	500158619	5311216	HOWICK H	5	2	92	91	98.9	0	91	88	96.7	2	94	93	98.9
	500158730	5311217	HOWICK S	4	7	91	87	95.6	0	96	85	88.5	3	91	82	90.1
	500158915	5311308	HUBA H	2	45	43	35	81.4	0	38	33	86.8	31	53	49	92.5
	500101158	5311332	ICESA CITY CAMPUS - PMB	99	0	3	3	100.0	1	2	2	100.0	0	4	3	75.0
	500181818	5311309	IKUSASELIHLE H	2	34	172	138	80.2	43	144	98	68.1	107	196	144	73.5
	500312724	5311406	IMBALI JS	2	5	6	6	100.0	0	8	7	87.5	3	12	11	91.7
	500161505	5311407	IMVUNULO S	3	92	56	49	87.5	0	74	53	71.6	3	70	61	87.1
	500312354	5311310	INDALA H	3	117	91	86	94.5	59	105	77	73.3	100	206	155	75.2
	500163466	5311111	INGQAYIZIVELE JS	2	9	8	6	75.0	1	15	8	53.3	0	16	10	62.5
	500163577	5311408	INGQWANGELE H	3	10	18	16	88.9	0	19	16	84.2	17	42	24	57.1
	500164095	5311112	INHLANHLAYABEBHUZE H	3	12	21	17	81.0	9	33	26	78.8	0	39	27	69.2
	500164428	5311218	INJOLOBA S	3	55	107	85	79.4	3	114	87	76.3	0	168	111	66.1
	500165131	5311113	INKUMANE H	2	8	5	4	80.0	5	12	11	91.7	4	14	14	100.0

KWAZULU NATAL																	
					2019				2020				2021				
District Name	EMIS No	Centre No	Centre Name	Quintile	Progressed No	Total Wrote	Total Achieved	% Achieved	Progressed No	Total Wrote	Total Achieved	% Achieved	Progressed No	Total Wrote	Total Achieved	% Achieved
UMGUNGUNDLOVU	500165649	5311409	INSIKA JS	3	13	7	3	42.9	4	8	4	50.0	23	22	14	63.6
	500169127	5311114	ISMONT H	2	0	7	2	28.6	8	14	8	57.1	0	9	8	88.9
	500170681	5311219	JABULA COMBINED	3	21	23	20	87.0	4	19	9	47.4	14	21	20	95.2
	500173752	5311220	KHARINA S	5	16	193	179	92.7	3	190	161	84.7	9	192	158	82.3
	500174011	5311115	KHAYELIHLE H	2	23	8	6	75.0	0	6	3	50.0	0	12	10	83.3
	500177674	5311410	KHULEKONKE S	3	139	42	41	97.6	34	74	60	81.1	66	143	79	55.2
	500181337	5311411	KWAMNCANE H	3	96	42	40	95.2	23	53	49	92.5	83	124	52	41.9
	500182891	5311311	KWAPATA S	3	55	87	82	94.3	11	120	107	89.2	31	155	128	82.6
	500184778	5311412	LADUMA H	3	44	44	33	75.0	0	58	31	53.4	0	104	50	48.1
	500185259	5311413	LANGALAKHE H	3	41	44	34	77.3	15	58	41	70.7	10	79	59	74.7
	500185629	5311414	LANGSYDE	2	4	86	85	98.8	0	96	93	96.9	5	133	128	96.2
	500186998	5311221	LINPARK H	5	1	102	84	82.4	1	107	86	80.4	0	109	86	78.9
	500188330	5311415	LUGAJU JS	2	24	7	4	57.1	3	17	9	52.9	15	14	12	85.7
	500189070	5311416	LUTHANDO H	2	2	22	22	100.0	4	35	33	94.3	4	49	49	100.0
	500190254	5311144	MABOMVINI COMBINED	1	14	25	25	100.0	15	32	28	87.5	0	32	29	90.6
	500191253	5311116	MADLANYOKA H	2	12	15	11	73.3	0	19	13	68.4	6	23	15	65.2
	500191697	5311417	MAFAHLENI H	2	10	13	13	100.0	9	10	9	90.0	13	24	24	100.0
	500305398	5311312	MARION H	99									0	10	10	100.0
	500199800	5311313	MARITZBURG COLLEGE	5	0	250	249	99.6	0	271	271	100.0	0	263	263	100.0
	500325968	5311222	MARITZBURG MUSLIM	99	0	56	56	100.0	0	56	56	100.0	0	56	56	100.0
	500200947	5311117	MASIJABULE H	2	30	157	142	90.4	19	175	158	90.3	1	191	170	89.0
	500200984	5311418	MASIMDUMISE JS	3	0	11	11	100.0	0	16	15	93.8	0	17	13	76.5
	500201391	5311118	MATATANE S	2	59	45	41	91.1	9	39	34	87.2	60	109	62	56.9
	500312761	5311419	MATOMELA H	2	75	95	95	100.0	10	110	106	96.4	44	158	145	91.8
	500203278	5311119	MAYIZEKANYE H	1	5	4	4	100.0	7	11	3	27.3	9	12	4	33.3
	500203389	5311420	MAZWENDODA SS	2	5	123	72	58.5	6	88	78	88.6	0	124	110	88.7
	500203611	5311120	MBAMBANGALO H	3	93	72	52	72.2	40	106	45	42.5	37	83	53	63.9
	500205831	5311421	MCONJWANA H	2	16	132	122	92.4	1	170	170	100.0	0	225	223	99.1
	500205905	5311121	MCOSELELI S	3	25	25	22	88.0	16	42	32	76.2	30	57	35	61.4
	500207015	5311314	MEHLOKAZULU S	4	31	47	35	74.5	11	75	59	78.7	3	66	53	80.3
	500211344	5311145	MJELE S	2	24	51	42	82.4	0	20	18	90.0	14	45	28	62.2
	500211936	5311315	MKHOBENI H	3	12	24	19	79.2	2	26	22	84.6	6	28	20	71.4
	500189662	5311316	ML SULTAN PMB S	5	20	170	117	68.8	12	191	162	84.8	0	212	177	83.5
	500213046	5311422	MLUNGISI S	3	48	33	29	87.9	1	45	33	73.3	10	77	57	74.0
	500213749	5311122	MNTONJANI S	2	13	19	19	100.0	4	41	40	97.6	0	28	28	100.0
	500216006	5311423	MPANDE H	3	13	16	14	87.5	4	32	21	65.6	20	60	32	53.3
	500216487	5311123	MPHELANDABA S	3	42	10	10	100.0	9	29	19	65.5	13	37	25	67.6
	500217153	5311124	MPOLWENI S	3	80	66	57	86.4	46	86	68	79.1	67	163	98	60.1
	500217264	5311223	MPOPHOMENI S	3	82	73	60	82.2	38	92	60	65.2	0	159	121	76.1
	500218633	5311424	MSIMUDE H	3	45	36	25	69.4	11	52	42	80.8	7	81	42	51.9
	500219262	5311425	MTHOLANGQONDO S	2	10	24	15	62.5	0	23	16	69.6	15	54	41	75.9
	500324157	5311125	MTHULI SS	2	136	65	38	58.5	15	63	52	82.5	55	119	72	60.5
	500220927	5311126	MUZIKAWUTHANDWA H	2	32	25	22	88.0	0	17	14	82.4	0	28	21	75.0

KWAZULU NATAL																	
District Name	EMIS No	Centre No	Centre Name	Quintile	2019				2020				2021			
					Progressed No	Total Wrote	Total Achieved	% Achieved	Progressed No	Total Wrote	Total Achieved	% Achieved	Progressed No	Total Wrote	Total Achieved	% Achieved
UMGUNGUNDLOVU	500227328	5311127	NGANGEZWE H	3	74	67	64	95.5	16	80	63	78.8	128	171	123	71.9
	500227587	5311427	NGCEDOMHLOPHE H	3	39	74	70	94.6	28	89	75	84.3	39	147	109	74.1
	500230029	5311428	NHLATHIMBE S	2	15	26	21	80.8	0	20	19	95.0	0	30	21	70.0
	500230991	5311225	NIZAMIA ISLAMIC	99	0	32	32	100.0	0	22	22	100.0	0	32	31	96.9
	500318792	5311317	NOMASWAZI H	99	26	73	64	87.7	12	93	81	87.1	0	84	75	89.3
	500235283	5311128	NONDENISA S	2	91	144	103	71.5	4	148	104	70.3	9	176	124	70.5
	500236134	5311226	NORTHBURY PARK S	5	7	172	137	79.7	4	137	114	83.2	0	173	155	89.6
	500236763	5311227	NOTTINGHAM ROAD COMBINED	1	14	41	31	75.6	0	26	23	88.5	8	65	42	64.6
	500237984	5311129	NSIKAKAZI H	1	5	5	2	40.0	1	4	4	100.0	0	10	8	80.0
	500337884	5311318	NSIKAYETHU S	3	16	160	136	85.0	0	239	203	84.9	15	226	181	80.1
	500238354	5311130	NSONGENI S	1	9	9	9	100.0	1	10	10	100.0	0	14	14	100.0
	500241906	5311228	NYONITHWELE S	3	81	158	119	75.3	0	103	91	88.3	60	185	119	64.3
	500244015	5311229	ONVERWAG COMBINED	2	9	13	10	76.9	0	23	9	39.1	0	38	18	47.4
	500248048	5311429	PHAYIPHINI S	2	27	60	58	96.7	0	80	73	91.3	6	110	102	92.7
	500250342	5311319	PIETERMARITZBURG GIRLS` H	5	0	224	224	100.0	0	227	226	99.6	0	222	221	99.5
	500253894	5311430	QOQISIZWE H	3	56	110	58	52.7	7	58	45	77.6	23	104	81	77.9
	500254671	5311230	RAISETHORPE S	5	4	194	181	93.3	0	198	193	97.5	7	218	205	94.0
	500255633	5311320	RICHMOND COMBINED	5	20	66	40	60.6	3	56	34	60.7	0	94	50	53.2
	500256632	5311231	RUSSEL H	5	0	100	96	96.0	0	86	80	93.0	1	95	89	93.7
	500260258	5311131	SENZAKAHLE S	2	8	11	6	54.5	1	27	24	88.9	0	45	34	75.6
	500260443	5311132	SENZOSABASHA S	2	3	0	0		0	5	4	80.0	0	5	5	100.0
	500261442	5311431	SHAYABANTU H	3	43	22	20	90.9	0	33	27	81.8	15	61	43	70.5
	500262589	5311438	SIBANESIHLE H	3	6	20	17	85.0	1	24	23	95.8	0	27	26	96.3
	500263218	5311232	SIBONGUMBOMVU COMBINED	1	29	18	8	44.4	7	26	17	65.4	0	31	18	58.1
	500263292	5311133	SIBONGUMUSA H	2	43	48	40	83.3	11	75	51	68.0	40	81	64	79.0
	500265105	5311134	SIKHULILE S	2	45	36	29	80.6	9	42	29	69.0	0	94	57	60.6
	500265179	5311432	SIKHULULIWE S	3	25	30	27	90.0	2	40	32	80.0	35	77	66	85.7
	500265660	5311233	SILVER HEIGHTS S	5	17	151	130	86.1	1	177	161	91.0	4	183	153	83.6
	500266067	5311433	SIMINZA H	2	16	14	13	92.9	1	30	30	100.0	0	37	31	83.8
	500268139	5311321	SIQONGWENI S	4	13	102	91	89.2	1	132	86	65.2	0	104	89	85.6
	500269619	5311322	SIYAHLOMULA S	3	48	67	59	88.1	18	77	56	72.7	32	147	101	68.7
	500269952	5311434	SIYANDA S	3	34	125	106	84.8	0	158	131	82.9	0	197	137	69.5
	500270507	5311435	SIYAZAMA S	2	14	12	10	83.3	1	27	19	70.4	6	22	18	81.8
	500272320	5311234	SMERO S	3	11	125	101	80.8	1	78	70	89.7	0	193	140	72.5
	500272468	5311323	SOBANTU S	3	20	72	64	88.9	4	77	61	79.2	24	111	85	76.6
	500226477	5311135	ST JOSEPHS S	3	30	17	10	58.8	0	14	14	100.0	16	23	18	78.3
	500278388	5311324	SUKUMA COMPREHENSIVE	4	29	65	64	98.5	9	60	59	98.3	16	138	128	92.8
	500279128	5311136	SWAYIMANA H	2	32	29	20	69.0	31	88	40	45.5	54	85	53	62.4
	500279794	5311235	TENDELA COMBINED	3	11	5	4	80.0	5	12	10	83.3	0	15	14	93.3
	500282347	5311137	THOKOZWAYO S	2	4	19	17	89.5	9	39	22	56.4	2	26	20	76.9
	500304806	5311138	THOLIZWE S	2	66	47	39	83.0	0	51	42	82.4	0	140	75	53.6
	500275169	5311139	THUTHUKISA S	1	16	8	3	37.5	2	7	4	57.1	2	4	4	100.0

KWAZULU NATAL																	
District Name	EMIS No	Centre No	Centre Name	Quintile	2019				2020				2021			
					Progressed No	Total Wrote	Total Achieved	% Achieved	Progressed No	Total Wrote	Total Achieved	% Achieved	Progressed No	Total Wrote	Total Achieved	% Achieved
UMGUNGUNDLOVU	500284863	5311140	TRUSTFEED COMBINED	3	63	14	12	85.7	14	26	20	76.9	30	48	28	58.3
	0	5514000	UMGUNGUNDLOVU CENTRE	99	18	54	28	51.9	7	68	37	54.4	19	86	56	65.1
	0	5514001	UMGUNGUNDLOVU CENTRE 2	99	22	22	4	18.2	5	63	31	49.2	3	61	28	45.9
	500288378	5311325	UMLULAMA S	3	51	68	49	72.1	0	92	64	69.6	36	127	74	58.3
	500289118	5311237	UMTHOMBO S	4	13	41	37	90.2	3	31	31	100.0	10	93	78	83.9
	500289192	5311436	UMTHOQOTHO H	3	25	106	95	89.6	21	134	100	74.6	14	177	136	76.8
	500443926	5311333	UMVUZO S	3	65	89	64	71.9	27	162	89	54.9	39	196	130	66.3
	500289969	5311141	UNOBHALA H	3	29	74	64	86.5	2	88	67	76.1	0	91	73	80.2
	500292633	5311238	VOORTREKKER H	5	0	96	90	93.8	1	110	102	92.7	1	111	103	92.8
	500294594	5311142	WARTBURG-KIRCHDORF	4	0	29	27	93.1	0	44	41	93.2	0	31	31	100.0
	500295778	5311239	WESTON AGRICULTURAL COLLEGE	4	0	25	21	84.0	0	33	30	90.9	6	35	30	85.7
	500296370	5311331	WILLOWFOUNTAIN INTERMEDIATE	3	10	17	16	94.1	0	37	33	89.2	8	71	38	53.5
	500297184	5311240	WOODLANDS S	5	17	179	110	61.5	0	118	89	75.4	20	129	99	76.7
	500298109	5311143	YISE H	2	7	20	12	60.0	3	23	11	47.8	13	27	19	70.4
	500298775	5311327	ZAMAZULU S	4	51	98	62	63.3	19	132	85	64.4	32	147	101	68.7
	500299774	5311328	ZIBUKEZULU TECHNICAL	4	19	20	19	95.0	12	41	26	63.4	15	36	34	94.4
	500301550	5311439	ZUZULWAZI JS	99					4	29	27	93.1	0	49	48	98.0
UMKHANYAKUDE	500442779	5111353	ADVENT HOPE CHRISTIAN	99					0	40	35	87.5	0	27	27	100.0
	500101824	5111201	AMANDLA H	2	8	51	34	66.7	0	50	38	76.0	0	93	44	47.3
	500310874	5111202	AMANDLETHU JS	2	67	113	100	88.5	41	252	226	89.7	0	298	245	82.2
	500103970	5111101	ASIPHIKELELE S	2	10	71	35	49.3	0	59	41	69.5	4	65	43	66.2
	500108706	5111203	BHEKINDLELA H	3	15	39	20	51.3	11	66	62	93.9	15	89	36	40.4
	500109446	5111301	BHEVULA H	1	0	49	41	83.7	0	45	45	100.0	0	71	63	88.7
	500109890	5111302	BHUKWANA H	1	0	44	38	86.4	7	44	37	84.1	5	69	57	82.6
	500110297	5111303	BIVA COMBINED	2	5	53	36	67.9	7	61	39	63.9	0	72	49	68.1
	500319939	5111102	BONGA S	1	0	67	26	38.8	27	93	44	47.3	21	84	43	51.2
	500113553	5111103	BUKIMVELO H	1	9	38	36	94.7	6	64	50	78.1	25	82	64	78.0
	500119029	5111104	CWAKEME S	2	14	67	60	89.6	18	103	92	89.3	27	131	96	73.3
	500443334	5111149	DLILANGA S	3	15	109	104	95.4	0	87	86	98.9	0	118	115	97.5
	500131942	5111305	EMBETHA S	2	0	9	8	88.9	5	15	10	66.7	8	25	15	60.0
	500132349	5111153	EMCHAKWENI HIGH	2	37	93	73	78.5	4	156	96	61.5	1	151	82	54.3
	500135013	5111105	EMTHULASIZWE H	2	5	14	14	100.0	0	22	20	90.9	0	39	30	76.9
	500139416	5111106	EQAKWINI H	1	0	64	59	92.2	0	79	74	93.7	0	81	68	84.0
	500311022	5111307	ESIGEDENI JS	1	0	49	27	55.1	0	53	33	62.3	69	73	40	54.8
	500141118	5111308	ESIPHONDWENI H	1	0	133	119	89.5	0	106	72	67.9	0	164	116	70.7
	500141340	5111107	ESIQIWINI S	2	31	56	56	100.0	2	67	66	98.5	0	93	90	96.8
	500143190	5111309	EZIBUKWENI S	2	18	102	82	80.4	0	126	88	69.8	9	209	127	60.8
	500143227	5111108	EZIFUNDENI H	1	22	32	29	90.6	29	63	54	85.7	5	80	69	86.3
	500316572	5111205	EZINHLABENI S	1	5	74	63	85.1	1	108	102	94.4	0	125	111	88.8
	500339586	5111206	GAMULA JS	1	8	14	6	42.9	2	15	8	53.3	0	27	11	40.7
	500320124	5111109	GILONKI S	1	0	49	46	93.9	0	43	43	100.0	0	53	51	96.2

KWAZULU NATAL																	
					2019				2020				2021				
District Name	EMIS No	Centre No	Centre Name	Quintile	Progressed No	Total Wrote	Total Achieved	% Achieved	Progressed No	Total Wrote	Total Achieved	% Achieved	Progressed No	Total Wrote	Total Achieved	% Achieved
UMKHANYAKUDE	500150479	5111110	GODLOZA H	2	0	24	22	91.7	0	34	23	67.6	0	45	36	80.0
	500153439	5111207	HAMBISANANI H	2	0	94	85	90.4	0	142	130	91.5	0	118	89	75.4
	500442150	5111349	HHOYE S	1	26	70	68	97.1	0	95	94	98.9	0	144	128	88.9
	500333777	5111310	HLAZAZANE JS	1	3	17	16	94.1	0	14	10	71.4	0	29	16	55.2
	500162985	5111208	IDUNDUBALA S	2	0	6	6	100.0	0	11	8	72.7	0	22	13	59.1
	500171088	5111311	IGUGU LESIZWE S	2	17	598	417	69.7	14	509	323	63.5	0	409	257	62.8
	500160062	5111111	IKUSASALETHU S	2	0	222	195	87.8	4	173	144	83.2	0	234	176	75.2
	500441632	5111264	IMPALA S	2	12	24	24	100.0	7	23	23	100.0	0	31	30	96.8
	500163725	5111209	INGWAVUMA H	2	0	62	58	93.5	0	80	69	86.3	0	50	47	94.0
	500147926	5111312	INJULA COMBINED	2	2	118	92	78.0	4	221	162	73.3	10	208	146	70.2
	500167684	5111210	ISICELOSETHU H	2	29	103	74	71.8	6	108	71	65.7	0	217	137	63.1
	500168535	5111211	ISIPHOSETHU SS	2	20	49	37	75.5	8	54	48	88.9	14	77	63	81.8
	500310467	5111212	ISIVUNGUVUNGU JS	1	17	39	39	100.0	6	60	45	75.0	1	85	52	61.2
	500169238	5111112	ISOLESIZWE SS	1	7	52	35	67.3	0	54	45	83.3	0	62	41	66.1
	500327376	5111213	JEVU JS	1	18	176	145	82.4	11	241	182	75.5	5	227	164	72.2
	500310911	5111313	JIKIJELA JS	2	0	48	44	91.7	0	53	44	83.0	0	71	60	84.5
	500400525	5111261	JOHN WESLEY KOSI BAY PRIVATE	99	0	77	76	98.7	0	47	46	97.9	0	67	66	98.5
	500310948	5111314	JUSTICE NXUMALO S	1	4	56	56	100.0	33	106	80	75.5	0	92	87	94.6
	500444629	5111354	KHINDI JOBE JS	1	11	42	26	61.9	11	48	23	47.9	8	48	40	83.3
	500304917	5111214	KHOBONGO JS	1	3	17	8	47.1	4	13	2	15.4	0	12	7	58.3
	500448847	5111151	KINGDOM CHRISTIAN COLLEGE	99	0	30	28	93.3	0	23	23	100.0	0	29	29	100.0
	500177637	5111113	KUFEZEKILE S	1	10	108	79	73.1	0	92	67	72.8	24	122	59	48.4
	500309764	5111315	KWABAMBA JS	1	6	10	9	90.0	5	16	13	81.3	8	26	16	61.5
	500178969	5111114	KWABULAWAYO S	2	0	67	50	74.6	0	57	34	59.6	0	52	45	86.5
	500179524	5111317	KWAGIBA H	2	14	216	133	61.6	0	108	79	73.1	0	169	125	74.0
	500178118	5111115	KWAGXABA S	1	9	23	22	95.7	13	46	37	80.4	0	43	28	65.1
	500185481	5111216	LANGELIHLE H	1	4	59	41	69.5	2	49	39	79.6	10	90	70	77.8
	500186369	5111318	LIFALETHU S	1	0	23	13	56.5	11	26	22	84.6	0	73	46	63.0
	500441669	5111255	LUBELO S	2	4	51	29	56.9	3	32	24	75.0	0	57	53	93.0
	500446220	5111254	LUBHOKO COMPREHENSIVE H	1	0	106	78	73.6	4	114	110	96.5	0	175	154	88.0
	500189773	5111319	MABANDLENI H	1	10	102	87	85.3	0	96	86	89.6	0	90	75	83.3
	500310134	5111320	MADLAKA JS	2	1	12	10	83.3	5	23	17	73.9	0	20	16	80.0
	500191586	5111116	MADWALENI S	2	11	98	80	81.6	24	141	84	59.6	8	97	69	71.1
	500194398	5111321	MAKHASA H	2	20	42	42	100.0	1	91	91	100.0	1	72	72	100.0
	500194916	5111322	MALABELA JS	1	10	57	49	86.0	4	44	37	84.1	4	77	57	74.0
	500309912	5111217	MALOBENI H	1	10	36	20	55.6	10	26	22	84.6	2	44	31	70.5
	500411144	5111204	MANDLEMFUNDO H	1	16	59	38	64.4	0	78	60	76.9	0	73	63	86.3
	500197025	5111323	MANGWAZANA S	2	10	46	44	95.7	0	51	47	92.2	0	86	80	93.0
	500309949	5111218	MANHLENGA JS	1	24	21	18	85.7	5	35	15	42.9	8	52	27	51.9
	500310023	5111324	MANKENKE JS	1	2	28	15	53.6	0	38	17	44.7	4	25	9	36.0
	500325304	5111325	MANTINTI H	1	17	16	7	43.8	0	11	8	72.7	0	15	15	100.0

KWAZULU NATAL																
District Name	EMIS No	Centre No	Centre Name	Quintile	2019				2020				2021			
					Progressed No	Total Wrote	Total Achieved	% Achieved	Progressed No	Total Wrote	Total Achieved	% Achieved	Progressed No	Total Wrote	Total Achieved	% Achieved
UMKHANYAKUDE	500200170	5111219	MASHALAZA H	1	7	84	71	84.5	0	110	94	85.5	14	149	121	81.2
	500200799	5111117	MASIBONISANE S	2	27	118	111	94.1	0	187	176	94.1	0	203	203	100.0
	500202464	5111220	MAVELA H	1	11	147	117	79.6	8	165	148	89.7	1	240	177	73.8
	500202649	5111326	MAVUSO H	1	5	44	41	93.2	8	54	42	77.8	3	39	35	89.7
	500202908	5111118	MAWOMBE S	2	19	13	12	92.3	10	26	18	69.2	14	54	26	48.1
	500204721	5111119	MBONGENI H	1	6	16	16	100.0	0	14	14	100.0	6	24	24	100.0
	500204869	5111120	MBOPHA H	3	0	119	99	83.2	0	118	96	81.4	0	175	135	77.1
	500206127	5111221	MDLADLA H	1	2	120	101	84.2	0	113	106	93.8	0	162	143	88.3
	500304362	5111327	MDOLOMBA JS	2	9	39	37	94.9	0	49	31	63.3	0	77	38	49.4
	500206497	5111328	MDUKU H	2	23	94	93	98.9	8	116	91	78.4	6	181	134	74.0
	500206919	5111121	MDUNGANDLOVU H	2	25	29	26	89.7	33	84	57	67.9	4	53	51	96.2
	0	5111155	MEHLOKUBHEKA SECONDARY SCHOOL	3					0	30	20	66.7	0	94	73	77.7
	500209864	5111122	MGWAZENI S	3	6	117	93	79.5	1	108	97	89.8	0	146	103	70.5
	500210641	5111223	MHLUPHEKI JS	1	19	40	27	67.5	0	33	9	27.3	0	60	34	56.7
	500211455	5111329	MJINDI S	1	6	117	91	77.8	0	110	82	74.5	30	161	52	32.3
	500211640	5111123	MKHALIPHI H	1	43	61	60	98.4	39	91	88	96.7	18	140	116	82.9
	500314426	5111224	MLINGO H	2	1	21	13	61.9	0	7	6	85.7	0	8	4	50.0
	500213083	5111330	MMEMEZI S	2	14	33	23	69.7	5	35	30	85.7	17	59	35	59.3
	500213120	5111124	MMISO H	2	0	75	41	54.7	0	56	47	83.9	0	87	52	59.8
	500213675	5111331	MNTANENKOSI H	1	1	65	63	96.9	0	97	94	96.9	0	116	69	59.5
	500215229	5111332	MOSES ZIKHALI S	2	0	85	83	97.6	8	128	125	97.7	17	122	113	92.6
	500216857	5111333	MPIYAKHE H	2	44	43	43	100.0	0	56	53	94.6	19	115	83	72.2
	500218374	5111334	MSHANGUZANA H	1	17	27	15	55.6	0	52	45	86.5	7	39	28	71.8
	500309875	5111225	MSHUDU JS	1	0	74	68	91.9	18	47	47	100.0	0	75	71	94.7
	500218744	5111226	MSIYANE H	2	1	72	56	77.8	29	81	79	97.5	0	136	91	66.9
	500441484	5111352	MTHAMBALALA S	1	2	15	15	100.0	4	35	32	91.4	15	66	37	56.1
	500327598	5111227	MTHANTI COMMERCIAL and TECHNICAL S	2	0	31	20	64.5	0	37	28	75.7	0	29	24	82.8
	500219854	5111228	MTSHAKELA H	1	0	58	41	70.7	0	59	50	84.7	0	68	49	72.1
	500327265	5111229	MTSHELEKWANE S	1	7	46	33	71.7	15	61	57	93.4	0	54	49	90.7
	500334776	5111152	MTUBA CHRISTIAN ACADEMY	99	0	16	16	100.0	0	10	10	100.0	0	25	25	100.0
	500443556	5111148	MTUBATUBA H	3	3	71	46	64.8	6	78	65	83.3	0	85	64	75.3
	500220372	5111335	MTWAZI COMBINED	2	9	100	92	92.0	0	62	60	96.8	4	126	108	85.7
	500442187	5111260	MVUZOMUHLE S	3	0	22	15	68.2	0	25	16	64.0	0	22	13	59.1
	500441891	5111257	MZIBULI S	1	0	61	48	78.7	0	46	44	95.7	0	44	42	95.5
	500222999	5111230	NAMANENI H	1	26	135	120	88.9	50	209	185	88.5	9	251	234	93.2
	500223147	5111231	NANSINDLELA COMBINED	4	1	16	11	68.8	0	13	11	84.6	0	21	21	100.0
	500336996	5111125	NDABAZAMANINA H	1	0	52	50	96.2	0	39	35	89.7	0	54	50	92.6
	500224331	5111126	NDABEZIPHEZULU S	1	27	64	51	79.7	1	90	60	66.7	0	116	77	66.4
	500224590	5111232	NDAMKANE H	2	2	40	31	77.5	0	46	31	67.4	0	49	32	65.3
	500225034	5111127	NDIMANDE H	1	12	23	12	52.2	4	22	18	81.8	3	43	21	48.8
	500225959	5111233	NDUMO S	2	36	90	65	72.2	0	88	72	81.8	59	179	68	38.0

KWAZULU NATAL																	
					2019				2020				2021				
District Name	EMIS No	Centre No	Centre Name	Quintile	Progressed No	Total Wrote	Total Achieved	% Achieved	Progressed No	Total Wrote	Total Achieved	% Achieved	Progressed No	Total Wrote	Total Achieved	% Achieved
UMKHANYAKUDE	500227476	5111234	NGAZINI JS	2	10	75	59	78.7	8	58	48	82.8	1	78	57	73.1
	500227809	5111128	NGEBEZA H	2	0	120	73	60.8	0	98	63	64.3	0	82	62	75.6
	500229807	5111336	NHLAMBANYATHI JS	2	0	19	19	100.0	0	42	38	90.5	0	89	49	55.1
	500341362	5111235	NHLANGE JS	2	4	42	37	88.1	0	33	31	93.9	0	37	35	94.6
	500310393	5111236	NHLANHLIVELE JS	1	6	28	20	71.4	9	26	19	73.1	0	14	12	85.7
	500230214	5111129	NHLIZIYO S	2	8	18	18	100.0	2	43	42	97.7	10	55	48	87.3
	500446183	5111347	NKANYISO S	1	5	22	7	31.8	8	18	11	61.1	0	10	10	100.0
	500232064	5111130	NKODIBE S	3	38	130	116	89.2	0	138	112	81.2	0	186	157	84.4
	500443593	5111150	NKOMBOSE S	3	29	121	102	84.3	11	163	134	82.2	0	168	139	82.7
	500232545	5111131	NKOSANA H	2	27	55	45	81.8	24	86	63	73.3	23	103	60	58.3
	500307396	5111132	NKOSIKAYINGANGATHI S	2	36	65	58	89.2	9	73	65	89.0	4	126	84	66.7
	500233544	5111337	NOBIYA H	1	12	21	21	100.0	0	18	17	94.4	0	35	34	97.1
	500233692	5111237	NODINEKA JS	1	0	121	113	93.4	0	153	148	96.7	0	204	181	88.7
	500234617	5111133	NOMATHIYA S	3	5	137	80	58.4	5	121	68	56.2	0	97	72	74.2
	500235357	5111134	NONDUMISO S	2	0	57	52	91.2	0	64	45	70.3	0	72	47	65.3
	500236689	5111238	NOTHANDO H	1	0	81	54	66.7	2	78	55	70.5	54	113	60	53.1
	500326044	5111239	NQOBIZAZI JS	2	3	45	33	73.3	1	53	49	92.5	7	59	52	88.1
	500237836	5111240	NSALAMANGA H	1	10	44	43	97.7	1	67	60	89.6	4	80	68	85.0
	500239205	5111135	NTAMINEMIDWA H	1	4	10	8	80.0	8	21	11	52.4	0	13	12	92.3
	500310541	5111338	NTSHINGWAYO S	2	0	19	16	84.2	5	22	20	90.9	0	27	23	85.2
	500240759	5111339	NTSINDE COMMERCIAL H	2	40	62	61	98.4	0	70	61	87.1	0	75	55	73.3
	500495356	5111355	NTULABAKAYISE SECONDARY SCHOOL	1	8	45	45	100.0	0	43	42	97.7	0	65	60	92.3
	500309986	5111241	NYAMANE S	2	4	55	47	85.5	4	56	51	91.1	16	74	71	95.9
	500248973	5111136	PHIWAMANDLA S	1	0	36	25	69.4	0	34	32	94.1	3	42	35	83.3
	500441965	5111263	PHUMLANI S	2	20	92	40	43.5	24	62	31	50.0	0	53	50	94.3
	500250083	5111242	PHUNGAZA H	1	0	90	54	60.0	0	63	39	61.9	0	101	81	80.2
	500310430	5111243	QOSHAMA SS	2	5	45	12	26.7	15	35	21	60.0	0	28	28	100.0
	500325045	5111340	SANDLASENKOSI S	2	0	17	17	100.0	0	14	14	100.0	0	32	27	84.4
	500261553	5111244	SHAYINA H	2	0	90	88	97.8	0	78	72	92.3	0	122	110	90.2
	500261849	5111245	SHENGEZA H	1	0	98	78	79.6	0	112	86	76.8	0	109	84	77.1
	500307433	5111137	SHIYINKOSI S	3	0	63	51	81.0	0	44	40	90.9	0	80	59	73.8
	500262848	5111246	SIBHAMU H	1	19	60	42	70.0	0	48	24	50.0	0	73	51	69.9
	500307470	5111138	SIBONGASONKE JS	1	0	66	62	93.9	0	37	35	94.6	0	84	82	97.6
	500498057	5111356	SIDINGIMFUNDO SECONDARY	1									1	20	16	80.0
	319717	5111154	SILETHIMFUNDO SECONDARY SCHOOL	3	0	21	18	85.7	3	42	27	64.3	0	29	13	44.8
	500324675	5111139	SILETHUKUKHANYA H	3	0	145	105	72.4	0	125	90	72.0	135	291	216	74.2
	500266548	5111341	SINETHEZEKILE COMBINED	2	52	365	357	97.8	18	429	403	93.9	10	430	376	87.4
	500267695	5111140	SIPHOSABADLETSHE H	1	32	93	71	76.3	0	158	93	58.9	17	117	82	70.1
	500341325	5111247	SITHEMBINHLANHLA S	1	25	43	43	100.0	11	61	53	86.9	15	70	67	95.7
	500442076	5111256	SIYAKHULA S	2	0	28	19	67.9	0	14	13	92.9	0	24	24	100.0
	500445998	5111348	SIYAPHAMBILI S	2	12	24	19	79.2	0	58	42	72.4	0	112	51	45.5

KWAZULU NATAL																	
					2019				2020				2021				
District Name	EMIS No	Centre No	Centre Name	Quintile	Progressed No	Total Wrote	Total Achieved	% Achieved	Progressed No	Total Wrote	Total Achieved	% Achieved	Progressed No	Total Wrote	Total Achieved	% Achieved
UMKHANYAKUDE	500270211	5111141	SIYAQALA S	2	0	51	43	84.3	0	80	61	76.3	12	119	64	53.8
	500270655	5111142	SIYELULAMA H	2	25	58	39	67.2	0	49	31	63.3	3	48	40	83.3
	500271025	5111248	SIZAMINQUBEKO COMBINED	2	0	66	61	92.4	1	84	71	84.5	0	129	103	79.8
	500273060	5111143	SOMFULA S	2	0	122	83	68.0	0	94	60	63.8	0	117	89	76.1
	500277722	5111249	STAR OF THE SEA H	2	0	82	82	100.0	0	103	103	100.0	0	112	112	100.0
	500313945	5111342	SUKASAMBE JS	1	1	18	17	94.4	7	39	31	79.5	1	54	39	72.2
	500281163	5111144	THEKELISULWAZI S	2	3	16	13	81.3	0	32	24	75.0	0	21	18	85.7
	500283050	5111250	THONGWANA JS	1	166	425	385	90.6	1	591	505	85.4	0	523	368	70.4
	500283457	5111145	THULASIBONE H	1	13	14	14	100.0	9	23	17	73.9	21	38	19	50.0
	0	5111262	UBOMBO TECHNICAL & COMMERCIAL	99	0	706	556	78.8	0	626	514	82.1	0	543	456	84.0
	500287305	5111146	UMFOLOZI H	4	26	155	137	88.4	5	153	136	88.9	0	350	218	62.3
	500307655	5111147	VEZOBALA JS	2	12	140	127	90.7	0	141	124	87.9	31	195	145	74.4
	500293003	5111343	VUKANI-BANTWANA H	1	3	52	37	71.2	0	49	31	63.3	0	62	42	67.7
	500310800	5111251	VULAKWENILE JS	2	6	118	67	56.8	6	102	57	55.9	0	86	77	89.5
	500442002	5111258	ZAMINTUTHUKO S	1	13	55	46	83.6	9	85	69	81.2	0	138	102	73.9
	500299256	5111252	ZANDLAZETHU H	2	10	66	48	72.7	0	63	54	85.7	0	107	93	86.9
	500299515	5111344	ZENZELENI S	2	1	89	86	96.6	0	95	83	87.4	0	101	92	91.1
	500442039	5111350	ZIMELE S	3	8	33	24	72.7	0	49	25	51.0	3	80	40	50.0
	500301143	5111253	ZOMBIZWE H	2	32	19	16	84.2	0	21	21	100.0	0	80	57	71.3
	500325267	5111346	ZWILENKOSI JS	1	0	13	9	69.2	2	9	9	100.0	0	15	15	100.0
UMLAZI	500305916	5411301	ADAMS COLLEGE	4	16	259	249	96.1	0	199	188	94.5	11	286	255	89.2
	500100085	5411101	AJ MWELASE S	4	19	61	42	68.9	2	81	70	86.4	13	88	72	81.8
	500187368	5411201	AL-FALAAH COLLEGE	99	0	77	77	100.0	0	64	64	100.0	0	56	56	100.0
	500102231	5411302	AMANZIMTOTI H	5	0	150	148	98.7	0	127	126	99.2	0	142	140	98.6
	500103304	5411102	APOLLO S	5	0	87	82	94.3	0	87	85	97.7	4	109	94	86.2
	500103526	5411103	ARENA PARK S	5	0	213	204	95.8	0	216	196	90.7	0	220	205	93.2
	500104118	5411104	ASOKA S	4	2	86	40	46.5	0	98	53	54.1	23	127	53	41.7
	500104451	5411512	AVOCA SECONDARY SCHOOL	5	0	128	90	70.3	0	133	100	75.2	0	165	132	80.0
	500106745	5411203	BECHET S	5	0	181	154	85.1	0	199	185	93.0	0	178	153	86.0
	500400821	5411256	BLUFF CHRISTIAN ACADEMY	99	0	9	9	100.0	0	16	15	93.8	0	16	16	100.0
	500110889	5411204	BONELA S	4	38	101	63	62.4	0	127	80	63.0	0	115	79	68.7
	500112295	5411105	BRETTONWOOD H	5	2	131	126	96.2	2	127	116	91.3	0	162	158	97.5
	500112480	5411106	BRINDHAVAN S	4	34	40	26	65.0	6	53	36	67.9	13	73	53	72.6
	500113775	5411205	BURNWOOD S	5	0	146	129	88.4	0	131	125	95.4	0	142	117	82.4
	500489880	5411146	CAMELOT COLLEGE	99	1	6	6	100.0	1	7	3	42.9	4	10	10	100.0
	500115625	5411206	CENTENARY S	5	0	142	119	83.8	0	165	143	86.7	0	196	171	87.2
	500116069	5411303	CHARLES SABELO H	3	39	40	32	80.0	17	42	33	78.6	17	76	31	40.8
	500116143	5411107	CHATSWORTH S	5	5	15	11	73.3	0	13	10	76.9	0	14	11	78.6
	500342657	5411207	CHESTERVILLE EXTENSION S	5	15	101	100	99.0	0	129	129	100.0	0	160	155	96.9
	500116254	5411208	CHESTERVILLE S	3	64	130	98	75.4	0	118	97	82.2	25	152	123	80.9
	500116846	5411401	CLAIRWOOD S	5	14	152	133	87.5	0	138	109	79.0	0	144	112	77.8
	500328079	5411210	CRESCENT GIRLS` H	99	0	43	43	100.0	0	36	36	100.0	0	47	46	97.9

KWAZULU NATAL																	
					2019				2020				2021				
District Name	EMIS No	Centre No	Centre Name	Quintile	Progressed No	Total Wrote	Total Achieved	% Achieved	Progressed No	Total Wrote	Total Achieved	% Achieved	Progressed No	Total Wrote	Total Achieved	% Achieved
UMLAZI	500118696	5411109	CROSSMOOR S	4	0	177	169	95.5	19	222	212	95.5	5	214	194	90.7
	500119917	5411211	DANVILLE PARK GIRLS` H	5	0	147	147	100.0	0	162	161	99.4	0	154	154	100.0
	500122137	5411402	DLOKO H	3	42	25	22	88.0	33	51	37	72.5	93	98	39	39.8
	0	5511000	DOKKIES	99	6	219	104	47.5	1	114	58	50.9	1	260	145	55.8
	500123284	5411304	DR NEMBULA H	3	40	34	19	55.9	46	58	38	65.5	41	65	47	72.3
	500443038	5411143	DUMISANI MAKHAYE H	3	29	125	81	64.8	7	133	117	88.0	2	164	146	89.0
	500121656	5411212	DURBAN ACADEMY H	5	0	91	88	96.7	0	73	72	98.6	1	100	97	97.0
	500492914	5411254	DURBAN COMMERCIAL COLLEGE	99									0	21	18	85.7
	500125245	5411110	DURBAN GIRLS` H	5	4	223	223	100.0	0	223	223	100.0	0	220	220	100.0
	500125282	5411214	DURBAN GIRLS` S	5	0	176	170	96.6	0	153	148	96.7	1	178	171	96.1
	500125356	5411215	DURBAN H	5	2	162	160	98.8	0	172	169	98.3	0	159	147	92.5
	500448218	5411253	DURBAN MATRIC & FET ACADEMY	99	3	10	9	90.0	0	15	10	66.7	0	22	21	95.5
	500100529	5411216	DURBAN NORTH COLLEGE	5	1	64	63	98.4	0	59	58	98.3	0	53	52	98.1
	500114515	5411108	EDEN COLLEGE DURBAN	99	0	34	34	100.0	0	38	38	100.0	0	37	37	100.0
	500127132	5411217	EFFINGHAM S	4	0	115	109	94.8	0	141	129	91.5	0	144	130	90.3
	500129463	5411403	EKWAZINI H	4	14	110	94	85.5	0	145	98	67.6	15	152	112	73.7
	500132016	5411404	EMBIZWENI H	3	26	92	70	76.1	1	116	100	86.2	15	168	117	69.6
	500135531	5411405	ENALENI S	4	18	93	61	65.6	0	112	69	61.6	13	73	59	80.8
	500342583	5411306	ESIZIBENI SIVANANDA VASWANI COMP H	3	105	139	114	82.0	15	164	138	84.1	6	143	106	74.1
	500144152	5411218	FAIRVALE S	5	65	142	97	68.3	17	153	103	67.3	2	176	119	67.6
	500145188	5411307	FOLWENI H	3	53	123	76	61.8	68	137	69	50.4	54	189	103	54.5
	500305620	5411308	FUNDINDUKU S	3	41	76	20	26.3	1	23	15	65.2	5	41	30	73.2
	500147001	5411406	GANGES S	4	0	179	137	76.5	0	201	120	59.7	0	199	141	70.9
	500148185	5411220	GEORGE CAMPBELL TECHNICAL H	5	17	128	104	81.3	0	145	96	66.2	0	164	118	72.0
	500149702	5411111	GLENOVER S	5	22	45	32	71.1	6	41	19	46.3	0	46	34	73.9
	500149924	5411112	GLENWOOD H	5	0	160	155	96.9	0	161	157	97.5	1	189	186	98.4
	500152144	5411221	GROSVENOR BOYS` H	5	0	85	62	72.9	0	108	79	73.1	0	123	90	73.2
	500152181	5411222	GROSVENOR GIRLS` H	5	0	126	115	91.3	0	116	114	98.3	0	134	130	97.0
	500153513	5411309	HAMILTON MAKHANYA S	3	26	29	20	69.0	26	46	33	71.7	15	50	32	64.0
	500155548	5411223	HILLGROVE S	5	25	136	114	83.8	4	138	116	84.1	1	193	147	76.2
	500302253	5411142	HOLY FAMILY COLLEGE	99	0	27	25	92.6	0	28	27	96.4	0	26	26	100.0
	500125171	5411224	HUNT ROAD S	5	14	76	64	84.2	2	84	68	81.0	4	84	68	81.0
	500159544	5411407	IGAGASI H	4	86	80	69	86.3	23	112	66	58.9	23	99	76	76.8
	500418137	5411113	IHSAAN BOYS` COLLEGE	99	0	11	11	100.0	0	18	18	100.0	0	19	19	100.0
	500413993	5411114	IHSAAN GIRLS` COLLEGE	99	0	33	33	100.0	0	23	23	100.0	0	38	38	100.0
	500448107	5411255	INTUITION COLLEGE	99									0	13	7	53.8
	500168720	5411409	ISIPINGO S	4	0	168	155	92.3	2	140	87	62.1	0	172	108	62.8
	500168905	5411311	ISISUSA S	1	33	27	19	70.4	0	34	34	100.0	7	58	52	89.7
	500169201	5411312	ISOLEMAMBA S	2	18	174	157	90.2	2	146	146	100.0	24	240	221	92.1
	500173789	5411115	KHARWASTAN S	5	0	199	177	88.9	0	171	158	92.4	5	188	177	94.1

KWAZULU NATAL																	
					2019				2020				2021				
District Name	EMIS No	Centre No	Centre Name	Quintile	Progressed No	Total Wrote	Total Achieved	% Achieved	Progressed No	Total Wrote	Total Achieved	% Achieved	Progressed No	Total Wrote	Total Achieved	% Achieved
UMLAZI	500183335	5411116	KING SHAKA H	4	15	74	60	81.1	0	49	42	85.7	0	82	69	84.1
	500176157	5411314	KINGSWAY H	5	0	198	195	98.5	0	192	183	95.3	0	175	168	96.0
	500177970	5411315	KUSWAG	5	0	67	67	100.0	0	67	67	100.0	0	65	63	96.9
	500180412	5411316	KWAMAKHUTHA COMPREHENSIVE H	4	25	114	87	76.3	28	198	150	75.8	27	342	188	55.0
	500180782	5411410	KWAMATHANDA H	4	35	32	24	75.0	0	49	35	71.4	6	76	50	65.8
	500181115	5411411	KWAMGAGA H	4	31	81	64	79.0	12	174	99	56.9	7	162	117	72.2
	500183261	5411117	KWASANTI PUBLIC S	3	75	181	158	87.3	42	214	154	72.0	18	254	182	71.7
	500184889	5411225	LAKEHAVEN S	5	0	54	47	87.0	0	77	66	85.7	0	72	57	79.2
	500185074	5411118	LAMONTVILLE H	4	55	166	149	89.8	0	164	138	84.1	0	183	163	89.1
	500188367	5411317	LUGOBE S	3	0	58	34	58.6	0	83	47	56.6	0	58	39	67.2
	500191845	5411412	MAFUMBUKA H	4	10	98	73	74.5	0	77	58	75.3	13	95	79	83.2
	500194842	5411413	MAKHUMBUZA H	3	24	106	77	72.6	32	97	82	84.5	41	178	133	74.7
	500199245	5411119	MARGOT FONTEIN S	2	113	160	124	77.5	42	223	163	73.1	137	299	205	68.6
	500199874	5411120	MARKLANDS S	5	0	110	82	74.5	3	90	76	84.4	7	136	92	67.6
	500305879	5411318	MASAKHANENI SS	4	13	103	37	35.9	1	90	36	40.0	31	76	43	56.6
	500262515	5411330	MASIBAMBANE S	3	34	111	69	62.2	36	123	103	83.7	21	145	142	97.9
	500201169	5411414	MASON LINCOLN SPECIAL	99	7	12	10	83.3	11	14	8	57.1	3	14	14	100.0
	500306212	5411744	MATHINTA SECONDARY SCHOOL	3	70	38	36	94.7	12	49	38	77.6	7	129	67	51.9
	500340807	5411226	MAYVILLE S	3	46	82	70	85.4	1	128	89	69.5	11	155	130	83.9
	500203648	5411319	MBAMBANGWE S	3	0	75	46	61.3	0	37	30	81.1	0	51	44	86.3
	500205942	5411320	MCOTHOYI S	3	44	49	42	85.7	43	88	39	44.3	22	90	52	57.8
	500206867	5411121	MEADOWLANDS S	5	13	132	94	71.2	5	151	91	60.3	4	156	120	76.9
	500207681	5411415	MENZI H	4	24	151	151	100.0	6	156	156	100.0	5	185	185	100.0
	500207866	5411416	MEREBANK S	5	0	186	177	95.2	0	169	151	89.3	0	207	169	81.6
	500209975	5411321	MHAWU H	3	30	49	35	71.4	26	42	29	69.0	10	52	40	76.9
	500213342	5411322	MNGANIWAKHE S	3	14	15	14	93.3	10	51	25	49.0	9	59	24	40.7
	500214526	5411122	MONTARENA S	4	6	57	49	86.0	2	67	41	61.2	2	86	66	76.7
	500215710	5411417	MOWAT PARK H	5	0	132	114	86.4	0	137	121	88.3	8	185	143	77.3
	500222333	5411418	MZIWAMANDLA H	4	56	71	27	38.0	5	61	41	67.2	6	88	47	53.4
	500223332	5411324	NATHANIEL SABELO S	3	13	12	10	83.3	1	27	17	63.0	2	29	27	93.1
	500224960	5411325	NDEYA ZENEX S	3	8	37	15	40.5	4	40	38	95.0	8	37	37	100.0
	500225885	5411419	NDUKWENHLE H	4	23	32	31	96.9	10	52	38	73.1	1	66	58	87.9
	500226366	5411420	NEW FOREST H	5	0	143	140	97.9	0	161	157	97.5	1	152	146	96.1
	500226773	5411227	NEW WEST S	5	20	228	177	77.6	2	220	168	76.4	0	242	179	74.0
	500226958	5411123	NEWHAVEN S	4	8	75	65	86.7	0	73	62	84.9	0	79	74	93.7
	500234691	5411327	NOMAVIMBELA H	2	20	22	22	100.0	13	25	17	68.0	8	24	22	91.7
	500236319	5411228	NORTHLANDS GIRLS` H	5	0	131	131	100.0	0	142	142	100.0	0	119	117	98.3
	500236615	5411229	NORTHWOOD H	5	3	197	191	97.0	0	171	168	98.2	0	179	171	95.5
	500241166	5411328	NTWENHLE S	3	19	29	29	100.0	15	52	45	86.5	5	120	110	91.7
	500241277	5411329	NWABI H	3	49	36	35	97.2	10	36	34	94.4	17	70	69	98.6
	500341769	5411230	OAKRIDGE COLLEGE	99	0	19	18	94.7	0	27	23	85.2	0	23	21	91.3

KWAZULU NATAL																	
					2019				2020				2021				
District Name	EMIS No	Centre No	Centre Name	Quintile	Progressed No	Total Wrote	Total Achieved	% Achieved	Progressed No	Total Wrote	Total Achieved	% Achieved	Progressed No	Total Wrote	Total Achieved	% Achieved
UMLAZI	500243053	5411421	OGWINI COMPREHENSIVE	4	49	537	430	80.1	23	555	431	77.7	11	510	395	77.5
	500243571	5411422	OKUMHLOPHE SS	4	37	136	90	66.2	0	201	110	54.7	36	262	81	30.9
	500244089	5411124	OPEN AIR	99	1	18	17	94.4	1	14	12	85.7	0	21	20	95.2
	500244644	5411231	ORIENT ISLAMIC	99	0	118	118	100.0	0	81	81	100.0	0	87	87	100.0
	500245458	5411232	OVERPORT S	5	0	132	109	82.6	0	177	146	82.5	0	192	169	88.0
	500246272	5411233	PARKHILL S	5	0	156	113	72.4	0	193	141	73.1	0	183	145	79.2
	500247308	5411148	PHAKATHI SECONDARY	3	62	84	60	71.4	31	107	50	46.7	64	126	83	65.9
	500247567	5411424	PHAMBILI H	5	15	353	289	81.9	2	372	314	84.4	4	531	462	87.0
	500251008	5411125	PORT NATAL	5	0	46	43	93.5	0	36	33	91.7	0	18	17	94.4
	500245791	5411423	PR PATHER S	5	0	101	85	84.2	3	97	78	80.4	4	97	71	73.2
	500251896	5411126	PROTEA S	5	3	57	31	54.4	0	27	22	81.5	7	38	34	89.5
	500252747	5411425	QHILIKA S	4	31	251	185	73.7	0	182	157	86.3	0	208	182	87.5
	500254190	5411127	QUEENSBURGH GIRLS H	5	1	184	184	100.0	0	163	163	100.0	0	156	156	100.0
	500254116	5411128	QUEENSBURGH H	5	4	104	76	73.1	0	99	73	73.7	1	88	63	71.6
	500255189	5411426	REUNION S	4	23	89	77	86.5	3	135	124	91.9	5	121	109	90.1
	500255744	5411234	RIDGE PARK COLLEGE	5	0	214	208	97.2	0	210	204	97.1	0	189	188	99.5
	500255892	5411129	RISECLIFF S	5	11	58	54	93.1	1	63	54	85.7	0	102	90	88.2
	500255966	5411235	RIVERDENE S	5	35	112	81	72.3	0	135	82	60.7	5	127	82	64.6
	500256595	5411130	ROSSBURGH H	5	2	121	110	90.9	0	131	124	94.7	0	183	169	92.3
	500258889	5411236	SASTRI COLLEGE	5	1	171	162	94.7	1	165	154	93.3	0	201	189	94.0
	500340918	5411131	SATHYA SAI CHATSWORTH	99	0	19	17	89.5	0	20	16	80.0	0	18	9	50.0
	500305953	5411132	SAVANNAH PARK S	5	6	101	76	75.2	8	130	114	87.7	5	157	138	87.9
	500259703	5411237	SEA COW LAKE S	4	0	96	78	81.3	0	59	51	86.4	0	102	76	74.5
	500261294	5411133	SHALLCROSS S	5	5	17	15	88.2	3	17	8	47.1	6	25	16	64.0
	500262441	5411427	SHUMAYELA S	3	30	42	30	71.4	4	0	0		0	99	71	71.7
	500263662	5411331	SIBUSISIWE COMPREHENSIVE TECHNICAL H	4	23	251	237	94.4	1	266	263	98.9	0	288	283	98.3
	500263958	5411332	SIDELILE H	4	34	143	127	88.8	16	163	135	82.8	11	208	184	88.5
	500265253	5411333	SIKHWAMA H	3	32	36	35	97.2	21	39	24	61.5	3	36	27	75.0
	500267288	5411334	SIPHEPHELE S	3	92	73	50	68.5	47	67	45	67.2	30	83	43	51.8
	500268287	5411428	SISHOSONKE H	4	12	30	27	90.0	7	29	22	75.9	3	45	33	73.3
	500269397	5411335	SIYABONGA S	2	51	191	148	77.5	0	183	141	77.0	0	282	178	63.1
	500272505	5411336	SOBONAKHONA S	3	35	59	33	55.9	9	59	50	84.7	0	77	68	88.3
	500273282	5411337	SOMPUKWANE S	3	28	63	45	71.4	0	71	66	93.0	0	99	80	80.8
	500274244	5411134	SOUTHLANDS S	5	6	145	131	90.3	0	160	136	85.0	1	176	150	85.2
	500274503	5411238	SPARKS ESTATE S	5	28	108	92	85.2	0	128	80	62.5	0	147	106	72.1
	500422651	5411284	ST BARNABAS INDEPENDENT	99	0	12	11	91.7	0	5	5	100.0	0	16	15	93.8
	500275761	5411239	ST JAMES COLLEGE	99	0	36	21	58.3	0	50	47	94.0	0	65	55	84.6
	500278240	5411429	STRELITZIA S	5	11	171	132	77.2	3	193	139	72.0	0	200	125	62.5
	500279239	5411430	SWELIHLE S	4	22	51	33	64.7	0	56	44	78.6	5	86	64	74.4
	500281015	5411240	THE KENMONT	99	0	28	25	89.3	0	17	15	88.2	1	27	20	74.1
	500286898	5411431	UMBELEBELE H	3	17	34	22	64.7	0	50	40	80.0	0	70	46	65.7
	500286972	5411432	UMBILO S	5	5	172	124	72.1	5	157	129	82.2	5	163	120	73.6

KWAZULU NATAL																	
					2019				2020				2021				
District Name	EMIS No	Centre No	Centre Name	Quintile	Progressed No	Total Wrote	Total Achieved	% Achieved	Progressed No	Total Wrote	Total Achieved	% Achieved	Progressed No	Total Wrote	Total Achieved	% Achieved
UMLAZI	500288008	5411338	UMKHUMBI H	4	97	57	34	59.6	10	79	49	62.0	4	80	53	66.3
	500288119	5411339	UMKOMAAS S	4	24	162	115	71.0	1	175	144	82.3	1	190	154	81.1
	500288230	5411433	UMLAZI COMMERCIAL H	4	49	76	58	76.3	12	92	77	83.7	43	188	114	60.6
	500288267	5411434	UMLAZI COMTECH	4	171	216	135	62.5	8	195	168	86.2	1	220	155	70.5
	500288341	5411435	UMLAZI SS	4	9	181	154	85.1	0	189	169	89.4	0	225	196	87.1
	500289081	5411340	UMTHENTE H	2	21	16	10	62.5	3	18	13	72.2	6	20	17	85.0
	500291079	5411436	VELABAHLEKE H	4	4	218	215	98.6	2	254	252	99.2	6	243	243	100.0
	500292263	5411341	VIKINGOZI S	2	8	32	31	96.9	10	56	43	76.8	9	78	64	82.1
	500293299	5411437	VUKUZAKHE H	4	40	50	36	72.0	25	109	52	47.7	5	84	57	67.9
	500295223	5411135	WELBEDENE S	4	5	36	23	63.9	5	46	26	56.5	2	54	40	74.1
	500295482	5411438	WENTWORTH S	5	12	101	80	79.2	0	129	77	59.7	0	201	101	50.2
	500295519	5411136	WERDA	5	1	74	69	93.2	0	69	58	84.1	1	59	55	93.2
	500295667	5411137	WESTCLIFF S	5	0	65	39	60.0	1	44	22	50.0	2	60	38	63.3
	500338587	5411242	WIGGINS S	3	40	173	170	98.3	0	146	137	93.8	7	207	199	96.1
	500296555	5411138	WINGEN HEIGHTS S	5	5	213	196	92.0	0	224	194	86.6	0	206	176	85.4
	500296740	5411139	WITTEKLIP S	5	4	44	26	59.1	3	45	27	60.0	2	61	33	54.1
	500297036	5411140	WOODHURST S	5	15	59	49	83.1	4	43	24	55.8	2	70	54	77.1
	500298590	5411342	ZAMAKAHLE H	3	12	52	44	84.6	0	47	43	91.5	16	46	38	82.6
	500301587	5411343	ZUZUMQHELE H	2	13	12	8	66.7	1	14	8	57.1	8	37	25	67.6
	500301772	5411439	ZWELETHU S	4	42	121	91	75.2	8	166	102	61.4	0	144	106	73.6
	500301809	5411440	ZWELIBANZI H	4	23	120	109	90.8	18	175	147	84.0	0	203	191	94.1
	500301883	5411441	ZWELIHLE SS	4	28	79	56	70.9	2	101	70	69.3	0	111	81	73.0
UMZINYATHI	500106153	5212201	BATHEMBU H	1	14	20	12	60.0	13	25	10	40.0	16	34	22	64.7
	500106264	5212202	BATSHAZWAYO H	1	10	8	8	100.0	13	32	8	25.0	21	36	4	11.1
	500341917	5212203	BHAMBATHA H	1	3	25	16	64.0	7	32	16	50.0	2	35	21	60.0
	500446701	5212250	BHEKABANTU S	1	22	13	10	76.9	5	35	15	42.9	6	50	22	44.0
	500404454	5212336	BHEKISIZWE S	1	7	93	69	74.2	23	170	113	66.5	11	113	81	71.7
	500111703	5212122	BOSCHKLOOF COMBINED	2	4	19	13	68.4	0	16	12	75.0	0	33	15	45.5
	500113405	5212401	BUHLEBUYEZA S	3	63	43	34	79.1	21	65	47	72.3	0	98	71	72.4
	500113701	5212204	BUNYEBETHU H	1	15	22	8	36.4	19	34	12	35.3	8	28	24	85.7
	500113812	5212402	BUSANA H	2	77	131	120	91.6	0	179	158	88.3	1	218	179	82.1
	500114108	5212205	CABANGOKUHLE H	2	44	32	31	96.9	28	62	32	51.6	25	71	42	59.2
	500114404	5212403	CANDABUTHULE H	2	0	73	41	56.2	0	73	49	67.1	0	74	73	98.6
	500115551	5212301	CELUMUSA S	2	38	23	22	95.7	22	33	27	81.8	12	54	41	75.9
	500121249	5212101	DILIZELA H	2	12	48	35	72.9	4	45	38	84.4	3	59	45	76.3
	500121841	5212206	DLABESUTHE H	1	47	44	37	84.1	13	60	49	81.7	21	75	54	72.0
	500122063	5212207	DLENYANE COMBINED	1	35	23	16	69.6	24	44	24	54.5	11	26	12	46.2
	500122507	5212208	DOLO COMBINED	1	3	24	12	50.0	2	21	11	52.4	0	32	23	71.9
	500414363	5212209	DUMAPHANSI JS	1	2	15	7	46.7	15	46	26	56.5	11	45	20	44.4
	500124653	5212102	DUNDEE H	5	3	127	120	94.5	0	128	123	96.1	1	124	120	96.8
	500124801	5212103	DUNDEE S	3	43	149	92	61.7	10	162	87	53.7	22	269	156	58.0
	500401302	5212302	EBRAHIM LOCKAT S	2	4	4	4	100.0	4	6	3	50.0	2	12	12	100.0
	500327894	5212104	EBUSI COMBINED	3	11	36	36	100.0	16	62	55	88.7	1	77	70	90.9

KWAZULU NATAL																
District Name	EMIS No	Centre No	Centre Name	Quintile	2019				2020				2021			
					Progressed No	Total Wrote	Total Achieved	% Achieved	Progressed No	Total Wrote	Total Achieved	% Achieved	Progressed No	Total Wrote	Total Achieved	% Achieved
UMZINYATHI	500128279	5212303	EKUCABANGENI S	3	61	81	70	86.4	0	106	82	77.4	23	176	113	64.2
	500401191	5212337	EKUTHUTHUKENI S	1	4	105	82	78.1	4	96	87	90.6	0	131	116	88.5
	500129796	5212405	ELSIE MTSHALI COMBINED	1	12	17	12	70.6	0	19	17	89.5	2	27	14	51.9
	500132978	5212253	EMKHAMO COMBINED	1	9	14	10	71.4	8	25	13	52.0	6	29	18	62.1
	500137233	5212338	ENHLOPHENI H	1	2	9	4	44.4	0	8	5	62.5	0	13	8	61.5
	500138972	5212121	ENYANYENI S	3	6	9	8	88.9	1	13	10	76.9	0	12	10	83.3
	500139749	5212210	ESETHU H	1	30	29	18	62.1	8	19	16	84.2	17	29	20	69.0
	500140637	5212304	ESIKHUMBUZWENI S	1	42	42	36	85.7	30	70	54	77.1	27	71	54	76.1
	500141636	5212406	ESOKHENI H	1	38	8	3	37.5	0	18	14	77.8	0	18	13	72.2
	500311910	5212105	ETHANGENI COMBINED	5	15	74	40	54.1	0	86	66	76.7	5	91	68	74.7
	500145891	5212211	FUNDOKUHLE H	1	17	52	47	90.4	5	53	39	73.6	0	80	68	85.0
	500146113	5212305	FUNULWAZI S	1	0	9	6	66.7	1	14	10	71.4	0	4	4	100.0
	500147741	5212407	GCOTOI H	1	9	43	31	72.1	7	46	25	54.3	5	28	22	78.6
	500151145	5212106	GORDON MEMORIAL H	1	12	32	17	53.1	16	42	17	40.5	11	49	35	71.4
	500151922	5212408	GREYTOWN H	4	0	85	78	91.8	0	87	82	94.3	0	85	72	84.7
	500152033	5212409	GREYTOWN S	4	0	151	116	76.8	0	126	112	88.9	0	167	143	85.6
	500154808	5212410	HERMANNSBURG COMBINED	3	0	13	12	92.3	0	32	28	87.5	0	47	38	80.9
	500157546	5212306	HLUBI H	1	19	48	45	93.8	1	58	52	89.7	4	74	64	86.5
	500159174	5212339	HWANQANA COMBINED	1	2	8	5	62.5	0	6	5	83.3	0	15	13	86.7
	500159396	5212307	IDLAMADODA S	1	17	76	68	89.5	16	78	63	80.8	28	85	59	69.4
	500162541	5212239	INDLOZANA H	1	30	26	16	61.5	15	34	18	52.9	17	50	33	66.0
	500496540	5212432	INKOSI SIZWE SITHOLE SECONDARY	1					0	40	25	62.5	0	69	56	81.2
	500170940	5212212	JAJILE H	1	9	20	17	85.0	19	53	42	79.2	18	64	55	85.9
	500170977	5212340	JAMA S	1	26	53	33	62.3	0	52	24	46.2	10	110	28	25.5
	500304584	5212341	KLWANA P	1	12	169	140	82.8	0	190	164	86.3	6	255	202	79.2
	500177600	5212332	KUFANELESIBONGE JS	1	0	44	37	84.1	0	60	38	63.3	1	85	62	72.9
	500182114	5212213	KWADUNGE H	1	6	41	40	97.6	15	70	57	81.4	7	99	66	66.7
	500184112	5212240	KWAZENZELE H	1	0	33	14	42.4	6	33	14	42.4	5	52	36	69.2
	500185444	5212333	LANGAZELA S	2	38	113	82	72.6	52	118	70	59.3	18	208	108	51.9
	500158888	5212308	LENEHA TUMISI S	2	59	104	80	76.9	52	130	90	69.2	23	132	84	63.6
	500186295	5212107	LEWIS P	1	12	63	56	88.9	9	91	77	84.6	11	98	89	90.8
	500415029	5212242	MABASO S	1	36	122	102	83.6	12	205	121	59.0	12	207	111	53.6
	500190217	5212214	MABIZELA H	1	17	61	33	54.1	16	66	33	50.0	21	64	44	68.8
	500327004	5212108	MACEBA S	1	37	119	99	83.2	0	169	145	85.8	8	154	139	90.3
	500446664	5212215	MACINGWANE S	1	18	26	26	100.0	2	48	47	97.9	3	71	71	100.0
	500191401	5212216	MADUDULA H	1	12	80	58	72.5	41	105	60	57.1	19	143	79	55.2
	500447219	5212252	MAFEMFUNDO S	1	8	18	17	94.4	6	16	10	62.5	15	55	22	40.0
	500194546	5212411	MAKHEDAMA H	1	20	108	89	82.4	0	92	87	94.6	6	123	98	79.7
	500194694	5212412	MAKHOSONKE S	2	8	4	4	100.0	1	6	6	100.0	0	21	21	100.0
	500196692	5212309	MANGENI S	1	18	29	22	75.9	10	51	44	86.3	23	92	58	63.0
	500338180	5212109	MANQOBA S	2	34	25	22	88.0	1	38	27	71.1	14	49	38	77.6
	500198764	5212413	MAQHINGA MEMORIAL H	2	0	20	17	85.0	0	18	15	83.3	0	27	20	74.1

KWAZULU NATAL																	
					2019				2020				2021				
District Name	EMIS No	Centre No	Centre Name	Quintile	Progressed No	Total Wrote	Total Achieved	% Achieved	Progressed No	Total Wrote	Total Achieved	% Achieved	Progressed No	Total Wrote	Total Achieved	% Achieved
UMZINYATHI	500200429	5212414	MASHINGIZELA H	1	3	34	27	79.4	0	16	14	87.5	0	58	56	96.6
	500325783	5212310	MATHUKULULA S	2	11	26	24	92.3	8	19	17	89.5	3	37	31	83.8
	500202834	5212218	MAWELE H	1	34	87	84	96.6	9	90	81	90.0	22	151	115	76.2
	500303733	5212219	MBOMVU P	1	4	16	11	68.8	1	22	18	81.8	3	33	24	72.7
	500206386	5212311	MDONSWA H	1	9	24	8	33.3	5	17	7	41.2	0	17	9	52.9
	500209272	5212312	MGAZI S	2	36	103	65	63.1	50	130	88	67.7	39	220	88	40.0
	500209457	5212313	MGIDLA H	2	41	72	50	69.4	47	100	56	56.0	15	94	63	67.0
	500209901	5212415	MGWEMPISI COMBINED	1	4	13	7	53.8	0	12	11	91.7	0	12	3	25.0
	500440718	5212335	MHAYISE S S	3	9	25	15	60.0	14	32	15	46.9	1	34	17	50.0
	500210234	5212221	MHLAKOTHI H	1	9	50	43	86.0	19	88	62	70.5	9	82	65	79.3
	500210382	5212222	MHLANGEZULU S	1	3	16	14	87.5	3	21	17	81.0	6	29	23	79.3
	500189551	5212111	ML SULTAN GLENCOE S	4	23	56	46	82.1	0	65	39	60.0	0	56	31	55.4
	500212602	5212112	MLANDOWETHU S	1	1	13	10	76.9	0	21	16	76.2	3	22	19	86.4
	500215377	5212416	MOUNT ERNESTINA COMBINED	2	13	42	34	81.0	0	53	51	96.2	0	111	72	64.9
	500216746	5212223	MPIKAYIZEKANYE S	1	14	9	7	77.8	2	12	9	75.0	4	16	16	100.0
	500217671	5212224	MQAMATHI H	1	28	36	29	80.6	0	25	25	100.0	3	30	28	93.3
	500337921	5212225	MSIMBITHI S	1	18	13	11	84.6	13	17	15	88.2	9	23	20	87.0
	500218596	5212314	MSIMBU S	1	46	41	41	100.0	36	50	48	96.0	6	136	118	86.8
	500218670	5212226	MSINGA H	2	11	56	28	50.0	14	53	23	43.4	12	71	53	74.6
	500322233	5212243	MTHALENI S	1	15	5	4	80.0	7	12	10	83.3	0	14	10	71.4
	500220409	5212417	MUDEN COMBINED	2	12	51	44	86.3	1	43	40	93.0	0	42	37	88.1
	500220668	5212244	MUNTU H	1	25	22	22	100.0	12	57	37	64.9	0	37	32	86.5
	500222074	5212315	MZILANKATHA S	1	0	17	13	76.5	4	21	13	61.9	1	34	24	70.6
	500222592	5212419	MZONIWE JS	2	7	4	4	100.0	0	6	6	100.0	0	11	11	100.0
	500225256	5212316	NDLANGAMANDLA S	3	17	132	96	72.7	31	147	66	44.9	4	203	102	50.2
	500323343	5212344	NDLELANHLE SECONDARY SCHOOL	1	0	42	34	81.0	0	30	25	83.3	0	31	28	90.3
	500225367	5212420	NDLOLOTHI S	3	16	18	9	50.0	3	11	8	72.7	6	14	11	78.6
	500229178	5212342	NGWANE JS	1	15	30	28	93.3	0	43	38	88.4	1	75	75	100.0
	500229696	5212317	NHLALAKAHLE S	1	30	78	61	78.2	18	98	64	65.3	13	166	105	63.3
	500303659	5212113	NKONZA S	1	0	18	7	38.9	0	13	11	84.6	0	8	8	100.0
	500233914	5212227	NOGIDA H	1	8	41	34	82.9	1	49	44	89.8	1	76	68	89.5
	500234321	5212245	NOMAFU H	1	23	80	66	82.5	18	99	74	74.7	18	140	111	79.3
	500235394	5212318	NOMDUMO H	1	12	33	17	51.5	11	41	29	70.7	13	50	27	54.0
	500239131	5212319	NTALANTALA S	1	3	62	36	58.1	0	71	33	46.5	1	38	32	84.2
	500241943	5212228	NYONIYEZWE H	1	24	60	32	53.3	3	41	35	85.4	0	43	36	83.7
	500244237	5212421	OPHOFINI S	1	10	17	17	100.0	12	34	15	44.1	2	17	16	94.1
	500334110	5212229	PANO JS	1	1	21	12	57.1	5	20	19	95.0	9	36	31	86.1
	500247345	5212320	PHAKATHWAYO S	1	14	50	29	58.0	8	70	53	75.7	6	89	64	71.9
	500247974	5212114	PHATHIZWE H	1	10	21	17	81.0	12	32	19	59.4	9	47	35	74.5
	500440670	5212254	PHUMELELA S	1	4	7	6	85.7	7	40	7	17.5	1	34	15	44.1
	500249935	5212321	PHUMULANI S	3	13	52	43	82.7	12	66	49	74.2	21	87	58	66.7

KWAZULU NATAL																
District Name	EMIS No	Centre No	Centre Name	Quintile	2019				2020				2021			
					Progressed No	Total Wrote	Total Achieved	% Achieved	Progressed No	Total Wrote	Total Achieved	% Achieved	Progressed No	Total Wrote	Total Achieved	% Achieved
UMZINYATHI	500309098	5212334	QHOBO JS	1	1	22	22	100.0	0	26	26	100.0	2	34	34	100.0
	500253191	5212422	QHUBINYATHI S	2	7	6	2	33.3	1	7	7	100.0	0	5	4	80.0
	500257557	5212230	SAKHISENI H	1	43	91	75	82.4	17	105	90	85.7	28	119	100	84.0
	500446960	5212231	SAKHISIZWE S	1	5	7	6	85.7	2	9	9	100.0	0	16	7	43.8
	500258741	5212115	SAREL CILLIERS S	4	0	148	140	94.6	1	142	140	98.6	2	153	144	94.1
	500259962	5212116	SEBENZAKUSAKHANYA S	3	27	46	35	76.1	45	116	55	47.4	1	124	76	61.3
	500262182	5212117	SHIYANE S	1	29	116	62	53.4	1	65	51	78.5	8	104	70	67.3
	500325489	5212118	SIBONGINHLANHLA JS	1					2	16	11	68.8	0	15	12	80.0
	500263810	5212343	SICELIMFUNDO COMBINED	1	19	161	137	85.1	0	260	210	80.8	0	356	277	77.8
	500308765	5212322	SIHAYO H	2	13	78	63	80.8	0	86	76	88.4	45	141	85	60.3
	500496910	5212433	SIKULWAZI SECONDARY SCHOOL	1					0	25	14	56.0	4	14	11	78.6
	500499315	5212255	SINOTHANDO SECONDARY SCHOOL	3	3	4	1	25.0	1	7	0	0.0	0	10	3	30.0
	500341584	5212423	SIPHAKEME COMBINED	2	8	47	34	72.3	0	33	31	93.9	0	25	18	72.0
	500121545	5212431	SISEKELO HIGH SCHOOL	2	5	8	8	100.0	0	8	8	100.0	0	19	18	94.7
	500447293	5212232	SIYABONGA S	1	6	40	34	85.0	6	38	37	97.4	0	47	42	89.4
	500339808	5212323	SIYANDA S	2	14	81	74	91.4	3	50	42	84.0	5	62	56	90.3
	500272949	5212233	SOMASHI H	1	3	63	49	77.8	0	62	44	71.0	0	96	60	62.5
	500274688	5212119	SPRINGLAKE H	2	18	68	64	94.1	14	79	68	86.1	21	101	82	81.2
	500280090	5212120	THALANA S	3	29	142	93	65.5	31	79	59	74.7	56	144	105	72.9
	500281311	5212246	THEMANE P	1	3	10	5	50.0	11	17	7	41.2	5	15	12	80.0
	500323306	5212324	THEMBUNYAWO S	2	3	49	34	69.4	4	71	46	64.8	3	75	49	65.3
	500446738	5212234	THUTHUKANI SS	1	0	13	9	69.2	1	9	3	33.3	0	14	14	100.0
	500321271	5212325	UBONGUMENZI S	3	17	164	146	89.0	32	143	124	86.7	21	246	190	77.2
	500286602	5212326	UKUPHUMULA S	1	12	25	25	100.0	23	41	39	95.1	15	76	55	72.4
	500287120	5212247	UMBONJE H	1	4	62	48	77.4	13	97	43	44.3	6	88	57	64.8
	500289303	5212424	UMVOTI H	1	12	34	30	88.2	0	41	34	82.9	0	62	38	61.3
	500290228	5212425	UPPER UMVOTI COMBINED	1	1	3	2	66.7	0	12	6	50.0	1	11	4	36.4
	500290339	5212235	USIZO H	1	5	3	3	100.0	0	19	9	47.4	0	5	5	100.0
	500291375	5212327	VELAPHANSI S	1	7	14	14	100.0	6	14	10	71.4	8	27	21	77.8
	500291412	5212236	VELAPHI H	1	2	15	5	33.3	1	4	4	100.0	3	22	15	68.2
	500296037	5212328	WETSIE S	1	15	15	11	73.3	9	24	8	33.3	2	27	20	74.1
	500299034	5212329	ZAMOKWAKHE S	1	7	18	15	83.3	9	26	12	46.2	9	28	16	57.1
	500309417	5212330	ZICOLE S	3	27	85	61	71.8	30	106	68	64.2	6	169	95	56.2
	500282865	5212237	ZIMISELENI JS	1	10	12	8	66.7	1	17	10	58.8	7	43	7	16.3
	500300477	5212331	ZINDLALELE S	1	2	53	43	81.1	14	89	59	66.3	5	82	64	78.0
	500301106	5212248	ZOMBANE H	1	2	40	32	80.0	15	46	32	69.6	0	37	35	94.6
	500301217	5212249	ZONYAMA H	1	0	11	7	63.6	0	8	7	87.5	0	13	12	92.3
	500301920	5212238	ZWELINJANI S	1	10	34	23	67.6	0	43	40	93.0	0	41	41	100.0

KWAZULU NATAL																	
					2019				2020				2021				
District Name	EMIS No	Centre No	Centre Name	Quintile	Progressed No	Total Wrote	Total Achieved	% Achieved	Progressed No	Total Wrote	Total Achieved	% Achieved	Progressed No	Total Wrote	Total Achieved	% Achieved
UTHUKELA	500100233	5211201	ABANTUNGWA H	3	32	37	31	83.8	16	50	36	72.0	0	87	32	36.8
	500101491	5211202	AMAHLUBI S	3	15	89	77	86.5	45	135	103	76.3	40	184	154	83.7
	500102083	5211101	AMANGWANE H	2	0	161	144	89.4	0	186	173	93.0	0	187	177	94.7
	500102379	5211102	AMAPHISI H	3	18	56	37	66.1	0	64	50	78.1	11	111	64	57.7
	500103008	5211103	AMAZIZI H	2	4	57	57	100.0	0	92	91	98.9	10	82	82	100.0
	500105043	5211104	BAMBAZI H	1	22	51	38	74.5	30	70	67	95.7	3	64	54	84.4
	500107966	5211301	BANDE H	1	4	31	22	71.0	11	36	32	88.9	31	98	43	43.9
	500105228	5211105	BANGANI H	2	36	33	27	81.8	50	114	80	70.2	13	125	80	64.0
	500108151	5211302	BHEKABATHEMBU S	1	15	23	19	82.6	2	18	17	94.4	0	27	22	81.5
	500108484	5211203	BHEKATHINA H	2	0	86	72	83.7	0	82	75	91.5	0	114	101	88.6
	500108854	5211303	BHEKINTUTHUKO S	3	56	84	76	90.5	0	127	95	74.8	0	142	109	76.8
	500109224	5211235	BHEKUNDI S	3	35	40	31	77.5	0	54	37	68.5	0	76	68	89.5
	500444370	5211432	BHEVU H	3	18	36	32	88.9	16	55	50	90.9	0	74	66	89.2
	500109927	5211204	BHUNGANE H	2	10	26	13	50.0	7	22	10	45.5	5	36	24	66.7
	500111555	5211205	BONOKUHLE H	2	19	59	47	79.7	7	61	41	67.2	20	97	42	43.3
	500117586	5211207	COLENSO COMBINED	3	29	43	31	72.1	35	103	39	37.9	0	95	64	67.4
	500176490	5211408	DR JOSEPH SHABALALA SECONDARY SCHOOL	5	5	76	59	77.6	10	145	118	81.4	26	103	77	74.8
	500123395	5211208	DRAKENSBERG COMPREHENSIVE H	3	49	71	51	71.8	21	117	69	59.0	20	152	113	74.3
	500123469	5211209	DRAKENSBERG S	4	33	138	117	84.8	38	189	140	74.1	31	169	129	76.3
	500124505	5211304	DUMISA PUBLIC S	1	16	15	13	86.7	13	31	19	61.3	0	34	18	52.9
	500134976	5211305	EKUKHULENI H	4	21	94	62	66.0	63	135	67	49.6	0	209	157	75.1
	500129389	5211106	EKWALUSENI H	3	29	70	62	88.6	35	72	42	58.3	34	86	66	76.7
	500129981	5211306	EMABHEKAZI COMBINED	2	37	96	78	81.3	0	161	128	79.5	0	200	169	84.5
	500131979	5211307	EMBIZENI H	1	52	43	41	95.3	37	91	59	64.8	1	92	57	62.0
	500132830	5211402	EMHLWANENI H	3	0	121	121	100.0	0	168	168	100.0	0	211	209	99.1
	500134939	5211210	EMTHONJENIWOLWAZI S	3	24	49	47	95.9	13	67	53	79.1	12	77	53	68.8
	500135161	5211211	EMTSHEZI H	3	54	38	31	81.6	64	89	64	71.9	0	108	101	93.5
	500135827	5211308	ENDAKANE H	3	54	57	47	82.5	0	63	46	73.0	0	107	56	52.3
	500136641	5211309	ENGQONDWENI H	2	12	28	26	92.9	4	30	22	73.3	6	62	29	46.8
	500445036	5211240	ENKANGALA P	99									0	16	11	68.8
	500340178	5211233	ENKOMOKAZINI TECHNICAL H	3	10	56	48	85.7	14	65	50	76.9	0	105	82	78.1
	500138528	5211403	ENTONJENI H	2	15	38	28	73.7	23	55	30	54.5	0	93	41	44.1
	500141710	5211212	ESTCOURT H	4	1	106	98	92.5	6	130	124	95.4	0	121	111	91.7
	500141858	5211213	ESTCOURT S	4	25	100	75	75.0	5	81	64	79.0	0	122	103	84.4
	500141821	5211214	ESTCOURT SS	3	18	194	131	67.5	12	232	129	55.6	10	219	173	79.0
	500143042	5211310	EZAKHENI H	4	0	27	16	59.3	0	22	15	68.2	0	64	40	62.5
	500147075	5211238	GANNAHOEK INTERMEDIATE	1	7	21	21	100.0	0	19	17	89.5	0	22	14	63.6
	500445887	5211241	GOODHOME S	2	5	28	16	57.1	0	21	14	66.7	0	35	25	71.4
	500154031	5211404	HARVEST COMBINED	99	0	53	53	100.0	0	39	36	92.3	0	39	37	94.9
	500303955	5211215	HLABANE H	1	6	40	24	60.0	12	34	23	67.6	9	39	33	84.6
	500156547	5211216	HLATHIKHULU H	2	16	17	17	100.0	15	35	33	94.3	48	80	58	72.5

KWAZULU NATAL																	
					2019				2020				2021				
District Name	EMIS No	Centre No	Centre Name	Quintile	Progressed No	Total Wrote	Total Achieved	% Achieved	Progressed No	Total Wrote	Total Achieved	% Achieved	Progressed No	Total Wrote	Total Achieved	% Achieved
UTHUKELA	500334480	5211405	HLOPHE S	3	4	4	3	75.0	0	16	10	62.5	0	19	17	89.5
	500158841	5211107	HOYE S	2	36	123	98	79.7	0	180	139	77.2	0	152	128	84.2
	500161246	5211311	IMPOLWANE S	3	7	63	40	63.5	7	34	31	91.2	0	56	50	89.3
	500162060	5211312	INCINJANA S	3	11	5	3	60.0	7	16	4	25.0	2	24	23	95.8
	500163614	5211406	INGULA H	3	6	115	92	80.0	0	129	77	59.7	0	155	109	70.3
	500334591	5211229	INKOSI UTATAZELA H	3	54	34	20	58.8	21	54	33	61.1	9	47	31	66.0
	500166056	5211313	INTANDOYESIZWE H	3	17	99	95	96.0	10	157	139	88.5	0	145	136	93.8
	500167573	5211108	ISIBUKO H	1	1	22	19	86.4	0	38	33	86.8	7	59	47	79.7
	500322418	5211407	ISLAMIC EDUCATIONAL CENTRE	99	0	12	11	91.7	0	13	13	100.0	0	13	13	100.0
	500171384	5211314	JOBE SS	1	20	21	17	81.0	0	36	20	55.6	0	31	24	77.4
	500173234	5211218	KHANDIMFUNDO S	2	21	40	35	87.5	0	54	11	20.4	0	78	22	28.2
	500442964	5211234	KHULANGOLWAZI H	3	4	5	4	80.0	0	15	11	73.3	6	26	21	80.8
	500179228	5211219	KWADLAMINI H	2	11	16	10	62.5	0	19	7	36.8	9	26	13	50.0
	500182669	5211109	KWANTATSHANA PUBLIC S	2	25	39	32	82.1	44	60	48	80.0	16	66	47	71.2
	500182965	5211409	KWAPHAYIKENI H	2	7	54	37	68.5	32	93	66	71.0	0	86	60	69.8
	500183039	5211410	KWAPHINDAVELE COMBINED	3	14	9	4	44.4	3	4	4	100.0	0	14	13	92.9
	500184815	5211411	LADYSMITH H	5	0	182	176	96.7	0	178	177	99.4	0	173	168	97.1
	500184852	5211412	LADYSMITH S	5	2	205	162	79.0	8	186	140	75.3	0	216	169	78.2
	500186517	5211315	LIMEHILL H	3	22	120	111	92.5	21	130	119	91.5	3	227	181	79.7
	500187479	5211316	LOKOTHWAYO COMBINED	1	43	50	36	72.0	32	54	36	66.7	0	68	30	44.1
	500191142	5211413	MADILIKA COMBINED	3	11	17	12	70.6	0	26	21	80.8	0	36	28	77.8
	500191771	5211110	MAFU H	2	59	60	38	63.3	0	33	16	48.5	0	50	33	66.0
	500192844	5211414	MAGWABABA H	3	21	31	31	100.0	5	61	54	88.5	7	60	55	91.7
	500338809	5211317	MANDLAKHE S	1	0	12	11	91.7	0	19	12	63.2	0	18	14	77.8
	500196618	5211415	MANGCENGEZA H	3	5	10	9	90.0	2	22	13	59.1	0	18	13	72.2
	500197099	5211318	MANKAYANA H	1	1	26	14	53.8	6	41	41	100.0	0	55	55	100.0
	500198949	5211111	MAQOQA S	2	4	19	19	100.0	7	27	25	92.6	10	34	32	94.1
	500334369	5211416	MASHOBANE S	3	2	7	7	100.0	0	15	15	100.0	0	28	27	96.4
	500444999	5211244	MASIBONGE SECONDARY SCHOOL	3									0	16	4	25.0
	500324305	5211417	MASOYI S	3	7	32	30	93.8	6	41	32	78.0	0	36	35	97.2
	500202538	5211112	MAVUMBUKA H	1	9	57	51	89.5	6	66	64	97.0	28	112	107	95.5
	500206904	5211113	MEADOWSWEET COMBINED	1	8	26	24	92.3	6	45	37	82.2	13	60	45	75.0
	500324194	5211418	MHLANGANYELWA COMBINED	3	18	16	16	100.0	5	16	15	93.8	0	35	26	74.3
	500414770	5211114	MHLWAZINI S	1	8	63	55	87.3	1	74	62	83.8	0	118	89	75.4
	500210715	5211220	MHUBHENI H	3	20	23	20	87.0	10	35	21	60.0	0	42	22	52.4
	500414807	5211222	MPUMELELO H	1	24	78	75	96.2	25	149	136	91.3	0	238	197	82.8
	500217782	5211115	MQEDANDABA H	1	25	94	73	77.7	46	126	71	56.3	45	128	60	46.9
	500340141	5211236	MTHANIYA COMBINED	1	19	34	13	38.2	0	69	28	40.6	17	54	19	35.2
	500219040	5211116	MTHENDE H	1	19	44	35	79.5	5	53	37	69.8	0	86	48	55.8
	500324490	5211319	MZIMELA H	1	6	71	69	97.2	4	57	56	98.2	0	106	98	92.5
	500224516	5211420	NDALELA H	3	15	31	31	100.0	45	118	92	78.0	9	121	90	74.4

KWAZULU NATAL																
District Name	EMIS No	Centre No	Centre Name	Quintile	2019				2020				2021			
					Progressed No	Total Wrote	Total Achieved	% Achieved	Progressed No	Total Wrote	Total Achieved	% Achieved	Progressed No	Total Wrote	Total Achieved	% Achieved
UTHUKELA	500226292	5211321	NETHEZEKA H	1	8	9	9	100.0	7	7	6	85.7	3	13	8	61.5
	500227772	5211117	NGCONGCOSI H	2	20	17	17	100.0	50	53	13	24.5	52	67	44	65.7
	500227994	5211223	NGIBONGELENI H	3	20	41	33	80.5	16	40	26	65.0	0	75	45	60.0
	500228660	5211322	NGOZA S	2	20	18	17	94.4	24	34	29	85.3	4	45	42	93.3
	500492544	5211133	NHLOKWANE S	2	5	20	18	90.0	0	22	20	90.9	7	38	28	73.7
	500303992	5211224	NJEZA S	1	6	14	13	92.9	9	18	14	77.8	0	38	34	89.5
	500233581	5211118	NOBOMI S	2	9	22	20	90.9	11	27	25	92.6	3	47	38	80.9
	500237429	5211119	NQOBILE COMBINED	1	0	60	57	95.0	8	64	52	81.3	0	70	61	87.1
	500238056	5211323	NSIKAYEZWE COMBINED	1	22	19	11	57.9	1	18	18	100.0	0	40	28	70.0
	500327746	5211421	NTABABUSUKU JS	2	4	12	7	58.3	4	11	8	72.7	0	5	5	100.0
	500239538	5211120	NTATHAKUSA S	2	14	94	69	73.4	25	156	124	79.5	32	168	146	86.9
	500248899	5211324	PHINDOKUHLE H	3	9	25	15	60.0	1	24	17	70.8	0	32	28	87.5
	500249565	5211325	PHOWENI S	3	16	14	8	57.1	17	23	5	21.7	4	22	14	63.6
	500444962	5211242	PHUTHINI S	2	15	12	7	58.3	8	25	12	48.0	10	39	31	79.5
	500327191	5211121	POTSHINI H	3	20	16	6	37.5	11	16	13	81.3	7	21	14	66.7
	500252932	5211122	QHOZO H	1	30	71	66	93.0	11	120	88	73.3	68	149	102	68.5
	500253820	5211326	QOPHINDLELA S	3	36	76	68	89.5	22	101	59	58.4	0	112	90	80.4
	500257298	5211327	SAHLUMBE H	1	325	61	27	44.3	0	79	53	67.1	50	94	65	69.1
	500257409	5211328	SAKHELWE H	3	203	179	99	55.3	242	315	103	32.7	0	334	147	44.0
	500263847	5211422	SICELOKUHLE H	3	23	55	47	85.5	19	101	68	67.3	1	100	71	71.0
	500263884	5211329	SICELUKUKHANYA H	2	13	82	76	92.7	25	87	72	82.8	5	121	115	95.0
	500264624	5211330	SIGWEJE H	3	14	143	95	66.4	19	128	97	75.8	0	115	79	68.7
	500265586	5211423	SILINDOKUHLE S	3	11	86	61	70.9	23	80	60	75.0	0	126	68	54.0
	500334332	5211331	SILOKOZA S	1	24	22	7	31.8	8	37	24	64.9	0	47	24	51.1
	500267510	5211332	SIPHIMFUNDO S	1	28	54	45	83.3	0	62	41	66.1	33	100	58	58.0
	500267658	5211225	SIPHOKUHLE H	3	8	9	4	44.4	5	19	5	26.3	2	15	4	26.7
	500269212	5211335	SIVUKILE HIGH SCHOOL	1	3	108	56	51.9	1	141	63	44.7	0	113	67	59.3
	500270840	5211424	SIZAKAHLE PUBLIC S (Ladysmith)	3	20	93	77	82.8	60	171	107	62.6	1	147	97	66.0
	500271321	5211227	SIZATHINA H	1	24	47	42	89.4	21	70	58	82.9	19	96	73	76.0
	500272431	5211228	SOBABILI H	2	20	34	28	82.4	16	47	26	55.3	20	73	54	74.0
	500272727	5211123	SOKESIMBONE H	1	13	31	23	74.2	0	43	29	67.4	0	37	37	100.0
	500223702	5211320	ST CHAD'S HIGH SCHOOL	3	75	28	23	82.1	16	55	43	78.2	0	91	64	70.3
	500277759	5211425	STEADVILLE S	4	9	55	50	90.9	6	95	88	92.6	4	113	109	96.5
	500279350	5211124	TABHANE S	2	1	113	85	75.2	0	158	128	81.0	0	145	134	92.4
	500303548	5211426	TATANE S	2	3	7	3	42.9	3	17	8	47.1	0	16	12	75.0
	500281496	5211239	THEMBALIHLE COMBINED	2	6	15	9	60.0	0	28	14	50.0	0	43	17	39.5
	500281644	5211427	THEMBELA H	2	53	48	34	70.8	4	58	46	79.3	0	108	83	76.9
	500334221	5211125	THINTWA S	2	10	4	4	100.0	0	12	9	75.0	4	16	9	56.3
	500282236	5211126	THOKOZA H	3	33	78	64	82.1	5	60	59	98.3	11	89	84	94.4
	500282754	5211127	THOLITHEMBA H	2	76	135	53	39.3	46	138	96	69.6	1	149	124	83.2
	500304029	5211217	THUBELISHA H	1	25	25	25	100.0	6	49	36	73.5	0	67	30	44.8
	500284974	5211128	TSHANIBEZWE H	2	0	85	70	82.4	0	74	69	93.2	0	130	106	81.5

KWAZULU NATAL																
					2019				2020				2021			
District Name	EMIS No	Centre No	Centre Name	Quintile	Progressed No	Total Wrote	Total Achieved	% Achieved	Progressed No	Total Wrote	Total Achieved	% Achieved	Progressed No	Total Wrote	Total Achieved	% Achieved
UTHUKELA	500327228	5211129	UBULINGA S	2	14	124	122	98.4	0	160	159	99.4	0	227	220	96.9
	500324453	5211206	UJIKELELE H	3	32	63	44	69.8	14	102	55	53.9	2	130	44	33.8
	500286343	5211130	UKHAHLAMBA H	2	0	18	18	100.0	0	43	43	100.0	0	57	56	98.2
	500286380	5211131	UKHALI H	1	22	73	59	80.8	14	80	75	93.8	10	94	87	92.6
	500286861	5211333	UMBANGO S	3	20	62	56	90.3	15	70	54	77.1	0	77	40	51.9
	0	5515000	UTHUKELA CENTRE	99	0	5	1	20.0	0	9	2	22.2	0	5	1	20.0
	0	5516000	UTHUKELA CENTRE 2	99									0	38	29	76.3
	500290635	5211428	UXOLO NOKUZWANA S	3	9	1	1	100.0	1	9	9	100.0	0	15	13	86.7
	500293151	5211230	VUKASEKUSILE S	3	39	52	38	73.1	25	63	49	77.8	0	135	75	55.6
	500490213	5211134	VUMA H	1	5	16	11	68.8	7	25	15	60.0	20	61	52	85.2
	500295001	5211231	WEENEN COMBINED	2	73	85	61	71.8	14	84	71	84.5	0	135	93	68.9
	500295371	5211232	WEMBEZI S	3	60	25	23	92.0	19	80	40	50.0	0	163	132	81.0
	500295593	5211429	WESSELSNEK COMBINED	3	6	9	3	33.3	6	16	5	31.3	5	7	5	71.4
	500296444	5211430	WINDSOR S	5	17	171	115	67.3	5	133	113	85.0	9	141	119	84.4
	500299293	5211431	ZANKOSHENI H	2	2	11	9	81.8	0	14	11	78.6	0	15	13	86.7
	500300107	5211334	ZIKODE H	1	9	11	11	100.0	4	30	15	50.0	30	51	22	43.1
ZULULAND	500100270	5112401	ABAQULUSI H	1	0	61	49	80.3	0	53	48	90.6	6	79	70	88.6
	500105006	5112501	BAMBANANI H	3	24	367	296	80.7	0	380	323	85.0	0	426	364	85.4
	500105635	5112201	BANTUBANINGI H	1	13	35	31	88.6	8	32	26	81.3	0	57	44	77.2
	500105709	5112301	BANZANA S	2	18	113	73	64.6	9	106	70	66.0	0	114	87	76.3
	500105894	5112402	BAQULUSINI COMBINED	2	21	34	32	94.1	28	95	72	75.8	0	194	103	53.1
	500108040	5112302	BHAQALWESIZWE H	1	7	29	29	100.0	0	30	27	90.0	0	45	34	75.6
	500108558	5112202	BHEKIFA H	1	11	30	30	100.0	21	54	46	85.2	0	52	51	98.1
	500109668	5112303	BHOKWE S	2	2	63	63	100.0	1	66	65	98.5	0	78	77	98.7
	500111185	5112502	BONGINHLANHLA H	2	20	66	62	93.9	0	72	66	91.7	0	104	78	75.0
	500111222	5112304	BONGOKUHLE H	2	8	34	28	82.4	4	41	33	80.5	0	86	60	69.8
	500290302	5112103	BUSEKHAYA H	2	6	10	9	90.0	0	4	3	75.0	0	4	3	75.0
	500121175	5112203	DIKANA H	1	12	39	31	79.5	3	58	35	60.3	20	97	55	56.7
	500121582	5112503	DINGUKWAZI SS	3	0	238	156	65.5	0	274	182	66.4	0	205	178	86.8
	500125652	5112504	DWALENI H	3	17	123	105	85.4	0	147	112	76.2	0	204	146	71.6
	500133126	5112204	EKHOMBE H	1	6	32	23	71.9	8	39	36	92.3	2	67	65	97.0
	500128427	5112205	EKUDUBEKENI H	3	15	40	35	87.5	8	73	61	83.6	4	86	80	93.0
	500129426	5112206	EKWANDENI COMBINED	1	2	16	11	68.8	0	26	12	46.2	0	16	12	75.0
	500131276	5112305	EMANONO H	1	0	14	2	14.3	0	11	11	100.0	0	22	20	90.9
	500134199	5112306	EMPILWENI JS	2	5	131	96	73.3	0	96	91	94.8	11	131	126	96.2
	500135975	5112307	ENDLOVUKAZI H	1	0	25	19	76.0	0	19	14	73.7	0	21	12	57.1
	500343323	5112506	ENHLANHLENI S	3	25	75	61	81.3	9	106	84	79.2	0	180	128	71.1
	500138084	5112106	ENQABENI COMBINED	1	8	24	11	45.8	4	28	22	78.6	14	51	27	52.9
	500144374	5112308	FALAZA H	1	36	80	68	85.0	12	124	96	77.4	0	196	120	61.2
	500341399	5112207	FELIFA S	1	12	18	11	61.1	10	25	14	56.0	3	36	22	61.1
	500144781	5112107	FILIDI S	3	7	113	111	98.2	37	207	181	87.4	17	103	102	99.0
	500145669	5112309	FUMANA COMBINED	1	13	48	33	68.8	10	56	41	73.2	0	66	46	69.7
	500145928	5112310	FUNDUKHALIPHE H	1	24	31	31	100.0	0	63	59	93.7	2	69	65	94.2

KWAZULU NATAL																
District Name	EMIS No	Centre No	Centre Name	Quintile	2019				2020				2021			
					Progressed No	Total Wrote	Total Achieved	% Achieved	Progressed No	Total Wrote	Total Achieved	% Achieved	Progressed No	Total Wrote	Total Achieved	% Achieved
ZULULAND	500148000	5112108	GELEKEDLE S	3	29	92	80	87.0	29	174	116	66.7	36	211	126	59.7
	500326488	5112208	GQOKAMANDLA JS	1	27	31	23	74.2	3	78	48	61.5	0	92	79	85.9
	500152477	5112110	GUDU S	2	50	91	61	67.0	3	99	68	68.7	0	134	80	59.7
	500153365	5112311	HAMBANGENDLELA H	1	38	18	15	83.3	17	48	27	56.3	0	40	20	50.0
	500153550	5112111	HAMU H	1	7	29	8	27.6	0	25	12	48.0	20	40	14	35.0
	500154882	5112312	HESHE JS	1	8	0	0		0	8	8	100.0	0	11	11	100.0
	500156436	5112313	HLANGANANIMAZULU S	1	3	8	8	100.0	0	12	9	75.0	0	18	9	50.0
	500156473	5112112	HLANGUZA COMBINED	3	9	9	5	55.6	2	7	5	71.4	0	13	4	30.8
	500159877	5112114	IKHETHELO S	2	22	31	20	64.5	5	37	27	73.0	5	35	30	85.7
	500152107	5112403	IKUSASA ELIHLE HIGH	1	14	25	18	72.0	17	18	18	100.0	19	30	21	70.0
	500160543	5112209	IMBILANE H	4	20	64	61	95.3	21	89	80	89.9	0	78	70	89.7
	500161320	5112210	IMPUMELELO H	2	22	49	41	83.7	8	64	43	67.2	1	82	46	56.1
	500495911	5112121	INHLOSENHLE S	2	0	23	10	43.5	3	19	16	84.2	3	25	22	88.0
	500164502	5112115	INKAMANA S	99									0	30	30	100.0
	500310615	5112507	INTONGA H	2	16	68	47	69.1	2	52	46	88.5	0	61	52	85.2
	500167129	5112116	IQHAWELESIZWE CP	2	31	23	9	39.1	1	10	6	60.0	3	21	15	71.4
	500167906	5112315	ISIHLAHLASENKOSI H	1	0	119	92	77.3	1	117	85	72.6	0	173	120	69.4
	500168202	5112211	ISIKHWEBEZI H	1	11	39	37	94.9	0	44	44	100.0	2	41	35	85.4
	500169275	5112117	ISOLOMUZI S	2	36	165	162	98.2	41	183	172	94.0	29	289	268	92.7
	500169830	5112316	ITSHOBHANA JS	1	8	44	36	81.8	9	60	43	71.7	8	122	92	75.4
	500169978	5112317	IVUNA H	1	22	21	20	95.2	35	80	53	66.3	0	80	63	78.8
	500170015	5112212	IVUNGU H	2	12	59	51	86.4	24	113	92	81.4	0	259	216	83.4
	500171014	5112213	JAMES NXUMALO AGRICULTURAL H	4	5	64	61	95.3	0	63	62	98.4	0	56	56	100.0
	500343101	5112214	JOKO S	1	9	20	20	100.0	0	42	42	100.0	0	52	51	98.1
	500172383	5112405	KANYEKANYE H	3	70	40	40	100.0	30	74	60	81.1	36	111	91	82.0
	500173086	5112406	KHAMBULA COMBINED	1	4	6	5	83.3	0	7	5	71.4	3	10	4	40.0
	500173530	5112407	KHANYANJALO S	4	15	112	39	34.8	48	99	60	60.6	0	110	85	77.3
	500495763	5112109	KHANYISA S	1	10	24	17	70.8	5	36	23	63.9	5	40	23	57.5
	500173715	5112408	KHANYISELUZULU S	1	30	44	42	95.5	0	113	97	85.8	10	152	114	75.0
	500323195	5112119	KHETHUKUTHULA S	2	10	8	3	37.5	0	13	8	61.5	0	7	7	100.0
	500303326	5112120	KHONDLO S	3	21	125	107	85.6	6	99	93	93.9	66	160	127	79.4
	500174899	5112508	KHOZA H	2	15	24	15	62.5	5	36	18	50.0	14	35	28	80.0
	500175343	5112509	KHULUMELUZULU H	2	11	78	60	76.9	8	96	71	74.0	0	95	74	77.9
	500175861	5112318	KING BHEKUZULU H	4	6	166	158	95.2	0	158	148	93.7	1	191	174	91.1
	500175935	5112319	KING DINUZULU H	3	51	92	87	94.6	18	217	183	84.3	22	214	172	80.4
	500250009	5112320	KING PHUMZUZULU H	2	8	125	113	90.4	3	118	103	87.3	0	171	139	81.3
	500176268	5112321	KITAKITA H	1	39	54	40	74.1	0	60	39	65.0	44	106	77	72.6
	500177082	5112123	KONFOOR COMBINED	1	9	8	5	62.5	0	13	11	84.6	5	23	23	100.0
	500321308	5112215	KWABHAMU JS	1	0	9	6	66.7	0	6	5	83.3	0	13	12	92.3
	500304695	5112125	KWABHANYA S	2	33	115	98	85.2	23	87	79	90.8	28	112	102	91.1
	500179117	5112322	KWADENGE SS	2	36	71	68	95.8	1	85	69	81.2	1	103	85	82.5
	500179265	5112323	KWADOMBA H	1	8	52	50	96.2	35	101	100	99.0	0	3	3	100.0

KWAZULU NATAL																	
District Name	EMIS No	Centre No	Centre Name	Quintile	2019				2020				2021			
					Progressed No	Total Wrote	Total Achieved	% Achieved	Progressed No	Total Wrote	Total Achieved	% Achieved	Progressed No	Total Wrote	Total Achieved	% Achieved
ZULULAND	500446479	5112359	KWA-JUBA S	99					0	32	30	93.8	0	37	36	97.3
	500181411	5112409	KWAMNYAYIZA H	1	27	71	33	46.5	0	37	18	48.6	13	111	35	31.5
	500182040	5112510	KWAMZIWENTSHA H	2	2	11	10	90.9	2	16	12	75.0	1	37	27	73.0
	500182558	5112126	KWANOTSHELWA S	2	0	153	104	68.0	0	277	171	61.7	1	291	190	65.3
	500183187	5112410	KWASA H	3	48	44	24	54.5	0	28	24	85.7	0	140	69	49.3
	500342990	5112324	KWA-ZIPHETHE S	1	40	150	94	62.7	33	193	101	52.3	0	201	130	64.7
	500184334	5112325	KWAZWIDE H	3	10	44	33	75.0	1	49	40	81.6	0	80	65	81.3
	500292818	5112127	LANDBOU H	4	0	37	34	91.9	0	30	28	93.3	0	33	33	100.0
	500185185	5112511	LANDOKWAKHE S	2	19	68	66	97.1	22	87	75	86.2	2	113	105	92.9
	500333814	5112512	LANGA JS	3	21	183	142	77.6	19	189	125	66.1	0	184	139	75.5
	500185518	5112128	LANGENI COMBINED	1	6	24	22	91.7	6	65	40	61.5	5	111	65	58.6
	500309135	5112216	MABHIDLA H	1	29	52	38	73.1	8	61	31	50.8	10	80	40	50.0
	500190624	5112129	MACHANGA S	3	21	64	54	84.4	9	67	51	76.1	8	84	75	89.3
	500321345	5112217	MAGQEZULANA JS	1	11	18	14	77.8	11	29	22	75.9	5	37	28	75.7
	500192585	5112412	MAGUBULUNDU S	1	21	25	17	68.0	44	79	32	40.5	56	90	26	28.9
	500192770	5112513	MAGUTSHWA H	2	4	75	61	81.3	10	92	53	57.6	18	117	71	60.7
	500336071	5112514	MAGWEGWANA S	2	8	128	88	68.8	0	137	113	82.5	0	171	159	93.0
	500193214	5112218	MAHLABATHINI H	3	24	129	114	88.4	41	133	92	69.2	22	159	141	88.7
	500195101	5112130	MALANDELA S	2	15	21	19	90.5	8	25	19	76.0	0	38	26	68.4
	500326895	5112326	MANDLAKAZI H	1	32	58	39	67.2	2	38	24	63.2	6	73	44	60.3
	500197876	5112515	MANZAMHLOPHE INTERMEDIATE	1	16	14	12	85.7	10	43	33	76.7	4	62	51	82.3
	500198505	5112219	MAPHOVELA H	1	0	10	3	30.0	6	16	6	37.5	1	21	18	85.7
	500198801	5112220	MAQHINGENDODA H	3	0	131	44	33.6	1	117	55	47.0	0	137	79	57.7
	500200762	5112327	MASIBHEKANE H	2	14	46	32	69.6	0	34	25	73.5	0	73	58	79.5
	500200836	5112221	MASIBUMBANE H	4	14	129	110	85.3	72	165	91	55.2	11	198	113	57.1
	500326118	5112516	MASIPHULA JS	2	35	40	34	85.0	2	79	62	78.5	0	96	63	65.6
	500321678	5112328	MATHANGETSHITSHI H	2	22	70	51	72.9	0	142	91	64.1	0	123	91	74.0
	500201798	5112222	MATHOLE H	1	5	70	36	51.4	0	79	31	39.2	0	48	42	87.5
	500201946	5112131	MATHUNJWA S	1	2	146	143	97.9	0	148	144	97.3	0	182	178	97.8
	500202390	5112223	MATSHITSHOLO H	2	13	48	25	52.1	0	40	36	90.0	0	82	67	81.7
	500309172	5112224	MAZONKE H	1	16	21	15	71.4	15	55	35	63.6	0	34	21	61.8
	500204129	5112517	MBHEKWA H	3	84	117	91	77.8	1	167	139	83.2	3	145	122	84.1
	500205757	5112330	MCHITHEKI H	3	15	191	143	74.9	0	170	156	91.8	0	180	140	77.8
	500206571	5112225	MDUMELA S	1	5	55	35	63.6	0	54	33	61.1	19	62	47	75.8
	500208088	5112132	METZELFONTEIN COMBINED	3	9	3	1	33.3	11	12	5	41.7	2	8	6	75.0
	500208162	5112331	MEYAMA H	2	15	5	5	100.0	0	13	9	69.2	9	12	12	100.0
	500208717	5112332	MFINYELI H	2	24	99	86	86.9	11	130	112	86.2	1	185	160	86.5
	500210271	5112226	MHLAMBANSILA H	1	0	31	10	32.3	0	30	20	66.7	0	25	21	84.0
	500212787	5112333	MLOKOTHWA H	3	7	107	100	93.5	13	198	191	96.5	0	221	210	95.0
	500212861	5112518	MLOMOKAZULU JS	3	5	124	98	79.0	16	139	115	82.7	0	234	121	51.7
	500214008	5112227	MNYAMANA H	1	20	60	55	91.7	4	66	64	97.0	0	111	104	93.7
	500214489	5112133	MONDLO S	3	62	86	85	98.8	16	87	84	96.6	39	183	174	95.1

KWAZULU NATAL																
District Name	EMIS No	Centre No	Centre Name	Quintile	2019				2020				2021			
					Progressed No	Total Wrote	Total Achieved	% Achieved	Progressed No	Total Wrote	Total Achieved	% Achieved	Progressed No	Total Wrote	Total Achieved	% Achieved
ZULULAND	500216709	5112334	MPIKANINA H	1	0	140	99	70.7	0	73	73	100.0	0	66	66	100.0
	500216820	5112519	MPINDISO H	3	22	39	36	92.3	11	46	37	80.4	0	67	45	67.2
	500217005	5112157	MPOFINI S	3	81	110	62	56.4	40	111	54	48.6	8	151	86	57.0
	500217597	5112228	MPUNGAMHLOPHE S	2	13	88	34	38.6	1	59	28	47.5	0	105	59	56.2
	500218004	5112229	MQINISENI H	1	12	13	11	84.6	2	21	11	52.4	0	31	24	77.4
	500218337	5112335	MSHANELOWESIZWE H	1	24	53	51	96.2	6	79	70	88.6	8	91	69	75.8
	500337403	5112413	MTHINGANA JS	2	12	39	29	74.4	8	59	41	69.5	13	73	54	74.0
	500219410	5112336	MTHOMBOWESIZWE H	1	8	17	4	23.5	2	7	5	71.4	0	5	5	100.0
	500219632	5112230	MTHUNZIWOXOLO S	1	15	61	49	80.3	11	91	50	54.9	10	85	49	57.6
	500219891	5112520	MTSHEKULA H	2	9	20	17	85.0	7	26	24	92.3	0	27	27	100.0
	500221038	5112231	MUZIWENGQONDO S	2	10	17	6	35.3	15	27	6	22.2	12	33	22	66.7
	500221075	5112134	MUZIWEPHAHLA S	2	14	35	20	57.1	5	34	20	58.8	9	25	23	92.0
	500303474	5112414	MUZIWESIZWE H	3	25	84	62	73.8	48	157	112	71.3	21	207	173	83.6
	500445517	5112255	MVALO SECONDARY SCHOOL	1	0	29	7	24.1	2	25	8	32.0	2	23	13	56.5
	500221704	5112135	MVUZINI S	3	18	47	35	74.5	0	41	38	92.7	0	63	55	87.3
	500343286	5112534	MYEKENI SS	2	15	33	31	93.9	6	27	25	92.6	0	45	45	100.0
	500225478	5112232	NDLOVANA H	2	22	24	21	87.5	3	43	33	76.7	0	57	49	86.0
	500227254	5112137	NGALI S	2	35	88	70	79.5	40	142	91	64.1	24	162	122	75.3
	500227846	5112415	NGEBHUZANA H	1	2	6	6	100.0	0	12	10	83.3	0	20	19	95.0
	500228549	5112138	NGOTSHE S	1	34	70	54	77.1	40	85	48	56.5	12	111	88	79.3
	500228808	5112234	NGQENGELELE H	1	5	48	39	81.3	0	31	25	80.6	0	52	38	73.1
	500327487	5112416	NGWANYA COMBINED	2	3	7	7	100.0	6	12	11	91.7	0	14	13	92.9
	500229955	5112337	NHLANHLAYETHU S	2	0	25	22	88.0	4	75	67	89.3	0	69	63	91.3
	500230584	5112235	NHLUNGWANE H	1	19	50	42	84.0	4	65	46	70.8	7	73	52	71.2
	500231398	5112338	NKALAKUTHABA JS	99	2	35	33	94.3	6	46	46	100.0	0	86	86	100.0
	500232841	5112340	NKOWANE H	1	9	52	44	84.6	0	60	53	88.3	3	81	74	91.4
	500326858	5112341	NOJU S	3	12	45	43	95.6	0	93	89	95.7	3	105	91	86.7
	500235209	5112236	NOMZIMANA H	1	14	26	25	96.2	5	32	31	96.9	7	34	34	100.0
	500235246	5112342	NOMZINTO H	1	9	17	16	94.1	0	13	12	92.3	5	24	19	79.2
	500237133	5112343	NQABAYEMBUBE H	2	11	34	34	100.0	0	36	36	100.0	0	75	60	80.0
	500311244	5112344	NQOBIZITHA H	1	8	24	15	62.5	2	24	22	91.7	4	33	30	90.9
	500237799	5112237	NSABEKHULUMA H	1	3	28	19	67.9	2	25	15	60.0	0	44	44	100.0
	500238021	5112238	NSIKAYENDLU H	4	13	129	107	82.9	3	148	137	92.6	6	159	138	86.8
	500498464	5112366	NSIMBINI SECONDARY SCHOOL	1					0	26	22	84.6	0	47	33	70.2
	500325711	5112239	NTABABOMVU JS	2	8	13	7	53.8	2	13	8	61.5	0	39	28	71.8
	500238983	5112240	NTABASUKA S	1	10	89	74	83.1	24	93	85	91.4	5	90	85	94.4
	500241832	5112362	NYONEBOMVU S	2	1	6	4	66.7	0	5	4	80.0	2	19	15	78.9
	500499130	5112254	ONDINI HIGH SCHOOL	99	0	18	18	100.0	0	31	30	96.8	0	27	23	85.2
	500303104	5112532	ONGANE COMBINED	1	6	7	5	71.4	2	24	17	70.8	2	15	13	86.7
	500244311	5112521	OPHONGOLA H	3	23	127	86	67.7	0	162	109	67.3	0	173	125	72.3
	500248640	5112241	PHIKWASE H	1	21	43	35	81.4	0	56	36	64.3	0	71	64	90.1
	500249750	5112345	PHUMANYOVA H	3	78	274	274	100.0	0	162	162	100.0	0	350	350	100.0

KWAZULU NATAL																	
					2019				2020				2021				
District Name	EMIS No	Centre No	Centre Name	Quintile	Progressed No	Total Wrote	Total Achieved	% Achieved	Progressed No	Total Wrote	Total Achieved	% Achieved	Progressed No	Total Wrote	Total Achieved	% Achieved
ZULULAND	500250638	5112142	PIONIER H	4	0	95	93	97.9	0	89	89	100.0	0	60	60	100.0
	500250934	5112522	PONGOLA AKADEMIE	4	0	24	24	100.0	0	14	14	100.0	0	15	15	100.0
	500250897	5112523	PONGOLA INTERMEDIATE	2	18	29	29	100.0	3	54	53	98.1	0	88	79	89.8
	500108817	5112346	PRINCE BHEKINTHINTA H	1	3	60	28	46.7	0	31	24	77.4	0	35	27	77.1
	500251637	5112347	PRINCE MNYAYIZA H	3	26	91	48	52.7	0	85	46	54.1	0	98	85	86.7
	500224479	5112348	PRINCE NDABUKO H	2	2	5	2	40.0	1	13	9	69.2	5	15	6	40.0
	234654	5112363	PRINCE NOMATIYELA	1	9	26	26	100.0	8	30	29	96.7	3	46	46	100.0
	500251674	5112349	PRINCE SILWANE H	2	5	6	6	100.0	0	15	13	86.7	0	14	13	92.9
	500272616	5112350	PRINCE SOJIYISA H	1	7	19	17	89.5	0	18	17	94.4	0	48	41	85.4
	500284160	5112351	PRINCE TOKOTOKO H	3	10	32	25	78.1	0	42	21	50.0	0	24	19	79.2
	500299663	5112358	PRINCE ZIBHEBHU S	1	20	35	35	100.0	0	37	37	100.0	0	80	77	96.3
	500259925	5112524	SEBENZAKANZIMA S	3	17	94	72	76.6	3	96	63	65.6	0	133	93	69.9
	500260110	5112143	SEKETHWAYO S	3	22	46	42	91.3	23	56	35	62.5	34	62	48	77.4
	500260332	5112242	SENZANGAKHONA S	2	23	94	86	91.5	4	80	79	98.8	0	127	121	95.3
	500321567	5112352	SENZOKUHLE JS	99					0	20	16	80.0	0	25	25	100.0
	500262071	5112243	SHIBILIKA S	1	26	30	17	56.7	1	29	16	55.2	0	36	20	55.6
	500262256	5112145	SHONGOLOLO COMBINED	2	6	31	18	58.1	4	40	20	50.0	13	58	38	65.5
	500262626	5112244	SIBANISAKHE H	1	3	85	71	83.5	7	68	63	92.6	2	86	76	88.4
	500263625	5112525	SIBUMBENE H	2	38	21	20	95.2	1	41	31	75.6	1	74	51	68.9
	500263699	5112353	SIBUSISO H	2	5	57	55	96.5	0	29	21	72.4	0	57	55	96.5
	500264550	5112526	SIGQAMISE S	3	45	86	66	76.7	41	102	73	71.6	17	133	84	63.2
	500264735	5112147	SIHLENGENI COMBINED S	1	0	16	14	87.5	0	35	20	57.1	0	41	22	53.7
	500327448	5112148	SIKHIYE S	2	4	31	28	90.3	8	39	30	76.9	9	58	34	58.6
	500304621	5112149	SIKHULILE COMBINED	2	25	26	17	65.4	2	55	15	27.3	20	27	27	100.0
	500266659	5112354	SINKONKONKO H	1	9	18	15	83.3	0	14	11	78.6	0	19	15	78.9
	500267806	5112150	SIPHOSINI H	2	25	14	11	78.6	2	22	20	90.9	4	36	27	75.0
	500267991	5112527	SIQALUKUBONA H	2	6	24	23	95.8	10	43	37	86.0	0	39	36	92.3
	500268990	5112245	SITHOLINHLANHLA S	2	19	20	16	80.0	1	15	13	86.7	0	30	30	100.0
	500270026	5112246	SIYANGEMPUMELELO H	2	25	106	60	56.6	16	120	76	63.3	0	168	125	74.4
	500270063	5112355	SIYAPHAKAMA H	1	3	33	28	84.8	4	71	51	71.8	3	90	70	77.8
	500342879	5112356	SIZABONKE S	1	6	25	24	96.0	0	25	23	92.0	0	37	28	75.7
	500272542	5112418	SOGADUZELA S	1	3	9	7	77.8	0	15	11	73.3	14	22	12	54.5
	500273134	5112528	SOMILE H	2	17	12	9	75.0	7	60	36	60.0	1	55	26	47.3
	500274429	5112529	SOZAMA H	3	58	69	57	82.6	12	70	44	62.9	12	121	87	71.9
	500276945	5112248	ST VICTOR S	2	7	60	52	86.7	0	53	50	94.3	13	97	85	87.6
	492692	5112256	THABANI ISAAC SASA HIGH SCHOOL	1					0	24	11	45.8	0	32	24	75.0
	500231805	5112339	THANDULWAZI S	1	12	38	37	97.4	0	81	76	93.8	4	67	57	85.1
	495948	5112535	THOLIMFUNDO SS	1	2	26	24	92.3	0	40	34	85.0	0	53	47	88.7
	500282828	5112249	THOLUKUKHANYA H	1	14	101	46	45.5	1	89	43	48.3	0	68	65	95.6
	500283605	5112357	THULWANA H	1	5	11	11	100.0	2	8	8	100.0	0	17	15	88.2
	500446331	5112253	TSHANIBEZWE S	1	17	34	20	58.8	5	53	36	67.9	12	40	7	17.5
	500287268	5112152	UMFOLOZI S	1	14	25	25	100.0	8	32	32	100.0	19	59	49	83.1

KWAZULU NATAL																
District Name	EMIS No	Centre No	Centre Name	Quintile	2019				2020				2021			
					Progressed No	Total Wrote	Total Achieved	% Achieved	Progressed No	Total Wrote	Total Achieved	% Achieved	Progressed No	Total Wrote	Total Achieved	% Achieved
ZULULAND	500287860	5112250	UMHLOLUTHINI H	1	3	16	16	100.0	0	23	20	87.0	0	41	41	100.0
	500287527	5112530	UMNGAMA INTERMEDIATE	1	6	27	18	66.7	0	42	27	64.3	0	48	29	60.4
	500290265	5112153	UQWEQWE S	1	18	29	16	55.2	2	28	25	89.3	3	48	31	64.6
	500303215	5112420	UZWANO S	1	0	14	14	100.0	0	33	24	72.7	2	31	26	83.9
	500504236	5112536	VICTORIOUS INDEPENDNET SCHOOL	99									0	13	12	92.3
	500292707	5112154	VRYHEID COMPREHENSIVE S	4	21	179	163	91.1	5	242	170	70.2	5	228	180	78.9
	500292744	5112155	VRYHEID H	5	0	149	142	95.3	1	156	137	87.8	0	143	136	95.1
	500293040	5112531	VUKANIMAZULU S	2	14	15	15	100.0	0	27	20	74.1	10	19	19	100.0
	500293262	5112251	VUKUZA H	1	8	34	33	97.1	0	40	31	77.5	0	61	47	77.0
	500403411	5112533	VUSISIZWE INDEPENDENT	99	1	19	19	100.0	1	24	23	95.8	4	15	15	100.0
	500298627	5112156	ZAMANGOTHANDO S	2	12	16	15	93.8	4	23	18	78.3	8	31	23	74.2
	500302105	5112252	ZWELONKE H	1	1	155	139	89.7	6	148	132	89.2	5	118	111	94.1

LIMPOPO

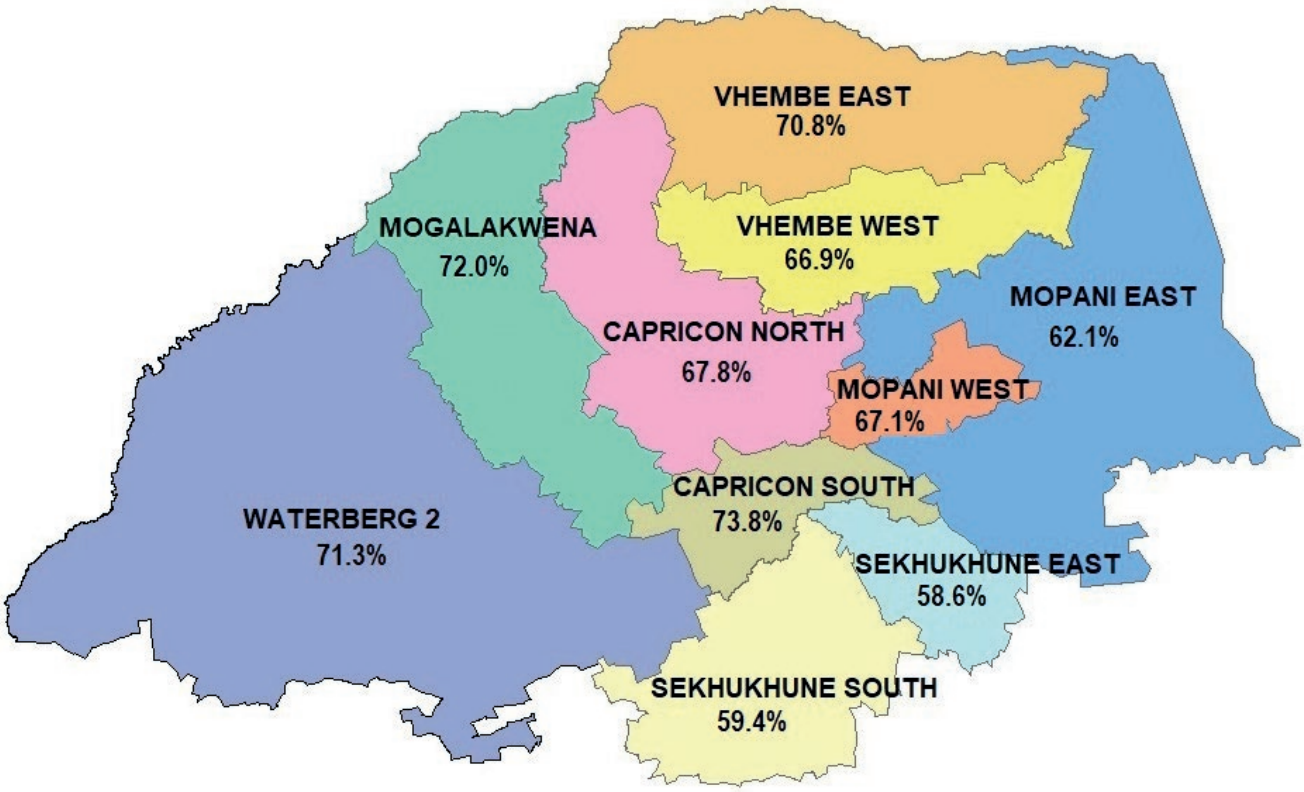
VHEMBE EAST
70.8%
MOGALAKWENA
72.0%
VHEMBE WEST
66.9%
MOPANI EAST
62.1%
CAPRICON NORTH
67.8%
MOPANI WEST
67.1%
CAPRICON SOUTH
73.8%
WATERBERG 2
71.3%
SEKHUKHUNE EAST
58.6%
SEKHUKHUNE SOUTH
59.4%

LIMPOPO																	
					2019				2020				2021				
District Name	EMIS No	Centre No	Centre Name	Quintile	Progressed No	Total Wrote	Total Achieved	% Achieved	Progressed No	Total Wrote	Total Achieved	% Achieved	Progressed No	Total Wrote	Total Achieved	% Achieved
CAPRICORN NORTH	920213146	7043208	ALLDAYS COMBINED ACADEMY	2	0	18	16	88.9	1	39	34	87.2	17	51	28	54.9
	920210029	7042403	BATAUNG HIGH	2	0	20	13	65.0	41	57	12	21.1	58	89	25	28.1
	922250072	7042101	BK MATLALA COMMERCIAL HIGH	2	3	52	30	57.7	0	81	47	58.0	8	82	46	56.1
	922210043	7042501	BODIELA SECONDARY	1	13	14	8	57.1	1	14	10	71.4	3	33	16	48.5
	922220057	7041202	BOETSE SECONDARY	3	0	120	103	85.8	51	173	128	74.0	18	141	116	82.3
	922250096	7041504	BOSAKGO SECONDARY	2	0	17	10	58.8	1	43	12	27.9	14	33	20	60.6
	922251594	7041505	BOTSHOLLA SECONDARY	1	0	46	25	54.3	0	46	17	37.0	5	65	37	56.9
	922220095	7041403	BOTSIKANA SECONDARY	2	0	15	5	33.3	7	33	13	39.4	6	55	23	41.8
	922250126	7041508	CHECHEMA SECONDARY	2	0	29	23	79.3	0	55	35	63.6	14	91	55	60.4
	922250133	7041509	CHIKA SENIOR SECONDARY	2	1	70	53	75.7	6	61	52	85.2	11	76	70	92.1
	992201201	7042407	DENDRON SECONDARY	3	0	177	172	97.2	3	216	213	98.6	10	206	194	94.2
	920210128	7043401	DIKOLOI SECONDARY	1	6	43	34	79.1	11	30	14	46.7	9	64	49	76.6
	904210159	7043303	DITHEBELE SECONDARY	2	0	20	17	85.0	23	37	29	78.4	11	38	27	71.1
	922220163	7041406	DR MJ MADIBA SECONDARY	3	0	18	14	77.8	20	32	15	46.9	17	45	29	64.4
	919341114	7044201	FEDILE HIGH	2	0	26	21	80.8	0	98	65	66.3	51	100	77	77.0
	920210173	7042405	GEORGE TLADI TECHNICAL HIGH	2	27	90	63	70.0	57	109	59	54.1	31	137	119	86.9
	906250195	7042102	HARRY OPPENHEIMER SECONDARY	3	0	78	77	98.7	0	119	99	83.2	8	122	106	86.9
	920210197	7042581	HELENE FRANZ SECONDARY	99	0	9	5	55.6	0	7	7	100.0	3	21	13	61.9
	922250201	7042103	IPOPENG SECONDARY	2	16	61	52	85.2	1	64	56	87.5	0	75	66	88.0
	922220279	7041103	JH MOLOTO SECONDARY	2	15	51	39	76.5	17	40	25	62.5	6	76	48	63.2
	922250218	7041303	KABELA SECONDARY	2	0	45	42	93.3	0	61	60	98.4	11	120	98	81.7
	922250225	7041506	KARABI SECONDARY	1	0	50	31	62.0	0	44	25	56.8	12	53	37	69.8
	922250232	7041501	KEDISHI SECONDARY	2	3	10	7	70.0	2	15	8	53.3	13	24	17	70.8
	920212384	7043514	KETUDI HIGH	1	1	19	12	63.2	3	26	20	76.9	3	36	23	63.9
	922220330	7041207	KGABO SECONDARY	3	0	50	38	76.0	8	64	53	82.8	0	63	48	76.2
	922220934	7041101	KGAKOA (MOGAKOA) SECONDARY	2	0	217	181	83.4	43	202	160	79.2	26	251	206	82.1
	920210258	7043108	KGALUSHI SECONDARY	1	0	48	17	35.4	0	23	17	73.9	10	46	19	41.3
	919340678	7044202	KGARAHARA HIGH	2	0	32	13	40.6	11	28	16	57.1	11	38	20	52.6
	922250249	7042104	KGOKE SECONDARY	2	0	24	17	70.8	0	18	18	100.0	1	54	43	79.6
	922210302	7042502	KGOKONYANE SECONDARY	1	0	19	15	78.9	7	18	9	50.0	4	16	13	81.3
	920210319	7043110	KGOKWANA SECONDARY	1	0	29	25	86.2	1	43	23	53.5	6	43	29	67.4
	922220354	7041404	KGOLOKGOTLHA LEDWABA SECONDARY	3	0	24	10	41.7	12	37	28	75.7	7	30	23	76.7
	920210326	7042401	KGOLOUTHWANA SECONDARY	2	0	32	27	84.4	44	81	35	43.2	3	156	78	50.0
	920210333	7043407	KGOPUDI SECONDARY	1	3	89	42	47.2	12	64	28	43.8	36	85	41	48.2
	922250287	7041510	KHWINANA SECONDARY	1	0	23	15	65.2	13	35	19	54.3	5	26	16	61.5
	920210388	7043101	KOLA LEBOHO SECONDARY	1									4	17	7	41.2
	920210418	7042404	LEHAIWA SENIOR SECONDARY	2	0	13	5	38.5	14	25	14	56.0	33	59	19	32.2
	919340685	7044203	LETHEBA SECONDARY	2	0	52	25	48.1	0	39	27	69.2	16	71	39	54.9

LIMPOPO																	
District Name	EMIS No	Centre No	Centre Name	Quintile	2019				2020				2021			
					Progressed No	Total Wrote	Total Achieved	% Achieved	Progressed No	Total Wrote	Total Achieved	% Achieved	Progressed No	Total Wrote	Total Achieved	% Achieved
CAPRICORN NORTH	920210456	7043103	MABEA SENIOR SECONDARY	2	46	32	31	96.9	0	44	31	70.5	3	79	48	60.8
	920210494	7043204	MABOTHA SECONDARY	2	0	19	16	84.2	0	24	21	87.5	1	44	24	54.5
	922210524	7042503	MADIKWENG SENIOR SECONDARY	2	2	41	28	68.3	4	36	32	88.9	9	40	34	85.0
	920210531	7043206	MAHADIKANA SECONDARY	2	0	13	11	84.6	9	26	9	34.6	12	30	23	76.7
	922250478	7041304	MAHLABELA SECONDARY	2	0	50	28	56.0	12	64	37	57.8	18	58	43	74.1
	920210548	7043402	MAHLASE SENIOR SECONDARY	1	21	60	46	76.7	27	84	46	54.8	24	104	52	50.0
	922250492	7042105	MAHOAI HIGH	2	1	94	85	90.4	9	100	89	89.0	2	139	122	87.8
	919340661	7044204	MAKGATO HIGH	2	0	53	14	26.4	0	58	11	19.0	12	35	23	65.7
	992202501	7041502	MAKGETHA SECONDARY	2	0	39	18	46.2	5	37	13	35.1	6	48	22	45.8
	920210630	7043403	MALEBOHO SENIOR SECONDARY	1	0	48	33	68.8	0	119	38	31.9	13	90	56	62.2
	920210661	7043302	MALUSI SECONDARY	2	35	52	39	75.0	26	65	44	67.7	17	118	63	53.4
	920210708	7043501	MAMMOKA SECONDARY	1	37	118	72	61.0	64	139	69	49.6	51	117	66	56.4
	992205102	7041108	MAMOCHOKO SECONDARY SCHOOL	1	0	17	10	58.8	4	26	23	88.5	1	23	21	91.3
	920210715	7043105	MAMODUWANE SECONDARY	2	1	5	4	80.0	5	11	8	72.7	7	20	11	55.0
	919340371	7044101	MAMOKUTUPI SECONDARY	2	0	23	14	60.9	0	27	11	40.7	4	33	20	60.6
	922220613	7041105	MAMOLEMANE SECONDARY	2	8	63	50	79.4	16	91	70	76.9	5	70	59	84.3
	920210784	7043309	MANKGAKGATLA SENIOR SECONDARY	2	0	22	16	72.7	0	32	30	93.8	6	43	36	83.7
	920210791	7043404	MANOE SECONDARY	1	0	73	59	80.8	0	93	73	78.5	12	150	126	84.0
	922250553	7042106	MAOWANENG SECONDARY	2	0	30	11	36.7	0	7	6	85.7	3	15	11	73.3
	904210821	7043304	MAPHUTHA SECONDARY	2	0	48	22	45.8	0	72	34	47.2	34	78	36	46.2
	920210845	7043305	MARUMOFASE COMMUNITY HIGH	2	1	93	48	51.6	0	83	59	71.1	11	78	56	71.8
	919340388	7044102	MASEDI SECONDARY	3	0	36	33	91.7	1	42	32	76.2	3	39	37	94.9
	922220699	7041204	MASEROLE SECONDARY	2	5	119	87	73.1	11	134	95	70.9	3	144	115	79.9
	919340395	7044103	MASHAHA SECONDARY	2	0	30	19	63.3	0	33	18	54.5	0	25	22	88.0
	922250577	7041305	MASHIANE HIGH	2	0	23	7	30.4	9	24	13	54.2	3	10	8	80.0
	920210890	7043205	MASOKA SECONDARY	2	16	17	14	82.4	4	6	2	33.3	6	23	10	43.5
	922220736	7041102	MATHABATHA SECONDARY	2	0	23	17	73.9	3	16	16	100.0	1	27	26	96.3
	992201304	7042509	MATHEW PHOSA SECONDARY SCHOOL	2	7	47	41	87.2	11	89	60	67.4	16	154	103	66.9
	920210913	7043201	MATHIPA MAKGATO SECONDARY	1	1	46	24	52.2	53	82	31	37.8	36	108	30	27.8
	920210951	7043111	MATSUOKWANE SECONDARY	1	0	36	34	94.4	1	33	29	87.9	6	46	38	82.6
	920210968	7043306	MATSWAKE SECONDARY	1	1	39	29	74.4	0	70	27	38.6	30	101	47	46.5
	922220842	7041203	MMAKGABO SENIOR SECONDARY	2	0	72	30	41.7	12	80	61	76.3	2	56	48	85.7
	920211015	7042504	MMALOTLO SENIOR SECONDARY	1	0	17	12	70.6	8	17	9	52.9	0	20	15	75.0
	922251785	7042209	MMAMEHLABE SENIOR SECONDARY	2	0	47	22	46.8	1	59	31	52.5	3	42	37	88.1

LIMPOPO																	
District Name	EMIS No	Centre No	Centre Name	Quintile	2019				2020				2021			
					Progressed No	Total Wrote	Total Achieved	% Achieved	Progressed No	Total Wrote	Total Achieved	% Achieved	Progressed No	Total Wrote	Total Achieved	% Achieved
CAPRICORN NORTH	922250645	7042301	MMAMOLOPE SENIOR SECONDARY	2	0	53	47	88.7	31	67	49	73.1	21	74	64	86.5
	922251792	7042207	MMANKOGAEDUPE SECONDARY	2	8	13	11	84.6	6	23	20	87.0	4	20	19	95.0
	920210814	7043107	MMANTSHAKO SECONDARY	1	0	16	7	43.8	10	36	19	52.8	24	63	26	41.3
	920211046	7043104	MMATSELA HIGH	2	17	20	15	75.0	6	25	13	52.0	23	45	20	44.4
	904220910	7041401	MMATSHIPI SENIOR SECONDARY	2	0	40	26	65.0	2	26	23	88.5	7	56	53	94.6
	922250676	7041503	MOCHEDI HIGH	2	22	85	63	74.1	0	48	16	33.3	35	96	37	38.5
	922211077	7042410	MODUMELA SECONDARY	2	7	17	7	41.2	3	23	14	60.9	7	30	17	56.7
	922250690	7041507	MODUMO SECONDARY	2	0	30	7	23.3	0	56	17	30.4	4	66	11	16.7
	920211107	7043512	MOHLAKENG COMBINED SCHOOL	1	1	16	15	93.8	10	26	19	73.1	3	16	13	81.3
	919340418	7044104	MOKOMENE HIGH	3	1	32	27	84.4	19	51	26	51.0	34	80	39	48.8
	920212377	7043504	MOLOKO SENIOR SECONDARY	1	12	8	5	62.5	1	24	15	62.5	0	24	14	58.3
	922222466	7041208	MONYONG SECONDARY	3	4	45	39	86.7	0	65	56	86.2	6	121	95	78.5
	992207100	7044106	MOREBENG HIGH SCHOOL	1	0	49	36	73.5	0	65	49	75.4	39	78	60	76.9
	922250584	7041306	MOSHIDI SECONDARY	2	0	27	19	70.4	3	32	28	87.5	6	44	38	86.4
	920211190	7043109	MOSHOKOA SECONDARY	1	0	45	38	84.4	0	70	37	52.9	31	91	58	63.7
	922221015	7041104	MOSHUBABA SECONDARY	2	0	118	85	72.0	14	80	44	55.0	20	77	50	64.9
	922250751	7042307	MOSONYA SECONDARY	2	5	20	16	80.0	7	24	22	91.7	6	24	22	91.7
	919340333	7044206	MOTLALAOHLE SECONDARY	2	57	180	101	56.1	32	177	117	66.1	27	171	111	64.9
	922252017	7042205	MOTLISHI SECONDARY	2	0	55	29	52.7	14	41	26	63.4	22	42	23	54.8
	920211206	7042505	MPATAPATA SECONDARY	2	0	15	12	80.0	6	21	17	81.0	8	25	18	72.0
	920211220	7043509	MPHELA SECONDARY	1	17	31	10	32.3	15	30	17	56.7	8	39	25	64.1
	920211237	7043106	MPHENGWA SECONDARY	1	9	39	33	84.6	21	44	32	72.7	23	64	46	71.9
	992205203	7041205	MPHETHANTSHA HIGH	2	0	56	29	51.8	5	34	17	50.0	3	32	24	75.0
	920211268	7043502	MY DARLING SENIOR SECONDARY	1	5	43	17	39.5	1	55	40	72.7	3	43	30	69.8
	920211275	7043202	NAKEDI SECONDARY	1	8	22	8	36.4	18	46	15	32.6	16	43	31	72.1
	922221142	7041107	NARE SENIOR SECONDARY	2	0	100	86	86.0	40	95	74	77.9	23	136	115	84.6
	922251754	7042211	NCHELELENG SENIOR SECONDARY	2	0	30	5	16.7	0	27	12	44.4	3	24	11	45.8
	922250805	7042107	NGAKANA SECONDARY	2	0	31	25	80.6	0	35	24	68.6	1	58	33	56.9
	920212476	7043207	NGWAKWANA SECONDARY	2	0	16	8	50.0	0	17	14	82.4	12	31	21	67.7
	922251815	7042210	NGWANALLELA HIGH	1	0	30	22	73.3	11	45	30	66.7	7	32	18	56.3
	922251761	7042204	NKGOPOLENG BAKONE SECONDARY	2	0	134	130	97.0	0	122	115	94.3	7	124	117	94.4
	905341183	7044105	NTHABISENG SECONDARY	3	0	11	8	72.7	0	28	15	53.6	12	46	33	71.7
	920211329	7043102	NTSOSE SECONDARY	1	8	19	8	42.1	7	33	19	57.6	9	35	14	40.0
	920211350	7042506	PHAGAMANG SENIOR SECONDARY	2	0	90	79	87.8	11	76	61	80.3	1	81	71	87.7
	920211367	7042402	PHALA SECONDARY	2	1	68	40	58.8	38	74	36	48.6	21	91	64	70.3
	922222510	7041206	PHALATLOU SECONDARY	2	0	14	13	92.9	1	11	11	100.0	2	18	16	88.9
	922250928	7042108	PHUTI SEOPA SECONDARY	2	0	16	13	81.3	0	14	6	42.9	3	18	12	66.7

LIMPOPO																	
District Name	EMIS No	Centre No	Centre Name	Quintile	2019				2020				2021			
					Progressed No	Total Wrote	Total Achieved	% Achieved	Progressed No	Total Wrote	Total Achieved	% Achieved	Progressed No	Total Wrote	Total Achieved	% Achieved
CAPRICORN NORTH	920211428	7043408	RADIKGOBETHE SECONDARY	1	0	34	28	82.4	2	40	30	75.0	5	66	58	87.9
	920211435	7043405	RADIRA SECONDARY	1	21	29	24	82.8	14	46	20	43.5	10	54	40	74.1
	992201602	7043515	RAKGARI HIGH SCHOOL	1	6	13	4	30.8	0	5	1	20.0	4	13	8	61.5
	904211442	7043301	RALEKWALANA SECONDARY	2	0	36	30	83.3	45	69	48	69.6	27	104	61	58.7
	920211473	7043310	RAMATEMA SECONDARY	2	0	16	15	93.8	20	33	20	60.6	18	46	29	63.0
	920211497	7043510	RAMOHLAKANA SECONDARY	1	7	32	26	81.3	3	34	27	79.4	6	47	33	70.2
	920211510	7042507	RAMOTSHABI SECONDARY	2	0	34	7	20.6	0	24	11	45.8	4	9	6	66.7
	919340340	7044207	RAMPO HIGH	2	5	32	25	78.1	16	30	16	53.3	10	30	21	70.0
	920211534	7043507	RAPETSWA SECONDARY	1	7	11	8	72.7	1	13	10	76.9	1	17	14	82.4
	920211541	7043308	RAPHATLHA SECONDARY	1	0	39	13	33.3	0	35	6	17.1	8	35	16	45.7
	920213168	7043412	RASEKGALA SECONDARY	1	0	18	7	38.9	6	12	4	33.3	2	33	18	54.5
	919341152	7044208	RASEMA SECONDARY	2	0	28	19	67.9	11	36	16	44.4	15	56	37	66.1
	920211626	7042508	SCHOONGEZICHT HIGH	2	2	39	31	79.5	7	37	24	64.9	3	42	34	81.0
	919340357	7044108	SEALE SECONDARY	3	0	19	17	89.5	0	65	31	47.7	44	106	68	64.2
	919340432	7044107	SEFOLOKO SECONDARY	3	0	106	76	71.7	7	150	100	66.7	48	197	151	76.6
	920211664	7043508	SEIKGONI SECONDARY	1	9	25	9	36.0	7	19	16	84.2	10	16	5	31.3
	920211671	7043406	SEIPHI SECONDARY	1	3	14	12	85.7	0	28	23	82.1	1	39	33	84.6
	922221470	7041410	SEIPONE SECONDARY	2	5	25	13	52.0	6	13	12	92.3	14	66	37	56.1
	920211688	7043410	SEKELEKA SENIOR SECONDARY	2	0	37	19	51.4	4	49	26	53.1	20	76	31	40.8
	922211718	7042411	SEKURUWE COMBINED	2	0	42	35	83.3	8	37	30	81.1	13	48	34	70.8
	922251099	7042208	SELAMODI SENIOR SECONDARY	2	1	48	39	81.3	4	51	39	76.5	13	87	63	72.4
	922251112	7042109	SEMANENG SECONDARY	2	0	24	18	75.0	0	29	22	75.9	3	67	37	55.2
	922251143	7041311	SEOKENG SECONDARY	2	0	31	23	74.2	13	48	37	77.1	12	66	48	72.7
	922211794	7042408	SERIPA SECONDARY	2	0	52	30	57.7	2	53	17	32.1	13	58	40	69.0
	922221500	7041201	SESHEGO HIGH	3	51	76	65	85.5	64	168	102	60.7	29	167	131	78.4
	922211848	7042409	SHAKOLENG SECONDARY	2	5	54	23	42.6	13	56	28	50.0	9	58	44	75.9
	919341169	7044209	ST BRENDAN`S CATHOLIC SECONDARY	4	0	134	119	88.8	0	98	85	86.7	3	102	99	97.1
	920211862	7043311	TEMA SECONDARY	2	34	46	34	73.9	19	46	28	60.9	10	68	42	61.8
	920332271	7043203	THOKAMPE SECONDARY	2	6	57	31	54.4	28	75	52	69.3	28	166	52	31.3
	919340609	7044210	TIDIMA HIGH	2	0	81	57	70.4	35	120	76	63.3	10	147	91	61.9
	922221586	7041405	TLAKALE MASHASHANE SECONDARY	3	0	114	99	86.8	32	122	100	82.0	43	187	163	87.2
	922251174	7042110	TLOU SECONDARY	2	0	34	14	41.2	2	26	12	46.2	0	33	13	39.4
	920211909	7043505	TLOU-MATOME SECONDARY	1	11	39	19	48.7	13	37	15	40.5	6	29	23	79.3
	920211916	7043411	TSHENYANE SECONDARY	1	11	16	11	68.8	10	16	9	56.3	9	26	11	42.3
	922251808	7042212	TSHUKUTSWE HIGH	2	0	34	17	50.0	0	28	18	64.3	10	60	30	50.0
	920211930	7043506	TUMAKGOLE SENIOR	1	17	18	13	72.2	1	26	19	73.1	9	33	24	72.7
	920211947	7042406	VP MANTHATA SENIOR SECONDARY	2	0	77	50	64.9	38	99	47	47.5	32	119	56	47.1

LIMPOPO																	
District Name	EMIS No	Centre No	Centre Name	Quintile	2019				2020				2021			
					Progressed No	Total Wrote	Total Achieved	% Achieved	Progressed No	Total Wrote	Total Achieved	% Achieved	Progressed No	Total Wrote	Total Achieved	% Achieved
CAPRICORN SOUTH	923240037	7033402	BAPHUTHENG SECONDARY	3	9	63	19	30.2	0	48	39	81.3	8	63	49	77.8
	923245536	7033310	BJATLADI HIGH	2	4	45	30	66.7	0	43	35	81.4	6	91	62	68.1
	923260048	7032102	BOIKHUTSONG SENIOR SECONDARY	1	16	24	21	87.5	3	30	18	60.0	1	47	30	63.8
	922220071	7034113	BOKAMOSO SENIOR SECONDARY	3	0	90	74	82.2	20	143	132	92.3	5	164	128	78.0
	923240051	7033412	BOSHEGO HIGH	3	16	69	50	72.5	8	57	39	68.4	2	53	38	71.7
	904220101	7034104	CAPRICORN HIGH	5	0	250	215	86.0	0	274	241	88.0	0	294	256	87.1
	923240075	7033112	CHAKGA SECONDARY	2	20	25	22	88.0	1	17	13	76.5	4	21	16	76.2
	921230023	7031302	CHITA KEKANA SENIOR SECONDARY	2	28	102	53	52.0	14	57	33	57.9	32	156	75	48.1
	923260093	7032305	CHUEUE KGOLO SECONDARY	2	16	66	42	63.6	10	75	53	70.7	6	63	50	79.4
	923260109	7032201	DEREK KOBE SENIOR SECONDARY	3	53	216	166	76.9	76	245	167	68.2	38	246	198	80.5
	923260123	7032403	DIKOBE MOLABA SECONDARY	2	31	53	13	24.5	13	33	14	42.4	8	28	16	57.1
	923260130	7032301	DINAO SECONDARY	2	27	57	35	61.4	6	67	52	77.6	3	94	47	50.0
	923242217	7033303	DITLALEMESO SECONDARY	3	0	127	105	82.7	55	135	89	65.9	57	263	203	77.2
	923260154	7032106	DITSEPU SECONDARY	2	11	36	29	80.6	2	51	47	92.2	13	90	65	72.2
	923240136	7033209	DOASHO HIGH	2	10	57	38	66.7	33	73	42	57.5	17	124	77	62.1
	922220156	7034204	DR AMS MAKUNYANE SECONDARY	3	21	60	55	91.7	18	96	76	79.2	26	78	58	74.4
	904223389	7034105	FLORAPARK COMPREHENSIVE HIGH SCHOOL	4	22	152	136	89.5	29	162	124	76.5	3	181	171	94.5
	992203502	7033312	FRANS MOHLALA SECONDARY SCHOOL	3	0	65	42	64.6	0	76	39	51.3	20	110	83	75.5
	922220187	7034301	GEORGE MORAGULA SECONDARY	3	4	36	24	66.7	6	36	29	80.6	0	78	57	73.1
	923240143	7033506	GERSON NTJIE SECONDARY	2	13	81	71	87.7	0	125	112	89.6	0	158	133	84.2
	904223446	7034193	HAPPY DAY COMBINED SCHOOL	99	0	12	10	83.3	0	14	12	85.7	0	16	11	68.8
	904220217	7034108	HOER LANDBOUSKOOL KUSCHKE	5	0	78	69	88.5	0	78	75	96.2	0	77	71	92.2
	904220224	7034102	HOERSKOOL NOORDERLAND	5	5	154	152	98.7	6	162	158	97.5	0	190	185	97.4
	904220231	7034101	HOERSKOOL PIETERSBURG	5	0	206	202	98.1	0	221	219	99.1	0	241	238	98.8
	923240150	7033301	HWITI HIGH	3	0	58	47	81.0	17	83	39	47.0	37	115	86	74.8
	922220262	7034309	JAWEJAWE LEDWABA SECONDARY	3	18	58	33	56.9	33	82	42	51.2	19	47	23	48.9
	923260239	7032401	JK TABANE SECONDARY	1	19	54	33	61.1	14	74	39	52.7	32	112	54	48.2
	922222657	7034304	JONAS MANTJIU SECONDARY	3	6	18	14	77.8	8	19	17	89.5	11	23	12	52.2
	992205506	7034109	KABELO COMBINED SCHOOL	3	3	57	36	63.2	1	81	50	61.7	8	123	70	56.9
	923260246	7032506	KGADIMO SECONDARY	1	8	31	14	45.2	8	33	20	60.6	11	34	18	52.9
	923260260	7032405	KGAGATLOU SECONDARY	2	16	263	126	47.9	41	233	131	56.2	50	245	154	62.9
	921230092	7031205	KGAKALA SECONDARY	1	25	28	27	96.4	10	46	34	73.9	17	61	41	67.2
	923260277	7032507	KGALEMA SENIOR SECONDARY	1	1	42	31	73.8	10	50	37	74.0	7	105	71	67.6

LIMPOPO																	
District Name	EMIS No	Centre No	Centre Name	Quintile	2019				2020				2021			
					Progressed No	Total Wrote	Total Achieved	% Achieved	Progressed No	Total Wrote	Total Achieved	% Achieved	Progressed No	Total Wrote	Total Achieved	% Achieved
CAPRICORN SOUTH	923260307	7032307	KGWADIAMOLEKE SECONDARY	2	0	23	11	47.8	2	11	6	54.5	3	18	11	61.1
	923260345	7032408	KGWARATLOU HIGH	1	12	48	41	85.4	20	81	38	46.9	18	110	70	63.6
	922220378	7034201	KHAISO HIGH	3	54	100	97	97.0	40	133	124	93.2	12	104	99	95.2
	923240211	7033512	KLAAS MOTHAPO SECONDARY SCHOOL	3									20	185	153	82.7
	923260321	7032205	KOPANO SECONDARY	3	0	123	51	41.5	34	157	67	42.7	18	158	65	41.1
	923260376	7032207	LEBOWAKGOMO SENIOR SECONDARY	2	0	23	12	52.2	6	41	20	48.8	8	36	16	44.4
	923260308	7032303	LEHLAGA SECONDARY	1	3	74	46	62.2	11	75	44	58.7	10	110	79	71.8
	923240266	7033408	LEKOTA SENIOR SECONDARY	3	24	31	28	90.3	23	62	43	69.4	27	80	61	76.3
	923242422	7033403	LERULENG SECONDARY	3	13	36	28	77.8	0	36	22	61.1	9	87	65	74.7
	923260432	7032103	LESHIKISHIKI HIGH	2	21	33	23	69.7	0	39	26	66.7	4	77	59	76.6
	992205604	7034111	LUTHULI PARK SCHOOL	3	0	17	13	76.5	15	34	29	85.3	14	46	29	63.0
	904241092	7033206	MACHAKA ROBERT MAMABOLO SECONDARY	2	17	31	19	61.3	17	34	19	55.9	21	45	24	53.3
	921230146	7031304	MACK SEMEKA SENIOR SECONDARY	2	0	48	42	87.5	27	94	48	51.1	29	117	51	43.6
	921230849	7031206	MADIBO SECONDARY	1	19	36	23	63.9	11	38	23	60.5	1	65	50	76.9
	923240310	7033509	MADIPOANE SECONDARY	2	48	27	24	88.9	0	34	23	67.6	26	89	65	73.0
	923240327	7033401	MAFOLOFOLO HIGH	3	31	97	67	69.1	48	146	92	63.0	19	127	83	65.4
	921230177	7031204	MAFSIAKGOMO SECONDARY	1	18	39	13	33.3	9	32	15	46.9	18	55	30	54.5
	923242484	7033110	MAGAEDISHA HIGH	2	21	49	35	71.4	27	68	41	60.3	10	50	43	86.0
	923240358	7033409	MAGOGO SECONDARY	3	6	27	9	33.3	6	21	9	42.9	10	31	20	64.5
	923260529	7032107	MAHLOGEDI SECONDARY	2	30	36	36	100.0	0	47	38	80.9	0	64	61	95.3
	923260536	7032108	MAHWIBITSWANE SECONDARY	2	43	83	70	84.3	0	61	53	86.9	2	120	78	65.0
	923245492	7033103	MAISHA HIGH	2	15	6	5	83.3	3	11	7	63.6	1	6	6	100.0
	923240433	7033507	MAKGOBAKETSE SECONDARY	3	11	15	13	86.7	0	18	12	66.7	4	43	32	74.4
	922220552	7034206	MAKGOFE HIGH	3	33	103	93	90.3	25	108	89	82.4	35	144	127	88.2
	923240457	7033309	MAKGOKA HIGH	3	82	182	130	71.4	64	232	167	72.0	52	217	163	75.1
	923240464	7033307	MAKGONGOANA HIGH	3	0	51	45	88.2	30	73	55	75.3	10	151	129	85.4
	921230207	7031101	MAKGWADING SECONDARY	1	17	42	16	38.1	0	39	26	66.7	13	63	31	49.2
	904242347	7033210	MAKOME SECONDARY	2	23	20	19	95.0	6	20	20	100.0	6	41	27	65.9
	923240501	7033511	MALATSWA HIGH	2	34	18	16	88.9	0	6	4	66.7	0	21	19	90.5
	923240549	7033305	MAMABUDUSHA HIGH	3	79	103	78	75.7	37	96	58	60.4	65	142	95	66.9
	923260611	7031110	MAMAGOGO HIGH	1	31	26	18	69.2	11	27	13	48.1	2	18	13	72.2
	923240563	7033109	MAMODIKELENG SECONDARY	2	9	33	17	51.5	9	41	12	29.3	7	35	17	48.6
	904240600	7033407	MAMPHOKU SECONDARY	3	8	47	38	80.9	4	58	52	89.7	5	59	52	88.1
	921230238	7031105	MAMPOTJANE SECONDARY	1	9	62	31	50.0	1	51	36	70.6	6	79	61	77.2
	921230252	7031102	MANKHOLE SECONDARY	1	1	32	26	81.3	0	34	29	85.3	6	33	21	63.6
	923240648	7033204	MANKOENG HIGH	2	3	28	22	78.6	7	31	18	58.1	4	34	28	82.4
	923240655	7033102	MANOSHI SENIOR SECONDARY	2	9	42	39	92.9	4	23	20	87.0	24	63	55	87.3
	923240686	7033501	MAPELOANA SECONDARY	3	36	34	29	85.3	0	48	43	89.6	5	96	67	69.8

LIMPOPO																	
					2019				2020				2021				
District Name	EMIS No	Centre No	Centre Name	Quintile	Progressed No	Total Wrote	Total Achieved	% Achieved	Progressed No	Total Wrote	Total Achieved	% Achieved	Progressed No	Total Wrote	Total Achieved	% Achieved
CAPRICORN SOUTH	921230283	7031309	MAROBA SECONDARY	2	0	31	24	77.4	20	41	26	63.4	17	62	49	79.0
	923240747	7033308	MAROBATHOTHA HIGH	3	0	186	136	73.1	3	235	168	71.5	59	381	247	64.8
	922220675	7034114	MASEDIBU SECONDARY	3	0	73	57	78.1	0	48	43	89.6	2	88	77	87.5
	923260703	7032502	MASHIANYANE HIGH	1	16	42	24	57.1	20	68	27	39.7	17	68	37	54.4
	923240785	7033508	MASOBE SECONDARY	3	14	25	25	100.0	8	17	16	94.1	2	39	38	97.4
	923260741	7032206	MATHOMOMAYO SENIOR SECONDARY	3	14	22	22	100.0	11	27	25	92.6	7	49	45	91.8
	923240792	7033203	MATHUKANA SECONDARY	2	7	19	16	84.2	10	27	21	77.8	6	54	35	64.8
	923260758	7032407	MATIME SECONDARY	2	25	12	8	66.7	16	16	8	50.0	11	27	19	70.4
	921230306	7031308	MATLADI PROJECT HIGH	2	0	55	54	98.2	56	120	97	80.8	14	113	94	83.2
	923260765	7032501	MATSIMELA HIGH	1	21	44	34	77.3	11	37	34	91.9	3	60	52	86.7
	922220804	7034202	ME MAKGATO SECONDARY	3	19	89	39	43.8	16	101	69	68.3	7	92	66	71.7
	904223424	7034110	MILLENNIUM COLLEGE	3	6	90	73	81.1	22	130	93	71.5	0	123	71	57.7
	992206301	7031301	MMABOLEPU SECONDARY	2	41	36	33	91.7	22	59	27	45.8	16	80	51	63.8
	922220866	7034310	MMAMARAMA SECONDARY	3	22	37	28	75.7	10	31	19	61.3	14	45	35	77.8
	922220873	7034311	MMANARE SECONDARY	3	12	53	38	71.7	0	71	53	74.6	3	72	38	52.8
	923240822	7033105	MMAPADI SECONDARY	2	11	30	19	63.3	10	37	21	56.8	9	54	25	46.3
	922220880	7034306	MMAPHUTI SECONDARY	3	8	70	43	61.4	4	51	30	58.8	9	83	53	63.9
	923260796	7032503	MOGAPUTJI HIGH	1	29	41	23	56.1	25	62	38	61.3	23	66	44	66.7
	925220941	7034112	MOHLAKANENG HIGH	3	0	64	45	70.3	31	96	82	85.4	18	78	63	80.8
	922222503	7034208	MOHLAPETSE SECONDARY	3	29	97	79	81.4	2	107	85	79.4	6	140	120	85.7
	921230375	7031307	MOHLOPHENG SECONDARY	2	0	31	21	67.7	6	38	15	39.5	9	47	26	55.3
	923240907	7033101	MOKWATEDI SECONDARY	2	9	46	44	95.7	6	47	44	93.6	7	69	61	88.4
	922222473	7034205	MOLAUTSI SECONDARY	3	40	59	46	78.0	43	83	49	59.0	16	96	55	57.3
	923240945	7033406	MOLOISI HIGH	3	7	42	29	69.0	18	81	39	48.1	23	74	56	75.7
	921230429	7031106	MOREMOTSE SENIOR SECONDARY	1	7	13	9	69.2	1	4	3	75.0	0	20	5	25.0
	921230436	7031203	MOROPA SECONDARY	2	12	29	20	69.0	6	33	20	60.6	5	42	41	97.6
	992205514	7034115	MORULENG SECONDARY	3	1	42	23	54.8	8	47	39	83.0	1	73	54	74.0
	923240983	7033410	MORUTWA SECONDARY	3	19	31	22	71.0	8	35	24	68.6	8	46	25	54.3
	923260918	7032203	MOSEPEDI SECONDARY	3	8	67	58	86.6	19	100	80	80.0	26	124	108	87.1
	923241023	7033504	MOTHIMAKO SECONDARY	3	46	40	34	85.0	3	63	47	74.6	2	76	54	71.1
	904221067	7034303	MOTSE MARIA SECONDARY	4	9	93	86	92.5	12	111	84	75.7	2	121	90	74.4
	923241054	7033302	MOUNTAINVIEW SENIOR SECONDARY	3	0	174	123	70.7	1	175	137	78.3	16	203	151	74.4
	923241061	7033311	MP MAMABOLO SECONDARY	2	0	36	13	36.1	0	41	26	63.4	2	36	19	52.8
	923260949	7032209	MPHACHUE SECONDARY	1	13	53	27	50.9	0	66	28	42.4	32	77	39	50.6
	922221098	7034302	MPHATLALATSANE SECONDARY	3	5	11	4	36.4	14	35	8	22.9	7	25	10	40.0
	923241078	7033201	MPHETSEBE SECONDARY	3	45	121	86	71.1	25	115	60	52.2	45	169	98	58.0
	921230924	7031107	MPOTLA SENIOR SECONDARY	1	0	5	4	80.0	0	0	0		4	14	6	42.9
	922223261	7034194	MYNGENOEGEN ENGLISH PRIVATE SCHOOL	99	2	22	14	63.6	2	21	19	90.5	3	24	23	95.8
	923260970	7032101	NGOATOTLOU SECONDARY	2	11	10	10	100.0	12	20	16	80.0	0	16	14	87.5

LIMPOPO																	
District Name	EMIS No	Centre No	Centre Name	Quintile	2019				2020				2021			
					Progressed No	Total Wrote	Total Achieved	% Achieved	Progressed No	Total Wrote	Total Achieved	% Achieved	Progressed No	Total Wrote	Total Achieved	% Achieved
CAPRICORN SOUTH	923260987	7032504	NGWAMOREI SECONDARY	1	11	14	6	42.9	8	22	12	54.5	6	21	7	33.3
	923260994	7032402	NGWANA MOHUBE SECONDARY	3	0	79	60	75.9	16	77	57	74.0	12	91	71	78.0
	921230504	7031311	NGWANABAHLALERWA SECONDARY	2	7	20	20	100.0	4	24	24	100.0	3	33	31	93.9
	923241108	7033502	NGWANALAKA SECONDARY	3	23	29	23	79.3	5	28	20	71.4	1	39	20	51.3
	923241115	7033111	NGWANASEALA SECONDARY	2	9	33	29	87.9	1	32	24	75.0	3	29	24	82.8
	923241122	7033202	NKOSHILO HIGH	2	50	62	51	82.3	21	96	62	64.6	8	125	84	67.2
	923261010	7032505	NOKOTLOU SECONDARY	1	30	29	27	93.1	5	41	37	90.2	2	60	43	71.7
	904221304	7034191	NORTHERN ACADEMY SECONDARY	99	41	434	382	88.0	47	442	417	94.3	1	429	377	87.9
	922223503	7034192	NORTHERN MUSLIM SCHOOL	99	0	14	14	100.0	0	16	16	100.0	0	24	24	100.0
	922221227	7034207	OR MABOTJA SECONDARY	3	9	22	14	63.6	0	31	19	61.3	5	23	7	30.4
	904221241	7034305	PAX HIGH	4	6	65	63	96.9	2	75	75	100.0	2	76	71	93.4
	922222497	7034203	PETER NCHABELENG SECONDARY	3	8	26	17	65.4	0	54	27	50.0	1	56	40	71.4
	921230535	7031104	PHALAKGORO MOTHOA SECONDARY	1	19	30	25	83.3	0	28	25	89.3	7	50	44	88.0
	923261041	7031109	PHASOANE HIGH	1	41	8	4	50.0	2	23	14	60.9	5	30	25	83.3
	923261058	7032309	PHAUWE SENIOR SECONDARY	2	29	3	1	33.3	0	19	9	47.4	17	19	7	36.8
	923241153	7033505	PHOMOLONG SENIOR SECONDARY	3	21	21	18	85.7	2	10	7	70.0	26	48	17	35.4
	923261065	7032508	PHOPHEDI HIGH	1	12	13	9	69.2	4	18	7	38.9	8	18	9	50.0
	923261072	7032509	PHOSANE SECONDARY	1	12	33	15	45.5	7	19	13	68.4	6	19	9	47.4
	923241160	7033108	PHUNYAKO HIGH	2	12	77	62	80.5	12	56	48	85.7	9	97	86	88.7
	923261096	7032308	PHUTLO SECONDARY	1	4	25	9	36.0	0	26	7	26.9	4	23	11	47.8
	921230566	7031201	PIET N APHANE HIGH	2	15	25	22	88.0	7	38	35	92.1	6	41	38	92.7
	923261119	7032110	RADIKGOMO SECONDARY	2	14	17	14	82.4	0	23	20	87.0	0	48	36	75.0
	921230580	7031306	RAMABELE SECONDARY	2	0	10	10	100.0	4	11	10	90.9	5	21	18	85.7
	923241214	7033404	RAMABU HIGH	3	16	72	49	68.1	10	46	35	76.1	13	68	52	76.5
	923241221	7033510	RAMAKANYANE SECONDARY	2	6	42	33	78.6	0	18	13	72.2	5	40	29	72.5
	923241245	7033503	RAMATHOPE SENIOR SECONDARY	3	117	110	83	75.5	0	134	82	61.2	19	155	112	72.3
	923241238	7033306	RAMOSHOBOHLE HIGH	2	24	48	36	75.0	0	50	36	72.0	0	101	69	68.3
	923241269	7033405	RANTI SECONDARY	3	6	18	12	66.7	1	15	5	33.3	5	25	14	56.0
	921230634	7031305	REHOLEGILE SECONDARY	2	2	48	34	70.8	22	92	54	58.7	18	55	41	74.5
	923261812	7032306	REKHUTJITJE SECONDARY	2	17	26	14	53.8	16	43	15	34.9	10	46	36	78.3
	992204101	7032291	RUSPLAAS CHRISTIAN MODEL SCHOOL	99	3	66	65	98.5	3	75	75	100.0	5	109	109	100.0
	921230658	7031103	SEBITJA SENIOR SECONDARY	1	26	105	61	58.1	15	63	57	90.5	13	119	89	74.8
	904230665	7031312	SEBOTSI COMBINED SCHOOL	1	6	27	26	96.3	0	19	19	100.0	0	30	28	93.3
	921230672	7031210	SECHICHI HIGH	1	7	17	13	76.5	12	32	27	84.4	9	41	30	73.2
	923261188	7032404	SEDIMOTHOLE SECONDARY	2	8	55	40	72.7	0	68	22	32.4	9	88	48	54.5
	921230689	7031207	SEGAENG SECONDARY	1	11	15	8	53.3	13	24	16	66.7	5	25	21	84.0
	923261881	7032409	SEGOPOTJE SECONDARY	1	19	78	64	82.1	17	69	59	85.5	21	125	99	79.2

LIMPOPO																	
					2019				2020				2021				
District Name	EMIS No	Centre No	Centre Name	Quintile	Progressed No	Total Wrote	Total Achieved	% Achieved	Progressed No	Total Wrote	Total Achieved	% Achieved	Progressed No	Total Wrote	Total Achieved	% Achieved
CAPRICORN SOUTH	923261201	7032109	SEHLOLA HIGH	2	6	20	19	95.0	3	17	11	64.7	2	28	27	96.4
	923261218	7032304	SEKATE SENIOR SECONDARY	2	22	53	29	54.7	0	51	19	37.3	5	61	31	50.8
	922221487	7034307	SEKGOPETJANA SECONDARY	3	13	69	53	76.8	11	60	39	65.0	21	92	63	68.5
	904241368	7033207	SEOLWANA SECONDARY	2	11	21	17	81.0	6	24	17	70.8	12	40	29	72.5
	921230733	7031108	SERUTLE SECONDARY	1	13	12	12	100.0	5	13	11	84.6	0	24	23	95.8
	921230740	7031208	SETHWETHWA SEN SECONDARY	2	9	67	58	86.6	7	74	67	90.5	1	98	89	90.8
	922223479	7034381	SETOTOLWANE SECONDARY	99	1	9	8	88.9	0	18	14	77.8	0	8	2	25.0
	921230757	7031303	SETUKA SECONDARY	2	12	12	9	75.0	16	16	7	43.8	6	34	9	26.5
	923261270	7032202	SJ VAN DER MERWE TECHNICAL HIGH	4	5	182	145	79.7	16	205	159	77.6	11	314	259	82.5
	923241412	7033106	ST BEDE SENIOR SECONDARY	2	13	153	118	77.1	4	148	107	72.3	14	163	122	74.8
	923261409	7032191	ST FRANCIS CATHOLIC ACADEMY	99	0	15	15	100.0	0	21	21	100.0	0	20	20	100.0
	923261294	7032406	TAUPHUTI SECONDARY	2	13	27	19	70.4	7	35	20	57.1	7	51	33	64.7
	904251846	7034107	TAXILA COMBINED	5	0	180	174	96.7	0	198	197	99.5	0	257	255	99.2
	923261300	7032302	THAGAETALA SECONDARY	1	22	27	21	77.8	0	21	14	66.7	6	39	17	43.6
	923261324	7032104	THOGOA SECONDARY	2	18	24	23	95.8	0	47	37	78.7	0	32	29	90.6
	904220255	7034103	TOM NAUDE TECHNICAL HIGH	5	0	117	91	77.8	0	101	74	73.3	0	88	74	84.1
	923241504	7033107	TSELA CHUEU SECONDARY	2	16	13	7	53.8	9	17	9	52.9	10	15	1	6.7
	923241511	7033104	TSHEBELA HIGH	2	9	36	33	91.7	13	57	37	64.9	5	57	43	75.4
	923261393	7032105	TSHEHLO SECONDARY	2	14	9	7	77.8	1	13	13	100.0	6	24	23	95.8
	921230818	7031202	TUBAKE SENIOR SECONDARY	2	45	74	56	75.7	43	121	62	51.2	4	132	72	54.5
	904222428	7034106	WESTENBURG SECONDARY	3	0	86	68	79.1	17	81	64	79.0	14	150	116	77.3
	923241542	7033113	ZOETFONTEIN SECONDARY	2	10	27	25	92.6	0	26	22	84.6	0	36	31	86.1
MOGALAKWENA	921121945	7022206	ALFRED B MAKAPAN HIGH	2	11	86	58	67.4	0	53	53	100.0	3	83	56	67.5
	921142454	7021101	BAKENBERG HIGH	2	51	58	40	69.0	35	86	43	50.0	25	88	66	75.0
	921140045	7021212	BATHOKWA SECONDARY	1	12	47	21	44.7	0	37	21	56.8	2	17	12	70.6
	921120058	7022110	BEN HLONGWANE SECONDARY	2	8	23	7	30.4	17	23	6	26.1	4	25	22	88.0
	921141956	7021111	CHARLES MARAKALALA SECONDARY	2	21	19	10	52.6	0	22	10	45.5	7	34	27	79.4
	921140090	7021102	DENNIS MATLHABA II SECONDARY	2	59	35	33	94.3	0	37	32	86.5	3	54	48	88.9
	921120102	7022105	DG TSEBE HIGH	3	43	48	35	72.9	3	57	41	71.9	27	94	45	47.9
	921120157	7022103	EBENEZER SECONDARY	3	55	115	99	86.1	47	163	120	73.6	8	194	163	84.0
	921120164	7022102	EDL RAMPOLA SECONDARY	3	29	46	36	78.3	0	67	49	73.1	4	76	37	48.7
	921121969	7022101	FRED LEDWABA SECONDARY	3	17	10	9	90.0	14	32	16	50.0	7	22	11	50.0
	921141840	7021103	GEORGE LANGA SENIOR SECONDARY	2	11	54	26	48.1	4	49	22	44.9	10	57	31	54.4
	921141932	7023205	GEORGE MASIBE SECONDARY	1	26	13	9	69.2	0	16	13	81.3	12	34	27	79.4
	921121952	7022108	GOBELA HIGH	2	7	6	6	100.0	0	23	15	65.2	5	16	14	87.5
	921120256	7022104	GOJELA HIGH	3	18	51	40	78.4	9	59	49	83.1	3	81	68	84.0
	921120270	7022303	GWENANE SECONDARY	2	93	69	59	85.5	0	57	39	68.4	43	135	86	63.7

LIMPOPO																	
District Name	EMIS No	Centre No	Centre Name	Quintile	2019				2020				2021			
					Progressed No	Total Wrote	Total Achieved	% Achieved	Progressed No	Total Wrote	Total Achieved	% Achieved	Progressed No	Total Wrote	Total Achieved	% Achieved
MOGALAKWENA	906120300	7022391	HEBRON MODEL SCHOOL	99	4	40	30	75.0	5	64	45	70.3	1	35	34	97.1
	906120331	7022301	HOERSKOOL PIET POTGIETER	5	1	132	121	91.7	0	132	126	95.5	2	145	136	93.8
	906120409	7022111	JOHN PETRO SECONDARY	2	16	21	18	85.7	0	22	12	54.5	9	42	22	52.4
	921120430	7022107	KGABA SECONDARY	2	23	34	31	91.2	4	19	17	89.5	2	24	19	79.2
	921142102	7023311	KGABEDI SECONDARY	2	0	13	0	0.0	0	19	10	52.6	2	19	14	73.7
	921142126	7023312	KGAKGATHU SECONDARY	2	12	33	33	100.0	0	18	12	66.7	0	19	19	100.0
	921120478	7022305	KGATI YA MOSHATE PUBLIC SECONDARY	2	82	55	50	90.9	0	158	65	41.1	42	186	104	55.9
	921142447	7021205	KGAUBOTLHALE SENIOR SECONDARY	2	0	16	3	18.8	0	9	5	55.6	3	17	11	64.7
	921140274	7023210	KGOKARI SECONDARY	2	19	26	14	53.8	0	29	22	75.9	3	52	45	86.5
	921142409	7023103	KGOLODI HIGH	2	10	15	9	60.0	0	15	7	46.7	12	27	19	70.4
	921142430	7021110	KOLOBE RAMASOBANA SECONDARY	2	1	17	16	94.1	0	29	22	75.9	10	21	19	90.5
	921250300	7023306	KUBUSHE SECONDARY	2	5	6	1	16.7	1	15	0	0.0	5	17	2	11.8
	921120546	7021312	LANGALIBALELE SECONDARY	2	17	14	7	50.0	5	14	13	92.9	10	21	14	66.7
	921120577	7022205	LEKWA SECONDARY	2	8	23	21	91.3	0	20	13	65.0	4	54	45	83.3
	921142393	7023206	LEMETJA SECONDARY	1	24	35	27	77.1	0	23	23	100.0	0	34	33	97.1
	921141833	7021104	LEPHADIMISHA SENIOR SECONDARY	2	17	34	29	85.3	6	37	32	86.5	9	50	47	94.0
	921120690	7022209	MADIKWE SECONDARY	2	27	19	11	57.9	0	12	10	83.3	0	43	25	58.1
	921141994	7023309	MAFASA SECONDARY	2	3	26	25	96.2	3	26	15	57.7	2	25	15	60.0
	921120751	7021309	MAKGENENE HIGH	1	13	53	30	56.6	0	61	33	54.1	9	60	41	68.3
	920212742	7023104	MALEBO SENIOR SECONDARY	2	14	58	48	82.8	0	49	36	73.5	6	54	46	85.2
	921140564	7021105	MALEMOCHA HIGH	2	0	16	13	81.3	0	8	7	87.5	1	23	17	73.9
	921120782	7021310	MALEYA SECONDARY SCHOOL	2	9	37	33	89.2	0	23	21	91.3	0	34	27	79.4
	921120836	7022211	MAPANOLLA SECONDARY	1	13	17	15	88.2	0	23	14	60.9	4	34	24	70.6
	921120881	7021308	MASERUNYANE HIGH	2	10	27	17	63.0	0	17	17	100.0	4	15	14	93.3
	921140632	7023107	MASHAMAITE SENIOR SECONDARY	1	14	24	13	54.2	3	27	18	66.7	6	30	18	60.0
	921421027	7023209	MASHOBELA SECONDARY	2	2	16	3	18.8	0	23	2	8.7	6	40	19	47.5
	921141918	7023203	MASHUBASHUBA SECONDARY	2	3	19	4	21.1	0	7	0	0.0	9	15	6	40.0
	921120898	7022204	MASODI SECONDARY	3	7	78	56	71.8	2	57	43	75.4	25	139	95	68.3
	921120911	7021304	MATANTA SECONDARY	2	16	31	18	58.1	0	33	21	63.6	2	33	22	66.7
	921142423	7021202	MATATANE SECONDARY	2	6	19	9	47.4	5	24	15	62.5	1	28	24	85.7
	921142416	7021201	MATHULAMISHA HIGH	2	0	27	21	77.8	0	42	39	92.9	0	59	52	88.1
	921140731	7021206	MATOPA SENIOR SECONDARY	2	24	17	10	58.8	0	25	13	52.0	14	41	34	82.9
	921120935	7022207	MATSIBE HIGH	2	1	49	18	36.7	6	35	16	45.7	5	41	33	80.5
	921140748	7021106	MATSOGELLA SENIOR SECONDARY	2	5	31	7	22.6	6	20	10	50.0	0	25	20	80.0
	921140755	7021108	MAWELE SECONDARY	1	6	11	6	54.5	1	19	12	63.2	0	23	12	52.2
	921120959	7021305	MC LANGA SECONDARY	1	1	10	3	30.0	0	9	6	66.7	7	23	10	43.5
	921121990	7022201	MMADIKANA SECONDARY	2	2	53	38	71.7	0	76	49	64.5	4	117	79	67.5
	921142515	7023102	MMAMOPI HIGH	1	7	28	15	53.6	0	36	21	58.3	3	31	25	80.6

LIMPOPO																	
					2019				2020				2021				
District Name	EMIS No	Centre No	Centre Name	Quintile	Progressed No	Total Wrote	Total Achieved	% Achieved	Progressed No	Total Wrote	Total Achieved	% Achieved	Progressed No	Total Wrote	Total Achieved	% Achieved
MOGALAKWENA	921120997	7021307	MMANTUTULE SECONDARY	2	15	119	78	65.5	0	132	103	78.0	24	111	79	71.2
	921121006	7021306	MMATEDU SECONDARY	1	22	22	16	72.7	0	28	23	82.1	0	37	24	64.9
	921121013	7022210	MMOLAWA SECONDARY	1	6	15	5	33.3	0	9	9	100.0	0	18	15	83.3
	906111658	7021213	MOEPEL SECONDARY	1									7	33	12	36.4
	921142362	7021209	MOOKAMEDI SECONDARY	2	6	35	11	31.4	0	36	4	11.1	8	41	31	75.6
	922250775	7023314	MOTJERE HIGH	2	2	44	40	90.9	6	49	27	55.1	2	48	38	79.2
	991101301	7023313	MOYANENG SECONDARY SCHOOL	2	16	45	28	62.2	14	44	27	61.4	3	34	28	82.4
	921111573	7023106	MPEDI HIGH	2	1	30	7	23.3	0	29	17	58.6	14	38	26	68.4
	921110815	7023108	MPHARI SECONDARY	1	40	29	24	82.8	5	37	37	100.0	2	46	46	100.0
	921250782	7023308	MPHOKENG SECONDARY	2	41	35	26	74.3	0	40	31	77.5	28	67	46	68.7
	921121167	7021311	MPHUNYE SENIOR SECONDARY	2	5	72	38	52.8	0	69	37	53.6	17	92	47	51.1
	921121174	7022208	MPIRWABIRWA SECONDARY	1	0	29	21	72.4	0	29	23	79.3	1	25	20	80.0
	921140908	7023201	NAKONKWETLOU SECONDARY	2	5	24	6	25.0	0	29	17	58.6	1	22	20	90.9
	921121204	7022304	NKAKABIDI SECONDARY	2	47	65	41	63.1	0	81	22	27.2	12	138	39	28.3
	921140953	7021208	NKGORU HIGH	2	19	31	25	80.6	0	32	28	87.5	5	46	30	65.2
	921140984	7021203	NKUBE SECONDARY	2	5	41	28	68.3	0	32	22	68.8	0	29	18	62.1
	991102503	7022392	NORTH CREST ACADEMY	99	0	22	19	86.4	0	10	9	90.0	1	18	16	88.9
	921121198	7022106	NTATA SECONDARY	2	19	26	17	65.4	2	42	30	71.4	6	57	29	50.9
	921142010	7023310	NTHUBA HIGH	2	33	51	43	84.3	3	37	34	91.9	1	85	74	87.1
	921142058	7023303	PALEDI SECONDARY	2	6	19	15	78.9	0	36	17	47.2	2	44	40	90.9
	921141901	7023204	PHAHLAPHAHLA	2	25	12	7	58.3	0	12	5	41.7	15	21	17	81.0
	991102203	7021301	PHALADINGOE TECHNICAL HIGH SCHOOL	2	7	32	30	93.8	0	31	30	96.8	2	57	56	98.2
	921142119	7023302	PIRWANA SECONDARY	2	9	26	14	53.8	0	26	18	69.2	1	30	22	73.3
	921142706	7023301	PT MATLALA SECONDARY	2	10	34	25	73.5	0	16	15	93.8	2	11	11	100.0
	921141079	7021211	RAKUDUBANE SECONDARY	1	3	19	10	52.6	0	21	12	57.1	1	14	11	78.6
	921142355	7023101	RALELEDU SENIOR SECONDARY	2	13	39	34	87.2	0	48	37	77.1	1	63	46	73.0
	921121327	7022203	RAMOGABUDI SECONDARY	2	0	93	70	75.3	0	123	79	64.2	0	112	80	71.4
	921141116	7021204	RAMOLLWANE SENIOR SECONDARY	2	15	39	9	23.1	5	28	17	60.7	4	36	23	63.9
	991102204	7021314	RAOWELE SECONDARY	1									0	22	22	100.0
	921142195	7023208	SEGOBOKO SECONDARY	1	17	12	11	91.7	10	22	20	90.9	5	26	20	76.9
	921121389	7021302	SEKOBA SECONDARY	2	7	29	10	34.5	4	31	22	71.0	3	31	18	58.1
	921142773	7021210	SENWANE SECONDARY	1	6	17	3	17.6	0	12	4	33.3	6	21	8	38.1
	921111061	7023105	SEPHUTHI SENIOR SECONDARY	2	15	51	51	100.0	0	38	37	97.4	0	54	53	98.1
	921142522	7021112	SEREMA HIGH	2	5	18	17	94.4	12	27	12	44.4	9	26	14	53.8
	921121402	7021313	SERITARITA SECONDARY	2	39	71	41	57.7	0	86	61	70.9	33	90	81	90.0
	921141734	7021207	SESHOATLHA SENIOR SECONDARY	2	33	17	9	52.9	0	24	10	41.7	9	35	34	97.1
	921142072	7023305	SEWELABATHO COMMERCIAL HIGH	2	13	19	6	31.6	0	22	8	36.4	8	28	9	32.1

LIMPOPO																	
District Name	EMIS No	Centre No	Centre Name	Quintile	2019				2020				2021			
					Progressed No	Total Wrote	Total Achieved	% Achieved	Progressed No	Total Wrote	Total Achieved	% Achieved	Progressed No	Total Wrote	Total Achieved	% Achieved
MOGALAKWENA	921141284	7021107	SIYAKHELENI SECONDARY	1	11	12	8	66.7	0	24	14	58.3	0	19	13	68.4
	921121433	7022109	SOMAVUGHA SECONDARY	2	26	20	18	90.0	0	81	54	66.7	19	102	71	69.6
	921121976	7022307	STERKRIVIER COMBINED SCHOOL	1	5	15	12	80.0	0	16	15	93.8	0	30	28	93.3
	921121464	7022202	TETEMA SECONDARY	3	0	28	18	64.3	0	21	11	52.4	0	29	15	51.7
	921121471	7021303	TJITJILA SECONDARY	2	12	57	28	49.1	0	62	37	59.7	25	73	43	58.9
	921141321	7023202	TLOU MATLALA SECONDARY	2	11	15	11	73.3	0	21	12	57.1	13	29	26	89.7
	906121549	7022302	WATERBERG HIGH	5	8	109	107	98.2	12	134	114	85.1	7	144	135	93.8
	906121556	7022306	WEENEN COMBINED	1	3	11	7	63.6	0	4	4	100.0	0	32	19	59.4
MOPANI EAST	918510019	7072209	ABEL SECONDARY SCHOOL	1	0	21	19	90.5	8	29	15	51.7	18	65	34	52.3
	994402201	7074292	ALL SAINTS COLLEGE	99	0	62	61	98.4	1	80	78	97.5	0	130	124	95.4
	916420024	7073510	BAMBENI SECONDARY	1	10	32	22	68.8	0	15	15	100.0	0	32	27	84.4
	917421101	7074206	BARANUKA SECONDARY	1	9	84	51	60.7	63	172	49	28.5	24	302	70	23.2
	918510040	7072201	BOLOTSWI SECONDARY	1	0	14	10	71.4	0	14	7	50.0	0	26	15	57.7
	921410065	7073301	CHAMANDU HIGH	1	23	58	20	34.5	19	41	27	65.9	1	51	23	45.1
	916410072	7073203	CHAMETI HIGH	1	9	20	13	65.0	11	38	16	42.1	5	38	31	81.6
	916410096	7073302	DUMAZI HIGH	1	27	63	39	61.9	2	37	23	62.2	26	138	93	67.4
	912520030	7072302	DUVULA MAHUNTSI SECONDARY	2	31	47	29	61.7	1	36	25	69.4	37	118	42	35.6
	970734310	7073431	EDWARD HOMU REPEAT PART-TIME	99	0	62	55	88.7	0	64	55	85.9	1	69	66	95.7
	916410102	7073402	EDWARD HOMU SECONDARY	2	5	88	57	64.8	26	103	74	71.8	13	81	50	61.7
	916410119	7073309	FAMANDHA HIGH	1	11	67	43	64.2	0	95	61	64.2	3	197	108	54.8
	916410133	7073411	GAWULA HIGH	1	27	34	33	97.1	0	38	35	92.1	12	64	46	71.9
	912521543	7072108	GIDELA SECONDARY	1	0	41	23	56.1	0	30	22	73.3	0	82	48	58.5
	916410140	7073204	GIJA NGOVE SENIOR SECONDARY	2	32	116	95	81.9	5	108	96	88.9	16	174	149	85.6
	914610157	7073403	GIVA-MAHLATHI SECONDARY	1	21	24	14	58.3	8	25	14	56.0	12	30	15	50.0
	916410164	7073101	GIYANI HIGH	3	36	186	151	81.2	29	160	129	80.6	30	187	130	69.5
	916410188	7073404	HANYANI THOMO HIGH	3	41	126	103	81.7	0	112	109	97.3	10	209	162	77.5
	916411402	7073405	HASANI MNINGINISI SECONDARY	1	24	47	36	76.6	20	53	23	43.4	0	86	46	53.5
	916410218	7073412	HATLANI MUYEXE SECONDARY	1	4	46	34	73.9	20	39	35	89.7	0	70	48	68.6
	902971823	7073102	HAWUKA SENIOR SECONDARY	1	11	21	16	76.2	0	42	19	45.2	29	89	32	36.0
	994401201	7073191	HIGH QUALITY SCIENCE	99	0	39	9	23.1	0	11	3	27.3	1	7	6	85.7
	917420970	7073502	HINKHESILE HIGH	1	17	36	29	80.6	7	18	15	83.3	25	82	68	82.9
	916411310	7073109	HIVUYERIWILE COMMERCIAL SECONDARY	3	11	134	99	73.9	26	97	83	85.6	0	86	71	82.6
	994401102	7073413	HLOMELA SECONDARY	1	0	22	10	45.5	0	27	12	44.4	7	20	7	35.0
	916410294	7073406	HLOVANI HIGH	2	4	4	4	100.0	2	9	1	11.1	2	16	6	37.5
	903421096	7074202	HOERSKOOL FRANS DU TOIT	5	6	174	150	86.2	3	163	136	83.4	4	180	168	93.3
	916410300	7073103	HOLA-PONDO SECONDARY	3	3	33	15	45.5	3	28	20	71.4	1	27	18	66.7
	916410317	7073111	HONOKA COMBINED SCHOOL	1	5	14	9	64.3	3	16	15	93.8	3	15	15	100.0
	916410324	7073303	JIM RHANGANI SECONDARY	1	0	29	21	72.4	0	34	12	35.3	15	38	15	39.5

LIMPOPO																	
					2019				2020				2021				
District Name	EMIS No	Centre No	Centre Name	Quintile	Progressed No	Total Wrote	Total Achieved	% Achieved	Progressed No	Total Wrote	Total Achieved	% Achieved	Progressed No	Total Wrote	Total Achieved	% Achieved
MOPANI EAST	916412064	7073391	KHANYISA EDUCATION CENTRE	99	1	53	53	100.0	0	50	49	98.0	0	42	42	100.0
	918520085	7072109	KHATOLA HIGH	1	0	39	17	43.6	0	11	8	72.7	6	25	11	44.0
	918520092	7072110	KHEALE SECONDARY	1	0	52	32	61.5	0	65	45	69.2	2	64	44	68.8
	918520108	7072111	KHEODI HIGH	1	0	105	47	44.8	0	76	24	31.6	11	60	27	45.0
	916410379	7073304	KHETO NXUMAYO AGRICULTURAL HIGH	1	0	62	49	79.0	0	59	37	62.7	0	33	26	78.8
	916410393	7073205	KHOMANI MBHALATI SECONDARY	1	13	20	19	95.0	2	20	9	45.0	19	49	21	42.9
	918510170	7071109	KHUBUDI SECONDARY	1	0	39	24	61.5	0	45	28	62.2	0	38	19	50.0
	919341800	7072306	KHUDUGANE SECONDARY	2	0	119	87	73.1	15	95	77	81.1	6	159	89	56.0
	919341039	7072307	KOLOBETONA SECONDARY	1	3	41	25	61.0	0	37	10	27.0	5	63	19	30.2
	913420192	7074101	LEBEKO HIGH	3	70	93	41	44.1	34	79	24	30.4	19	106	71	67.0
	913420208	7074107	LEPATO M HIGH	3	60	75	43	57.3	66	94	70	74.5	4	92	67	72.8
	919340364	7072401	LEPHAI SECONDARY	1	0	81	54	66.7	6	67	52	77.6	0	125	68	54.4
	916410478	7073104	MACEMA SECONDARY	1	13	86	76	88.4	2	74	59	79.7	12	158	121	76.6
	919341145	7072405	MACHEPELELE SECONDARY	1	0	28	27	96.4	15	57	32	56.1	6	51	35	68.6
	916411341	7073401	MAFUMANI SECONDARY	3	0	133	89	66.9	7	115	86	74.8	8	115	90	78.3
	918510279	7071102	MAGOLETSA SENIOR SECONDARY	3	0	60	41	68.3	0	61	27	44.3	0	60	31	51.7
	916420260	7073503	MAGULASAVI HIGH	1	73	37	30	81.1	7	38	34	89.5	1	56	45	80.4
	919341046	7072406	MAHUDU SECONDARY	1	12	60	39	65.0	26	79	41	51.9	37	96	41	42.7
	916410515	7073206	MAHUMANI HIGH	2	33	72	34	47.2	20	103	51	49.5	21	104	55	52.9
	917420963	7074203	MAJEJE HIGH	3	59	129	103	79.8	36	135	114	84.4	53	245	137	55.9
	919341619	7072303	MAKALA SECONDARY SCHOOL	1	0	73	67	91.8	1	67	67	100.0	7	75	67	89.3
	918521309	7072203	MAKGOPELE HIGH	1	0	30	29	96.7	1	40	28	70.0	3	50	33	66.0
	918521385	7072112	MAKHAKA SECONDARY	1	0	60	33	55.0	0	56	16	28.6	9	86	28	32.6
	916412031	7073511	MAKHETO SECONDARY	1	7	36	31	86.1	3	34	25	73.5	12	52	33	63.5
	994402101	7073501	MAKHWIVIRINI SECONDARY	1	8	16	14	87.5	0	16	14	87.5	0	54	30	55.6
	913420291	7074208	MAKIKELE SECONDARY	3	43	40	25	62.5	0	37	16	43.2	48	104	19	18.3
	918510330	7072202	MAKOMA SENIOR SECONDARY	1	0	29	15	51.7	0	33	19	57.6	5	50	19	38.0
	916410539	7073407	MAKOVONGO HIGH	3	32	60	47	78.3	25	83	39	47.0	0	53	35	66.0
	916410546	7073201	MALENGA HIGH	2	34	83	63	75.9	24	79	58	73.4	11	102	80	78.4
	918521347	7072204	MAMPEULE SECONDARY	1	0	34	15	44.1	0	17	8	47.1	7	33	13	39.4
	995501501	7071108	MANDELA BARLOWORLD AGRICULTURAL HIGH	4	0	88	84	95.5	5	74	66	89.2	3	97	83	85.6
	916410553	7073207	MANGHEZI SECONDARY	1	7	19	16	84.2	4	24	22	91.7	7	52	38	73.1
	919341053	7072407	MANGOAKO SECONDARY	2	0	84	59	70.2	0	58	28	48.3	18	102	40	39.2
	918510415	7072113	MANONYANENG SECONDARY	1	0	67	37	55.2	5	67	30	44.8	22	94	28	29.8
	918512145	7072208	MANWAGAE	1	0	36	16	44.4	0	37	22	59.5	0	59	45	76.3
	918510422	7071104	MAOLWE SENIOR SECONDARY	1	0	61	46	75.4	7	60	41	68.3	1	82	61	74.4
	913420307	7074102	MAPHOKWANE SECONDARY	3	62	120	103	85.8	28	121	108	89.3	56	219	165	75.3
	916410560	7073208	MAPHUSHA HIGH	1	0	49	35	71.4	22	61	39	63.9	12	76	43	56.6
	919341060	7072408	MARUATONA SECONDARY	2	0	47	33	70.2	2	43	23	53.5	0	55	41	74.5

LIMPOPO																	
District Name	EMIS No	Centre No	Centre Name	Quintile	2019				2020				2021			
					Progressed No	Total Wrote	Total Achieved	% Achieved	Progressed No	Total Wrote	Total Achieved	% Achieved	Progressed No	Total Wrote	Total Achieved	% Achieved
MOPANI EAST	918510477	7071201	MASALANABO HIGH	1	0	51	38	74.5	11	45	23	51.1	9	58	36	62.1
	917420321	7074207	MASASWIVONA SECONDARY	3	21	32	11	34.4	12	46	14	30.4	49	83	16	19.3
	918510521	7071203	MASHAO SECONDARY	1	3	20	19	95.0	14	31	27	87.1	9	36	32	88.9
	916412042	7073512	MASIZA SECONDARY	1	34	80	47	58.8	44	83	46	55.4	3	71	44	62.0
	918510545	7071202	MASOPHA SENIOR SECONDARY	2	0	42	30	71.4	0	59	42	71.2	17	87	58	66.7
	918512138	7072205	MATARAPANE SECONDARY	1	1	11	10	90.9	0	17	14	82.4	0	24	22	91.7
	919341077	7072304	MATHIBADIFATE SECONDARY	1	27	46	41	89.1	7	32	26	81.3	46	81	48	59.3
	915510583	7071107	MATOME MODIKA SECONDARY	3	17	66	29	43.9	2	53	47	88.7	7	73	58	79.5
	913420352	7074103	MATOME-MALATJI HIGH	3	49	71	43	60.6	15	37	23	62.2	42	104	52	50.0
	911410591	7073305	MATSAMBU HIGH	1	7	65	38	58.5	6	54	33	61.1	11	74	51	68.9
	916410607	7073306	MAVALANI HIGH	1	20	99	66	66.7	30	140	71	50.7	7	106	69	65.1
	916410614	7073307	MBHANGAZEKI HIGH	2	3	48	44	91.7	0	42	39	92.9	0	54	52	96.3
	903421145	7074291	MERIDIAN COLLEGE PHALABORWA	99	0	45	42	93.3	0	50	43	86.0	0	49	44	89.8
	918521408	7072101	MMABA SECONDARY	1	0	35	30	85.7	0	52	42	80.8	5	74	65	87.8
	901510620	7071106	MODIKA SECONDARY	1	10	18	9	50.0	14	27	9	33.3	1	44	13	29.5
	918521378	7072301	MODISHA SECONDARY	1	0	29	26	89.7	0	26	18	69.2	7	92	64	69.6
	918510668	7071211	MODUMAANE SECONDARY	1	0	49	36	73.5	5	26	17	65.4	3	40	28	70.0
	918510699	7071204	MOKOPE SENIOR SECONDARY	1	0	109	63	57.8	0	66	50	75.8	28	123	47	38.2
	918510705	7072206	MOKOTO HIGH	1	20	30	24	80.0	33	65	48	73.8	28	74	50	67.6
	918521361	7072103	MOKUTU SECONDARY	1	0	109	84	77.1	12	108	63	58.3	7	154	109	70.8
	918510712	7071208	MOLAI JUBILEE SENIOR SECONDARY	1	0	40	33	82.5	1	39	22	56.4	5	58	40	69.0
	918521354	7072114	MOLATE SECONDARY	1	0	59	40	67.8	0	62	37	59.7	6	106	47	44.3
	918510750	7071205	MORWATSHEHLA SECONDARY	1	15	43	37	86.0	0	43	30	69.8	3	65	44	67.7
	918512183	7071212	MOTLOBONI COMBINED	1	0	32	30	93.8	2	41	38	92.7	0	42	42	100.0
	918510767	7071209	MOTSIPA SECONDARY	1	2	33	25	75.8	5	24	20	83.3	28	48	28	58.3
	918510781	7072210	MPHIRI-O-TEE SECONDARY SCHOOL	1	0	44	36	81.8	0	52	40	76.9	0	66	60	90.9
	919341084	7072308	MPHUMA SECONDARY	1	0	72	36	50.0	1	34	30	88.2	4	82	50	61.0
	916410669	7073410	MUHAWU SECONDARY	1	23	11	6	54.5	0	40	34	85.0	6	33	13	39.4
	916410676	7073213	MUKULA SECONDARY	2	8	62	56	90.3	12	118	65	55.1	32	133	60	45.1
	919341091	7072402	NAHAKWE SECONDARY	1	21	56	37	66.1	16	36	18	50.0	29	66	48	72.7
	916410737	7073105	NDENGEZA HIGH	1	40	56	41	73.2	0	70	46	65.7	48	79	42	53.2
	916420451	7073506	NDHAMBI HIGH	1	9	88	81	92.0	7	76	63	82.9	9	100	86	86.0
	916410744	7073408	NDINDANI-HLOMELA SECONDARY	1	6	38	24	63.2	6	40	24	60.0	6	51	20	39.2
	916420475	7073504	NGHONYAMA SECONDARY	1	35	160	140	87.5	15	172	147	85.5	48	213	150	70.4
	916410805	7073202	NHLUVUKO HIGH	2	10	27	19	70.4	4	42	21	50.0	15	81	45	55.6
	916410812	7073308	NKAMI SECONDARY	1	18	23	15	65.2	0	21	17	81.0	8	35	20	57.1
	917420956	7074204	NKATEKO HIGH	3	72	99	69	69.7	82	147	57	38.8	41	108	56	51.9
	994401202	7073192	NKWANGULATILO EDUCATION CENTRE	99	0	161	158	98.1	0	136	136	100.0	0	134	133	99.3

LIMPOPO																	
District Name	EMIS No	Centre No	Centre Name	Quintile	2019				2020				2021			
					Progressed No	Total Wrote	Total Achieved	% Achieved	Progressed No	Total Wrote	Total Achieved	% Achieved	Progressed No	Total Wrote	Total Achieved	% Achieved
MOPANI EAST	912521521	7072107	NOBLEHOEK SECONDARY	1	8	33	32	97.0	1	32	24	75.0	6	53	32	60.4
	918521293	7072104	NTLAGENE SECONDARY	1					0	36	9	25.0	1	31	7	22.6
	917420482	7074205	NTSHUXEKO HIGH	3	41	110	73	66.4	69	136	93	68.4	22	166	116	69.9
	916411466	7073209	NWAKHADA SECONDARY	1	6	16	10	62.5	0	20	8	40.0	3	35	18	51.4
	912520252	7072106	NWAMAVIMBI SECONDARY	1	1	81	56	69.1	3	82	59	72.0	10	103	68	66.0
	916410881	7073110	NYANISI SECONDARY	1	6	17	5	29.4	0	17	9	52.9	0	12	8	66.7
	916420529	7073505	NYUMBANI HIGH	2	23	96	63	65.6	0	93	65	69.9	1	84	49	58.3
	919341107	7072409	PELO YA KGOMO SECONDARY	1	4	29	26	89.7	9	35	23	65.7	6	35	21	60.0
		7074134	PHALABORWA REPEAT PART-TIME	99									0	1	0	0.0
	916410911	7073210	PHAYIZANI SENIOR SECONDARY	1	8	37	36	97.3	8	34	32	94.1	12	61	57	93.4
	917420598	7074201	PRIESKA COMBINED	3	5	17	8	47.1	0	12	8	66.7	0	12	7	58.3
	918510873	7071210	RAMABOLELA SECONDARY	1	0	33	28	84.8	4	29	19	65.5	5	35	23	65.7
	918510880	7071206	RAMAOLWANE SECONDARY	2	0	29	14	48.3	7	27	18	66.7	11	43	30	69.8
	918521323	7072115	REALEDISHA SECONDARY	1	13	58	45	77.6	17	78	60	76.9	7	106	57	53.8
	913420611	7074104	RELEBOGILE HIGH	3	60	195	144	73.8	32	158	99	62.7	38	246	142	57.7
	916410973	7073106	RISINGA HIGH	3	72	139	111	79.9	98	195	120	61.5	24	248	176	71.0
	970731320	7073132	RISINGA REPEAT PART-TIME	99	0	55	41	74.5	0	76	45	59.2	2	71	48	67.6
	916410980	7073107	RITHLAVILE SECONDARY	3	24	27	20	74.1	29	36	22	61.1	18	56	27	48.2
	912520710	7072305	ROTTERDAM SECONDARY	2	0	35	30	85.7	12	39	26	66.7	9	68	50	73.5
	918510842	7071105	RSB MOTSINONI SECONDARY	1	5	18	11	61.1	2	24	10	41.7	0	31	17	54.8
	916420659	7073507	SASEKANI HIGH	1	30	80	44	55.0	0	41	39	95.1	51	148	77	52.0
	913420673	7074105	SEBALAMAKGOLO HIGH	3	34	76	42	55.3	32	99	36	36.4	36	122	50	41.0
	993303201	7072404	SEKGOSESE SECONDARY	2	0	87	82	94.3	3	132	118	89.4	0	120	96	80.0
	918510934	7071207	SEKGWARE SECONDARY	1	16	39	26	66.7	13	46	24	52.2	13	68	26	38.2
	919341864	7072403	SELAMOLA	2	0	24	19	79.2	0	48	28	58.3	26	85	32	37.6
	916411013	7073211	SEMENDHE SECONDARY	1	15	79	72	91.1	3	102	91	89.2	11	140	80	57.1
	916420697	7073508	SHIHLOMULE HIGH	1	37	26	20	76.9	6	25	18	72.0	4	57	34	59.6
		7073231	SIKHUNYANI REPEAT PART-TIME	99					2	12	10	83.3	2	23	14	60.9
	916411037	7073212	SIKHUNYANI SECONDARY	2	34	34	19	55.9	6	34	22	64.7	8	55	26	47.3
	916411112	7073409	TLAKULANI SECONDARY	1	0	42	31	73.8	0	58	37	63.8	31	132	82	62.1
	918521330	7072105	TSEANA SECONDARY	1	0	89	52	58.4	6	93	40	43.0	7	95	40	42.1
	918510989	7071101	TSHWENI SECONDARY	3	0	141	97	68.8	29	100	69	69.0	75	145	104	71.7
	916411198	7073108	VUTLHARI HIGH	1	6	31	22	71.0	0	38	21	55.3	8	35	17	48.6
	913420741	7074106	VUXENI SENIOR SECONDARY	3	62	70	56	80.0	52	90	68	75.6	20	152	74	48.7
	917420789	7073509	ZAVA HIGH	1	13	21	14	66.7	0	30	12	40.0	17	54	29	53.7
MOPANI WEST	915530013	7083207	B MKHABELE SECONDARY	2	5	13	13	100.0	1	20	15	75.0	1	27	23	85.2
	915530020	7083101	BANKUNA HIGH	3	0	54	38	70.4	0	31	25	80.6	3	99	43	43.4
	926540010	7084209	BESSIE MAAKE HIGH	3	49	16	13	81.3	10	29	12	41.4	0	22	14	63.6
	918510026	7082202	BOKE SECONDARY	1	20	44	33	75.0	25	70	50	71.4	8	57	43	75.4
	926540027	7084307	BOKGAGA SECONDARY	3	6	71	40	56.3	4	70	42	60.0	17	91	59	64.8
	915541587	7084308	BURGHERSDORP SECONDARY	3	9	35	32	91.4	7	29	22	75.9	14	36	33	91.7

LIMPOPO																	
					2019				2020				2021				
District Name	EMIS No	Centre No	Centre Name	Quintile	Progressed No	Total Wrote	Total Achieved	% Achieved	Progressed No	Total Wrote	Total Achieved	% Achieved	Progressed No	Total Wrote	Total Achieved	% Achieved
MOPANI WEST	926541984	7084401	CALAIS SECONDARY	3	0	12	6	50.0	0	25	4	16.0	8	49	8	16.3
	915530051	7083201	CATA SENIOR SECONDARY	2	6	18	16	88.9	0	24	20	83.3	6	27	15	55.6
	915530068	7083102	CHARLES MATHONSI HIGH	3	0	52	22	42.3	0	55	19	34.5	9	79	56	70.9
	926540034	7084501	DIPONE SENIOR SECONDARY	1	22	37	30	81.1	0	36	33	91.7	0	46	28	60.9
	915540041	7084303	DUMELA HIGH	1	39	75	35	46.7	1	59	45	76.3	1	100	66	66.0
	915530075	7083108	DZJ MTEBULE SECONDARY	3	0	142	120	84.5	5	139	113	81.3	1	206	139	67.5
	918510811	7082201	FOBENI SECONDARY SCHOOL	3	28	60	33	55.0	0	63	34	54.0	4	57	34	59.6
	915530082	7083403	GWAMBENI HIGH	1	25	66	52	78.8	0	76	72	94.7	0	146	113	77.4
	901530037	7082103	HOERSKOOL BEN VORSTER	5	0	141	134	95.0	0	140	130	92.9	0	135	132	97.8
	995504205	7084511	HOERSKOOL HOEDSPRUIT	3					2	20	19	95.0	0	57	55	96.5
	915530105	7083103	HUDSON NTSANWISI SECONDARY	3	0	125	103	82.4	0	143	111	77.6	0	207	140	67.6
	918510095	7082205	KELEKESE SECONDARY	1	0	64	37	57.8	2	43	36	83.7	22	89	57	64.0
	918510101	7081201	KGAPANE HIGH	3	0	123	108	87.8	3	198	164	82.8	3	274	200	73.0
	901340449	7081203	KGOLAKALELEME HIGH	1	0	118	60	50.8	0	153	39	25.5	0	132	36	27.3
	926540058	7084502	KGWANA HIGH	1	45	70	48	68.6	21	81	51	63.0	16	98	71	72.4
	918510125	7082203	KGWEKGWE HIGH	2	29	42	29	69.0	37	57	23	40.4	16	41	25	61.0
	926540065	7084304	KHATAZA HIGH	3	5	48	38	79.2	0	41	28	68.3	6	82	44	53.7
	918510156	7081101	KHESETHWANE SECONDARY	1	0	76	44	57.9	0	80	46	57.5	2	80	52	65.0
	915540089	7084301	LEBITSO HIGH	3	0	45	35	77.8	0	80	54	67.5	0	83	58	69.9
	915530129	7083206	LEFARA SECONDARY	2	8	29	20	69.0	0	14	6	42.9	17	36	10	27.8
	926540096	7084503	LEOMA SENIOR SECONDARY	2	27	37	20	54.1	0	29	21	72.4	0	34	21	61.8
	926540102	7084403	LEPONO SECONDARY	1	0	24	18	75.0	9	52	24	46.2	6	62	39	62.9
	995503402	7082191	LOWVELD TZANEEN ACADEMY	99	0	73	66	90.4	1	56	53	94.6	4	60	50	83.3
	915530136	7083305	LWANDLAMUNI SECONDARY SCHOOL	3	36	35	16	45.7	35	48	29	60.4	1	52	15	28.8
	926540119	7084504	MAAHLEMELE HIGH	2	45	30	13	43.3	0	50	24	48.0	1	74	50	67.6
	926540126	7084404	MAALOBANE HIGH	3	27	34	32	94.1	13	40	33	82.5	6	81	45	55.6
	926540133	7084208	MABUSHE HIGH	2	13	108	65	60.2	5	94	50	53.2	12	119	75	63.0
	970845320	7084532	MADIE REPEAT PART-TIME	99	0	45	39	86.7	0	46	46	100.0	0	48	48	100.0
	926540140	7084505	MADIE SECONDARY	1	14	28	21	75.0	0	43	22	51.2	0	76	41	53.9
	926540157	7084206	MAFUTSANE SECONDARY	2	0	101	77	76.2	0	115	86	74.8	0	152	129	84.9
	915530143	7083105	MAGOZA SECONDARY	3	0	101	83	82.2	0	115	82	71.3	1	181	119	65.7
	926540171	7084102	MAHLANE SECONDARY	2	22	54	38	70.4	6	42	33	78.6	10	106	69	65.1
	915530150	7083301	MAHWAHWA HIGH	3	23	65	51	78.5	0	98	86	87.8	1	118	92	78.0
	926540188	7084405	MAKGWAHLENG SECONDARY	3	35	114	80	70.2	44	131	86	65.6	32	255	162	63.5
	918510323	7081109	MAKOBO SECONDARY	1	0	38	18	47.4	0	21	17	81.0	3	31	14	45.2
	918510378	7082207	MALOTI SECONDARY	1	0	31	24	77.4	0	25	16	64.0	2	32	14	43.8
	901341176	7081204	MAMERIRI SECONDARY	1	0	108	57	52.8	0	84	67	79.8	0	118	54	45.8
	918512213	7083402	MAMODING SECONDARY SCHOOL	1	0	46	31	67.4	0	25	13	52.0	1	45	34	75.6
	926540201	7084406	MANTSOBELE SECONDARY	3	1	40	17	42.5	8	29	11	37.9	1	32	25	78.1
	915530181	7083407	MAPHETO SECONDARY SCHOOL	1	0	28	14	50.0	3	24	24	100.0	6	39	37	94.9

LIMPOPO																	
					2019				2020				2021				
District Name	EMIS No	Centre No	Centre Name	Quintile	Progressed No	Total Wrote	Total Achieved	% Achieved	Progressed No	Total Wrote	Total Achieved	% Achieved	Progressed No	Total Wrote	Total Achieved	% Achieved
MOPANI WEST	915530242	7083303	MARK SHOPE SECONDARY	3	18	69	29	42.0	4	64	38	59.4	5	105	62	59.0
	918510507	7081102	MASELEKWANE HIGH	1	0	22	5	22.7	0	9	4	44.4	0	18	5	27.8
	918510538	7081103	MASHOORO SECONDARY	1	1	95	28	29.5	11	71	50	70.4	68	129	48	37.2
	915540218	7084104	MATIMU HIGH	2	3	131	77	58.8	11	121	96	79.3	19	134	88	65.7
	915540225	7084105	MATLHARI HIGH	2	21	83	67	80.7	0	73	67	91.8	9	160	137	85.6
	918510576	7082206	MATOKANE HIGH SCHOOL	1	0	15	8	53.3	15	23	15	65.2	13	30	22	73.3
	918510590	7082208	MATSEKE SECONDARY	1	4	19	10	52.6	0	13	10	76.9	0	20	10	50.0
	995504601	7084291	MATSEUTSEU PRIMARY	99	7	16	11	68.8	0	14	14	100.0	0	19	17	89.5
	915530198	7083302	MBHEKWANA HIGH	1	41	128	86	67.2	58	155	85	54.8	75	187	87	46.5
	918530204	7083404	MDINGAZI SECONDARY SCHOOL	1	0	34	23	67.6	0	34	16	47.1	18	31	17	54.8
	901530211	7082104	MERENSKY HIGH SCHOOL	5	6	171	167	97.7	0	195	195	100.0	0	197	195	99.0
	915531368	7083191	MERIDIAN COMBINED	99	0	49	46	93.9	0	50	50	100.0	0	38	38	100.0
	926540232	7084506	MMALESIBA SECONDARY	1	36	74	67	90.5	0	67	52	77.6	0	110	96	87.3
	918510637	7082210	MODIPE HIGH	1	7	73	31	42.5	14	56	26	46.4	3	70	19	27.1
	918510651	7081202	MODUBATSE SECONDARY	3	16	280	210	75.0	0	285	187	65.6	3	339	254	74.9
	918510682	7082101	MOHLATLEGO MACHABA SECONDARY	3	12	124	90	72.6	0	109	69	63.3	4	153	107	69.9
	901340401	7081205	MOHUMI SECONDARY	1	0	87	69	79.3	36	108	65	60.2	17	93	60	64.5
	926540249	7084103	MOKHAPA SECONDARY	2	59	109	75	68.8	11	56	32	57.1	3	73	58	79.5
	926540256	7084302	MOKWANE SECONDARY	1	1	32	21	65.6	0	26	20	76.9	0	52	31	59.6
	915530174	7083205	MOLABOSANE HIGH	2	0	64	52	81.3	0	62	39	62.9	8	135	67	49.6
	912531587	7084507	MOLOMAHLAPI SECONDARY	1	85	29	26	89.7	0	35	22	62.9	37	132	54	40.9
	918512220	7083401	MOOKGO SECONDARY	1	0	15	6	40.0	3	19	9	47.4	0	32	23	71.9
	918510743	7082204	MOPYE SECONDARY	1	17	57	16	28.1	9	62	26	41.9	29	93	45	48.4
	901340425	7081206	MOTSHEUDI SECONDARY	1	4	100	65	65.0	0	162	93	57.4	0	144	70	48.6
	918512623	7081104	MPAPATLA SECONDARY	1	0	55	16	29.1	1	22	19	86.4	0	19	19	100.0
	915540270	7084106	MPUMULANA SECONDARY	2	10	56	33	58.9	9	53	34	64.2	7	56	35	62.5
	915530235	7083304	MUGWAZENI SECONDARY SCHOOL	3	48	54	21	38.9	36	48	20	41.7	34	68	34	50.0
	926540294	7084508	NAPSADI SENIOR SECONDARY	1	13	34	24	70.6	0	64	29	45.3	5	49	36	73.5
	926541985	7084207	NAPSCOM SECONDARY	2	16	94	60	63.8	4	74	58	78.4	12	116	85	73.3
	926540300	7084408	NARENG SECONDARY	3	2	53	37	69.8	24	50	31	62.0	5	73	49	67.1
	926541648	7084201	NELSON RAMODIKE SECONDARY	2	0	51	18	35.3	0	56	20	35.7	3	64	45	70.3
	926540331	7084409	NGWANAMAKHUTSWE SECONDARY	3	0	26	12	46.2	9	50	29	58.0	8	65	37	56.9
	915530259	7083107	PETANENGE SECONDARY	3	0	25	21	84.0	0	26	21	80.8	0	33	27	81.8
	915530266	7083202	PHANGASASA SENIOR SECONDARY	2	1	18	17	94.4	0	22	22	100.0	0	29	25	86.2
	915540348	7084305	PHEREHLA-MAAKE SECONDARY	3	15	121	100	82.6	2	108	94	87.0	32	181	134	74.0
	926540355	7084205	PHUSELA HIGH	3	0	216	123	56.9	8	176	103	58.5	30	125	104	83.2
	915530273	7083203	PROFESSOR MUHLAVA SHILUVANA HIGH	2	1	71	35	49.3	5	93	45	48.4	1	85	51	60.0

LIMPOPO																	
District Name	EMIS No	Centre No	Centre Name	Quintile	2019				2020				2021			
					Progressed No	Total Wrote	Total Achieved	% Achieved	Progressed No	Total Wrote	Total Achieved	% Achieved	Progressed No	Total Wrote	Total Achieved	% Achieved
MOPANI WEST	915530280	7083106	PROGRESS	3	0	33	15	45.5	0	29	17	58.6	0	57	6	10.5
	918510835	7081106	PULANE HIGH	1	0	28	17	60.7	0	30	25	83.3	4	30	24	80.0
	926541973	7084191	RAINBOW COMBINED SCHOOL	99	0	23	20	87.0	0	30	29	96.7	0	37	37	100.0
	926540379	7084509	RAKGOLOKWANA SECONDARY	1	19	72	57	79.2	5	83	72	86.7	0	99	70	70.7
	918510866	7081108	RAMA SECONDARY SCHOOL	1	0	47	40	85.1	0	44	35	79.5	8	39	31	79.5
	995504204	7084510	RAMASETE HIGH	1	14	36	21	58.3	49	61	22	36.1	15	47	24	51.1
	926540386	7084410	RAMATAU SECONDARY	3	1	70	66	94.3	15	99	99	100.0	5	127	117	92.1
	926540393	7084202	RAMOBA HIGH	2	26	99	66	66.7	11	93	55	59.1	6	88	78	88.6
	918510903	7081105	RAMOTSHINYADI SECONDARY	1	0	26	19	73.1	19	34	24	70.6	24	57	23	40.4
	995503302	7083307	SAMSON SOLANI N'WAMITWA SECONDARY	1	8	27	16	59.3	5	31	27	87.1	4	42	32	76.2
	915530297	7083209	SCOTCH MABOKO SECONDARY SCHOOL	2	6	28	21	75.0	0	34	23	67.6	1	33	29	87.9
	926540409	7084411	SEAGOTLE SECONDARY	3	30	101	62	61.4	26	111	78	70.3	17	206	119	57.8
	926540416	7084203	SEBOYE SECONDARY	3	42	74	49	66.2	0	72	26	36.1	19	89	43	48.3
	915530303	7083208	SEDAN SECONDARY SCHOOL	2	0	32	19	59.4	0	42	25	59.5	5	52	40	76.9
	926540423	7084204	SEKABA SECONDARY	2	24	35	28	80.0	5	44	40	90.9	0	45	40	88.9
	926540530	7084412	SEKGALABJANA SECONDARY	3	0	61	57	93.4	10	72	64	88.9	13	77	58	75.3
	918510941	7081207	SEKHUKHUMELE SECONDARY SCHOOL	3	0	46	33	71.7	0	25	15	60.0	0	31	27	87.1
	918510958	7082209	SEMARELA SECONDARY	1	27	61	33	54.1	0	63	41	65.1	2	77	43	55.8
	918510965	7081107	SENWABAKGOLOLO SECONDARY	1	0	29	13	44.8	0	17	7	41.2	0	17	12	70.6
	926541228	7084210	SERARE SECONDARY SCHOOL	1									1	22	13	59.1
	926540447	7084101	SERURUBELE SECONDARY	2	18	70	30	42.9	15	33	16	48.5	25	58	44	75.9
	915530310	7083406	SEVENGWANA SECONDARY SCHOOL	1	1	79	57	72.2	13	76	64	84.2	0	68	58	85.3
	995503201	7083192	ST GEORGE COLLEGE	99	0	79	79	100.0	1	68	68	100.0	0	87	87	100.0
	918510859	7082102	STANELY MOPAI SECONDARY	3	14	56	42	75.0	12	44	22	50.0	6	46	23	50.0
	915530334	7083408	TIAKENI SECONDARY SCHOOL	1	0	25	21	84.0	0	25	20	80.0	0	40	36	90.0
	901531177	7082105	TSANENG COMBINED	1	0	10	8	80.0	5	22	13	59.1	19	34	16	47.1
	915530358	7083405	XIBUKULANA SECONDARY SCHOOL	1	3	30	18	60.0	0	36	25	69.4	0	57	35	61.4
	915530372	7083104	ZIVUKO SENIOR SECONDARY	3	0	130	101	77.7	0	91	81	89.0	13	139	116	83.5
SEKHUKHUNE EAST	925620022	7091110	BAROKA SECONDARY SCHOOL	1	33	32	19	59.4	0	23	12	52.2	17	35	29	82.9
	925620039	7091305	BATAU SECONDARY	1	20	67	42	62.7	6	76	47	61.8	18	114	56	49.1
	996602403	7091392	CALVIN COMBINED SCHOOL	99	3	74	72	97.3	0	86	85	98.8	9	90	90	100.0
	925630357	7092207	DIHLABAKELA SECONDARY	1	0	69	44	63.8	0	62	51	82.3	0	77	70	90.9
	925620060	7091202	DIKOTOPE SECONDARY	1	5	17	11	64.7	0	22	8	36.4	0	21	11	52.4
	925610179	7093208	DINAKANYANE SECONDARY	1	11	42	36	85.7	0	40	32	80.0	3	46	36	78.3
	925620077	7091106	DINKWANYANE SECONDARY	1	10	21	14	66.7	0	29	5	17.2	1	32	22	68.8
	925610018	7093306	DITHOTHWANENG SECONDARY	1	41	68	54	79.4	35	74	40	54.1	20	107	65	60.7

LIMPOPO																	
District Name	EMIS No	Centre No	Centre Name	Quintile	2019				2020				2021			
					Progressed No	Total Wrote	Total Achieved	% Achieved	Progressed No	Total Wrote	Total Achieved	% Achieved	Progressed No	Total Wrote	Total Achieved	% Achieved
SEKHUKHUNE EAST	925610186	7093204	FETAKGOMO SENIOR SECONDARY	1	2	87	67	77.0	30	168	91	54.2	0	178	112	62.9
	925610094	7093105	FRANK MASHILE SECONDARY	1	0	97	27	27.8	2	117	46	39.3	2	135	49	36.3
	925630029	7092505	GANGADZA SENIOR SECONDARY	1	12	53	17	32.1	19	13	9	69.2	10	14	7	50.0
	925661467	7094305	GOBETSE SECONDARY	1	19	95	44	46.3	34	103	60	58.3	15	94	71	75.5
	925610100	7093201	HANS KOMANE SECONDARY	1	19	42	17	40.5	16	43	24	55.8	9	45	26	57.8
	996606201	7094403	JANE FURSE COMPREHENSIVE	3	21	114	98	86.0	30	120	89	74.2	7	122	115	94.3
	925620152	7091408	KANAMA SECONDARY	2	0	5	0	0.0	0	9	0	0.0	2	6	1	16.7
	996606300	7094311	KGAHLANONG SECONDARY SCHOOL	1	27	130	84	64.6	0	135	81	60.0	83	211	99	46.9
	925660150	7094202	KGALATLOU SECONDARY	1	28	53	20	37.7	0	37	9	24.3	14	72	37	51.4
	925620176	7091104	KGAOLA SENIOR SECONDARY	1	6	10	5	50.0	0	12	6	50.0	2	9	8	88.9
	925631022	7092107	KGOKODIBENG SECONDARY	1	0	89	42	47.2	3	60	42	70.0	11	81	68	84.0
	925631367	7092404	KGOLANE SECONDARY-1	1	0	11	1	9.1	14	26	4	15.4	0	22	3	13.6
	925660211	7094406	KGOLOKO SENIOR SECONDARY	1	72	114	44	38.6	0	81	17	21.0	34	72	41	56.9
	925620213	7091308	KWELEDI SECONDARY	2	60	60	48	80.0	27	110	51	46.4	28	174	98	56.3
	925660235	7094206	LAMDZANDVO SECONDARY	1	4	15	15	100.0	0	13	12	92.3	3	17	14	82.4
	925620220	7091409	LEAGATHOKO SECONDARY	2	0	56	42	75.0	0	88	54	61.4	16	146	83	56.8
	925630043	7092503	LEFAKGOMO SECONDARY	1	100	31	23	74.2	0	23	17	73.9	37	19	14	73.7
	925660259	7094203	LEGARE SENIOR SECONDARY	1	36	30	10	33.3	0	63	10	15.9	14	38	26	68.4
	925620268	7091302	LEHLABA SECONDARY	1	30	63	40	63.5	0	95	15	15.8	4	95	54	56.8
	925620275	7091205	LEHLABILE SECONDARY	1	27	60	56	93.3	13	72	58	80.6	34	173	131	75.7
	925660266	7094408	LEHUTJWANA SENIOR SECONDARY	2	3	44	20	45.5	20	54	5	9.3	6	24	17	70.8
	925610025	7093301	LEKENTLE SECONDARY	1	16	41	30	73.2	17	58	35	60.3	5	72	48	66.7
	925661450	7094404	LENGAMA SENIOR SECONDARY	2	67	25	13	52.0	0	25	3	12.0	0	22	17	77.3
	925620305	7091309	LEOLO HIGH	3	42	127	82	64.6	7	145	90	62.1	16	132	84	63.6
	925630067	7092507	LEPHENYE SECONDARY	1	24	10	8	80.0	21	22	12	54.5	8	39	24	61.5
	925630050	7092506	LESAILANE SECONDARY	1	23	38	29	76.3	0	20	19	95.0	0	50	34	68.0
	925620329	7091301	LETAU SENIOR SECONDARY	1	0	27	13	48.1	0	27	9	33.3	2	67	20	29.9
	925660327	7094108	LOBAMBA SECONDARY	1	14	19	18	94.7	1	22	17	77.3	3	32	10	31.3
	996604202	7092109	MABOA SECONDARY	1									0	41	32	78.0
	925630081	7092508	MABORAGANE SECONDARY	1	13	8	5	62.5	1	12	7	58.3	13	14	5	35.7
	925620374	7091401	MADIKOLOSHE MALEPE SECONDARY	2	0	21	8	38.1	0	20	11	55.0	8	37	18	48.6
	925610254	7093103	MADITHAME SENIOR SECONDARY	1	0	35	9	25.7	23	36	6	16.7	2	41	12	29.3
	996604200	7092191	MAFADI ACADEMY	99	0	10	6	60.0	0	14	10	71.4	0	19	15	78.9
	925620411	7091407	MAGATAGABOTSE SECONDARY	2	0	10	6	60.0	0	11	7	63.6	4	21	16	76.2
	996604500	7092310	MAGOBANYE SECONDARY	1	0	48	19	39.6	0	50	44	88.0	2	59	36	61.0

LIMPOPO																	
					2019				2020				2021				
District Name	EMIS No	Centre No	Centre Name	Quintile	Progressed No	Total Wrote	Total Achieved	% Achieved	Progressed No	Total Wrote	Total Achieved	% Achieved	Progressed No	Total Wrote	Total Achieved	% Achieved
SEKHUKHUNE EAST	925661443	7094205	MAKATANE SECONDARY	1	36	54	49	90.7	0	61	26	42.6	14	77	45	58.4
	925610032	7093307	MAKELEPENG SECONDARY	1	14	23	11	47.8	0	16	6	37.5	21	33	13	39.4
	925631084	7092102	MAKGAMATHU HIGH	1	0	61	34	55.7	0	69	43	62.3	9	54	37	68.5
	925660457	7094306	MAKGWALE SECONDARY	1	43	41	27	65.9	0	48	23	47.9	36	75	41	54.7
	925620480	7091410	MAKHWESE SECONDARY	2	0	77	47	61.0	0	86	51	59.3	0	68	41	60.3
	925620473	7091411	MAKIDI SECONDARY	1	0	6	2	33.3	0	5	0	0.0	0	9	6	66.7
	925631091	7092101	MAKOPI SENIOR SECONDARY	1	0	50	42	84.0	0	82	63	76.8	11	87	51	58.6
	924610124	7093102	MAKOPOLE I SENIOR SECONDARY	1	0	18	6	33.3	3	31	4	12.9	6	45	14	31.1
	925661436	7094309	MAKOPOLE II SECONDARY	1	56	36	28	77.8	0	41	25	61.0	19	84	34	40.5
	925630760	7092311	MAKUANE SENIOR SECONDARY	1	0	43	25	58.1	0	28	18	64.3	15	45	32	71.1
	925630135	7092502	MALENGINE SECONDARY	2	28	38	16	42.1	0	39	21	53.8	0	41	21	51.2
	925631114	7092105	MAMOGEGE SECONDARY	1	2	65	25	38.5	9	43	23	53.5	28	67	18	26.9
	925620541	7091405	MAMOLOBELA SECONDARY SCHOOL	2	0	25	12	48.0	0	28	11	39.3	15	69	8	11.6
	925630784	7092301	MANAWE SENIOR SECONDARY	1	0	6	0	0.0	0	0	0		4	15	7	46.7
	925620572	7091204	MANOKE SENIOR SECONDARY	1	1	37	31	83.8	0	49	37	75.5	14	115	69	60.0
	925620602	7091101	MAOKENG SENIOR SECONDARY	1	20	19	19	100.0	0	53	35	66.0	13	36	31	86.1
	925630791	7092307	MAPE SECONDARY	1	0	20	8	40.0	0	31	18	58.1	4	28	20	71.4
	925630449	7092202	MAPUTLE SENIOR SECONDARY	1	0	84	77	91.7	0	73	70	95.9	0	125	120	96.0
	925620626	7091107	MAREMISHA HIGH	1	44	25	18	72.0	0	28	15	53.6	12	34	18	52.9
	925630463	7092205	MAROLE SECONDARY	1	0	18	4	22.2	0	15	10	66.7	4	21	12	57.1
	925620657	7091207	MASHAKWANENG SECONDARY	1	0	8	3	37.5	0	11	5	45.5	0	41	19	46.3
	925660716	7094307	MASHEGO SECONDARY	1	3	50	8	16.0	0	16	6	37.5	0	28	9	32.1
	925660730	7094310	MASHUPJE SENIOR SECONDARY	1	20	27	13	48.1	45	79	11	13.9	19	64	28	43.8
	925620664	7091208	MATHAFENG SECONDARY	1	20	35	34	97.1	0	31	28	90.3	9	40	28	70.0
	925660761	7094407	MATSEBONG SECONDARY	2	32	33	26	78.8	0	79	47	59.5	3	123	78	63.4
	925620671	7091103	MATSHAILE SENIOR SECONDARY	1	10	19	16	84.2	0	21	18	85.7	4	25	19	76.0
	925620701	7091306	MMIDITSI SENIOR SECONDARY	1	30	54	36	66.7	0	115	70	60.9	28	192	108	56.3
	925630845	7092306	MMUTLANE SECONDARY	1	0	68	32	47.1	0	68	36	52.9	39	119	39	32.8
	925631497	7092405	MODIEDIE SECONDARY	1	0	11	2	18.2	1	25	12	48.0	4	21	6	28.6
	924610131	7093101	MODIPA SECONDARY	1	0	23	20	87.0	3	24	18	75.0	4	35	24	68.6
	925610049	7093302	MOEPADIRA SECONDARY	1	10	37	22	59.5	10	41	19	46.3	1	53	27	50.9
	996602110	7091209	MOGALE WA BAGALE	4	33	73	64	87.7	11	82	71	86.6	5	83	81	97.6
	925620718	7091112	MOGOHLWANE SEC SCHOOL	1	2	5	5	100.0	0	11	1	9.1	1	11	11	100.0
	925630852	7092303	MOGOLAHLOGO SECONDARY	1	0	23	15	65.2	0	26	17	65.4	0	51	33	64.7
	925621308	7091303	MOGOLO SECONDARY	1	32	56	33	58.9	1	74	24	32.4	37	165	46	27.9

LIMPOPO																	
					2019				2020				2021				
District Name	EMIS No	Centre No	Centre Name	Quintile	Progressed No	Total Wrote	Total Achieved	% Achieved	Progressed No	Total Wrote	Total Achieved	% Achieved	Progressed No	Total Wrote	Total Achieved	% Achieved
SEKHUKHUNE EAST	925620725	7091111	MOHLAKENG SECONDARY SCHOOL	1	1	15	13	86.7	0	18	13	72.2	3	11	9	81.8
	925630524	7092206	MOHLALA-MORUDI SECONDARY	1	0	20	17	85.0	0	26	12	46.2	22	55	12	21.8
	925610193	7093205	MOHLALETSE SECONDARY	1	22	42	17	40.5	2	33	19	57.6	8	56	32	57.1
	925621421	7091304	MOHLARUTSE SECONDARY	1	0	50	22	44.0	0	97	28	28.9	6	188	61	32.4
	925620749	7091105	MOHLATSENGWANE SECONDARY	1	7	10	10	100.0	9	18	7	38.9	6	9	5	55.6
	925610261	7093108	MOHLOTLWANE SECONDARY	1	0	6	5	83.3	5	17	2	11.8	2	16	8	50.0
	925610056	7093304	MOHWADUBA SENIOR SECONDARY	1	7	24	10	41.7	0	37	9	24.3	7	62	19	30.6
	925630883	7092309	MOILA SECONDARY	1	0	14	6	42.9	0	11	7	63.6	0	13	10	76.9
	925610209	7093209	MOKHINE SECONDARY	1	43	54	38	70.4	6	76	38	50.0	2	95	33	34.7
	925631176	7092103	MOKWADIBE SECONDARY	1	0	34	15	44.1	2	42	27	64.3	17	40	26	65.0
	924661429	7094401	MOLEPANE SECONDARY	1	0	22	17	77.3	0	25	23	92.0	0	51	40	78.4
	925660853	7094106	MOLESHATLOU SECONDARY	1	73	27	7	25.9	0	58	23	39.7	14	59	33	55.9
	925660204	7094102	MONAMOLEDI SECONDARY SCHOOL	1	42	115	66	57.4	0	98	64	65.3	41	200	66	33.0
	925610285	7093106	MOROKALEBOLE SECONDARY	1	0	5	3	60.0	5	10	1	10.0	8	17	6	35.3
	925631527	7092407	MORWASWI SECONDARY	2	0	28	15	53.6	0	27	10	37.0	5	35	18	51.4
	925630555	7092204	MOSEDI SECONDARY	1	14	35	14	40.0	0	35	16	45.7	0	60	26	43.3
	925630203	7092509	MOSEGO SECONDARY	1	18	8	8	100.0	0	14	14	100.0	8	8	8	100.0
	925631534	7092510	MOSEKI SECONDARY	1	8	28	24	85.7	0	42	25	59.5	9	23	21	91.3
	925630913	7092305	MOTLOULELA SENIOR SECONDARY	1	13	45	26	57.8	0	53	29	54.7	4	35	26	74.3
	925620879	7091203	MOUKANGOE HIGH	1	37	24	23	95.8	7	27	8	29.6	0	55	17	30.9
	996601400	7093104	MPHELA A MARUMO SECONDARY SCHOOL	1	0	131	121	92.4	36	179	114	63.7	18	161	123	76.4
	925610063	7093303	MPHELE SECONDARY	1	23	29	21	72.4	21	52	22	42.3	18	74	37	50.0
	925660945	7094101	MPILO SENIOR SECONDARY	1	18	49	40	81.6	0	74	44	59.5	3	87	63	72.4
	925630562	7092203	NAKGWADI SECONDARY	1	1	116	56	48.3	0	88	51	58.0	93	216	72	33.3
	925660952	7094303	NGWAABE COMPREHENSIVE SECONDARY	1	41	34	32	94.1	37	69	31	44.9	29	57	37	64.9
	925610162	7093107	NGWANAMALA SECONDARY	1	0	71	40	56.3	22	82	46	56.1	21	72	37	51.4
	924661528	7094402	NGWANAMATLANG SECONDARY	1	21	160	93	58.1	0	117	85	72.6	0	176	121	68.8
	925660976	7094302	NGWANANGWATO SECONDARY	1	51	29	15	51.7	1	55	25	45.5	44	81	42	51.9
	925631206	7092106	NKGOMELENG SENIOR SECONDARY	1	18	27	8	29.6	0	26	13	50.0	0	21	12	57.1
	925621315	7091403	NKOTA SECONDARY	1	0	21	12	57.1	0	57	18	31.6	8	65	30	46.2
	925661023	7094304	NKOTWANE SECONDARY	1	39	36	18	50.0	1	79	19	24.1	3	95	38	40.0
	925620893	7091102	NTABANE SECONDARY	1	12	27	24	88.9	0	29	24	82.8	10	46	26	56.5
	925620916	7091406	NTIBANENG SECONDARY	1	0	13	1	7.7	0	13	2	15.4	0	12	6	50.0
	996602101	7091393	NTLHATLOLE COLLEGE	99									0	23	9	39.1

LIMPOPO																	
District Name	EMIS No	Centre No	Centre Name	Quintile	2019				2020				2021			
					Progressed No	Total Wrote	Total Achieved	% Achieved	Progressed No	Total Wrote	Total Achieved	% Achieved	Progressed No	Total Wrote	Total Achieved	% Achieved
SEKHUKHUNE EAST	925631565	7092401	NTWAMPE TECHNICAL HIGH SCHOOL	1	0	64	43	67.2	6	38	19	50.0	9	85	65	76.5
	925631572	7092408	NYAKU SENIOR SECONDARY	2	0	39	13	33.3	1	34	16	47.1	16	48	23	47.9
	925620930	7091402	PAEPAE SENIOR SECONDARY	1	0	27	11	40.7	0	13	4	30.8	7	27	9	33.3
	925610216	7093207	PEU SECONDARY	1	16	21	5	23.8	2	12	3	25.0	0	11	8	72.7
	925620954	7091307	PHAAHLA SECONDARY SCHOOL	1	33	87	23	26.4	0	80	22	27.5	23	68	6	8.8
	925631589	7092402	PHAFANE SECONDARY	1	0	101	89	88.1	22	119	102	85.7	9	131	118	90.1
	925610223	7093203	PHUTAKWE SECONDARY	1	21	47	28	59.6	7	45	23	51.1	0	55	29	52.7
	925630593	7092208	PHUTINARE SECONDARY	1	1	9	7	77.8	9	24	8	33.3	9	25	12	48.0
	925610308	7093109	PHUTITLOU SECONDARY	1	0	31	11	35.5	9	41	15	36.6	0	31	17	54.8
	925661115	7094204	PHUTLOTAU SECONDARY	1	35	37	21	56.8	3	101	29	28.7	19	63	46	73.0
	925631596	7092403	POO SECONDARY	1	13	182	137	75.3	33	232	137	59.1	30	302	195	64.6
	925630265	7092501	POTLAKE SECONDARY	2	20	23	18	78.3	0	29	22	75.9	12	51	40	78.4
	925630951	7092308	POTOKO SECONDARY	1	7	71	56	78.9	0	63	59	93.7	3	67	56	83.6
	925661139	7094103	RAMPHELANE SECONDARY	1	3	85	45	52.9	0	81	43	53.1	11	73	44	60.3
	925631237	7092104	RATANANG SECONDARY	1	0	40	31	77.5	3	65	56	86.2	11	59	56	94.9
	925661160	7094107	SEBASE SECONDARY	1	33	58	44	75.9	4	81	67	82.7	27	116	67	57.8
	925621049	7091206	SEDIBENG SENIOR SECONDARY	1	0	19	12	63.2	0	23	13	56.5	1	30	15	50.0
	925661184	7094208	SEFOGOLE SEPEKE SECONDARY	1	27	20	15	75.0	0	42	28	66.7	14	78	42	53.8
	923621056	7091412	SEGASHIFE SECONDARY	1	11	16	8	50.0	0	13	11	84.6	12	35	15	42.9
	925631268	7092108	SEHLAKU SECONDARY	1	0	116	77	66.4	0	126	81	64.3	86	284	185	65.1
	925631602	7092406	SELATOLE SECONDARY	1	0	30	20	66.7	21	64	22	34.4	6	61	24	39.3
	925610315	7093110	SELEBALO SECONDARY	1	0	44	13	29.5	2	53	16	30.2	4	57	24	42.1
	925621117	7091109	SEMORIRI SECONDARY	1	15	15	13	86.7	1	14	13	92.9	4	17	15	88.2
	925661221	7094301	SENGANGE SENIOR SECONDARY	1	34	31	22	71.0	4	30	15	50.0	9	57	27	47.4
	925661238	7094312	SEOKGOME SECONDARY	1	14	34	25	73.5	1	27	24	88.9	22	61	43	70.5
	925661252	7094105	SERAKI SENIOR SECONDARY	1	10	27	15	55.6	0	32	22	68.8	12	41	20	48.8
	925631626	7092409	SEROKOLO SECONDARY	2	0	51	35	68.6	0	36	34	94.4	1	47	38	80.9
	925630975	7092302	SHAKUNG SENIOR SECONDARY	1	8	8	4	50.0	0	13	5	38.5	0	17	5	29.4
	925361276	7094308	SHORWANE SECONDARY	1	9	15	15	100.0	15	45	15	33.3	11	45	30	66.7
	925621124	7091404	SOGANE SECONDARY	1	0	52	39	75.0	2	80	43	53.8	13	104	72	69.2
	925661658	7094405	ST MARK`S COMPREHENSIVE COLLEGE	4	7	138	98	71.0	3	175	103	58.9	15	220	159	72.3
	996601301	7093291	ST PETERS	99	5	38	24	63.2	0	71	40	56.3	1	72	57	79.2
	996602106	7091391	ST THOMAS COMBINED SCHOOL	99	0	87	87	100.0	0	101	101	100.0	0	139	139	100.0
	925621148	7091201	TAUNG HIGH	1	0	15	8	53.3	0	13	8	61.5	2	43	15	34.9
	925630654	7092411	TEKANANG SECONDARY	1	5	48	27	56.3	1	46	29	63.0	9	88	43	48.9
	925610087	7093305	TLOU NARE SENIOR SECONDARY	1	16	47	42	89.4	38	65	39	60.0	22	73	55	75.3

LIMPOPO																	
					2019				2020				2021				
District Name	EMIS No	Centre No	Centre Name	Quintile	Progressed No	Total Wrote	Total Achieved	% Achieved	Progressed No	Total Wrote	Total Achieved	% Achieved	Progressed No	Total Wrote	Total Achieved	% Achieved
SEKHUKHUNE EAST	925630326	7092504	TLOUPHUTI SECONDARY	1	13	60	23	38.3	0	67	38	56.7	2	74	46	62.2
	925661344	7094201	TSHABADIETLA SECONDARY SCHOOL	1	12	30	26	86.7	0	72	30	41.7	2	104	56	53.8
	925621186	7091108	TSHABELANG DINOKO SECONDARY	1	31	52	47	90.4	0	46	43	93.5	26	99	70	70.7
	925661351	7094207	TSHEHLWANENG SENIOR SECONDARY	1	26	80	30	37.5	0	50	20	40.0	1	106	40	37.7
	925630685	7092410	TSHIHLO SECONDARY	1	0	26	16	61.5	0	32	24	75.0	4	14	6	42.9
SEKHUKHUNE SOUTH	924650160	7103206	ABRAHAM SEROTE SECONDARY	1	30	52	33	63.5	3	99	69	69.7	31	178	65	36.5
	924650580	7102402	AM MASHEGO SECONDARY	2	18	126	56	44.4	0	146	90	61.6	42	144	104	72.2
	924650177	7103204	BOLEU HIGH	2	20	10	10	100.0	10	62	25	40.3	7	110	33	30.0
	924640064	7101305	BOPEDIBAPEDI SECONDARY	2	0	113	80	70.8	16	145	82	56.6	12	146	95	65.1
	996606601	7104310	DIBATHUTO SECONDARY SCHOOL	2	0	69	60	87.0	20	128	70	54.7	62	187	105	56.1
	924640118	7101101	DIPHALE SECONDARY	1	2	43	14	32.6	7	36	18	50.0	11	47	29	61.7
	996606602	7104303	DITHAMAGA SECONDARY SCHOOL	2	0	94	44	46.8	0	66	30	45.5	31	78	50	64.1
	996606511	7104192	DYNAMIQUE PRIVATE HIGH	99	0	57	37	64.9	0	56	53	94.6	0	49	49	100.0
	996606523	7104195	ELSHADAI COMBINED SCHOOL	99	3	36	31	86.1	0	36	30	83.3	0	48	45	93.8
	996606546	7104105	ESTER MALEKA COMPREHENSIVE HIGH SCHO	4	1	38	36	94.7	0	43	37	86.0	2	43	35	81.4
	996606540	7104194	GOOD SHEPHERD MODEL SCHOOL	99	20	86	60	69.8	0	60	52	86.7	0	44	42	95.5
	924650597	7103106	GOODHOPE SECONDARY	2	5	11	7	63.6	0	22	12	54.5	18	36	13	36.1
	996606504	7104104	GROBLERSDAL ACADEMY	5	0	50	39	78.0	4	64	59	92.2	0	61	48	78.7
	924643377	7102107	GUARDIAN ANGEL SECONDARY	3	0	90	78	86.7	0	85	75	88.2	0	76	71	93.4
	924651965	7103105	HLABI SECONDARY	2	30	79	73	92.4	44	86	69	80.2	16	97	80	82.5
	924651286	7103110	HLANGANANI SECONDARY	1	0	47	22	46.8	15	55	19	34.5	1	55	31	56.4
	996606537	7104103	HOERSKOOL BEN VILJOEN	5	0	125	121	96.8	0	132	126	95.5	0	130	126	96.9
	924651910	7103509	HUTUTU SENIOR SECONDARY	1	1	81	49	60.5	23	125	60	48.0	19	175	67	38.3
	924650603	7102404	IZIKHALI ZEMFUNDO SENIOR SECONDARY	1	1	28	16	57.1	0	29	14	48.3	10	49	21	42.9
	996606821	7104411	KGAGATLOU SECONDARY SCHOOL	1	20	29	22	75.9	8	48	37	77.1	12	57	40	70.2
	924640354	7102306	KGAHLANAMORULANA SENIOR SECONDARY	1	34	67	57	85.1	0	95	74	77.9	31	102	83	81.4
	924640446	7101304	KGOSHIMOROANGOATO SECONDARY	1	0	88	58	65.9	1	80	63	78.8	31	134	97	72.4
	996606715	7104206	KGOTHALA SECONDARY SCHOOL	2	14	26	24	92.3	1	34	33	97.1	4	82	77	93.9
	924640453	7101308	KGOTSWANE SECONDARY	1	0	18	8	44.4	0	9	5	55.6	5	12	5	41.7
	924650184	7103207	KOPA SECONDARY	1	32	77	61	79.2	0	112	88	78.6	22	122	89	73.0
	924650887	7103508	KOTOLE SECONDARY	2	0	59	30	50.8	20	55	22	40.0	22	89	30	33.7
	991102501	7103503	KUBELA SECONDARY SCHOOL	1	0	13	7	53.8	5	32	8	25.0	9	72	27	37.5

LIMPOPO																	
District Name	EMIS No	Centre No	Centre Name	Quintile	2019				2020				2021			
					Progressed No	Total Wrote	Total Achieved	% Achieved	Progressed No	Total Wrote	Total Achieved	% Achieved	Progressed No	Total Wrote	Total Achieved	% Achieved
SEKHUKHUNE SOUTH	924640538	7102104	LEGALETLWA SENIOR SECONDARY	1	34	19	14	73.7	0	22	9	40.9	0	46	6	13.0
	921230122	7103501	LEHWELERE MATLALA SECONDARY	1	0	26	20	76.9	14	41	24	58.5	8	44	32	72.7
	924640569	7102202	LEHWELERE SECONDARY	2	0	63	57	90.5	29	97	63	64.9	17	126	99	78.6
	924651231	7103108	LEKALA SECONDARY	1	18	17	7	41.2	8	21	12	57.1	14	26	17	65.4
	924640583	7103411	LEKHINE SECONDARY	1	2	17	11	64.7	6	30	15	50.0	8	34	17	50.0
	924640590	7101309	LEKOKO SECONDARY	1	0	50	35	70.0	1	54	46	85.2	10	63	50	79.4
	924640620	7102309	LEOKENG SECONDARY	1	15	16	9	56.3	0	42	7	16.7	14	62	30	48.4
	906120591	7103504	LEPELLE SECONDARY	1	0	80	36	45.0	19	70	47	67.1	19	115	61	53.0
	996606531	7102409	LERIANA SENIOR SECONDARY SCHOOL	2	1	37	24	64.9	0	63	18	28.6	1	49	22	44.9
	924640699	7101307	LETEBELE MARISHANE SECONDARY	1	0	47	28	59.6	1	48	34	70.8	6	55	39	70.9
	924640712	7101108	LEWALEMOLOMO SECONDARY	1	4	13	11	84.6	4	17	9	52.9	4	16	11	68.8
	924651538	7102491	LIVING WATER MPUDULLE	99					0	14	13	92.9	1	18	15	83.3
	996606544	7104193	LIVING WATER PRIVATE SCHOOL	99	0	47	41	87.2	0	29	22	75.9	0	25	22	88.0
	924650627	7102407	LOBOLI SECONDARY	1	22	35	13	37.1	0	57	14	24.6	22	72	34	47.2
	996606812	7104405	MABAKE SECONDARY SCHOOL	2	29	40	36	90.0	4	55	50	90.9	26	63	59	93.7
	924640750	7102102	MABODIBENG SECONDARY	1	20	36	16	44.4	0	32	20	62.5	8	75	19	25.3
	924640781	7101205	MADIKALEPUDI SECONDARY	1	0	12	7	58.3	7	14	3	21.4	6	15	9	60.0
	924640828	7102301	MAGALE SECONDARY	2	18	33	25	75.8	0	50	21	42.0	5	56	33	58.9
	924650672	7102303	MAGUKUBJANE SENIOR SECONDARY	1	5	27	11	40.7	6	25	11	44.0	5	40	18	45.0
	996606808	7104401	MAHLAKODISHE SECONDARY SCHOOL	1	23	26	18	69.2	19	42	29	69.0	24	70	44	62.9
	924651001	7103310	MAHLARE SENIOR SECONDARY	1	32	23	17	73.9	2	44	26	59.1	14	80	38	47.5
	924650191	7103512	MAHLONTEBE SECONDARY	1	0	64	39	60.9	25	94	58	61.7	22	117	64	54.7
	924640897	7101107	MAHWETSE SECONDARY	1	11	103	81	78.6	43	148	130	87.8	6	185	126	68.1
	924651958	7103301	MAJANE MATLALA SECONDARY	1	2	25	13	52.0	2	39	14	35.9	7	44	16	36.4
	921230191	7103502	MAJATLADI SECONDARY	1	1	75	34	45.3	8	73	41	56.2	8	106	48	45.3
	924643131	7102205	MAKHATO SECONDARY	2	18	16	15	93.8	0	33	16	48.5	3	49	43	87.8
	924640996	7102204	MAKWE SENIOR SECONDARY	2	20	29	24	82.8	24	52	41	78.8	13	61	43	70.5
	924641005	7102210	MAKWETLE SECONDARY	2	10	12	7	58.3	4	23	19	82.6	3	34	25	73.5
	924641036	7101209	MALABE SECONDARY	1	0	10	1	10.0	0	6	5	83.3	1	7	5	71.4
	924641067	7101301	MALEKUTU SENIOR SECONDARY	1	0	65	37	56.9	0	77	40	51.9	2	108	69	63.9
	924651507	7103111	MAMADI SECONDARY	1	46	15	12	80.0	10	26	15	57.7	6	64	31	48.4
	924641111	7103404	MAMPURU TSEKE SECONDARY	1	7	12	5	41.7	5	16	12	75.0	2	16	8	50.0
	924650207	7103101	MANG-LE-MANG SECONDARY	1	0	60	42	70.0	0	80	46	57.5	5	88	44	50.0

LIMPOPO																	
District Name	EMIS No	Centre No	Centre Name	Quintile	2019				2020				2021			
					Progressed No	Total Wrote	Total Achieved	% Achieved	Progressed No	Total Wrote	Total Achieved	% Achieved	Progressed No	Total Wrote	Total Achieved	% Achieved
SEKHUKHUNE SOUTH	924641142	7103410	MANGOLWANE SENIOR SECONDARY	1	2	11	2	18.2	0	23	2	8.7	2	23	15	65.2
	924641203	7101201	MANTLATLE SECONDARY	1	0	56	42	75.0	15	54	38	70.4	13	58	35	60.3
	924641210	7102111	MANTLHANYANE SECONDARY	1	4	3	1	33.3	5	9	3	33.3	7	9	1	11.1
	924651019	7103307	MANYAKU SECONDARY	1	20	49	32	65.3	0	69	36	52.2	10	59	42	71.2
	924641258	7103403	MAPHADIME SENIOR SECONDARY	1	8	26	4	15.4	2	21	6	28.6	1	21	13	61.9
	924651255	7103308	MARESELENG HIGH	1	0	10	7	70.0	0	29	15	51.7	9	35	18	51.4
	924641319	7102310	MARETELE SECONDARY	1	3	11	5	45.5	0	11	4	36.4	0	17	11	64.7
	924641364	7101104	MASEMOLA SENIOR SECONDARY	1	0	16	2	12.5	4	33	19	57.6	9	30	22	73.3
	924641371	7102206	MASERUMULE SECONDARY	1	21	48	44	91.7	22	98	55	56.1	37	150	91	60.7
	996606520	7102412	MATAILANE SECONDARY SCHOOL	2	10	39	9	23.1	0	31	14	45.2	27	70	20	28.6
	924641432	7101106	MATHUME SECONDARY	1	4	29	10	34.5	3	29	18	62.1	9	26	18	69.2
	924641463	7101110	MATLEBJOANE SECONDARY	1	9	44	40	90.9	1	36	30	83.3	3	51	31	60.8
	924320468	7103401	MATSHELE SECONDARY	1	3	33	29	87.9	0	32	19	59.4	5	45	35	77.8
	924641517	7102106	MATSHUMANE SECONDARY	2	75	111	59	53.2	1	186	68	36.6	58	272	92	33.8
	924641555	7101102	MMAKOPI SECONDARY	1	10	25	24	96.0	6	18	11	61.1	7	29	21	72.4
	924641593	7102302	MMAMOKOKGOLUSHI SECONDARY	1	37	43	23	53.5	1	52	27	51.9	1	128	51	39.8
	924643193	7102101	MMAUWANE SECONDARY	1	5	15	9	60.0	0	20	13	65.0	5	20	8	40.0
	924643124	7101206	MODIPADI SECONDARY	1	0	28	22	78.6	3	42	22	52.4	8	55	35	63.6
	924650924	7103303	MOGADIME SECONDARY	1	7	14	3	21.4	0	25	12	48.0	5	15	7	46.7
	924650276	7103209	MOGUDI SECONDARY	2	11	32	14	43.8	0	32	9	28.1	6	37	14	37.8
	996606618	7104301	MOHLABETSI SECONDARY SCHOOL	1	0	6	5	83.3	0	2	1	50.0	8	23	4	17.4
	996606702	7104202	MOHLAMME SECONDARY SCHOOL	2	60	110	50	45.5	6	96	34	35.4	0	180	67	37.2
	996606309	7104101	MOHLAREKOMA SECONDARY SCHOOL	1	15	16	7	43.8	6	43	20	46.5	1	36	31	86.1
	924641746	7102305	MOHLODI SECONDARY	1	1	18	8	44.4	0	21	5	23.8	0	23	5	21.7
	924641791	7103402	MOKGAPI SECONDARY	1	2	16	12	75.0	0	16	8	50.0	4	24	8	33.3
	924641784	7102208	MOKGERETLI SECONDARY	1	3	33	30	90.9	0	33	31	93.9	14	36	20	55.6
	924650979	7103505	MOKGOMA MATLALA SECONDARY	2	0	13	2	15.4	1	32	4	12.5	5	36	5	13.9
	924641821	7101311	MOKGUBI SECONDARY	1	0	30	5	16.7	2	34	5	14.7	4	30	12	40.0
	924651927	7103305	MOKONEAMABULA SECONDARY	1	22	37	19	51.4	0	50	34	68.0	10	49	28	57.1
	924641846	7101208	MOLEBELEDI SECONDARY	1	0	10	4	40.0	4	17	5	29.4	4	27	17	63.0
	924641906	7101109	MOLOMOTOATAU SECONDARY	1	0	23	9	39.1	2	22	11	50.0	3	24	21	87.5
	924641913	7103408	MOLWETSI SENIOR	1	20	69	49	71.0	14	60	47	78.3	18	98	63	64.3
	924650214	7103203	MONAMODI MATSEPE SECONDARY	2	20	56	39	69.6	6	61	37	60.7	22	78	38	48.7
	924641937	7101111	MONYAKU SECONDARY	1	3	14	7	50.0	7	25	13	52.0	1	21	11	52.4

LIMPOPO																	
District Name	EMIS No	Centre No	Centre Name	Quintile	2019				2020				2021			
					Progressed No	Total Wrote	Total Achieved	% Achieved	Progressed No	Total Wrote	Total Achieved	% Achieved	Progressed No	Total Wrote	Total Achieved	% Achieved
SEKHUKHUNE SOUTH	924641968	7102203	MOREKO SENIOR SECONDARY	2	15	154	154	100.0	24	182	180	98.9	6	188	182	96.8
	924641999	7102209	MORITI SECONDARY	1	2	5	4	80.0	0	8	7	87.5	2	18	10	55.6
	924650221	7103208	MOSHATE SENIOR SECONDARY	1	38	49	28	57.1	0	40	19	47.5	16	44	28	63.6
	924642053	7102311	MOTEANE SECONDARY	2	18	34	18	52.9	3	48	17	35.4	4	51	16	31.4
	924651859	7103210	MOTJEDI SECONDARY	1	34	58	40	69.0	0	77	44	57.1	11	139	51	36.7
	924652248	7103506	MOTODI SECONDARY	2	6	20	7	35.0	4	23	7	30.4	7	18	9	50.0
	924642114	7102207	MOTSWALEDI SECONDARY	1	11	9	3	33.3	0	15	10	66.7	3	20	11	55.0
	924642121	7101105	MOTUBATSE SECONDARY	1	9	49	31	63.3	0	46	41	89.1	0	82	44	53.7
	996603304	7103205	MPHAGE SECONDARY SCHOOL	2	64	42	22	52.4	6	71	22	31.0	46	112	20	17.9
	924650290	7103510	MPHAHLELE SECONDARY	1	0	25	18	72.0	19	40	17	42.5	4	52	16	30.8
	924642145	7103405	MPHEGOLLE SECONDARY	1	5	19	14	73.7	6	28	18	64.3	9	53	49	92.5
	924642152	7102108	MPHELE A MPHELE SECONDARY	1	14	23	21	91.3	5	31	19	61.3	8	46	19	41.3
	924650696	7102403	MPHEZULU SECONDARY	2	19	38	29	76.3	3	50	33	66.0	29	81	60	74.1
	924643407	7101310	MPOLE SECONDARY	1	0	17	8	47.1	0	38	20	52.6	17	50	19	38.0
	996606705	7104201	NALA SECONDARY SCHOOL	2	59	84	69	82.1	78	139	69	49.6	3	164	113	68.9
	924650238	7103211	NALEDI-YA-MESO SECONDARY	1	0	17	4	23.5	0	15	8	53.3	6	26	6	23.1
	924642213	7102304	NAMUDI SECONDARY	1	7	6	5	83.3	0	19	5	26.3	4	19	4	21.1
	924651484	7103507	NAPE-A-NGWATO HIGH	2	0	41	17	41.5	20	43	21	48.8	11	47	27	57.4
	924651293	7103107	NDENDEKA HIGH	1	18	19	15	78.9	9	32	21	65.6	16	51	29	56.9
	924642237	7103409	NGALE SECONDARY	1	5	59	35	59.3	9	77	29	37.7	4	55	40	72.7
	924651279	7103109	NGULU HIGH	1	0	52	25	48.1	16	65	31	47.7	21	52	28	53.8
	924651866	7103511	NGWANAKWENA SECONDARY	1	1	106	78	73.6	35	127	50	39.4	19	112	67	59.8
	924642281	7103304	NGWANAMASHILE SENIOR SECONDARY	1	21	38	29	76.3	1	41	25	61.0	9	52	26	50.0
	924642305	7101302	NGWANATSHWANE SECONDARY	1	0	82	80	97.6	0	76	75	98.7	19	116	100	86.2
	996606711	7104204	NGWATO-A-MPHELA PUBLIC SCHOOL	2	8	31	17	54.8	10	43	17	39.5	0	57	21	36.8
	924642329	7101203	NKGONYELETSE SECONDARY	1	0	64	42	65.6	4	34	20	58.8	2	52	32	61.5
	924642374	7102308	NTSHEBELE SECONDARY	1	25	58	25	43.1	0	91	42	46.2	30	114	56	49.1
	996606832	7104410	NTSHIBA SECONDARY SCHOOL	2	12	20	16	80.0	12	32	19	59.4	30	63	32	50.8
	996606701	7104207	OR TAMBO COMPREHENSIVE SCHOOL	2	51	33	30	90.9	30	88	23	26.1	4	102	45	44.1
	996606801	7104403	PEZUNGA SECONDARY SCHOOL	1	23	10	8	80.0	1	8	7	87.5	15	38	15	39.5
	924642428	7102201	PHATAMETSANE SECONDARY	2	42	52	32	61.5	7	79	51	64.6	34	95	52	54.7
	924642466	7102112	PHIRIAGAE SECONDARY	1	16	7	5	71.4	0	8	2	25.0	21	31	10	32.3
	924651262	7103103	PHOKANOKA HIGH	1	19	71	23	32.4	0	92	25	27.2	45	133	56	42.1
	924642480	7101103	PHOROANE SECONDARY	1	16	16	12	75.0	14	24	12	50.0	8	35	24	68.6
	924643315	7101204	PHUTI-KWENA SECONDARY	1	0	48	39	81.3	15	52	26	50.0	13	59	42	71.2
	924642527	7102105	PONTI SECONDARY	1	11	54	39	72.2	1	52	37	71.2	8	80	67	83.8

LIMPOPO																	
					2019				2020				2021				
District Name	EMIS No	Centre No	Centre Name	Quintile	Progressed No	Total Wrote	Total Achieved	% Achieved	Progressed No	Total Wrote	Total Achieved	% Achieved	Progressed No	Total Wrote	Total Achieved	% Achieved
SEKHUKHUNE SOUTH	996606607	7104305	RAMATSHAGALALA SECONDARY SCHOOL	1	54	111	93	83.8	1	169	103	60.9	111	229	144	62.9
	996606718	7104203	RAMOGOSETSI MAGANA SECONDARY SCHOOL	2	0	54	36	66.7	4	66	33	50.0	0	58	43	74.1
	924642572	7101202	RANTOBENG SECONDARY	1	0	167	156	93.4	12	171	164	95.9	4	190	183	96.3
	924642589	7102103	REBONE SECONDARY	1	15	67	55	82.1	40	136	70	51.5	26	226	117	51.8
	996603301	7103201	REFILWE SECONDARY	2	21	74	71	95.9	5	116	88	75.9	15	209	137	65.6
	996606820	7104407	REFILWE SECONDARY SCHOOL	2	33	21	10	47.6	2	31	18	58.1	7	42	26	61.9
	996606631	7104306	REITOMETJE SECONDARY SCHOOL	2									17	38	17	44.7
	996606815	7104406	REKHUDITSE SECONDARY SCHOOL	2	15	57	42	73.7	8	61	45	73.8	28	107	69	64.5
	996606824	7104404	REPHAFOGILE SECONDARY SCHOOL	2	28	34	25	73.5	4	51	22	43.1	34	81	49	60.5
	996606509	7104102	SANGO COMBINED SCHOOL	1	0	44	44	100.0	0	31	25	80.6	1	32	28	87.5
	996606603	7104302	SEBAKANAGA SECONDARY SCHOOL	2	56	85	73	85.9	1	134	95	70.9	27	209	160	76.6
	996606816	7104409	SEBJALEBJALE SECONDARY SCHOOL	2	24	32	23	71.9	17	29	18	62.1	15	53	34	64.2
	924650733	7102405	SEGOLOLA HIGH	1	0	50	21	42.0	0	48	14	29.2	16	65	27	41.5
	924642749	7102109	SEOPO SENIOR SECONDARY	1	25	30	18	60.0	0	29	12	41.4	3	47	14	29.8
	924642756	7103407	SEPHEU MOLEKE SECONDARY	1	32	43	34	79.1	1	88	82	93.2	6	114	86	75.4
	996606727	7104205	SEREME COMBINED SCHOOL	2	1	27	7	25.9	0	35	17	48.6	0	46	18	39.1
	996606528	7102410	SKHOSANA SECONDARY SCHOOL	2	33	20	14	70.0	2	49	14	28.6	13	54	16	29.6
	924650740	7103102	ST PAUL`S HIGH	2	0	129	114	88.4	28	140	86	61.4	20	115	98	85.2
	996606535	7104191	ST GREGORIES COLLEGE	99	5	37	35	94.6	0	49	46	93.9	0	77	77	100.0
	996606608	7104309	ST JOSEFS SECONDARY SCHOOL	2	75	72	59	81.9	0	102	24	23.5	63	116	41	35.3
	996606610	7104304	TADIMANE SECONDARY SCHOOL	2	0	35	28	80.0	0	62	23	37.1	19	84	42	50.0
	924642848	7101303	TENYANE SECONDARY	1	0	34	31	91.2	0	45	33	73.3	0	69	49	71.0
	924643148	7102110	THAKGUDI SECONDARY	1	19	14	12	85.7	0	20	5	25.0	16	39	15	38.5
	996606630	7104308	THEJANE SECONDARY SCHOOL	1	0	49	39	79.6	0	71	41	57.7	46	133	47	35.3
	996606625	7104307	THLAKO COMBINED SCHOOL	2	42	64	43	67.2	0	41	33	80.5	19	81	62	76.5
	996606536	7102411	TJETJE SECONDARY SCHOOL	2	59	49	42	85.7	7	106	31	29.2	30	128	47	36.7
	996606810	7104402	TLHAKANANG SECONDARY SCHOOL	1	27	55	50	90.9	0	51	50	98.0	0	80	77	96.3
	924643001	7101306	TSEKEMARISHANE SENIOR SECONDARY	1	0	22	6	27.3	2	20	9	45.0	7	21	5	23.8
	924643049	7103406	TSHEGE SECONDARY	1	20	13	8	61.5	4	18	14	77.8	5	28	14	50.0
	996606828	7104408	TSHIKANOSHI SECONDARY SCHOOL	2	13	32	27	84.4	10	25	19	76.0	19	46	44	95.7
	924650757	7102401	ZAMA ZAMA SECONDARY	1	0	59	26	44.1	0	98	30	30.6	38	96	46	47.9

LIMPOPO																	
					2019				2020				2021				
District Name	EMIS No	Centre No	Centre Name	Quintile	Progressed No	Total Wrote	Total Achieved	% Achieved	Progressed No	Total Wrote	Total Achieved	% Achieved	Progressed No	Total Wrote	Total Achieved	% Achieved
	924650764	7102408	ZAMOKUHLE HIGH	1	0	73	47	64.4	38	94	70	74.5	20	122	111	91.0
	924650771	7102406	ZENZELENI SENIOR SECONDARY	1	6	10	9	90.0	0	13	6	46.2	4	18	10	55.6
VHEMBE EAST	911360948	7061401	ADOLF MHINGA HIGH	1	45	38	34	89.5	7	50	47	94.0	23	122	79	64.8
	993301400	7061306	ALFRED NNGWEDZENI SECONDARY SCHOOL	2	6	54	44	81.5	11	42	36	85.7	12	58	49	84.5
	993301205	7061212	ALTEIN SECONDARY	2									7	33	26	78.8
	930351203	7063201	AZWIFARWI SECONDARY	2	130	198	194	98.0	66	185	179	96.8	8	213	206	96.7
	930351289	7063505	BABABA SECONDARY	3	52	38	31	81.6	21	66	39	59.1	23	88	39	44.3
	911360887	7061403	BASOPA HIGH	1	96	120	107	89.2	9	78	73	93.6	0	164	136	82.9
	930321202	7061608	DAVHANA SECONDARY	2	12	54	53	98.1	28	93	70	75.3	16	82	66	80.5
	929311564	7062107	DAVID MUTSHINYALO SECONDARY	1	28	83	64	77.1	12	50	46	92.0	23	109	74	67.9
	930351364	7063401	DENGA TSHIVHASE SECONDARY	3	44	28	24	85.7	35	42	25	59.5	37	80	60	75.0
	930351357	7063410	DENGENYA SECONDARY	3	40	45	41	91.1	0	39	33	84.6	12	98	47	48.0
	930320247	7063101	DIMANI AGRICULTURAL HIGH	3	87	147	110	74.8	103	204	151	74.0	81	180	165	91.7
	911361385	7061304	DLAMANI HIGH	2	49	149	132	88.6	57	127	89	70.1	30	148	122	82.4
	929310417	7062304	DYELAMANAVHA SECONDARY	1	22	19	11	57.9	6	23	17	73.9	5	46	23	50.0
	929311458	7062306	DZIMAULI SECONDARY	2	24	43	42	97.7	12	37	36	97.3	37	78	71	91.0
	930351371	7063411	DZWABONI SECONDARY	3	22	45	36	80.0	18	59	40	67.8	23	76	45	59.2
	930321219	7061601	EDISON NESENGANI SECONDARY	2	101	164	160	97.6	27	124	121	97.6	8	294	244	83.0
	911360832	7061102	EPP MHINGA SECONDARY	3	21	241	224	92.9	55	326	249	76.4	51	300	245	81.7
	905350095	7063307	FHATUWANI SECONDARY	1	38	44	41	93.2	2	40	35	87.5	20	96	70	72.9
	929310400	7062204	FHETANI SECONDARY	1	31	32	24	75.0	29	49	34	69.4	32	64	31	48.4
	911361484	7061506	FRANCE SOMBHANI SECONDARY	2	27	36	31	86.1	10	29	22	75.9	15	61	38	62.3
	930351463	7063606	FRANS RASIMPHI SECONDARY	3	23	62	55	88.7	19	82	72	87.8	8	72	57	79.2
	930360535	7062601	FUNZWANI SECONDARY	3	17	52	39	75.0	9	47	32	68.1	9	79	36	45.6
	911360870	7061107	GEORGE SONTO HIGH	2	26	85	61	71.8	0	100	79	79.0	0	141	94	66.7
	911361262	7061203	GIDJANA SECONDARY	2	13	69	52	75.4	7	66	57	86.4	3	65	57	87.7
	930351210	7063203	GOLE SECONDARY	1	54	70	64	91.4	38	107	72	67.3	0	84	66	78.6
	911361392	7061204	GOVHU SECONDARY	2	11	17	16	94.1	16	41	32	78.0	6	43	29	67.4
	930351555	7063501	GUMANI TECHNICAL HIGH	3	40	28	27	96.4	39	50	28	56.0	34	73	38	52.1
	930351388	7063402	GUVHUKUVHU SECONDARY	3	21	32	23	71.9	13	59	45	76.3	20	84	57	67.9
	929310370	7062203	HANYANI SECONDARY	2	15	41	34	82.9	16	78	65	83.3	10	68	54	79.4
	911361644	7061105	HLALUKO SECONDARY	2	10	98	68	69.4	0	87	70	80.5	2	110	85	77.3
	911361781	7061510	HLALUKWENI HIGH	2	50	127	117	92.1	26	109	93	85.3	35	165	114	69.1
	911361774	7061501	HUMULA SECONDARY	1	19	51	35	68.6	13	49	30	61.2	22	58	32	55.2
	993301204	7061208	JILONGO HIGH SCHOOL	1	35	109	79	72.5	19	165	66	40.0	35	214	149	69.6
	911360894	7061404	JIM CHAVANI HIGH	2	16	254	225	88.6	5	139	135	97.1	13	343	298	86.9
	911361231	7061504	JIM YINGWANI HIGH	2	0	50	43	86.0	0	81	66	81.5	16	83	52	62.7
	911361895	7061511	JOHANNES RAMAVHOYA SECONDARY	2	11	23	11	47.8	6	24	9	37.5	6	33	16	48.5

LIMPOPO																	
District Name	EMIS No	Centre No	Centre Name	Quintile	2019				2020				2021			
					Progressed No	Total Wrote	Total Achieved	% Achieved	Progressed No	Total Wrote	Total Achieved	% Achieved	Progressed No	Total Wrote	Total Achieved	% Achieved
VHEMBE EAST	911361798	7061507	JOHN MBHEDLHE SECONDARY	2	15	56	43	76.8	13	60	44	73.3	20	81	52	64.2
	930321226	7061606	JOHN MUTHEIWANA SECONDARY SCHOOL	2	12	85	84	98.8	14	69	69	100.0	21	127	121	95.3
	993301303	7061407	JOSEPH RHANGANI SECONDARY SCHOOL	2					7	46	43	93.5	6	36	24	66.7
	911321660	7061611	JULIUS SECONDARY SCHOOL	1	0	62	29	46.8	7	38	21	55.3	12	62	30	48.4
	929310738	7062402	KHANGALE SECONDARY	2	7	25	21	84.0	20	30	19	63.3	15	36	17	47.2
	911361224	7061503	KHATISA SECONDARY	1	53	87	71	81.6	17	142	106	74.6	17	217	122	56.2
	930320339	7063102	KHWEVHA COMMERCIAL	3	36	155	116	74.8	24	137	85	62.0	49	166	114	68.7
	930320292	7063106	LIGEGE SECONDARY	3	40	60	56	93.3	14	62	60	96.8	18	153	139	90.8
	930350088	7063301	LIIVHA COMBINED	3	26	81	68	84.0	31	104	86	82.7	35	111	89	80.2
	930360979	7062610	LIMBEDZI SECONDARY	1	9	10	9	90.0	7	16	10	62.5	5	21	9	42.9
	930310967	7062104	LUCAS RATSHALINGWA SECONDARY	3	23	25	23	92.0	9	29	26	89.7	4	53	49	92.5
	929311021	7062102	LUNWANNGWE SECONDARY	2	0	27	25	92.6	10	33	29	87.9	14	40	22	55.0
	902351487	7063608	LUPHAI SECONDARY	2	27	43	39	90.7	13	40	29	72.5	12	52	37	71.2
	930320223	7063105	LWANDANI SECONDARY	2	41	34	26	76.5	10	24	24	100.0	27	65	48	73.8
	993302201	7062205	LWAPHUNGU SECONDARY	2	16	33	25	75.8	0	34	27	79.4	1	94	42	44.7
	930321233	7061603	LWENZHE SECONDARY	1	3	12	4	33.3	28	29	27	93.1	1	20	20	100.0
	911360900	7061305	MADADZHE SECONDARY	2	17	17	12	70.6	18	34	23	67.6	9	45	24	53.3
	911361439	7061206	MADONSI HIGH	1	5	14	9	64.3	1	8	4	50.0	3	18	6	33.3
	930320254	7063107	MAGALANNGWE SECONDARY	2	20	40	36	90.0	13	44	39	88.6	38	83	62	74.7
	911361651	7061104	MAHUNTSI SECONDARY	2	27	75	54	72.0	10	42	29	69.0	30	84	47	56.0
	930310691	7062405	MAKUYA SECONDARY	2	38	37	34	91.9	17	43	39	90.7	9	91	63	69.2
	911360856	7061101	MALAMULELE SECONDARY	2	10	112	90	80.4	3	64	62	96.9	14	104	85	81.7
	929311359	7062303	MALILELE SECONDARY	2	16	19	18	94.7	6	23	19	82.6	20	50	29	58.0
	929311373	7062302	MAMPHODO SECONDARY	2	2	8	6	75.0	9	13	10	76.9	3	23	13	56.5
	905332030	7063304	MARUDE SECONDARY	3	153	116	70	60.3	0	142	73	51.4	88	137	66	48.2
	929311380	7062301	MATAVHELA SECONDARY	2	40	187	159	85.0	0	122	112	91.8	10	143	118	82.5
	911361422	7061308	MATIMBA SECONDARY	2	39	44	23	52.3	16	53	33	62.3	14	82	23	28.0
	930321172	7061610	MATODZI SECONDARY	2	10	31	19	61.3	6	49	25	51.0	0	33	25	75.8
	911361767	7061211	MBHANYELE SECONDARY	2	33	115	72	62.6	32	119	76	63.9	32	131	66	50.4
	930351395	7063405	MBILWI SECONDARY	4	17	421	382	90.7	13	416	365	87.7	1	470	361	76.8
	930360962	7062607	MILTON MPFUMEDZENI SECONDARY	2	60	182	126	69.2	55	232	129	55.6	75	257	163	63.4
	930361217	7061512	MOVHE SECONDARY	1	8	12	10	83.3	5	19	6	31.6	15	35	25	71.4
	930360955	7062602	MPANDELI SECONDARY	2	38	204	133	65.2	35	172	103	59.9	9	199	114	57.3
	930350071	7063306	MPFARISENI SECONDARY	1	32	30	15	50.0	0	31	13	41.9	25	44	23	52.3
	930310998	7062103	MPHALALENI SECONDARY	2	45	72	68	94.4	51	138	116	84.1	36	102	92	90.2
	911361200	7061108	MPHAMBO HIGH	2	37	155	109	70.3	25	149	104	69.8	31	167	116	69.5
	930351401	7063408	MPHAPHULI SECONDARY	3	44	179	149	83.2	16	196	123	62.8	34	185	131	70.8
	911361415	7061209	MTITITI SECONDARY	2	13	57	36	63.2	9	59	30	50.8	18	95	59	62.1
	929310684	7062403	MUBALANGANYI SECONDARY	2	39	35	28	80.0	20	33	23	69.7	16	48	30	62.5

LIMPOPO																	
					2019				2020				2021				
District Name	EMIS No	Centre No	Centre Name	Quintile	Progressed No	Total Wrote	Total Achieved	% Achieved	Progressed No	Total Wrote	Total Achieved	% Achieved	Progressed No	Total Wrote	Total Achieved	% Achieved
VHEMBE EAST	930321165	7061605	MUGOIDWA SECONDARY	2	27	56	56	100.0	41	75	75	100.0	7	58	55	94.8
	930351296	7063508	MUHANELWA SECONDARY	2	19	31	20	64.5	7	30	22	73.3	8	42	23	54.8
	930351500	7063603	MUHUYUWATHOMBA SECONDARY	2	69	71	60	84.5	30	75	66	88.0	2	106	79	74.5
	930351227	7063206	MUKHWANTHELI SECONDARY	1	82	163	110	67.5	50	208	157	75.5	21	154	115	74.7
	930351302	7063506	MUKULA HIGH	2	16	37	23	62.2	16	37	28	75.7	10	37	29	78.4
	931352063	7063592	MUKULA INTERGRATED	99	13	160	146	91.3	7	178	160	89.9	17	208	191	91.8
	930320285	7063109	MUTHAMARO SECONDARY	2	38	33	32	97.0	19	29	25	86.2	33	58	35	60.3
	930321158	7061609	MUTHURWANA SECONDARY	2	16	35	33	94.3	15	37	26	70.3	16	43	32	74.4
	929310974	7062101	MUTSHUTSHU SECONDARY	2	8	50	40	80.0	8	41	38	92.7	13	56	38	67.9
	930351234	7063208	MUVHAVHA SECONDARY	2	0	17	16	94.1	14	15	7	46.7	10	8	4	50.0
	930320230	7063108	NDAEDZO SECONDARY	2	54	103	95	92.2	31	87	72	82.8	7	104	74	71.2
	930310714	7062404	NDARIENI SECONDARY	1	26	50	36	72.0	27	46	23	50.0	33	51	26	51.0
	993301102	7061191	NEW ERA COLLEGE	99	25	96	85	88.5	0	146	135	92.5	2	215	195	90.7
	993305200	7063591	NEW GENERATION GIRLS ACADEMY	99	4	69	62	89.9	1	70	65	92.9	0	78	70	89.7
	911361255	7061307	NGHEZIMANI HIGH	2	39	18	11	61.1	20	33	30	90.9	11	67	36	53.7
	911361828	7061406	NGULA SECONDARY	2	30	30	23	76.7	13	25	7	28.0	9	29	19	65.5
	929310363	7062202	NIANI SECONDARY	2	44	10	8	80.0	0	13	13	100.0	13	69	43	62.3
	911360863	7061302	NKATINI HIGH	2	27	24	9	37.5	12	26	11	42.3	1	65	29	44.6
	930351418	7063409	NTHETSHELESENI SECONDARY	3	17	37	33	89.2	0	57	40	70.2	15	119	78	65.5
	911361446	7061201	NTLHAVENI HIGH	2	14	32	30	93.8	14	28	21	75.0	2	56	43	76.8
	930360993	7062603	NTODENI SECONDARY	2	23	58	56	96.6	20	64	55	85.9	5	75	70	93.3
	916411273	7061210	NTSAKOMATSAKALI SECONDARY	1	12	34	15	44.1	13	60	22	36.7	11	62	35	56.5
	930361088	7062605	NTSENDZENI SECONDARY	2	19	37	19	51.4	6	34	26	76.5	15	57	24	42.1
	911360917	7061309	NWANATI HIGH	1	21	155	92	59.4	8	99	83	83.8	4	263	98	37.3
	929310721	7062401	NYADZANI SECONDARY	2	20	36	34	94.4	0	21	20	95.2	4	40	26	65.0
	905361637	7061205	PENINGHOTSA HIGH	2	7	12	3	25.0	4	11	7	63.6	7	10	1	10.0
	930351425	7063406	PHASWANA SECONDARY	3	59	80	73	91.3	52	107	78	72.9	15	183	118	64.5
	929311397	7062508	PHOPHI SECONDARY	2	19	42	34	81.0	15	38	32	84.2	23	53	34	64.2
	911361453	7061509	PHOTANI SECONDARY	2	15	78	51	65.4	0	109	63	57.8	51	105	63	60.0
	911360849	7061301	PP HLUNGWANI HIGH	1	26	148	139	93.9	9	110	107	97.3	28	203	149	73.4
	930351449	7063403	RALSON TSHINANNE SECONDARY	2	33	46	42	91.3	0	65	54	83.1	44	106	64	60.4
	930351432	7063407	RALUSWIELO SECONDARY	3	95	30	19	63.3	10	42	30	71.4	19	101	38	37.6
	930351319	7063504	RALUVHIMBA SECONDARY	2	2	32	20	62.5	0	43	28	65.1	7	55	29	52.7
	929311588	7062504	RAMMBUDA SECONDARY	2	0	71	47	66.2	0	50	44	88.0	2	58	53	91.4
	930361095	7062608	RANNDOGWANA SECONDARY	1	34	41	28	68.3	32	60	34	56.7	29	71	59	83.1
	929310424	7062305	RATSHIBVUMO SECONDARY	2	24	27	27	100.0	17	48	43	89.6	24	170	75	44.1
	930321134	7061604	RATSHIKWEKWETE SECONDARY	2	20	29	25	86.2	15	28	23	82.1	6	65	41	63.1
	929311403	7062506	RATSHILUMELA SECONDARY	2	5	25	18	72.0	0	12	11	91.7	2	40	33	82.5

LIMPOPO																	
District Name	EMIS No	Centre No	Centre Name	Quintile	2019				2020				2021			
					Progressed No	Total Wrote	Total Achieved	% Achieved	Progressed No	Total Wrote	Total Achieved	% Achieved	Progressed No	Total Wrote	Total Achieved	% Achieved
VHEMBE EAST	929310387	7062201	RATSHISASE SECONDARY	2	27	118	98	83.1	9	96	87	90.6	9	119	96	80.7
	911361460	7061508	RHABELA SEC SCHOOL	2	10	25	13	52.0	13	27	5	18.5	28	27	9	33.3
	911360924	7061402	RIPAMBETA HIGH	2	52	168	106	63.1	22	64	47	73.4	12	162	90	55.6
	929311342	7062501	ROBERT MBULUNGENI SECONDARY	3	14	29	14	48.3	19	27	14	51.9	26	55	28	50.9
	930351241	7063207	SAM MAVHINA SECONDARY	2	34	59	41	69.5	26	78	49	62.8	5	69	46	66.7
	993301202	7061202	SDW NXUMALO HIGH	2	22	80	66	82.5	19	74	53	71.6	8	60	49	81.7
	930320278	7063103	SHAYANDIMA SECONDARY	3	49	122	96	78.7	57	127	90	70.9	24	198	108	54.5
	911361477	7061505	SHIGAMANI HIGH	2	11	29	26	89.7	11	35	24	68.6	23	48	28	58.3
	911360931	7061405	SHIKUNDU HIGH	2	136	148	122	82.4	25	127	100	78.7	14	127	110	86.6
	911360818	7061103	SHINGWEDZI SECONDARY	3	14	115	92	80.0	0	199	146	73.4	23	223	119	53.4
	911360825	7061106	SHIRILELE SECONDARY	2	39	85	66	77.6	0	108	60	55.6	13	164	67	40.9
	911361408	7061207	SHITLHANGOMA SECONDARY	2	20	28	18	64.3	18	27	13	48.1	17	35	11	31.4
	930351326	7063503	SILEMALE SECONDARY	2	42	38	28	73.7	36	58	41	70.7	17	64	44	68.8
	929311045	7062591	ST AUGUSTINE RESIDENTIAL	99	0	58	58	100.0	0	59	58	98.3	0	74	73	98.6
	930310707	7062406	SUMBANA SECONDARY	1	18	63	32	50.8	0	70	32	45.7	21	70	48	68.6
	930320261	7063104	THAMBATSHIRA SECONDARY	2	17	32	30	93.8	21	30	25	83.3	10	52	36	69.2
	911361862	7061303	THAMBISA SECONDARY	2	8	53	35	66.0	12	77	69	89.6	9	152	93	61.2
	930351258	7063204	THASE SECONDARY	1	32	43	38	88.4	7	41	35	85.4	20	57	42	73.7
	930310950	7062106	THATHE SECONDARY	2	10	14	14	100.0	0	23	16	69.6	1	24	9	37.5
	929311434	7062503	THENGWE SECONDARY	3	1	352	322	91.5	0	401	366	91.3	49	513	428	83.4
	930351333	7063507	THINASHAKA SECONDARY	2	26	73	54	74.0	23	91	68	74.7	26	114	67	58.8
	930351272	7063205	THIVHILAELI SECONDARY	2	50	93	62	66.7	29	105	61	58.1	14	74	52	70.3
	930350064	7063303	THOHOYANDOU SECONDARY	4	52	250	239	95.6	13	203	193	95.1	7	297	284	95.6
	930350057	7063302	THOHOYANDOU TECHNICAL HIGH	4	37	154	129	83.8	12	172	141	82.0	55	193	148	76.7
	930350019	7063308	THUSALUSHAKA SECONDARY	2	16	15	11	73.3	12	22	8	36.4	8	32	14	43.8
	929311427	7062502	TODANI SECONDARY	2	65	114	96	84.2	4	48	44	91.7	30	208	152	73.1
	929311007	7062108	TOMBOLAGOLE SECONDARY	1	17	23	20	87.0	34	43	14	32.6	14	27	13	48.1
	930361101	7062604	TONDALUSHAKA SECONDARY	2	37	57	39	68.4	14	56	39	69.6	8	107	42	39.3
	930351524	7063605	TSHADAMA SECONDARY	2	23	69	64	92.8	26	49	43	87.8	17	82	67	81.7
	930351340	7063502	TSHIDIMBINI SECONDARY	2	45	36	29	80.6	10	30	25	83.3	8	66	39	59.1
	930350040	7063391	TSHIKEVHA CHRISTIAN SECONDARY	99	3	67	64	95.5	2	58	57	98.3	0	50	47	94.0
	929310394	7062206	TSHIKUNDAMALEMA SECONDARY	2	0	102	92	90.2	41	94	59	62.8	7	97	79	81.4
	930351265	7063202	TSHILALA SECONDARY	2	28	37	35	94.6	28	51	43	84.3	29	70	54	77.1
	930321196	7061607	TSHIMBUPFE SECONDARY	2	19	32	32	100.0	10	24	23	95.8	18	65	49	75.4
	930321264	7061602	TSHIPAKONI SECONDARY	2	22	46	41	89.1	44	64	54	84.4	22	85	67	78.8
	930351531	7063604	TSHIVHASE SECONDARY	2	43	398	352	88.4	0	317	302	95.3	5	468	452	96.6
	930350026	7063305	TSHIVHIDZO MASIAGWALA SECONDARY	3	35	23	19	82.6	0	31	19	61.3	21	61	41	67.2
	929311410	7062505	TSHIWANGAMATEMBELE SECONDARY	2	2	48	38	79.2	1	34	25	73.5	4	43	30	69.8

LIMPOPO																	
					2019				2020				2021				
District Name	EMIS No	Centre No	Centre Name	Quintile	Progressed No	Total Wrote	Total Achieved	% Achieved	Progressed No	Total Wrote	Total Achieved	% Achieved	Progressed No	Total Wrote	Total Achieved	% Achieved
VHEMBE EAST	929311441	7062507	VELE SECONDARY	2	9	43	40	93.0	12	59	48	81.4	10	58	42	72.4
	930310981	7062105	VHUTAVHATSINDI SECONDARY	2	5	34	31	91.2	0	37	33	89.2	1	61	37	60.7
	993301105	7061310	VUSWAYI HIGH SCHOOL	1	9	40	27	67.5	9	52	42	80.8	12	81	62	76.5
	930361001	7062609	VUVUMUTSHENA SECONDARY SCHOOL	1	22	37	29	78.4	15	35	24	68.6	24	65	47	72.3
	930351456	7063404	WILLIAM THEMELI SECONDARY	2	22	30	28	93.3	11	24	19	79.2	18	57	44	77.2
	905361620	7061502	XIMUNWANA	1	37	123	96	78.0	33	133	101	75.9	14	252	191	75.8
	930352075	7063607	ZWITHUZWAVHUDI SECONDARY	2	14	30	24	80.0	4	19	18	94.7	8	55	33	60.0
VHEMBE WEST	912520016	7052306	AKANI HIGH	3	55	32	21	65.6	5	63	24	38.1	30	87	40	46.0
	993304101	7051291	AMARIA COMBINED SCHOOL	99	0	30	29	96.7	0	24	21	87.5	0	36	34	94.4
	930320742	7053202	ANDRIES MUGAGULI SECONDARY	1	21	31	25	80.6	16	22	17	77.3	13	37	20	54.1
	993304506	7051591	BENNY'S SPORTS DEV & ACADEMY COMBINED	99	6	31	19	61.3	0	16	11	68.8	4	18	13	72.2
	993304103	7051293	COMPREHENSIVE TRINITY ACADEMY	99	0	18	15	83.3	2	29	23	79.3	0	23	23	100.0
	931340982	7052406	DAVID LUVHIMBA SECONDARY	2	59	48	42	87.5	25	67	37	55.2	47	92	24	26.1
	931340999	7052403	DENGA SECONDARY	3	10	37	20	54.1	12	36	16	44.4	4	38	14	36.8
	928330893	7051202	DIMBANYIKA SECONDARY	3	71	32	28	87.5	12	37	13	35.1	12	61	40	65.6
	928330466	7051101	DZATA SECONDARY	3	72	148	141	95.3	0	157	154	98.1	0	289	237	82.0
	912331377	7051705	ELIM HIGH	3	54	107	79	73.8	50	143	83	58.0	31	228	179	78.5
	905332486	7051691	EMMANUEL CHRISTIAN	99	0	35	35	100.0	0	34	34	100.0	0	41	41	100.0
	912520153	7052301	FRANK MAHATLANI SECONDARY	2	20	29	19	65.5	12	41	27	65.9	0	30	25	83.3
	928330985	7051301	FRANK RAVELE SECONDARY	3	27	10	8	80.0	23	30	13	43.3	7	31	14	45.2
	928330879	7051307	GEORGE MBULAHENI SECONDARY	3	38	68	58	85.3	17	73	64	87.7	17	133	86	64.7
	918521095	7052103	GEORGE MSWAZI HIGH	3	7	19	9	47.4	3	20	14	70.0	5	32	26	81.3
	928332431	7051292	GONDOLIKHETHWA PRIMARY	99	0	26	26	100.0	0	40	38	95.0	0	42	37	88.1
	930320728	7053103	GWAMASENGA SECONDARY	3	63	60	43	71.7	17	73	52	71.2	20	139	80	57.6
	912510061	7052105	HANYANI NKUZANA HIGH	3	12	86	79	91.9	6	99	81	81.8	16	139	102	73.4
	912520078	7052102	HLUVUKA HIGH	3	1	235	207	88.1	4	299	207	69.2	6	345	259	75.1
	902331735	7051406	HOERSKOOL ERIC LOUW HIGH SCHOOL	5	5	72	70	97.2	3	79	71	89.9	39	85	76	89.4
	912332530	7051701	HS PHILLIPS SECONDARY	3	0	26	15	57.7	1	22	9	40.9	8	35	26	74.3
	928330954	7051206	HUMBELANI SECONDARY	3	41	63	52	82.5	24	49	43	87.8	6	81	69	85.2
	930330398	7051107	JACK LAVHENGWA SECONDARY	3	34	27	25	92.6	0	39	27	69.2	6	67	27	40.3
	912521532	7052108	JAJI SECONDARY	2	0	39	31	79.5	3	26	24	92.3	18	43	28	65.1
	928331438	7051210	JOHANNES MULAMBILU SECONDARY	3	12	46	29	63.0	24	53	24	45.3	8	58	42	72.4
	928330909	7051306	JONATHAN MUSHAATHAMA SECONDARY	3	53	45	43	95.6	13	57	47	82.5	37	138	79	57.2

LIMPOPO																	
District Name	EMIS No	Centre No	Centre Name	Quintile	2019				2020				2021			
					Progressed No	Total Wrote	Total Achieved	% Achieved	Progressed No	Total Wrote	Total Achieved	% Achieved	Progressed No	Total Wrote	Total Achieved	% Achieved
VHEMBE WEST	928331407	7051607	JONATHAN THIFULUFHELWI SECONDARY	3	23	92	77	83.7	28	109	77	70.6	48	143	98	68.5
	929330435	7051113	KHAKHU SECONDARY	3	59	44	39	88.6	0	45	35	77.8	6	50	38	76.0
	912520115	7052106	KHOMANANI HIGH	2	9	59	56	94.9	1	130	124	95.4	7	111	91	82.0
	930321608	7053305	KHWARA SECONDARY	1	15	48	42	87.5	4	53	44	83.0	2	61	55	90.2
	930321141	7053201	KOLOKOSHANI COMBINED	2	24	102	97	95.1	29	120	106	88.3	8	164	139	84.8
	928332301	7051508	KUTAMA SECONDARY	3	58	81	71	87.7	20	100	81	81.0	0	132	80	60.6
	912111542	7051706	LEMANA HIGH	3	34	84	68	81.0	16	72	41	56.9	17	121	63	52.1
	931521392	7052204	LISHAVHANA SECONDARY	2	17	23	19	82.6	8	50	32	64.0	15	77	42	54.5
	928332509	7051606	LITSHOVHU SECONDARY	3	86	158	135	85.4	75	173	102	59.0	33	231	141	61.0
	905331483	7051601	LOUIS TRICHARDT SECONDARY	5	0	129	125	96.9	0	122	109	89.3	9	140	125	89.3
	905332864	7051692	LTT MURUNWA PRIVATE SCHOOL	99	26	93	72	77.4	1	72	64	88.9	0	90	70	77.8
	928330961	7051303	LUATAME SECONDARY	2	45	41	24	58.5	7	28	25	89.3	23	106	31	29.2
	931521046	7052210	LUMUKA SECONDARY	1	15	8	8	100.0	0	25	22	88.0	5	37	26	70.3
	930320704	7053204	LUVHAIVHAI SECONDARY	3	13	13	9	69.2	11	18	11	61.1	16	48	25	52.1
	928332318	7051511	LUVHIVHINI SECONDARY	2	15	71	47	66.2	3	81	59	72.8	12	105	86	81.9
	930320735	7053203	LWAMONDO HIGH	2	63	171	166	97.1	0	146	139	95.2	0	297	254	85.5
	928331988	7051512	MADAHENI COMBINED SCHOOL	3	21	60	43	71.7	7	43	27	62.8	5	34	26	76.5
	928332578	7051501	MAGONI SECONDARY	2	4	10	3	30.0	8	15	10	66.7	7	13	6	46.2
	912520160	7052307	MAHLORI HIGH	2	41	13	11	84.6	13	14	4	28.6	2	31	13	41.9
	993304304	7051791	MAHONISI LEARNING CENTRE	99	0	38	35	92.1	0	38	37	97.4	6	39	37	94.9
	931341008	7052208	MAINGANYA SECONDARY	2	13	26	19	73.1	11	46	36	78.3	11	66	41	62.1
	930320315	7053206	MAKAKAVHALE SECONDARY	2	70	79	73	92.4	21	57	34	59.6	32	132	83	62.9
	993304301	7051602	MAKHADO COMPREHENSIVE	4	37	158	115	72.8	24	158	111	70.3	15	165	119	72.1
	930321639	7053303	MALINGA WILSON SECONDARY	2	30	81	58	71.6	23	72	59	81.9	15	93	51	54.8
	912521224	7052304	MALOVHANA SECONDARY	2	4	4	4	100.0	10	17	13	76.5	0	11	8	72.7
	928331513	7051605	MALUTA SECONDARY	3	23	42	31	73.8	12	35	25	71.4	8	64	53	82.8
	928331759	7051309	MAMVUKA SECONDARY	2	18	70	43	61.4	25	51	30	58.8	9	98	59	60.2
	928332264	7051504	MANELEDZI SECONDARY	3	43	102	77	75.5	0	91	86	94.5	0	109	84	77.1
	912520184	7052104	MARHOLENI HIGH	2	9	106	70	66.0	18	81	58	71.6	45	153	75	49.0
	912520191	7052305	MARHORHWANI-MALALI HIGH	3	32	72	42	58.3	77	96	55	57.3	10	87	37	42.5
	912520207	7052201	MARIMANE HIGH	2	27	80	52	65.0	10	60	47	78.3	27	119	69	58.0
	928331742	7051403	MASERENI SECONDARY	2	14	11	10	90.9	13	30	22	73.3	2	19	13	68.4
	912520241	7052203	MASIZA HIGH	3	51	54	42	77.8	47	97	67	69.1	43	169	118	69.8
	930320698	7053104	MASWIE SECONDARY	2	12	37	35	94.6	9	48	45	93.8	1	64	45	70.3
	928331469	7051209	MATHEDE SECONDARY	2	23	40	26	65.0	22	63	35	55.6	5	33	17	51.5
	930320780	7053101	MAVHUNGU ANDRIES SECONDARY	2	21	55	38	69.1	36	48	21	43.8	6	41	28	68.3
	905332842	7051708	MICHAEL DENGA RAMABULANA SECONDARY	2	14	86	82	95.3	6	91	72	79.1	0	161	90	55.9

LIMPOPO																	
District Name	EMIS No	Centre No	Centre Name	Quintile	2019				2020				2021			
					Progressed No	Total Wrote	Total Achieved	% Achieved	Progressed No	Total Wrote	Total Achieved	% Achieved	Progressed No	Total Wrote	Total Achieved	% Achieved
VHEMBE WEST	930330480	7051112	MIRIYAVHAVHA TEC SECONDARY	2	47	89	54	60.7	9	97	63	64.9	9	145	94	64.8
	928332288	7051510	MMILIGE SECONDARY	2	23	18	18	100.0	10	35	24	68.6	0	82	48	58.5
	902331711	7051405	MOPANE INTERMEDIATE	2	0	71	63	88.7	0	79	71	89.9	0	64	58	90.6
	928330350	7051102	MPHEPHU HIGH	2	63	31	28	90.3	12	35	33	94.3	8	89	69	77.5
	912520238	7052107	MSENGI SENIOR SECONDARY	2	11	82	78	95.1	0	104	87	83.7	20	185	121	65.4
	928331674	7051404	MUDIMELI SECONDARY	2	22	31	27	87.1	12	54	50	92.6	6	79	44	55.7
	930321547	7053308	MUDINANE SECONDARY	2	24	42	42	100.0	16	58	54	93.1	14	74	57	77.0
	928330855	7051308	MULENGA SECONDARY	2	44	81	72	88.9	2	36	34	94.4	3	96	71	74.0
	931341138	7052405	MULIMA SECONDARY	2	41	21	18	85.7	0	51	31	60.8	15	56	30	53.6
	928330442	7051103	MUSHAATHONI SECONDARY	2	16	82	55	67.1	0	78	55	70.5	5	73	47	64.4
	902331698	7051408	MUSINA SECONDARY	3	101	151	93	61.6	32	138	83	60.1	5	234	122	52.1
	931331155	7051703	MUTHUHADINI COMBINED	2	26	106	73	68.9	15	119	70	58.8	8	171	100	58.5
	931341121	7052404	NAMADZAVHO SECONDARY	2	5	16	16	100.0	7	23	11	47.8	3	27	9	33.3
	931520245	7052209	NDALAMO SECONDARY	2	3	17	11	64.7	3	22	13	59.1	2	21	13	61.9
	928330374	7051111	NKONENI SECONDARY	2	4	11	9	81.8	0	17	16	94.1	5	19	12	63.2
	930320759	7053105	NNDAMULELENI SECONDARY	2	0	120	99	82.5	42	125	96	76.8	16	114	88	77.2
	928330473	7051109	NNDITSHENI SECONDARY	1	23	11	9	81.8	5	10	3	30.0	4	28	14	50.0
	930330343	7051110	NNDWELWENI SECONDARY	2	40	13	11	84.6	0	21	13	61.9	12	55	25	45.5
	928330886	7051305	NNGWENI SECONDARY	3	75	155	125	80.6	54	203	145	71.4	76	325	191	58.8
	912520269	7052309	NWAMALOBYE HIGH	3	32	52	37	71.2	7	41	28	68.3	0	72	45	62.5
	916321868	7053304	NWARIDI SECONDARY	2	35	40	33	82.5	22	52	33	63.5	17	53	40	75.5
	905321592	7053309	ONGEDACHT SECONDARY	2	17	38	19	50.0	13	52	30	57.7	20	43	21	48.8
	931331421	7051704	OZIAS DAVHANA SECONDARY	3	77	113	76	67.3	72	121	53	43.8	40	132	90	68.2
	928330923	7051302	PATRICK RAMAANO SECONDARY	2	12	267	254	95.1	0	313	271	86.6	20	368	285	77.4
	930330336	7051106	PHIRIPHIRI SECONDARY	2	38	82	71	86.6	6	81	73	90.1	9	138	110	79.7
	930321578	7053307	RADZAMBO SECONDARY	2	7	8	7	87.5	0	7	7	100.0	2	15	14	93.3
	931520276	7052205	RALUOMBE SECONDARY	2	5	51	21	41.2	8	43	14	32.6	9	33	6	18.2
	928331681	7051402	RAMABULANA SECONDARY	2	15	17	14	82.4	19	27	19	70.4	0	46	17	37.0
	930330367	7051104	RAMASHIA SECONDARY	2	27	26	23	88.5	0	30	21	70.0	12	72	35	48.6
	930321554	7053306	RAMAUBA SECONDARY	2	25	20	17	85.0	19	33	14	42.4	12	53	27	50.9
	993303202	7052407	RASILA SECONDARY	2	31	42	33	78.6	7	24	22	91.7	21	54	27	50.0
	928331452	7051609	RAVHUHALI SECONDARY	2	5	35	22	62.9	7	49	13	26.5	9	46	22	47.8
	993304402	7051407	RENAISSANCE SECONDARY	2	20	75	72	96.0	18	58	48	82.8	20	183	130	71.0
	929332041	7051781	RIVONI SCHOOL FOR THE BLIND	99	2	10	10	100.0	1	12	12	100.0	1	9	7	77.8
	905332516	7051709	RIVUBYE HIGH	2	44	59	51	86.4	58	57	43	75.4	14	119	87	73.1
	912520306	7052101	RUSSEL BUNGENI HIGH	2	17	108	95	88.0	0	43	40	93.0	13	110	78	70.9
	912520313	7052202	SHINGUWA HIGH	2	58	77	61	79.2	11	44	36	81.8	21	116	73	62.9
	928332257	7051502	SINTHUMULE SECONDARY	2	66	190	173	91.1	0	185	171	92.4	0	362	294	81.2
	928331490	7051604	SINUGANI SECONDARY	2	27	34	19	55.9	8	40	24	60.0	0	56	27	48.2
	928331384	7051608	SOLOMON MAELULA SECONDARY	2	17	36	26	72.2	13	45	29	64.4	9	66	35	53.0

LIMPOPO																	
District Name	EMIS No	Centre No	Centre Name	Quintile	2019				2020				2021			
					Progressed No	Total Wrote	Total Achieved	% Achieved	Progressed No	Total Wrote	Total Achieved	% Achieved	Progressed No	Total Wrote	Total Achieved	% Achieved
VHEMBE WEST	928332332	7051505	SWOBANI SECONDARY	2	31	11	10	90.9	4	14	8	57.1	7	34	22	64.7
	928332592	7051507	SWONGOZWI SECONDARY	2	34	52	38	73.1	11	56	40	71.4	0	79	41	51.9
	993304203	7051392	TALIFHANI COMBINED SCHOOL	99									0	9	9	100.0
		7052191	THEOCENTRIC CHRISTIAN COLLEGE	99					0	12	8	66.7	0	6	6	100.0
	931341015	7052402	THWALIMA SECONDARY	2	56	43	30	69.8	29	61	23	37.7	17	78	32	41.0
	912521565	7052308	TIYANI SECONDARY	2	15	134	98	73.1	7	116	85	73.3	0	164	96	58.5
	928330381	7051201	TSHALA SECONDARY SCHOOL	2	22	14	11	78.6	0	20	16	80.0	19	45	14	31.1
	928330978	7051203	TSHAMAKWATINI SECONDARY	2	87	46	36	78.3	37	60	27	45.0	0	50	37	74.0
	928331650	7051401	TSHIANANE SECONDARY	2	0	24	19	79.2	0	24	21	87.5	3	50	33	66.0
	931331506	7051707	TSHIAWELO SECONDARY	3	35	93	76	81.7	23	95	54	56.8	0	128	69	53.9
	930320711	7053102	TSHIEMUEMU SECONDARY	2	31	88	77	87.5	17	60	42	70.0	9	94	77	81.9
	928330459	7051105	TSHIFHENA SECONDARY	2	30	51	41	80.4	5	83	70	84.3	10	68	41	60.3
	931520337	7052206	TSHIITWA SECONDARY	2	25	124	96	77.4	32	159	118	74.2	6	161	123	76.4
	921520344	7052207	TSHIKHUTHULA SECONDARY	2	20	137	93	67.9	5	117	88	75.2	15	152	79	52.0
	993304300	7051603	TSHIKOTA SECONDARY SCHOOL	3	60	62	42	67.7	0	102	61	59.8	3	129	80	62.0
	930320308	7053207	TSHILAVHUTUME SECONDARY	2	10	15	12	80.0	11	24	18	75.0	7	36	24	66.7
	928330404	7051207	TSHILOGONI SECONDARY	2	39	44	37	84.1	21	68	53	77.9	6	69	61	88.4
	931520320	7052303	TSHINANGE SECONDARY	2	35	73	50	68.5	21	97	66	68.0	0	116	93	80.2
	930321530	7053310	TSHINAVHE SECONDARY	2	25	54	37	68.5	6	63	41	65.1	9	62	44	71.0
	930320766	7053106	TSHIPETANE SECONDARY	2	28	25	18	72.0	23	52	29	55.8	18	80	43	53.8
	928332349	7051506	TSHIRULULUNI SECONDARY	2	6	11	8	72.7	1	8	7	87.5	0	16	4	25.0
	928332295	7051509	TSHIUNGULELA SECONDARY	2	10	33	26	78.8	10	52	36	69.2	16	104	56	53.8
	928330947	7051204	TSWIME SECONDARY	2	1	29	11	37.9	0	34	13	38.2	1	30	19	63.3
	928330862	7051205	VELELAMBEU SECONDARY SCHOOL	2	19	20	16	80.0	0	26	23	88.5	0	39	30	76.9
	930321561	7053302	VHAFAMADI SECONDARY	2	51	100	99	99.0	45	116	112	96.6	54	181	155	85.6
	931341022	7052401	VHALUVHU SECONDARY	2	37	34	28	82.4	62	90	35	38.9	49	85	45	52.9
	905321585	7053301	VHUDZANI SECONDARY	2	6	24	13	54.2	4	23	18	78.3	1	19	16	84.2
	928330930	7051208	VHULAUDZI SECONDARY	2	0	34	31	91.2	36	72	36	50.0	1	83	36	43.4
	930330428	7051108	VHUSENDEKA SECONDARY	2	6	9	7	77.8	6	16	9	56.3	5	22	19	86.4
	931332523	7051702	WATERVAL HIGH	3	0	124	76	61.3	15	113	79	69.9	8	129	96	74.4
	993304502	7051592	WILMARY CHRISTIAN LEARNING CENTRE	99	5	26	26	100.0	2	29	26	89.7	0	28	26	92.9
	912520351	7052302	YINGWANI-RIBUNGWANI HIGH	2	7	12	5	41.7	6	13	9	69.2	0	19	14	73.7
WATERBERG 2	908110020	7012107	BAITSWE SECONDARY	2	11	15	13	86.7	0	22	18	81.8	3	34	25	73.5
	991104502	7011405	BATHOPELE SECONDARY	2	3	72	71	98.6	0	53	47	88.7	12	99	84	84.8
	921110075	7012204	BATLHALERWA HIGH	2	0	2	2	100.0	0	58	9	15.5	5	52	25	48.1
	910130048	7011404	BELA-BELA SECONDARY	3	71	116	96	82.8	35	110	89	80.9	19	146	107	73.3
	906110099	7012106	BOITHUTO INTERMEDIATE	1	4	10	2	20.0	0	6	6	100.0	0	8	8	100.0
	921110129	7012211	DIAMMONA SECONDARY	2	0	5	2	40.0	0	9	6	66.7	4	13	8	61.5
	921110136	7012209	DIMPE SECONDARY	2	0	16	12	75.0	0	19	18	94.7	0	29	25	86.2

LIMPOPO																	
District Name	EMIS No	Centre No	Centre Name	Quintile	2019				2020				2021			
					Progressed No	Total Wrote	Total Achieved	% Achieved	Progressed No	Total Wrote	Total Achieved	% Achieved	Progressed No	Total Wrote	Total Achieved	% Achieved
WATERBERG 2	909132044	7011603	GROENVLEI SECONDARY	1	10	41	37	90.2	0	30	29	96.7	0	51	45	88.2
	908110198	7012301	HOERSKOOL ELLISRAS	5	2	123	122	99.2	0	133	130	97.7	2	138	137	99.3
	909131997	7011601	HOERSKOOL FRIKKIE MEYER	5	16	148	146	98.6	10	134	134	100.0	0	122	122	100.0
	906120324	7011101	HOERSKOOL HANS STRIJDOM	5	0	84	79	94.0	4	96	91	94.8	2	79	76	96.2
	907130321	7011201	HOERSKOOL NYLSTROOM	5	14	123	113	91.9	0	98	95	96.9	0	125	121	96.8
	910130338	7011401	HOERSKOOL WARMBAD	5	0	113	112	99.1	0	103	101	98.1	1	83	75	90.4
	991104401	7011504	ITIRELENG SECONDARY SCHOOL	2	0	14	3	21.4	9	31	15	48.4	0	31	27	87.1
	921111474	7012103	KODUPO SECONDARY	2	0	15	11	73.3	0	13	7	53.8	5	28	14	50.0
	907131973	7011301	LESEDING SECONDARY	2	21	61	50	82.0	0	17	16	94.1	8	53	39	73.6
	906120621	7011103	LETAMONG COMBINED	1									0	7	6	85.7
	921111450	7012104	LETUPU SECONDARY	2	17	38	26	68.4	0	47	38	80.9	10	52	48	92.3
	991103205	7012302	MABALANE SELEKA TECHNICAL SCHOOL	5	6	41	34	82.9	7	41	33	80.5	2	45	45	100.0
	909132006	7011602	MABOGOPEDI HIGH	1	26	36	24	66.7	4	59	47	79.7	7	120	88	73.3
	921110457	7012203	MAJADIBODU SECONDARY	2	0	20	20	100.0	1	43	31	72.1	31	79	34	43.0
	906121877	7011102	MAKHUTJISHA SENIOR SECONDARY	2	14	95	64	67.4	13	90	68	75.6	42	196	124	63.3
	921110501	7012102	MANANYE SECONDARY	2	8	54	39	72.2	0	82	41	50.0	9	116	57	49.1
	910130789	7011403	MAOPE SECONDARY	3	0	120	88	73.3	0	152	103	67.8	26	147	107	72.8
	921110549	7012101	MATHULASERA SECONDARY	2	0	10	10	100.0	1	11	8	72.7	1	13	8	61.5
	921110570	7012212	MATSHWARA HIGH	2									95	185	94	50.8
	921110587	7012112	MATSIABABA SECONDARY	2	4	16	13	81.3	0	15	12	80.0	7	38	23	60.5
	921110594	7012108	MAZWE SECONDARY	2	0	19	10	52.6	0	19	15	78.9	17	54	28	51.9
	907130833	7011302	MEETSETSHEHLA SECONDARY	2	53	71	47	66.2	0	95	58	61.1	3	73	57	78.1
	921111634	7012208	MMAY SECONDARY	2	2	21	19	90.5	0	8	7	87.5	8	33	22	66.7
	907130994	7011303	MOHLAKAMOTALA HIGH	2	14	47	40	85.1	0	35	28	80.0	3	53	41	77.4
	906121051	7011106	MOKHARI SECONDARY	1	42	21	15	71.4	0	37	32	86.5	17	59	47	79.7
	921110679	7012202	MOKONENKWENOKO SECONDARY	2	0	35	29	82.9	2	32	27	84.4	6	46	23	50.0
	921110709	7012205	MORAKOLO SECONDARY	2	0	32	24	75.0	17	31	27	87.1	14	115	56	48.7
	907131065	7011304	MOSHIA SECONDARY	1	4	10	10	100.0	4	15	7	46.7	0	21	16	76.2
	921110754	7012105	MOTLHAJWA SECONDARY	2	11	6	6	100.0	4	13	8	61.5	2	34	19	55.9
	909131164	7011503	NALETSANA COMBINED	1	0	8	6	75.0	0	16	11	68.8	0	21	18	85.7
	910133033	7011501	NORTHAM COMPREHENSIVE SCHOOL	1	18	47	32	68.1	0	38	30	78.9	1	80	57	71.3
	907131270	7011202	PHAGAMENG HIGH	3	71	164	110	67.1	26	168	126	75.0	7	207	128	61.8
	908110860	7012304	PHEGELELO HIGH SCHOOL	1	8	14	12	85.7	0	33	27	81.8	13	87	65	74.7
	908111535	7012210	RABODITSE SECONDARY	2	0	9	3	33.3	0	15	6	40.0	0	17	3	17.6
	921111436	7012110	RADINONG SECONDARY	2	0	11	11	100.0	0	21	13	61.9	8	37	18	48.6
	910131348	7011402	RAELENG SECONDARY SCHOOL	3	44	44	29	65.9	0	59	43	72.9	14	127	104	81.9
	921111443	7012109	RASERITE SECONDARY	2	19	12	10	83.3	0	33	18	54.5	15	49	23	46.9
	906121822	7011104	ROEDTAN COMBINED	2	5	10	0	0.0	11	12	7	58.3	2	9	7	77.8

LIMPOPO																
District Name	EMIS No	Centre No	Centre Name	Quintile	2019				2020				2021			
					Progressed No	Total Wrote	Total Achieved	% Achieved	Progressed No	Total Wrote	Total Achieved	% Achieved	Progressed No	Total Wrote	Total Achieved	% Achieved
WATERBERG 2	921111054	7012201	SEOKETSENG SECONDARY	2	13	16	11	68.8	2	29	21	72.4	19	52	23	44.2
	921111078	7012206	SETHULA SECONDARY	2	0	4	1	25.0	0	9	5	55.6	10	17	6	35.3
	910131560	7011205	SETTLERS AGRICULTURAL HIGH	5									5	81	55	67.9
	991104200	7011203	SOLOMON MAHLANGU SECONDARY SCHOOL	3	44	59	40	67.8	11	81	65	80.2	7	221	151	68.3
	921111115	7012207	THABANG SECONDARY	2	0	6	6	100.0	0	6	6	100.0	2	31	15	48.4
	909131699	7011502	THEKGANANG HIGH	1	0	27	25	92.6	0	50	45	90.0	0	57	53	93.0
	906111559	7012303	TIELELO SECONDARY SCHOOL	1	37	83	76	91.6	0	84	75	89.3	0	143	109	76.2
	906111788	7012111	TSHIRELETSO SECONDARY	2	13	15	12	80.0	0	39	25	64.1	18	42	28	66.7
	910131775	7011407	ULANDO COMBINED SCHOOL	1									1	19	16	84.2
	991104402	7011406	VINGERKRAAL SECONDARY SCHOOL	1	0	14	14	100.0	0	19	16	84.2	0	13	13	100.0

MPUMALANGA

MPUMALANGA																	
District Name	EMIS No	Centre No	Centre Name	Quintile	2019				2020				2021			
					Progressed No	Total Wrote	Total Achieved	% Achieved	Progressed No	Total Wrote	Total Achieved	% Achieved	Progressed No	Total Wrote	Total Achieved	% Achieved
BOHLABELA	800034962	6415792	ACORNHOEK ACADEMY SCHOOL	99	0	101	83	82.2	0	129	97	75.2	7	120	115	95.8
	800035522	6415794	ACORN-OAKS COMPREHENSIVE HIGH SCHOOL	1	11	65	59	90.8	0	76	70	92.1	7	90	80	88.9
	800034879	6415508	ALFRED MATSHINE COMMERCIAL SCHOOL	1	5	53	40	75.5	0	72	37	51.4	3	126	65	51.6
	800034907	6415602	BABINATAU SENIOR SECONDARY SCHOOL	1	3	31	22	71.0	3	34	25	73.5	0	45	30	66.7
	800035049	6436510	BAKUTSWE HIGH SCHOOL	1	49	23	20	87.0	1	60	45	75.0	38	92	79	85.9
	800034880	6415509	BEN MATLOSHE HIGH SCHOOL	1	13	62	49	79.0	9	62	58	93.5	0	81	68	84.0
	800034881	6415506	BEN W MASHEGO SECONDARY SCHOOL	1	15	29	23	79.3	0	28	19	67.9	0	33	25	75.8
	800035148	6426302	BOMBANI SENIOR SECONDARY SCHOOL	1	7	89	66	74.2	0	97	57	58.8	18	95	86	90.5
	800035180	6436701	BONDZENI HIGH SCHOOL	1	33	38	38	100.0	0	64	62	96.9	0	64	59	92.2
	800035181	6436709	BUNNY KHOSA HIGH SCHOOL	1	17	71	55	77.5	37	133	75	56.4	0	138	61	44.2
	800035079	6426101	BUSHBUCKRIDGE SECONDARY SCHOOL	1	36	89	79	88.8	10	94	73	77.7	3	110	80	72.7
	800035091	6436603	CHAYAZA SECONDARY SCHOOL	1	25	119	67	56.3	0	159	95	59.7	11	157	84	53.5
	800035021	6415802	DAYIMANI HIGH SCHOOL	1	31	43	32	74.4	6	49	49	100.0	27	76	76	100.0
	800035121	6426204	DITAU SECONDARY SCHOOL	2	21	86	58	67.4	0	72	56	77.8	0	115	60	52.2
	800035082	6426104	DIWITI SECONDARY SCHOOL	1	3	18	18	100.0	2	31	25	80.6	18	53	28	52.8
	800035022	6415803	DLUMANA HIGH SCHOOL	1	7	104	69	66.3	0	157	114	72.6	1	167	150	89.8
	800035092	6436601	DUMISANI HIGH SCHOOL	1	13	159	113	71.1	12	138	117	84.8	5	246	238	96.7
	800035150	6426310	DUMPHIES COMBINED SCHOOL	1	9	181	129	71.3	0	142	137	96.5	1	212	202	95.3
	800035122	6426207	E S MALELE SECONDARY SCHOOL	1	2	22	18	81.8	0	20	16	80.0	0	34	24	70.6
	800035151	6426312	ERIC NXUMALO HIGH SCHOOL	1	15	121	89	73.6	0	136	124	91.2	16	165	103	62.4
	800035023	6415801	FRANK MAGHINYANA HIGH SCHOOL	1	47	157	140	89.2	2	161	125	77.6	9	224	169	75.4
	800034939	6426007	FREDDY SITHOLE HIGH SCHOOL	1	49	128	117	91.4	0	55	55	100.0	3	83	83	100.0
	800034966	6415704	GERMANS CHILOANE HIGH SCHOOL	1	4	93	72	77.4	0	94	69	73.4	0	92	62	67.4
	800035093	6436609	GEZINGQONDO SECONDARY SCHOOL	1	21	44	38	86.4	11	64	51	79.7	6	92	68	73.9
	800035154	6426309	GODIDE HIGH SCHOOL	1	35	67	62	92.5	0	92	74	80.4	11	117	106	90.6
	800035053	6436509	HALEMELA SECONDARY SCHOOL	1	4	9	7	77.8	0	10	8	80.0	0	13	12	92.3
	800035189	6436708	HLOMANI SECONDARY SCHOOL	1	67	101	96	95.0	5	197	147	74.6	38	259	181	69.9
	800028597	6436810	HLONG SECONDARY SCHOOL	2	20	67	50	74.6	0	59	44	74.6	7	99	95	96.0
	800034993	6436408	HOBO SECONDARY SCHOOL	1	23	37	26	70.3	7	39	18	46.2	6	54	19	35.2

MPUMALANGA																	
District Name	EMIS No	Centre No	Centre Name	Quintile	2019				2020				2021			
					Progressed No	Total Wrote	Total Achieved	% Achieved	Progressed No	Total Wrote	Total Achieved	% Achieved	Progressed No	Total Wrote	Total Achieved	% Achieved
BOHLABELA	800035460	6415793	HOEDSPRUIT INDEPENDENT COLLEGE	99	1	38	32	84.2	0	59	35	59.3	25	35	30	85.7
	800005868	6436902	HOERSKOOL LYDENBURG	5	0	178	173	97.2	0	162	161	99.4	0	162	161	99.4
	800005975	6436808	HOERSKOOL SYBRAND VAN NIEKERK	5	2	92	86	93.5	3	113	102	90.3	0	112	101	90.2
	800034995	6436407	HOYOHOYO SENIOR SECONDARY SCHOOL	2	2	56	30	53.6	0	91	39	42.9	0	74	39	52.7
	800035191	6436707	IAN MACKENZI HIGH SCHOOL	1	13	62	57	91.9	0	74	44	59.5	1	60	36	60.0
	800034996	6436406	JAMES KHOSA SENIOR SECONDARY SCHOOL	2	29	93	79	84.9	37	110	82	74.5	44	189	175	92.6
	800028605	6436802	KADISHI SECONDARY SCHOOL	2	16	27	22	81.5	10	44	36	81.8	7	47	34	72.3
	800034885	6415502	KELEDI SENIOR SECONDARY SCHOOL	1	30	19	11	57.9	0	28	26	92.9	0	26	25	96.2
	800035316	6436792	KHAYIMANI INDEPENDENT COLLEGE	99					0	7	4	57.1	0	4	3	75.0
	800034941	6426009	KUFAKWEZWE SECONDARY SCHOOL	1	20	64	51	79.7	1	73	60	82.2	0	90	62	68.9
	0	6436793	KURHULA SECONDARY SCHOOL	1	9	53	47	88.7	0	57	49	86.0	1	64	58	90.6
	800035057	6436508	L M MOKOENA HIGH SCHOOL	2	26	52	43	82.7	0	96	54	56.3	5	150	99	66.0
	800035058	6436507	LAMULELANI HIGH SCHOOL	2	18	10	10	100.0	0	105	52	49.5	22	205	123	60.0
	800034831	6425908	LANGA SECONDARY SCHOOL	1	21	83	78	94.0	0	120	86	71.7	17	166	101	60.8
	800035125	6426206	LEHLASEDI HIGH SCHOOL	1	31	99	81	81.8	23	124	90	72.6	0	186	104	55.9
	800034859	6415401	LEKETE HIGH SCHOOL	1	56	62	57	91.9	0	140	104	74.3	18	137	109	79.6
	800034860	6415402	LETHIPELE SENIOR SECONDARY SCHOOL	1	32	32	28	87.5	0	50	36	72.0	5	67	48	71.6
	800035127	6426202	LETSHELE SENIOR SECONDARY SCHOOL	1	32	127	94	74.0	0	105	80	76.2	17	169	108	63.9
	800028613	6436809	LM KGANANE SECONDARY SCHOOL	1	14	94	79	84.0	3	107	90	84.1	1	87	72	82.8
	800035195	6436706	LUKA HIGH SCHOOL	1	15	78	67	85.9	0	116	75	64.7	0	119	105	88.2
	800035098	6436608	M L NKUNA HIGH SCHOOL	1	53	112	77	68.8	0	138	94	68.1	6	238	67	28.2
	800034861	6415403	MAAKERE HIGH SCHOOL	1	2	65	49	75.4	0	72	42	58.3	26	87	66	75.9
	800035196	6436705	MABARHULE HIGH SCHOOL	1	50	63	55	87.3	0	113	94	83.2	3	119	86	72.3
	800034832	6425902	MACHAYE SENIOR SECONDARY SCHOOL	1	0	34	9	26.5	0	32	26	81.3	2	36	26	72.2
	800035197	6436704	MADIBA HIGH SCHOOL	1	78	79	57	72.2	21	77	33	42.9	7	105	73	69.5
	800034915	6415603	MADIZI SECONDARY SCHOOL	1	4	67	52	77.6	1	84	67	79.8	0	86	60	69.8
	800035198	6436703	MADLALA HIGH SCHOOL	1	11	190	94	49.5	0	117	60	51.3	2	149	120	80.5
	800035099	6436607	MADZUMA HIGH SCHOOL	1	40	31	28	90.3	0	34	31	91.2	0	54	39	72.2
	800035157	6426305	MAFEMANI NXUMALO SECONDARY SCHOOL	1	47	209	195	93.3	26	228	185	81.1	3	251	225	89.6
	800035083	6426103	MAGABOTSE SECONDARY SCHOOL	1	13	91	51	56.0	18	97	47	48.5	8	110	58	52.7
	800035158	6426308	MAGIGWANA SECONDARY SCHOOL	1	46	243	232	95.5	2	276	276	100.0	0	406	390	96.1

MPUMALANGA																	
					2019				2020				2021				
District Name	EMIS No	Centre No	Centre Name	Quintile	Progressed No	Total Wrote	Total Achieved	% Achieved	Progressed No	Total Wrote	Total Achieved	% Achieved	Progressed No	Total Wrote	Total Achieved	% Achieved
BOHLABELA	800034971	6415706	MAGWAGWAZA SECONDARY SCHOOL	1	30	47	28	59.6	0	86	52	60.5	3	138	104	75.4
	800034972	6415701	MAHASHE SECONDARY SCHOOL	1	10	100	60	60.0	0	104	77	74.0	25	117	80	68.4
	800035027	6415809	MAHLALE HIGH SCHOOL	1	32	164	132	80.5	123	185	179	96.8	0	228	169	74.1
	800035160	6426307	MAHUVO SECONDARY SCHOOL	1	27	105	82	78.1	0	124	83	66.9	0	128	88	68.8
	800034892	6415501	MAKATA HIGH SCHOOL	1	28	22	18	81.8	0	40	29	72.5	0	66	42	63.6
	800035100	6436606	MAKHOSANA MANZINI HIGH SCHOOL	1	72	156	111	71.2	6	174	113	64.9	14	226	149	65.9
	800028621	6436805	MAKUKE SECONDARY SCHOOL	2	24	41	18	43.9	19	53	41	77.4	2	46	32	69.6
	800035161	6426306	MALAMULE HIGH SCHOOL	1	18	57	42	73.7	0	73	48	65.8	0	65	56	86.2
	800035063	6436506	MALAVUTELA SECONDARY SCHOOL	2	28	51	42	82.4	0	56	32	57.1	10	61	39	63.9
	800035101	6436605	MANDONDO HIGH SCHOOL	1	28	109	94	86.2	0	133	89	66.9	23	209	161	77.0
	800034834	6425901	MANUKUSE HIGH SCHOOL	1	45	95	64	67.4	1	131	113	86.3	0	136	75	55.1
	800035031	6415808	MANYANGANA HIGH SCHOOL	1	22	108	105	97.2	17	137	120	87.6	16	127	107	84.3
	800034976	6415702	MAPHUTHADITSHABA SECONDARY SCHOOL	1	28	41	37	90.2	25	65	32	49.2	14	96	66	68.8
	800035065	6426107	MARCIA MOKOENA SECONDARY SCHOOL	1	18	23	23	100.0	10	62	29	46.8	6	33	28	84.8
	800034865	6415404	MARIPE SENIOR SECONDARY SCHOOL	1	51	62	39	62.9	0	58	32	55.2	0	118	62	52.5
	800034943	6426006	MASANA SECONDARY SCHOOL	2	18	207	193	93.2	3	292	254	87.0	18	329	309	93.9
	800012898	6436903	MASHISHING SECONDARY SCHOOL	3	22	179	145	81.0	38	182	138	75.8	21	236	149	63.1
	800034944	6426108	MASILELA SECONDARY SCHOOL	1	11	66	64	97.0	0	82	56	68.3	1	79	72	91.1
	800034917	6415604	MASINGITANA SECONDARY SCHOOL	1	10	84	55	65.5	0	91	65	71.4	0	100	75	75.0
	800035005	6436405	MATHIBELA HIGH SCHOO~L	2	7	37	28	75.7	6	69	19	27.5	0	81	29	35.8
	800035067	6436504	MATHIPE HIGH SCHOOL	2	20	29	6	20.7	0	43	15	34.9	0	116	41	35.3
	800034896	6415507	MATHUKWANE SECONDARY SCHOOL	1	2	18	16	88.9	0	20	20	100.0	0	32	31	96.9
	800034837	6425903	MAWEWE HIGH SCHOOL	1	9	82	70	85.4	0	63	40	63.5	0	72	58	80.6
	800035106	6436604	MBHANDULE SECONDARY SCHOOL	1	19	15	14	93.3	0	35	22	62.9	0	41	26	63.4
	800035006	6436404	MCHAKA HIGH SCHOOL	1	20	33	26	78.8	9	53	32	60.4	4	49	40	81.6
	800035034	6415807	MDLULI HIGH SCHOOL	1	16	132	108	81.8	2	158	137	86.7	0	227	182	80.2
	800013995	6436801	MEMEZILE SECONDARY SCHOOL	1	18	29	17	58.6	0	56	35	62.5	10	65	40	61.5
	800034919	6415609	MHLANGANA SECONDARY SCHOOL	1	6	97	74	76.3	0	63	52	82.5	1	108	107	99.1
	800035667	6436693	MKHUHLU SECONDARY SCHOOL	1	5	55	28	50.9	0	64	30	46.9	2	127	78	61.4

MPUMALANGA																
District Name	EMIS No	Centre No	Centre Name	Quintile	2019				2020				2021			
					Progressed No	Total Wrote	Total Achieved	% Achieved	Progressed No	Total Wrote	Total Achieved	% Achieved	Progressed No	Total Wrote	Total Achieved	% Achieved
BOHLABELA	800035108	6436602	MKHUKHUMBA SECONDARY SCHOOL	1	20	25	23	92.0	20	31	21	67.7	1	34	33	97.1
	800034947	6426005	MKHWEYANTABA HIGH SCHOOL	1	19	108	62	57.4	2	109	62	56.9	0	130	85	65.4
	800035069	6426106	MMABATHO MOKOENA SECONDARY SCHOOL	1	19	23	16	69.6	0	16	16	100.0	16	35	26	74.3
	800035133	6426201	MMASEKOBE SECONDARY SCHOOL	1	3	15	15	100.0	0	18	18	100.0	8	33	30	90.9
	800035008	6436403	MOGOROSHI SECONDARY SCHOOL	2	35	52	42	80.8	24	81	48	59.3	18	130	109	83.8
	800034869	6415407	Moholoholo High School	1	19	36	26	72.2	10	52	33	63.5	0	89	47	52.8
	800035407	6426010	MONAREDIRA PRIVATE COLLEGE	99	20	260	181	69.6	0	211	154	73.0	62	175	154	88.0
	800034921	6415605	MOSES MNISI HIGH SCHOOL	1	89	254	65	25.6	0	176	89	50.6	0	170	104	61.2
	800034900	6415505	MOSETERATA SECONDARY SCHOOL	1	7	8	7	87.5	0	3	3	100.0	0	28	7	25.0
	800034901	6415504	MOSIPA SECONDARY SCHOOL	1	46	33	30	90.9	0	34	30	88.2	4	66	41	62.1
	800035037	6415806	MUGENA HIGH SCHOOL	1	21	166	135	81.3	12	209	192	91.9	2	240	132	55.0
	800034950	6426004	MZANGEDWA SECONDARY SCHOOL	1	37	47	31	66.0	10	72	53	73.6	14	82	49	59.8
	800034839	6425904	MZILA SECONDARY SCHOOL	1	28	49	48	98.0	0	64	63	98.4	5	109	94	86.2
	800035167	6426301	MZIMBA SECONDARY SCHOOL	1	0	150	97	64.7	0	213	189	88.7	42	196	165	84.2
	800034873	6415405	N P MATHABELA SECONDARY SCHOOL	1	12	43	36	83.7	0	57	52	91.2	0	75	64	85.3
	800034951	6426001	NDLAMAKHOSI SECONDARY SCHOOL	1	12	34	26	76.5	0	39	32	82.1	5	62	47	75.8
	800035163	6426303	NGHUNGHUNYANA SECONDARY SCHOOL	1	27	27	19	70.4	0	37	27	73.0	6	78	61	78.2
	800035086	6426102	NGWARITSANE SECONDARY SCHOOL	1	21	74	42	56.8	0	52	21	40.4	0	34	31	91.2
	800034981	6415703	NKOTOBONA HIGH SCHOOL	1	20	32	29	90.6	7	33	29	87.9	4	53	38	71.7
	800034842	6425905	NYAMANDE HIGH SCHOOL	1	10	51	36	70.6	5	50	41	82.0	0	63	48	76.2
	800035041	6415805	NYAMAZANE SCHOOL	1	7	183	162	88.5	1	170	169	99.4	0	284	261	91.9
	800035169	6426311	ORHOVELANI HIGH SCHOOL	2	52	92	74	80.4	0	124	80	64.5	27	237	133	56.1
	800032631	6436804	PANORAMA SECONDARY SCHOOL	4	18	27	25	92.6	0	23	22	95.7	0	34	29	85.3
	800034926	6415601	PHENDULANE SECONDARY SCHOOL	1	23	92	67	72.8	0	151	83	55.0	0	118	79	66.9
	800035209	6436702	PHULANI HIGH SCHOOL	1	64	62	34	54.8	0	30	28	93.3	2	45	28	62.2
	800028654	6436806	PILGRIMS REST CITY SECONDARY	2	14	28	26	92.9	7	21	15	71.4	9	38	24	63.2
	800034875	6415406	PULEDI SECONDARY SCHOOL	1	15	45	38	84.4	0	71	56	78.9	0	59	39	66.1
	800034954	6426003	QOKISO SENOIR SECONDARY SCHOOL	1	40	106	103	97.2	1	125	106	84.8	0	150	103	68.7
	800034903	6415503	RETI SECONDARY SCHOOL	1	34	35	23	65.7	0	15	3	20.0	0	67	50	74.6
	800035073	6436502	RINDZANI SENIOR SECONDARY SCHOOL	2	51	70	35	50.0	0	103	37	35.9	25	95	49	51.6

MPUMALANGA																	
District Name	EMIS No	Centre No	Centre Name	Quintile	2019				2020				2021			
					Progressed No	Total Wrote	Total Achieved	% Achieved	Progressed No	Total Wrote	Total Achieved	% Achieved	Progressed No	Total Wrote	Total Achieved	% Achieved
BOHLABELA	800034929	6415606	SEHLAKABJE HIGH SCHOOL	1	0	30	20	66.7	0	22	18	81.8	0	29	22	75.9
	800035143	6426203	SEKHUKHUSA SENIOR SCHOOL	1	7	70	64	91.4	0	85	80	94.1	0	124	105	84.7
	800028639	6436807	SEKWAI SECONDARY SCHOOL	2	31	35	30	85.7	12	58	22	37.9	7	75	59	78.7
	800035144	6426205	SERISHA SECONDARY SCHOOL	2	7	24	20	83.3	0	35	34	97.1	0	35	28	80.0
	800035017	6436402	SHANKE SENIOR SECONDARY SCHOOL	2	63	119	97	81.5	0	227	111	48.9	134	315	135	42.9
	800034985	6415705	SHOBIYANA SENIOR SECONDARY SCHOOL	1	112	326	196	60.1	43	277	202	72.9	0	288	254	88.2
	800034957	6426011	SIBOYIYE COMBINED SCHOOL	1	0	42	21	50.0	2	45	33	73.3	0	66	59	89.4
	800035076	6436501	SKAPANDODA MASHABIYA SECONDARY SCHOOL	2	27	25	21	84.0	45	47	18	38.3	17	53	29	54.7
	800001164	6436901	SKHILA SECONDARY SCHOOL	2	12	112	93	83.0	0	107	101	94.4	11	140	127	90.7
	800035045	6415804	SOKISI HIGH SCHOOL	1	45	98	82	83.7	13	109	78	71.6	17	156	134	85.9
	800034959	6426008	SOSHANGANE HIGH SCHOOL	1	29	47	35	74.5	0	82	70	85.4	0	74	68	91.9
	800035508	6415510	ST GEORGE HIGH SCHOOL	99	0	44	38	86.4	0	41	37	90.2	0	49	46	93.9
	800035018	6436401	TAMAJANE SENIOR SECONDARY SCHOOL	2	17	25	22	88.0	4	23	19	82.6	0	31	26	83.9
	800034932	6415607	THEPANG CHILOANE SECONDARY SCHOOL	1	7	64	39	60.9	0	86	66	76.7	0	142	93	65.5
	800034933	6415608	TLADISHI HIGH SCHOOL	1	1	221	154	69.7	2	124	81	65.3	0	177	93	52.5
	800035635	6415810	TLHAVEKISA SECONDARY SCHOOL	1	28	122	116	95.1	0	199	192	96.5	5	329	300	91.2
	800035684	6426109	WEM BUSHBUCKRIDGE	99	3	77	64	83.1	0	2	1	50.0	5	43	40	93.0
	800035119	6436691	WEM MKHUHLU School	99	3	97	80	82.5	0	69	67	97.1	0	49	47	95.9
	800034988	6415791	WEM SCHOOL - ACCORNHOEK	99	17	78	72	92.3	0	45	38	84.4	22	87	86	98.9
	800034848	6425906	XANTHIA HIGH School	1	6	62	39	62.9	0	32	32	100.0	8	77	24	31.2
	800034849	6425907	XIMOYI KHOSA High School	1	43	78	63	80.8	8	107	97	90.7	9	184	148	80.4
EHLANZENI	800030452	6241992	Acek Academy	99	30	70	63	90.0	19	85	72	84.7	1	66	49	74.2
	800000653	6282902	Barberton Combined School	4	29	64	43	67.2	0	71	50	70.4	5	98	51	52.0
	800035518	6262692	BEACON COLLEGE	99	21	102	90	88.2	1	121	113	93.4	20	120	116	96.7
	800001065	6242204	Bhekiswako Secondary School	1	15	86	67	77.9	38	110	73	66.4	6	120	92	76.7
	800001404	6283007	Bonginhlanhla Secondary School	2	21	34	28	82.4	34	90	56	62.2	7	102	75	73.5
	800001875	6262408	Camalaza Secondary School	1	73	69	67	97.1	40	111	79	71.2	55	181	111	61.3
	800030338	6283191	Cefups Academy	99	11	84	69	82.1	0	71	64	90.1	0	63	61	96.8
	800002063	6283002	Chief Charles Secondary School	1	34	78	54	69.2	30	53	27	50.9	11	68	55	80.9
	800034505	6282903	Chief Funwako Secondary School	2	28	30	9	30.0	15	54	33	61.1	17	165	109	66.1
	800002303	6283102	Cyril Clarke Secondary School	2	10	81	70	86.4	22	130	101	77.7	16	188	164	87.2
	800029322	6262809	DD Mabuza Comprehensive School	1	33	53	52	98.1	0	106	100	94.3	20	151	119	78.8
	800035502	6283188	DESTINY PRIVATE COLLEGE	99	6	34	24	70.6	0	28	20	71.4	0	40	40	100.0
	800002758	6262802	Dlamadoda Secondary School	1	21	69	52	75.4	6	84	80	95.2	0	129	98	76.0
	800002824	6262405	Driekoppies Combined School	1	45	158	135	85.4	46	172	147	85.5	33	166	131	78.9
	800035511	6283197	EDGEVIEW ACADEMY	99	7	140	104	74.3	27	160	129	80.6	2	177	154	87.0

MPUMALANGA																	
					2019				2020				2021				
District Name	EMIS No	Centre No	Centre Name	Quintile	Progressed No	Total Wrote	Total Achieved	% Achieved	Progressed No	Total Wrote	Total Achieved	% Achieved	Progressed No	Total Wrote	Total Achieved	% Achieved
EHLANZENI	800003178	6283305	Ej Singwane Secondary School	2	57	43	32	74.4	14	50	41	82.0	32	92	52	56.5
	800003574	6282901	Emjindini Secondary School	3	106	68	41	60.3	0	116	41	35.3	30	270	82	30.4
	800002949	6241901	FUNDINJOBO SECONDARY SCHOOL	2	33	73	61	83.6	42	160	109	68.1	30	163	134	82.2
	800004424	6267303	GEBHUZA SECONDARY SCHOOL	1					16	92	71	77.2	3	181	140	77.3
	800004432	6283301	Gedlembane Secondary School	2	44	23	23	100.0	61	76	40	52.6	36	113	49	43.4
	800004861	6241904	Guduza Secondary School	2	89	109	109	100.0	82	177	150	84.7	129	225	182	80.9
	800029173	6242210	Hazyview Comprehensive School	2	14	85	75	88.2	22	109	100	91.7	6	125	118	94.4
	800035501	6242295	HAZYVIEW PRIVATE COLLEGE	99	18	66	66	100.0	9	76	76	100.0	21	119	116	97.5
	800035675	6242297	HEROES ACADEMY	99	9	50	38	76.0	1	34	30	88.2	0	49	42	85.7
	800003921	6283303	Hillaria Mthethwa Secondary School	2	83	52	47	90.4	43	135	84	62.2	96	205	125	61.0
	800005314	6242302	Hlanganani Secondary School	2	39	36	35	97.2	53	77	60	77.9	39	55	49	89.1
	800005710	6282904	Hoerskool Barberton	5	1	112	100	89.3	7	115	104	90.4	0	91	88	96.7
	800005744	6283103	Hoerskool Bergvlam	5	1	165	158	95.8	0	175	172	98.3	0	170	163	95.9
	800005884	6283101	Hoerskool Nelspruit	5	0	243	242	99.6	0	238	238	100.0	0	231	230	99.6
	800005934	6242308	Hoerskool Rob Ferreira	5	0	143	136	95.1	0	140	137	97.9	0	143	142	99.3
	800032870	6262811	Idlangemabala Secondary School	1	97	86	84	97.7	0	113	104	92.0	0	177	155	87.6
	800006411	6262807	Inkomazi Secondary School	2	101	116	89	76.7	40	244	106	43.4	0	237	130	54.9
	800006478	6242205	Inkunzi Secondary School	2	41	43	34	79.1	3	92	48	52.2	0	79	70	88.6
	800006957	6242301	Jacob Mdluli Secondary School	2	43	30	22	73.3	19	31	16	51.6	27	71	42	59.2
	800007039	6247004	JERUSALEM SECONDARY SCHOOL	2	46	50	49	98.0	65	111	79	71.2	38	95	85	89.5
	800034157	6262409	Joseph Matsebula School	1	88	70	69	98.6	33	79	63	79.7	36	189	126	66.7
	800007336	6282905	Kamhola Secondary School	3	24	109	90	82.6	38	142	65	45.8	20	171	88	51.5
	800007575	6283004	Khaliphani Secondary School	3	34	118	86	72.9	49	116	69	59.5	23	151	97	64.2
	800007633	6247002	KHANYISANI SECONDARY	2	3	100	86	86.0	0	101	89	88.1	15	204	167	81.9
	800002774	6242206	Khetsalwati Secondary School	1	49	63	50	79.4	23	89	79	88.8	0	141	94	66.7
	800007781	6262701	Khula Secondary School	2	30	163	148	90.8	51	118	100	84.7	17	231	167	72.3
	800007872	6242303	Khumbula Secondary School	2	19	45	35	77.8	35	71	29	40.8	13	78	54	69.2
	800008607	6241908	Khutsalani Secondary School	3	63	112	91	81.3	8	115	108	93.9	5	139	121	87.1
	800009316	6262707	KOMATIPOORT AKADEMIE	5	0	36	36	100.0	0	41	37	90.2	0	28	28	100.0
	800009795	6262702	Lambalati Secondary School	1	135	67	67	100.0	114	184	81	44.0	0	188	121	64.4
	800035311	6262494	LANGA SECONDARY SCHOOL	1	25	49	22	44.9	0	76	16	21.1	31	54	23	42.6
	800010124	6283001	Lekazi Secondary School	2	27	76	69	90.8	81	185	92	49.7	28	166	112	67.5
	800010413	6283304	Lihawu Secondary School	2	28	85	62	72.9	28	91	58	63.7	36	201	150	74.6
	800003038	6262502	Lomahasha Secondary School	1	20	46	37	80.4	20	76	38	50.0	2	63	48	76.2
	800030635	6283203	Louieville Combined School	1	18	31	27	87.1	23	50	24	48.0	12	71	53	74.6
	800010710	6267307	LOVUNYWA SECONDARY SCHOOL	1					45	224	167	74.6	13	233	162	69.5
	800010736	6283105	Lowveld High School	4	8	202	198	98.0	3	196	192	98.0	0	201	187	93.0
	800010751	6262509	Lubombo Secondary School	1	49	40	25	62.5	43	69	50	72.5	28	87	46	52.9
	800010785	6262602	Lugebhuta Secondary School	2	25	133	107	80.5	0	178	134	75.3	19	219	187	85.4

MPUMALANGA																	
District Name	EMIS No	Centre No	Centre Name	Quintile	2019				2020				2021			
					Progressed No	Total Wrote	Total Achieved	% Achieved	Progressed No	Total Wrote	Total Achieved	% Achieved	Progressed No	Total Wrote	Total Achieved	% Achieved
EHLANZENI	800010868	6247007	LUNGISANI SECONDARY	2	67	109	86	78.9	27	73	65	89.0	84	175	123	70.3
	800011676	6262605	Mahlatsi Secondary School	2	28	129	127	98.4	6	105	94	89.5	10	136	84	61.8
	800011734	6267304	MAHUSHE SECONDARY SCHOOL	1					5	131	106	80.9	5	147	92	62.6
	800012179	6262708	Mambane Secondary School	1	68	161	137	85.1	44	216	137	63.4	5	237	185	78.1
	800005330	6283306	Mandlesive Secondary School	1	52	109	106	97.2	62	181	133	73.5	16	185	151	81.6
	800012443	6262404	Manzolwandle Secondary School	1	138	114	77	67.5	0	138	74	53.6	75	131	95	72.5
	800013011	6283201	Masitakhe Secondary School	3	31	125	80	64.0	34	127	42	33.1	11	113	83	73.5
	800004366	6283194	Mathews Phosa College	99	0	49	46	93.9	0	50	48	96.0	0	53	51	96.2
	800013565	6283006	Mayibuye Secondary School	3	77	73	54	74.0	0	107	71	66.4	64	174	128	73.6
	800013649	6262406	Mbambiso Secondary School	1	41	59	58	98.3	51	124	99	79.8	53	149	127	85.2
	800013722	6262505	Mbhudula Secondary School	1	26	49	48	98.0	28	62	52	83.9	19	125	114	91.2
	800013730	6262506	Mbhunu Secondary School	1	35	116	109	94.0	31	123	96	78.0	17	165	114	69.1
	800013755	6262710	MBOMBO COMBINED SCHOOL	2	3	48	41	85.4	0	45	45	100.0	0	57	44	77.2
	800013805	6241902	Mbuyane Secondary School	2	23	44	36	81.8	25	74	47	63.5	12	89	75	84.3
	800013847	6262512	MC Zitha Primary School	1	28	67	58	86.6	20	116	98	84.5	1	140	115	82.1
	800013920	6262507	Mdzabu Secondary School	1	41	60	43	71.7	24	84	65	77.4	9	114	51	44.7
	800026344	6262402	Mdzili Secondary School	1	66	74	60	81.1	78	128	54	42.2	7	100	66	66.0
	800013961	6262703	Mehlobovu Secondary School	2	70	129	124	96.1	34	152	136	89.5	7	188	170	90.4
	800035676	6283170	MERIDIAN KARINO	99	0	78	74	94.9	0	64	63	98.4	1	65	65	100.0
	800030593	6242390	METROPOLITAN COLLEGE	99	13	155	144	92.9	0	168	142	84.5	58	133	122	91.7
	800014100	6262706	Mgubho Combined School	2	51	53	53	100.0	11	3	3	100.0	4	150	100	66.7
	800034165	6241910	Mhlume Secondary School	2	66	68	50	73.5	51	97	75	77.3	22	135	100	74.1
	800014365	6262709	Mjokwane Secondary School	2	84	184	154	83.7	54	211	160	75.8	12	288	249	86.5
	800014761	6242307	Mntungwa Secondary School	2	43	43	39	90.7	41	64	47	73.4	1	79	67	84.8
	800015768	6247008	MSHADZA SECONDARY|SCHOOL	2	66	67	64	95.5	0	107	67	62.6	11	228	92	40.4
	800015883	6283302	Mthombo Secondary School	2	50	119	94	79.0	37	128	83	64.8	20	124	94	75.8
	800030361	6267301	MTIMANDZE SECONDARY SCHOOL	1					19	152	112	73.7	2	179	105	58.7
	800016287	6283009	Ncakini Secondary School	2	56	111	91	82.0	63	161	89	55.3	29	227	131	57.7
	800016410	6262813	Ndindane Combined	1	8	36	28	77.8	0	36	33	91.7	0	63	49	77.8
	800034633	6262608	Ndlela High School	2	80	77	62	80.5	0	107	73	68.2	4	111	84	75.7
	800030064	6283195	Nelspruit Private College	99	25	71	60	84.5	0	94	71	75.5	6	79	72	91.1
	800034635	6242309	Ngazi Ndhlovu Secondary School	2	41	53	38	71.7	35	62	44	71.0	25	114	76	66.7
	800016790	6241903	Ngodini Secondary School	3	40	108	94	87.0	39	100	95	95.0	30	121	96	79.3
	800035379	6262492	Nhanyane Secondary School	1	2	79	41	51.9	23	89	65	73.0	12	147	110	74.8
	800030478	6262812	NJ Mahlangu Secondary School	2	0	53	44	83.0	2	60	58	96.7	2	73	63	86.3
	800026393	6262607	Njeyeza Secondary School	2	30	137	116	84.7	0	329	219	66.6	24	254	202	79.5
	800030015	6242291	Noah`s Ark Private College	99	3	44	41	93.2	6	42	42	100.0	2	56	56	100.0
	800017350	6262504	Ntiyi Secondary School	1	16	21	17	81.0	12	23	12	52.2	15	60	24	40.0
	800018200	6242305	Phatfwa Secondary School	2	66	53	41	77.4	22	70	54	77.1	20	111	86	77.5
	800034589	6247009	PHOLA SECONDARY	1	55	49	34	69.4	41	80	22	27.5	18	104	42	40.4
	800018424	6262501	Phumula Secondary School	1	4	25	14	56.0	7	72	18	25.0	1	84	60	71.4

MPUMALANGA																	
District Name	EMIS No	Centre No	Centre Name	Quintile	2019				2020				2021			
					Progressed No	Total Wrote	Total Achieved	% Achieved	Progressed No	Total Wrote	Total Achieved	% Achieved	Progressed No	Total Wrote	Total Achieved	% Achieved
EHLANZENI	0	6262693	PHUZA ULWAZI ACADEMY	99									0	18	17	94.4
	800035383	6283198	PORTIA SHABANGU	1	20	40	32	80.0	0	57	47	82.5	25	111	80	72.1
	800018721	6262711	PROFESSOR SS REPINGA COMBINED SCHOOL	1	7	29	28	96.6	3	32	26	81.3	0	46	33	71.7
	800035312	6242292	ROYAL HIGH SCHOOL	99	21	44	41	93.2	0	61	53	86.9	5	72	71	98.6
	800031070	6283307	Sabane Secondary School	1	10	37	34	91.9	0	51	50	98.0	6	42	42	100.0
	800019729	6247006	SAKHILE SECONDARY SCHOOL	2	43	76	41	53.9	0	81	53	65.4	14	95	62	65.3
	800019802	6262508	Samora Machel Secondary School	1	13	104	80	76.9	17	115	78	67.8	2	118	95	80.5
	800020495	6262803	SHAYAZA COMBINED SCHOOL	1	41	82	80	97.6	11	115	101	87.8	0	168	145	86.3
	800020511	6262804	Shinyukane Secondary School	1	49	196	175	89.3	24	222	178	80.2	1	261	206	78.9
	800020578	6262493	SHONGWE BOARDING SCHOOL	1	11	43	39	90.7	0	47	44	93.6	4	68	60	88.2
	800020651	6241905	Sibhulo Secondary School	2	46	105	93	88.6	23	138	113	81.9	21	217	149	68.7
	800020768	6242201	Sibukosetfu Secondary School	2	95	76	71	93.4	43	137	95	69.3	0	191	145	75.9
	800020784	6283202	Sibusisiwe Secondary School	3	48	157	128	81.5	5	222	184	82.9	18	219	176	80.4
	0	6283310	SICELALWATI COMBINED	2									1	29	25	86.2
	800034207	6283308	SICELOSETHU SECONDARY SCHOOL	1	37	48	34	70.8	0	37	30	81.1	13	68	67	98.5
	800020834	6267302	SIDLAMAFA SECONDARY SCHOOL	1					1	149	104	69.8	9	267	161	60.3
	800020875	6283010	Sidungeni Secondary School	1	20	50	50	100.0	3	78	70	89.7	5	62	57	91.9
	800020958	6267305	SIGWEJE SECONDARY SCHOOL	1					24	111	93	83.8	1	144	127	88.2
	800021071	6262806	Sikhwahlane Secondary School	1	31	113	110	97.3	11	153	147	96.1	0	196	179	91.3
	800021105	6241906	Siligane Secondary School	2	33	42	36	85.7	1	70	49	70.0	21	80	41	51.2
	800021204	6262705	Sincobile Secondary School	1	67	116	101	87.1	75	197	97	49.2	12	204	135	66.2
	800034140	6242203	Siphumelele Secondary School	2	23	64	52	81.3	0	83	71	85.5	0	165	139	84.2
	800021352	6283205	Sitfokotile Secondary School	3	41	87	66	75.9	10	104	72	69.2	0	202	119	58.9
	800021410	6283008	Sitintile Secondary School	3	21	157	109	69.4	21	152	107	70.4	62	242	166	68.6
	800022160	6262510	Sophungane Combined School	1	22	48	44	91.7	6	93	80	86.0	0	109	91	83.5
	800022186	6262407	Soshangane Secondary School	1	33	93	92	98.9	28	127	116	91.3	42	140	135	96.4
	800031096	6283192	ST MARK'S SCHOOL	99	36	23	20	87.0	0	45	39	86.7	11	66	56	84.8
	800029314	6262503	Steenbok Secondary School	1	6	46	42	91.3	6	62	50	80.6	10	66	60	90.9
	800022509	6262603	Suikerland Secondary School	4	69	133	130	97.7	30	200	187	93.5	43	195	179	91.8
	800023036	6242393	THE KING'S SCHOOL	99	0	38	37	97.4	0	49	49	100.0	0	55	55	100.0
	800035644	6241995	THE OASIS COLLEGE	99	25	132	131	99.2	9	100	99	99.0	11	138	138	100.0
	800023119	6283003	Thembeka Secondary School	2	66	76	56	73.7	29	86	56	65.1	20	177	128	72.3
	800023507	6283204	Tikhontele Secondary School	3	136	125	29	23.2	21	103	34	33.0	0	197	133	67.5
	800023515	6267306	TIKHUNI SECONDARY SCHOOL	1					13	121	115	95.0	0	168	141	83.9
	800023564	6262601	Tinhlonhla Secondary School	1	59	107	99	92.5	8	90	77	85.6	15	209	153	73.2
	800035464	6242293	TWIN COLLEGE	99	7	75	56	74.7	3	30	30	100.0	14	78	65	83.3
	800035656	6282907	UMLALATI LEARNING CENTRE	99	0	5	5	100.0	0	7	7	100.0	0	3	3	100.0
	800024521	6283104	Valencia Combined School	4	16	81	55	67.9	12	110	97	88.2	10	94	83	88.3

MPUMALANGA																	
District Name	EMIS No	Centre No	Centre Name	Quintile	2019				2020				2021			
					Progressed No	Total Wrote	Total Achieved	% Achieved	Progressed No	Total Wrote	Total Achieved	% Achieved	Progressed No	Total Wrote	Total Achieved	% Achieved
EHLANZENI	800025007	6241907	Vulindlela Secondary School	3	30	70	65	92.9	41	124	105	84.7	22	146	130	89.0
	800045610	6282906	VUSELELA LEARNING CENTRE	99	1	9	7	77.8	0	16	11	68.8	2	22	13	59.1
	800025312	6241991	WEM KABOKWENI	99	20	41	33	80.5	3	27	22	81.5	6	35	29	82.9
	800025684	6283005	ZB Kunene Secondary School	3	27	53	50	94.3	62	103	63	61.2	31	153	102	66.7
	800025866	6262511	Zenzele Secondary School	1	26	84	66	78.6	0	110	69	62.7	5	116	80	69.0
	800035313	6241909	Zikodze Secondary school	2	33	53	52	98.1	31	75	58	77.3	10	90	77	85.6
GERT SIBANDE	800000091	6191404	Alpheus D Nkosi Secondary School	2	18	85	81	95.3	15	87	70	80.5	14	132	111	84.1
	800030445	6121005	Amadlelo Aluhlaza Secondary School	1	51	82	60	73.2	4	173	68	39.3	2	192	107	55.7
	800000398	6191805	Azalea Combined School	3	7	33	23	69.7	0	49	30	61.2	3	51	31	60.8
	800000620	6110403	Bantfwabethu Secondary School	1	45	66	62	93.9	25	105	83	79.0	13	135	109	80.7
	800028746	6120904	Bee Maseko Secondary School	1	34	35	31	88.6	0	41	35	85.4	0	40	37	92.5
	800001883	6120906	Camden Combined School	1	24	24	23	95.8	14	22	22	100.0	0	35	33	94.3
	800001909	6121007	Cana Combined School	1	62	23	21	91.3	25	82	33	40.2	31	119	48	40.3
	800004481	6110204	CAROLINA AKADEMIESE SKOOL	4	3	41	41	100.0	1	39	37	94.9	2	38	36	94.7
	800001941	6110203	Carolina Combined School	4	17	40	29	72.5	2	45	28	62.2	2	60	49	81.7
	800001990	6120807	Cebisa Secondary School	2	96	87	43	49.4	31	77	62	80.5	36	105	62	59.0
	800009951	6191605	Chief Ampie Mayisa Secondary School	2	30	59	49	83.1	0	148	95	64.2	62	152	109	71.7
	800034586	6110308	Chief C J Nkosi Secondary School	1	1	23	21	91.3	0	27	24	88.9	0	26	26	100.0
	800002071	6110405	Chief Jerry Nkosi Secondary School	1	72	91	78	85.7	44	115	71	61.7	55	171	115	67.3
	800002097	6110302	Chief S W Nhlapho Secondary School	1	15	129	105	81.4	0	140	119	85.0	2	186	154	82.8
	800002105	6110502	Chief T D Nkosi Secondary School	1	36	86	75	87.2	0	106	80	75.5	24	132	106	80.3
	800002766	6110106	Dlomodlomo Secondary School	1	32	111	65	58.6	51	135	96	71.1	0	139	120	86.3
	800003251	6110401	Ekulindeni Secondary School	1	39	51	32	62.7	16	40	39	97.5	24	129	94	72.9
	800003384	6120907	Elangwane Secondary School	1	42	42	38	90.5	9	76	41	53.9	32	129	48	37.2
	800026724	6110103	Engabezweni Secondary School	2	27	66	54	81.8	30	130	54	41.5	48	88	66	75.0
	800003764	6110510	Enkhanini Secondary School	1	12	39	18	46.2	0	35	11	31.4	4	63	40	63.5
	800003897	6120804	ERMELO COMBINED SCHOOL	5	11	25	25	100.0	0	29	26	89.7	4	30	27	90.0
	800003954	6120601	Esibusisweni Combined School	1	26	25	25	100.0	46	57	35	61.4	0	39	32	82.1
	800035528	6121210	EZAKHENI COMBINED SCHOOL	1	18	15	11	73.3	1	27	18	66.7	5	72	34	47.2
	800004465	6191301	Gekombineerde Skool Balfour	4	4	42	33	78.6	0	47	41	87.2	0	56	47	83.9
	800004614	6120606	Glen Eland Combined School	1	14	36	27	75.0	23	51	30	58.8	5	54	29	53.7
	800029017	6191591	Highveld Muslim Combined School	99	0	4	4	100.0	0	4	4	100.0	0	7	7	100.0
	800005116	6191505	Highveld Park High School	5	0	79	64	81.0	0	92	88	95.7	0	117	106	90.6
	800005132	6110408	Highveld Secondary School	1	33	143	136	95.1	38	156	142	91.0	51	241	205	85.1
	800005173	6110104	Hlabangemehlo Secondary School	1	51	58	58	100.0	65	134	96	71.6	37	208	110	52.9

MPUMALANGA																	
District Name	EMIS No	Centre No	Centre Name	Quintile	2019				2020				2021			
					Progressed No	Total Wrote	Total Achieved	% Achieved	Progressed No	Total Wrote	Total Achieved	% Achieved	Progressed No	Total Wrote	Total Achieved	% Achieved
GERT SIBANDE	800000190	6121105	HLELIMFUNDO SECONDARY SCHOOL	1	45	112	69	61.6	42	143	104	72.7	16	152	100	65.8
	800005785	6120803	Hoerskool Ermelo	5	0	128	126	98.4	2	105	104	99.0	5	94	93	98.9
	800005793	6191501	Hoerskool Evander	5	10	145	121	83.4	0	135	99	73.3	3	167	143	85.6
	800005835	6191401	Hoerskool Hoogenhout	5	3	135	127	94.1	0	113	104	92.0	0	118	116	98.3
	800005892	6191604	Hoerskool Oosterland	5	0	164	157	95.7	0	174	153	87.9	0	167	156	93.4
	0	6127103	HOERSKOOL PIET RETIEF	5					0	138	133	96.4	0	158	149	94.3
	800005942	6191602	Hoerskool Secunda	5	1	191	185	96.9	0	183	181	98.9	0	155	150	96.8
	800005959	6191807	Hoerskool Standerton	4	0	141	137	97.2	3	142	135	95.1	0	116	111	95.7
	800005991	6121104	Hoerskool Volksrust	4	1	109	108	99.1	0	96	90	93.8	1	100	96	96.0
	800026625	6110409	Holeka Secondary School	1	14	95	50	52.6	0	62	38	61.3	1	69	46	66.7
	800005587	6191702	Holmdene Secondary School	1	29	44	26	59.1	19	34	30	88.2	5	49	36	73.5
	800012401	6191402	Ikhethelo Secondary School	2	51	153	127	83.0	66	271	222	81.9	32	319	259	81.2
	800005603	6191305	IM Manchu Secondary School	2	44	57	56	98.2	7	100	92	92.0	0	141	133	94.3
	800030502	6121209	Injabulo School	1	41	29	22	75.9	9	37	17	45.9	5	97	23	23.7
	800035606	6121009	INQUBEKO SECONDARY SCHOOL	1	96	138	116	84.1	78	170	134	78.8	46	190	142	74.7
	800006510	6110101	Insika Secondary School	1	29	72	70	97.2	33	115	75	65.2	28	133	87	65.4
	800006718	6191302	Isifisosethu Secondary School	2	24	82	50	61.0	20	73	36	49.3	41	92	54	58.7
	800006809	6120802	Ithafa Secondary School	2	58	142	113	79.6	105	197	117	59.4	79	297	142	47.8
	800035650	6120607	IZIMBALI COMBINED SCHOOL	1	6	37	36	97.3	1	27	25	92.6	0	39	32	82.1
	800006999	6191803	Jandrell Secondary School	1	47	92	80	87.0	51	183	103	56.3	3	153	106	69.3
	800007476	6127101	KEMP SIDING COMBINED SCHOOL	1					4	55	36	65.5	10	64	44	68.8
	800007773	6191806	Khula Sakhile Secondary School	1	34	60	54	90.0	40	103	67	65.0	8	107	76	71.0
	800010207	6191802	Khunjuliwe Secondary School	3	17	111	84	75.7	23	164	99	60.4	20	140	84	60.0
	800006262	6110102	Khuzulwande Secondary School	1	14	25	20	80.0	16	36	20	55.6	1	62	41	66.1
	800007997	6191503	Kiriyatswane Secondary School	2	67	69	57	82.6	0	184	101	54.9	4	212	96	45.3
	800013433	6191507	KT Twala Secondary School	2	22	173	137	79.2	0	273	216	79.1	0	251	183	72.9
	800008581	6191504	Kusasalethu Secondary School	2	38	69	60	87.0	0	121	93	76.9	0	181	156	86.2
	800002378	6120901	KWADELA SECONDARY SCHOOL	1	26	39	32	82.1	0	41	37	90.2	4	80	65	81.3
	800008813	6121001	Kwashuku Secondary School	1	7	68	61	89.7	11	105	92	87.6	19	183	138	75.4
	800009779	6120706	Lake Chrissie Secondary School	2	29	47	42	89.4	0	55	54	98.2	7	77	73	94.8
	800004937	6120806	LIGBRON ACADEMY OF TECHNOLOGY	5	0	144	142	98.6	0	161	154	95.7	0	149	148	99.3
	800010397	6110303	Ligugu Secondary School	1	35	87	73	83.9	21	138	87	63.0	28	167	140	83.8
	800010447	6110504	Lilanga Secondary School	1	48	200	151	75.5	16	212	149	70.3	14	244	195	79.9
	800010496	6120805	Lindile Secondary School	2	88	65	30	46.2	92	142	29	20.4	134	178	26	14.6
	800010579	6110407	Litjelembube Secondary School	1	20	122	82	67.2	8	135	83	61.5	2	138	73	52.9
	800010884	6110301	Lusushwana Secondary School	1	4	39	36	92.3	1	39	35	89.7	0	43	39	90.7
	800011544	6110305	Magotshwa Secondary School	1	21	35	33	94.3	13	44	38	86.4	10	47	39	83.0
	800012609	6110107	Maqhawuzela Combined School	1	28	40	35	87.5	3	66	37	56.1	3	50	43	86.0
	800013037	6120705	Masizakhe Secondary School	2	52	89	81	91.0	0	90	66	73.3	13	122	90	73.8

MPUMALANGA																	
					2019				2020				2021				
District Name	EMIS No	Centre No	Centre Name	Quintile	Progressed No	Total Wrote	Total Achieved	% Achieved	Progressed No	Total Wrote	Total Achieved	% Achieved	Progressed No	Total Wrote	Total Achieved	% Achieved
GERT SIBANDE	800013557	6110506	Mayflower Secondary School	1	67	48	38	79.2	39	67	36	53.7	23	90	68	75.6
	800013631	6110304	Mbalenhle Secondary School	1	7	64	56	87.5	88	86	61	70.9	4	85	72	84.7
	800014027	6110507	Methula Secondary School	1	79	434	296	68.2	53	275	200	72.7	54	386	322	83.4
	800014464	6110105	Mkolishi Secondary School	1	49	59	59	100.0	34	86	67	77.9	38	107	93	86.9
	800014522	6120604	Mlilo Comprehensive School	1	34	33	19	57.6	0	43	40	93.0	0	78	60	76.9
	800004507	6120902	Morgenzon Landbou Akademie	5	1	32	28	87.5	0	35	30	85.7	0	14	14	100.0
	800035651	6110109	MOUNTAIN VALLEY COLLEGE	99	2	17	15	88.2	2	36	15	41.7	7	23	17	73.9
	800026708	6110503	MP Magagula Secondary School	1	49	127	120	94.5	8	145	120	82.8	10	207	181	87.4
	800015701	6110508	Mpuluzi Secondary School	1	23	143	126	88.1	4	194	160	82.5	20	165	133	80.6
	800015792	6120603	Msinyane Secondary School	1	20	24	24	100.0	15	61	41	67.2	15	57	36	63.2
	800016154	6191403	Mzinoni Secondary School	2	42	122	89	73.0	22	106	74	69.8	6	204	133	65.2
	800016238	6121206	Nalithuba Secondary School	1	92	95	73	76.8	0	127	77	60.6	53	218	115	52.8
	800016469	6121002	Ndlela Secondary School	1	0	441	97	22.0	10	373	77	20.6	11	411	160	38.9
	800035526	6120808	NETHERLAND PARK SECONDARY SCHOOL	4	0	92	86	93.5	1	111	105	94.6	0	115	110	95.7
	800016709	6120602	Nganana Secondary School	1	63	110	100	90.9	5	146	140	95.9	51	219	180	82.2
	800016758	6110402	Ngilandi Secondary School	1	45	32	30	93.8	4	29	22	75.9	9	48	29	60.4
	800030221	6120905	Nqobangolwazi Secondary School	1	46	71	66	93.0	0	84	81	96.4	4	107	88	82.2
	800017327	6191306	Nthoroane Secondary School	2	13	31	30	96.8	33	73	58	79.5	18	60	46	76.7
	800012617	6191506	Osizweni Secondary School	4	72	113	82	72.6	0	145	64	44.1	25	163	74	45.4
	800018143	6110509	Phambili Secondary School	1	5	15	13	86.7	9	15	7	46.7	5	37	24	64.9
	800018523	6121004	Piet Retief Combined School	1	4	26	25	96.2	0	42	37	88.1	0	46	33	71.7
	800018846	6121203	Qedela Secondary School	1	0	93	77	82.8	0	87	83	95.4	45	185	141	76.2
	800018929	6121102	Qhubulwazi Combined School	2	36	157	122	77.7	51	167	98	58.7	10	151	104	68.9
	800018952	6191701	Qondulwazi Secondary School	1	4	13	12	92.3	4	21	18	85.7	4	39	35	89.7
	800028779	6120801	Reggie Masuku Secondary School	2	21	111	100	90.1	11	136	116	85.3	9	173	141	81.5
	800019380	6110505	Rev Sa Nkosi Secondary School	1	62	101	94	93.1	7	174	141	81.0	28	192	173	90.1
	800020263	6121202	Seme Secondary School	1	74	93	45	48.4	69	145	55	37.9	13	109	66	60.6
	800020396	6191303	Setsheng Secondary School	2	30	24	15	62.5	30	42	23	54.8	20	46	23	50.0
	800021162	6110501	Simtfolile Secondary School	1	18	170	140	82.4	7	142	96	67.6	145	183	159	86.9
	0	6127104	SINETHEMBA SECONDARY SCHOOL	1					0	47	28	59.6	5	49	27	55.1
	800034585	6127105	SIPHOKUHLE SECONDARY SCHOOL	1					7	24	24	100.0	6	84	60	71.4
	800021345	6110404	Sisukumile Secondary School	1	41	60	46	76.7	3	43	36	83.7	18	84	49	58.3
	800021451	6110306	Siyabonga Secondary School	1	37	119	104	87.4	0	139	87	62.6	22	130	106	81.5
	800021808	6191601	Sizwakele Secondary School	2	85	145	90	62.1	0	195	115	59.0	4	300	226	75.3
	800022418	6191801	Stanwest Combined School	4	15	57	39	68.4	6	63	46	73.0	12	73	52	71.2
	800035513	6110410	T C College	99									0	12	9	75.0
	800022681	6110406	Takheni Secondary School	1	22	145	135	93.1	16	154	114	74.0	35	217	173	79.7
	800023028	6120702	The Gem Combined School	1	22	39	28	71.8	0	43	36	83.7	8	53	44	83.0
	800023176	6191502	Thistle Grove Combined School	4	4	73	67	91.8	0	129	74	57.4	0	107	56	52.3

MPUMALANGA																	
District Name	EMIS No	Centre No	Centre Name	Quintile	2019				2020				2021			
					Progressed No	Total Wrote	Total Achieved	% Achieved	Progressed No	Total Wrote	Total Achieved	% Achieved	Progressed No	Total Wrote	Total Achieved	% Achieved
GERT SIBANDE	800023192	6191808	Thobelani Secondary School	1	50	92	83	90.2	49	147	116	78.9	14	136	108	79.4
	800023275	6191606	Thomas Nhlabathi Secondary School	2	45	110	93	84.5	0	165	98	59.4	7	219	108	49.3
	800023457	6191804	Thuto-Thebe Secondary School	1	23	46	45	97.8	7	98	76	77.6	7	127	99	78.0
	800023911	6191304	Tshepeha Combined School	2	6	26	20	76.9	34	34	28	82.4	2	53	40	75.5
	800024075	6120704	Ubuhle Bolwazi Secondary School	1	39	80	65	81.3	0	80	52	65.0	35	98	75	76.5
	800035612	6121010	UBUHLEBUZILE SECONDARY SCHOOL	1	36	204	166	81.4	7	246	172	69.9	114	274	221	80.7
	800024265	6120903	Umfudlana Combined School	1	5	13	7	53.8	0	9	3	33.3	1	14	12	85.7
	800024455	6120701	Umzimvelo Secondary School	1	1	25	22	88.0	0	20	18	90.0	0	22	17	77.3
	800029926	6121208	Uthaka Secondary School	1	59	61	51	83.6	0	44	35	79.5	0	101	55	54.5
	80035308	6110207	VIOLET JIYANE SECONDARY SCHOOL	1									0	75	47	62.7
	800024844	6121201	Vukubone Secondary School	1	15	36	19	52.8	0	28	21	75.0	8	69	43	62.3
	800024869	6191603	Vukuqhakaze Secondary School	2	35	123	83	67.5	0	144	69	47.9	5	148	111	75.0
	800024893	6121103	Vukuzenzele Combined School	2	46	40	28	70.0	0	55	44	80.0	3	88	58	65.9
	800025213	6120703	Warburton Combined School	2	38	43	37	86.0	8	54	52	96.3	18	63	55	87.3
	800025239	6110307	Waverley Secondary School	1	7	13	10	76.9	2	12	12	100.0	0	21	18	85.7
	800025858	6127102	ZENDELINGPOST COMBINED SCHOOL	1					43	100	83	83.0	4	134	28	20.9
	800025932	6191703	Zikhetheleni Secondary School	1	20	49	39	79.6	23	47	43	91.5	21	50	41	82.0
	800025965	6110201	Zinikeleni Secondary School	2	36	109	100	91.7	14	171	114	66.7	38	155	125	80.6
NKANGALA DISTRICT	800000075	6305303	Allendale Secondary School	4	18	31	31	100.0	2	64	47	73.4	0	52	47	90.4
	800035520	6305195	AUDEAMUS PRIVATE SCHOOL	99									0	5	4	80.0
	800000463	6374203	Babutheni Secondary School	1	45	41	39	95.1	0	31	20	64.5	4	48	37	77.1
	800000596	6304906	Bankfontein Combined School	1	24	31	31	100.0	5	35	24	68.6	0	27	24	88.9
	800000828	6304707	Beestepan Agricultural School	2	15	31	31	100.0	0	47	39	83.0	2	53	38	71.7
	800004473	6305003	Belfast Akademie	4	2	42	40	95.2	0	50	47	94.0	2	47	43	91.5
	800001107	6374205	Bingweni Secondary School	1	27	63	39	61.9	0	48	40	83.3	0	74	59	79.7
	800001396	6333404	Bonginhlanhla Secondary School	2	33	20	15	75.0	0	48	13	27.1	44	100	28	28.0
	800001412	6305106	Bonginsimbi Comprehensive School	2	6	60	58	96.7	0	51	45	88.2	1	87	66	75.9
	800001446	6354004	Bongumusa Secondary School	2	61	114	94	82.5	1	202	145	71.8	8	217	134	61.8
	800001636	6304606	Botleng Secondary School	1	40	102	85	83.3	0	143	66	46.2	46	291	93	32.0
	800001719	6354103	Buhlebesizwe Secondary School	1	28	53	44	83.0	0	85	62	72.9	13	96	61	63.5
	800002154	6353702	Cibiliza Secondary School	3	16	35	19	54.3	0	39	23	59.0	13	48	21	43.8
	800034639	6305194	CORONATION SECONDARY SCHOOL	2	11	168	128	76.2	9	183	142	77.6	6	221	160	72.4
	800034583	6305209	D M Motsaosele Secondary School	2	75	101	89	88.1	0	148	126	85.1	5	210	176	83.8
	800002642	6374206	Digwale Secondary School	3	7	32	26	81.3	6	35	29	82.9	0	46	36	78.3
	800002873	6333401	Duduzile Secondary School	1	15	20	16	80.0	1	38	30	78.9	3	56	37	66.1
	800002907	6353701	Dumeleni Secondary School	2	12	62	42	67.7	19	82	48	58.5	0	88	65	73.9
	800003061	6304803	Eastdene Combined School	5	13	113	100	88.5	0	105	87	82.9	0	125	109	87.2

MPUMALANGA																	
					2019				2020				2021				
District Name	EMIS No	Centre No	Centre Name	Quintile	Progressed No	Total Wrote	Total Achieved	% Achieved	Progressed No	Total Wrote	Total Achieved	% Achieved	Progressed No	Total Wrote	Total Achieved	% Achieved
NKANGALA DISTRICT	800003111	6305191	Ed-U-College Combined School	99	0	64	64	100.0	0	51	51	100.0	0	62	57	91.9
	800003335	6304706	Ekwazini Secondary School	1	23	33	31	93.9	0	48	44	91.7	7	50	47	94.0
	800003426	6305101	Elukhanyisweni Secondary School	2	68	116	111	95.7	1	120	113	94.2	0	200	167	83.5
	800035652	6305009	EMAKHAZENI BOARDING SCHOOL	1	2	56	38	67.9	0	42	35	83.3	0	60	40	66.7
	0	6305310	EMALAHLENI2 EXAM CENTRE	99					0	18	5	27.8	0	26	16	61.5
	800003616	6305203	Empucukweni Secondary School	2	65	92	86	93.5	6	108	93	86.1	0	151	126	83.4
	800003830	6353601	Entokozweni Secondary School	3	17	119	93	78.2	24	132	101	76.5	12	174	135	77.6
	800004119	6354003	Extension K Secondary School	2	20	32	21	65.6	1	66	35	53.0	6	52	37	71.2
	0	6305210	F H MKHABELA SECONDARY SCHOOL	2	47	99	60	60.6	0	99	67	67.7	0	127	104	81.9
	800004499	6304804	Gekombineerde Skool Hendrina	4	1	39	38	97.4	0	51	47	92.2	0	50	50	100.0
	800017590	6305206	Gekombineerde Skool Ogies	4	14	35	28	80.0	0	21	21	100.0	0	39	39	100.0
	800004648	6374305	Gobolibi Secondary School	1	4	46	32	69.6	18	58	50	86.2	15	71	51	71.8
	800034582	6333413	GRACE CHRISTIAN PRIVATE SCHOOL	99	6	22	20	90.9	0	25	23	92.0	1	31	31	100.0
	800004770	6305302	Greendale School	4	12	100	90	90.0	0	95	70	73.7	0	84	66	78.6
	800005223	6374202	Hlalakahle Secondary School	1	70	192	140	72.9	21	270	124	45.9	11	250	122	48.8
	800005306	6333502	Hlanganani Secondary School	1	43	43	38	88.4	52	118	68	57.6	26	117	98	83.8
	800005421	6353605	Hlomani Secondary School	1	6	31	28	90.3	6	38	32	84.2	21	66	53	80.3
	800005454	6353806	Hlonipha Secondary School	2	18	97	83	85.6	0	168	128	76.2	14	182	139	76.4
	800005504	6353707	Hluzingqondo Secondary School	3	83	58	54	93.1	0	68	60	88.2	10	96	84	87.5
	800005769	6304605	Hoerskool Delmas	4	0	115	107	93.0	0	90	90	100.0	6	94	92	97.9
	800005801	6305107	Hoerskool Generaal Hertzog	4	0	171	157	91.8	0	194	187	96.4	0	191	189	99.0
	800005843	6304902	Hoerskool Kanonkop	4	0	103	102	99.0	0	99	98	99.0	0	117	116	99.1
	800005850	6305306	Hoerskool Kriel	4	3	128	111	86.7	0	155	127	81.9	1	129	121	93.8
	800005876	6304702	Hoerskool Middelburg	4	0	185	181	97.8	0	178	178	100.0	0	166	161	97.0
	800005900	6305204	Hoerskool Patriot	5	0	157	148	94.3	0	151	151	100.0	0	167	166	99.4
	800005926	6305309	HOeRSKOOL REYNOPARK	4	46	74	50	67.6	0	88	62	70.5	0	103	67	65.0
	800004945	6304704	HTS Middelburg	4	0	206	205	99.5	0	212	209	98.6	0	160	160	100.0
	800004952	6305103	HTS Witbank	4	1	210	203	96.7	0	200	190	95.0	0	208	190	91.3
	800006130	6305307	Ilanga Secondary School	1	29	56	43	76.8	4	70	50	71.4	9	75	55	73.3
	800006189	6305006	Imemeza Secondary School	2	0	38	34	89.5	0	38	37	97.4	1	74	53	71.6
	0	6337209	INTUTHUKO SECONDARY SCHOOL	1					15	40	31	77.5	0	50	30	60.0
	800007583	6374306	Khamane Secondary School	2	0	122	86	70.5	0	127	74	58.3	0	96	57	59.4
	800007658	6305007	Khayalami Secondary School	3	13	95	92	96.8	16	113	102	90.3	30	161	96	59.6
	800029652	6353904	King Makhosonke Ii Secondary School	2	104	135	89	65.9	0	184	110	59.8	17	215	128	59.5
	800009308	6305008	Klipspruit Combined School	1	7	36	29	80.6	0	27	26	96.3	10	41	33	80.5
	800008458	6305102	Kopanang Secondary School	2	5	156	82	52.6	5	91	81	89.0	10	136	116	85.3
	800008698	6374207	Kwamanala Secondary School	2	108	101	93	92.1	0	158	91	57.6	0	159	97	61.0
	800008730	6353902	Kwamhlanga Secondary School	2	95	114	101	88.6	2	121	101	83.5	26	186	117	62.9

MPUMALANGA																	
					2019				2020				2021				
District Name	EMIS No	Centre No	Centre Name	Quintile	Progressed No	Total Wrote	Total Achieved	% Achieved	Progressed No	Total Wrote	Total Achieved	% Achieved	Progressed No	Total Wrote	Total Achieved	% Achieved
NKANGALA DISTRICT	800008771	6333409	Kwandebele Science Combined School	2	26	92	85	92.4	36	137	98	71.5	9	151	127	84.1
	800008839	6304805	Kwazamokuhle Secondary School	2	77	171	155	90.6	0	310	249	80.3	59	354	247	69.8
	800029330	6304708	LD Moetanalo Secondary School	3	55	117	92	78.6	2	132	111	84.1	6	132	114	86.4
	800010041	6374302	Lehlabile Secondary School	1	24	44	33	75.0	0	34	13	38.2	3	52	33	63.5
	800010058	6305301	Lehlaka Combined School	3	0	26	9	34.6	0	36	16	44.4	0	32	8	25.0
	800030569	6305207	Leonard Ntshuntshe Secondary School	2	71	104	93	89.4	0	106	88	83.0	0	203	159	78.3
	800005025	6353802	Lethabong Secondary School	2	16	36	36	100.0	30	95	73	76.8	34	140	96	68.6
	800010553	6374505	Litho Secondary School	1	10	43	33	76.7	0	49	34	69.4	0	60	54	90.0
	800011049	6305205	Mabande Comprehensive High School	2	6	164	118	72.0	1	136	113	83.1	0	246	160	65.0
	800028902	6374402	Mabothe Secondary School	2	27	216	139	64.4	25	194	145	74.7	10	242	196	81.0
	800011197	6333503	Mabusabesala Secondary School	2	74	23	14	60.9	11	79	32	40.5	11	75	38	50.7
	800011338	6337206	MADLAYEDWA SECONDARY SCHOOL	1					0	39	16	41.0	2	40	29	72.5
	800011353	6337201	MADODA SECONDARY SCHOOL	1					22	39	20	51.3	0	51	16	31.4
	800029397	6304601	Mafa Max Motloung Secondary School	1	0	142	135	95.1	0	160	154	96.3	0	203	189	93.1
	800011445	6353703	Mafu Secondary School	3	35	89	88	98.9	19	83	75	90.4	0	147	127	86.4
	800011825	6305304	Makause Combined School	2	0	46	43	93.5	4	82	81	98.8	4	92	87	94.6
	0	6337203	MAKHOSANA SECONDARY SCHOOL	1					44	104	58	55.8	4	89	41	46.1
	800012039	6374301	Malatse Secondary School	1	3	55	43	78.2	0	64	31	48.4	5	78	39	50.0
	800012062	6374204	Malebo Secondary School	2	1	52	25	48.1	0	39	24	61.5	3	34	21	61.8
	800012229	6354001	Mandlethu Senior Secondary School	2	26	72	60	83.3	0	100	76	76.0	8	128	90	70.3
	800012302	6374403	Manoka Secondary School	2	7	49	36	73.5	0	43	21	48.8	3	57	43	75.4
	800026591	6353607	Marhagi Secondary School	2	41	110	80	72.7	1	144	101	70.1	26	190	105	55.3
	800013573	6333508	Mayisha Secondary School	2	12	60	45	75.0	2	93	55	59.1	9	96	56	58.3
	800013623	6354106	Mbalenhle Secondary School	1	52	58	52	89.7	0	102	81	79.4	48	145	97	66.9
	800013789	6374201	Mbulawa Secondary School	1	17	45	44	97.8	2	50	47	94.0	3	68	61	89.7
	800013979	6305208	Mehlwana Secondary School	2	54	70	70	100.0	2	129	116	89.9	4	105	90	85.7
	800014118	6353603	Mgudlwa Secondary School	1	62	70	54	77.1	0	123	70	56.9	18	161	97	60.2
	800014274	6304806	Middelburg Combined School	4	34	70	60	85.7	8	108	75	69.4	22	74	59	79.7
	800015842	6304891	Middelburg Muslim School	99	0	16	16	100.0	0	12	12	100.0	0	17	17	100.0
	800014399	6353606	Mkhephuli Secondary School	1	11	22	18	81.8	3	33	19	57.6	15	28	15	53.6
	800014449	6304904	Mkhulu Combined School	1	12	49	41	83.7	0	70	61	87.1	0	107	78	72.9
	800026567	6353807	Mkhutshwa Secondary School	2	13	10	9	90.0	0	13	4	30.8	21	31	8	25.8
	800014654	6374404	Mmametlhake Secondary School	1	11	71	40	56.3	0	109	54	49.5	8	120	69	57.5
	800014712	6333407	Mmashadi Secondary School	1	44	31	31	100.0	13	60	56	93.3	11	102	90	88.2
	800014860	6374304	Moepi Secondary School	2	10	69	38	55.1	5	82	50	61.0	4	44	39	88.6

MPUMALANGA																	
District Name	EMIS No	Centre No	Centre Name	Quintile	2019				2020				2021			
					Progressed No	Total Wrote	Total Achieved	% Achieved	Progressed No	Total Wrote	Total Achieved	% Achieved	Progressed No	Total Wrote	Total Achieved	% Achieved
NKANGALA DISTRICT	800014886	6337207	MOGOBOSHENG SECONDARY SCHOOL	1					2	18	16	88.9	0	15	13	86.7
	800014969	6333506	Mokebe Secondary School	1	37	33	30	90.9	14	51	49	96.1	0	99	92	92.9
	800015222	6305005	Morelig Combined School	2	4	24	23	95.8	0	40	37	92.5	0	49	39	79.6
	800035609	6304909	MOSES MAGAGULA	99									0	8	0	0.0
	800015545	6353602	Mphalali Secondary School	3	18	69	47	68.1	10	51	33	64.7	5	117	72	61.5
	800015552	6304705	Mphanama Secondary School	3	9	122	108	88.5	28	162	147	90.7	10	186	172	92.5
	800035499	6353611	MPHUMELOMUHLE SECONDARY SCHOOL	1	11	22	21	95.5	1	25	22	88.0	0	20	19	95.0
	800015735	6353705	Mpumelelo Secondary School	3	6	51	44	86.3	0	68	58	85.3	15	97	85	87.6
	800016022	6353804	Musa Secondary School	2	35	137	128	93.4	0	205	168	82.0	30	291	210	72.2
	800016147	6354101	Mzimhlophe Secondary School	2	9	28	18	64.3	12	45	18	40.0	0	75	33	44.0
	800016253	6353706	Nansindlela Secondary School	2	22	109	76	69.7	29	96	76	79.2	0	57	49	86.0
	800016535	6353903	Ndzundza Mabhoko Secondary School	2	25	171	113	66.1	28	153	133	86.9	40	203	169	83.3
	800018135	6354102	Phambili Secondary School	2	32	68	55	80.9	11	94	85	90.4	43	127	105	82.7
	800018192	6304604	Phaphamani Secondary School	1	84	146	95	65.1	127	215	88	40.9	127	202	82	40.6
	800018283	6305201	Phillip Ndimande Secondary School	2	72	118	107	90.7	14	151	117	77.5	0	159	131	82.4
	800007385	6304801	PHUMELELA SECONDARY SCHOOL	3	23	127	118	92.9	4	145	122	84.1	13	169	137	81.1
	800018457	6354002	Phumzile Secondary School	2	16	127	124	97.6	1	170	160	94.1	8	196	181	92.3
	800018564	6305105	Pine Ridge Combined School	2	7	118	68	57.6	0	133	61	45.9	0	95	56	58.9
	800018770	6374503	Pungutsha Secondary School	1	10	91	59	64.8	0	69	36	52.2	14	75	53	70.7
	800019117	6374501	Ramoshidi Secondary School	1	25	78	57	73.1	31	78	43	55.1	14	69	46	66.7
	800019174	6374401	Ratlhahana Secondary School	2	21	75	40	53.3	2	60	45	75.0	3	113	68	60.2
	800035648	6304711	SAINT PETER CHRISTIAN COLLEGE	99									0	23	18	78.3
	800020016	6374504	Seabe Secondary School	1	46	86	77	89.5	16	119	109	91.6	7	126	109	86.5
	800020248	6353808	SELE SENIOR SECONDARY SCHOOL	2	0	37	34	91.9	0	27	23	85.2	0	28	26	92.9
	800020339	6353905	Senzangakhona Secondary School	2	53	178	141	79.2	0	223	164	73.5	14	229	184	80.3
	800020362	6374307	Seruane Secondary School	1	36	56	54	96.4	0	42	40	95.2	13	77	66	85.7
	800020693	6305305	Sibongamandla Secondary School	1	1	93	64	68.8	0	174	106	60.9	4	207	110	53.1
	800020859	6337208	SIDLASOKE SECONDARY SCHOOL	1					8	43	32	74.4	6	39	30	76.9
	800021006	6353608	Sihlengiwe Secondary School	1	24	34	30	88.2	7	59	51	86.4	3	85	62	72.9
	800021048	6305001	Sikhulile Secondary School	2	22	53	40	75.5	0	54	45	83.3	41	103	50	48.5
	800021097	6353803	Silamba Secondary School	2	84	110	80	72.7	38	137	109	79.6	0	189	143	75.7
	800021386	6374303	Sithenjisiwe Secondary School	1	0	44	23	52.3	0	44	32	72.7	4	42	34	81.0
	800021436	6333511	Sivumelene Secondary School	2	34	36	35	97.2	0	34	33	97.1	8	62	55	88.7
	800021584	6333405	Siyathokoza Secondary School	1	31	23	18	78.3	7	32	23	71.9	12	45	30	66.7
	800001891	6305002	Siyifunile Secondary School	2	2	34	34	100.0	1	39	39	100.0	19	78	42	53.8

MPUMALANGA																
District Name	EMIS No	Centre No	Centre Name	Quintile	2019				2020				2021			
					Progressed No	Total Wrote	Total Achieved	% Achieved	Progressed No	Total Wrote	Total Achieved	% Achieved	Progressed No	Total Wrote	Total Achieved	% Achieved
NKANGALA DISTRICT	800021899	6337205	SOBANTU SECONDARY SCHOOL	1					1	64	45	70.3	0	122	84	68.9
	800021923	6304701	Sofunda Secondary School	3	47	78	41	52.6	0	88	26	29.5	0	126	41	32.5
	800022053	6333411	Somkhahlekwa Secondary School	1	51	32	19	59.4	23	56	44	78.6	17	56	21	37.5
	800022087	6354005	Somsuswa Secondary School	2	30	89	67	75.3	0	181	113	62.4	16	208	165	79.3
	800022210	6337202	SOVETJHEZA SECONDARY SCHOOL	1					39	89	69	77.5	0	157	94	59.9
	800022228	6304703	Sozama Secondary School	3	37	47	43	91.5	24	75	45	60.0	11	90	61	67.8
	800022434	6304901	Steelcrest High School	4	0	132	127	96.2	0	135	135	100.0	0	146	140	95.9
	0	6304710	STEVE TSHWETE 1 EXAM CENTRE	1	0	36	6	16.7	0	0	0		0	5	2	40.0
	800035677	6304907	STEVE TSHWETE BOARDING SCHOOL	1	0	8	6	75.0	0	24	22	91.7	3	22	19	86.4
	800005512	6304602	Sundra Secondary School	1	20	59	32	54.2	0	70	52	74.3	2	107	56	52.3
	800022616	6304603	Swartklip Combined School	1	36	60	34	56.7	0	66	18	27.3	45	111	20	18.0
	800023267	6333501	Tholulwazi Secondary School	1	19	104	83	79.8	10	104	82	78.8	19	126	76	60.3
	800023325	6374502	Thufane Secondary School	1	26	53	49	92.5	8	58	42	72.4	6	112	64	57.1
	800029561	6305004	Tonteldoos Secondary School	1	7	34	14	41.2	11	40	22	55.0	5	52	29	55.8
	800023283	6305308	TP SILILO SECONDARY SCHOOL	4	15	51	40	78.4	0	57	50	87.7	4	85	67	78.8
	800023960	6304905	Tshwenyane Combined School	1	8	83	76	91.6	1	122	97	79.5	3	164	139	84.8
	800024083	6333412	Ubuhlebethu Secondary School	3	76	48	35	72.9	31	65	39	60.0	43	117	34	29.1
	800024604	6337204	VEZILWAZI SECONDARY SCHOOL	1					37	72	57	79.2	69	143	86	60.1
	800024885	6354006	Vukuzame Secondary School	2	22	48	46	95.8	1	85	58	68.2	18	100	79	79.0
	800024919	6354104	Vukuzenzele Secondary School	2	45	62	51	82.3	35	104	74	71.2	29	163	116	71.2
	800025064	6354107	Vumabesala Secondary School	1	11	71	43	60.6	22	86	48	55.8	2	108	58	53.7
	800035704	6305196	WITBANK COMBINED CHRISTIAN SCHOOL	99									0	34	20	58.8
	800025478	6305104	Witbank High School	5	9	171	128	74.9	0	213	102	47.9	16	165	140	84.8
	800025726	6305202	Zacheus Malaza Secondary School	2	60	90	50	55.6	7	99	66	66.7	0	159	107	67.3
	800031088	6353901	Zakheni High School	2	82	78	51	65.4	6	93	67	72.0	51	190	107	56.3
	800025916	6354105	Zidobhele Secondary School	2	5	53	31	58.5	19	81	48	59.3	12	77	49	63.6
	800029629	6353801	Ziphakamiseni Secondary School	2	0	104	79	76.0	12	136	95	69.9	40	159	135	84.9

NORTHERN CAPE

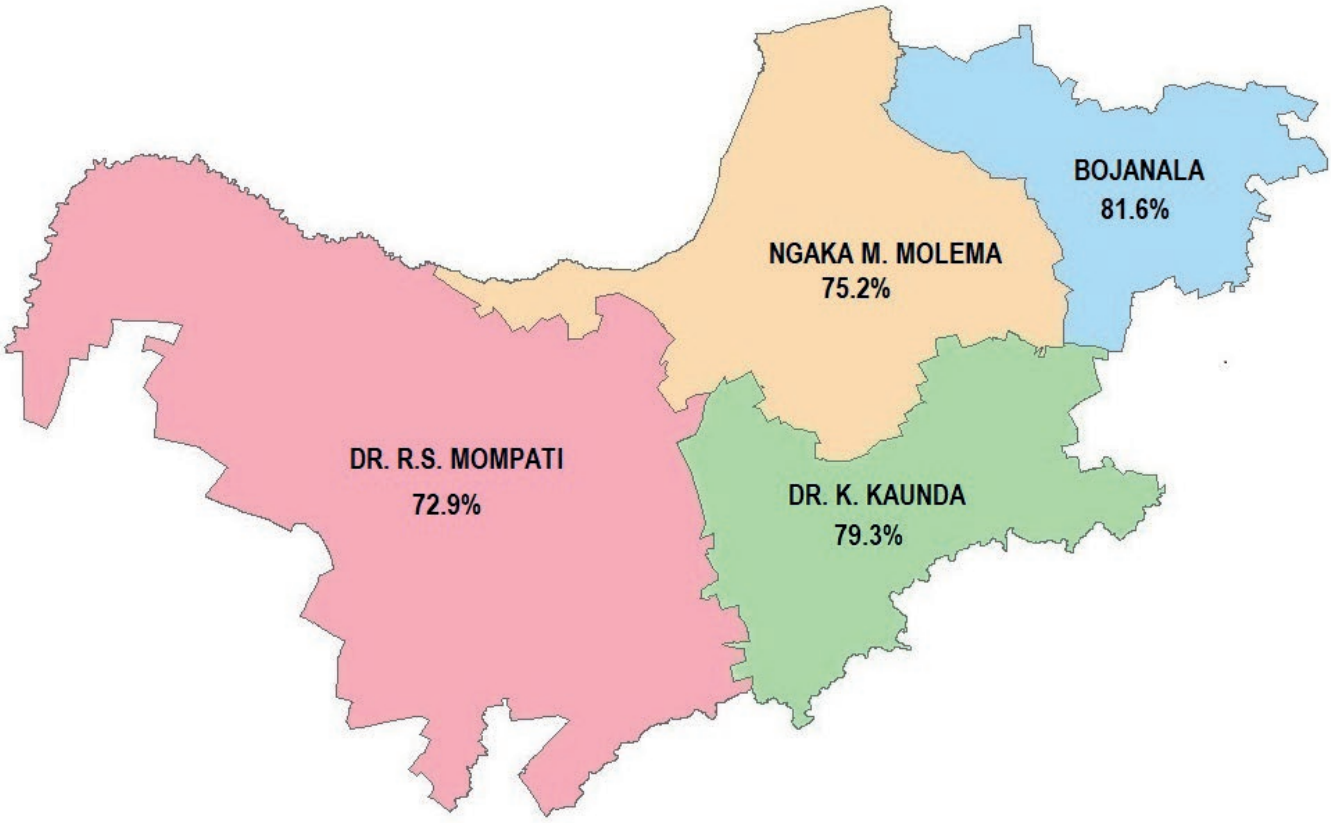

NORTHERN CAPE																	
					2019				2020				2021				
District Name	EMIS No	Centre No	Centre Name	Quintile	Progressed No	Total Wrote	Total Achieved	% Achieved	Progressed No	Total Wrote	Total Achieved	% Achieved	Progressed No	Total Wrote	Total Achieved	% Achieved
Frances Baard	300014406	2014406	DEGANIA HIGH SCHOOL	5									0	7	7	100.0
	300015402	2015402	EMMANUEL SECODARY SCHOOL	3	0	105	34	32.4	3	81	14	17.3	2	46	34	73.9
	300017225	2017225	FUTURUM ACADEMY	5									0	12	12	100.0
	300012601	2012601	H/Landbouskool Noord-Kaapland	5	3	23	21	91.3	1	47	40	85.1	0	39	38	97.4
	300017306	2017302	H/SCHOOL BANKSDRIFT	1	57	74	53	71.6	39	97	34	35.1	19	158	59	37.3
	300013401	2013401	H/SCHOOL BORESETSE	3	35	163	79	48.5	20	142	86	60.6	5	132	88	66.7
	300013302	2013302	H/SCHOOL DIKGATLONG	1	22	28	23	82.1	18	58	26	44.8	12	63	39	61.9
	300015406	2015406	H/SCHOOL E P LEKHELA	2	21	59	52	88.1	15	61	38	62.3	7	83	60	72.3
	300010706	2010706	H/SCHOOL ELIZABETH CON-RADIE	5	4	22	17	77.3	1	16	15	93.8	1	21	15	71.4
	300011303	2011303	H/SCHOOL EMANG MMOGO	2	34	89	69	77.5	20	112	67	59.8	16	117	78	66.7
	300011401	2011401	H/SCHOOL FLOORS HIGH	4	33	107	82	76.6	16	133	95	71.4	16	146	107	73.3
	300017407	2017407	H/SCHOOL FLOORS NO2	3	33	67	37	55.2	8	107	77	72.0	10	73	47	64.4
	300016403	2016403	H/SCHOOL GREENPOINT	3	28	38	31	81.6	29	74	31	41.9	13	68	34	50.0
	300012402	2012402	H/SCHOOL HOMEVALE	3	65	78	46	59.0	42	102	40	39.2	10	195	99	50.8
	300100690	2100690	H/SCHOOL KGOMOTSO	2	54	220	125	56.8	54	202	88	43.6	14	237	139	58.6
	300017404	2017404	H/SCHOOL MOGOMOTSI	1	70	115	92	80.0	48	163	113	69.3	49	213	125	58.7
	300101600	2101600	H/SCHOOL PAMPIERSTAD	3	24	174	135	77.6	48	140	97	69.3	37	220	156	70.9
	300014402	2014402	H/SCHOOL ST BONIFACE	5	13	108	92	85.2	8	176	146	83.0	4	146	120	82.2
	300016402	2016402	H/SCHOOL TETLANYO	2	41	113	103	91.2	20	169	104	61.5	20	183	142	77.6
	300012403	2012403	H/SCHOOL THABANE	2	22	68	52	76.5	23	102	57	55.9	21	126	98	77.8
	300017405	2017405	H/SCHOOL TLHWAHALANG	1	30	62	44	71.0	19	73	51	69.9	12	92	61	66.3
	300015405	2015405	H/SCHOOL TSHIRELECO	2	14	84	47	56.0	13	82	47	57.3	2	79	42	53.2
	300012404	2012404	H/SCHOOL VUYOLWETHU	2	14	155	108	69.7	32	176	112	63.6	8	190	122	64.2
	300014403	2014403	H/SCHOOL WILLIAM PESCOD	4	32	157	132	84.1	29	133	98	73.7	23	170	131	77.1
	300012401	2012401	H/skool Adamantia	5	2	64	61	95.3	2	75	68	90.7	0	81	78	96.3
	300012301	2012301	H/skool Barkly-Wes	3	26	68	34	50.0	22	90	26	28.9	8	77	38	49.4
	300011304	2011304	H/skool Delportshoop	3	21	47	29	61.7	22	69	21	30.4	12	85	51	60.0
	300015401	2015401	H/skool Diamantveld	5	1	148	144	97.3	0	141	139	98.6	0	128	128	100.0
	300017401	2017401	H/skool Hartswater	4	7	41	40	97.6	9	69	68	98.6	6	55	52	94.5
	300011402	2011402	H/skool Noord-Kaap	5	2	208	186	89.4	2	199	182	91.5	0	186	177	95.2
	300015404	2015404	H/skool Pescodia	3	44	96	76	79.2	29	77	35	45.5	16	83	53	63.9
	300014303	2014303	H/skool Rietvale	1	76	77	47	61.0	36	108	42	38.9	29	148	64	43.2
	300017402	2017402	H/skool Vaalharts	5	0	54	51	94.4	0	38	38	100.0	0	39	35	89.7
	300013402	2013402	H/skool Vaalrivier	5	0	23	19	82.6	2	25	23	92.0	0	25	23	92.0
	300017403	2017403	H/skool Warrenton	4	2	15	15	100.0	1	15	13	86.7	1	17	15	88.2
	300017305	2017305	H/skool Warrenvale	2	5	28	19	67.9	0	26	14	53.8	0	24	18	75.0
	300011501	2011501	H/Tegniese Skool Kimberley	5	6	111	88	79.3	14	134	107	79.9	4	100	77	77.0
	300016302	2016302	Ixunkhwesa Combined School	1	4	7	7	100.0	4	12	7	58.3	3	19	8	42.1
	300015403	2015403	Kimberley Boys' High School	5	6	68	66	97.1	4	93	84	90.3	5	111	95	85.6
	300011403	2011403	Kimberley Girls' High School	5	0	123	122	99.2	0	145	144	99.3	0	146	145	99.3
	300010705	2010705	Re Tlameleng Special School	5									2	8	2	25.0

NORTHERN CAPE																	
					2019				2020				2021				
District Name	EMIS No	Centre No	Centre Name	Quintile	Progressed No	Total Wrote	Total Achieved	% Achieved	Progressed No	Total Wrote	Total Achieved	% Achieved	Progressed No	Total Wrote	Total Achieved	% Achieved
Frances Baard	300012304	2012304	Reakantswe Intermediate School	1	5	57	15	26.3	1	57	20	35.1	8	66	24	36.4
	300016404	2016404	ROODEPAN HIGH SCHOOL	3	14	57	43	75.4	43	82	36	43.9	14	100	74	74.0
	300011405	2011405	TSWELOPELE SECONDARY SCHOOL	5									0	14	14	100.0
	300017304	2017304	Vaalharts Gekombineerde Skool	1	8	18	13	72.2	4	12	8	66.7	4	25	14	56.0
	300017409	2017409	VALSPAN HIGH SCHOOL	3	18	53	38	71.7	24	97	54	55.7	12	120	73	60.8
John Taolo Gaetsewe	300100037	2100037	H/SCHOOL BA-GALOTLHARE	1	33	36	28	77.8	32	78	50	64.1	22	92	50	54.3
	300104042	2104042	H/SCHOOL BA-GA-PHADIMA	3	27	41	34	82.9	0	45	33	73.3	0	46	41	89.1
	300100055	2100055	H/SCHOOL BAITIREDI TECH	3	94	97	83	85.6	49	190	90	47.4	0	198	137	69.2
	300106000	2045219	H/SCHOOL BANKHARA BODU-LONG	1	29	47	32	68.1	54	92	57	62.0	0	86	57	66.3
	300100095	2100095	H/SCHOOL BATLHARO-TLHAP-ING	3	79	140	121	86.4	102	171	93	54.4	0	212	123	58.0
	300100557	2100557	H/SCHOOL BOTHITHONG	1	15	40	26	65.0	18	57	42	73.7	0	73	54	74.0
	300100271	2100271	H/SCHOOL DIBOTSWA	1	71	91	73	80.2	86	185	116	62.7	69	195	151	77.4
	300100397	2100397	H/SCHOOL GALALETSANG	3	83	116	74	63.8	90	251	87	34.7	0	155	123	79.4
	300044208	2044208	H/SCHOOL GAMAGARA	1	28	32	18	56.3	22	72	50	69.4	0	113	74	65.5
	300100526	2100526	H/SCHOOL IKAKANYENG	1	29	23	19	82.6	3	19	13	68.4	0	32	18	56.3
	300100573	2100573	H/SCHOOL ITLOTLENG	1	7	40	22	55.0	24	71	43	60.6	4	60	46	76.7
	300100769	2100769	H/SCHOOL K P TOTO TECH & COMM	1	57	141	100	70.9	66	162	104	64.2	1	201	149	74.1
	300100774	2100774	H/SCHOOL K S SHUPING	1	56	73	40	54.8	60	111	36	32.4	10	142	69	48.6
	300100646	2100646	H/SCHOOL KEGOMODITSWE	1	10	23	19	82.6	8	37	16	43.2	0	53	35	66.0
	300100873	2100873	H/SCHOOL LESEDI	1	61	31	31	100.0	101	149	65	43.6	0	140	66	47.1
	300101402	2101402	H/SCHOOL MOSHAWENG	1	7	48	46	95.8	27	99	59	59.6	0	91	50	54.9
	300101486	2101486	H/SCHOOL NAMETSEGANG	1	16	97	64	66.0	4	93	74	79.6	15	137	98	71.5
	300101562	2101562	H/SCHOOL OLEBOGENG	1	15	43	23	53.5	4	64	32	50.0	0	67	33	49.3
	300101617	2101617	H/SCHOOL PHAKANE	3	35	45	43	95.6	20	78	55	70.5	10	89	68	76.4
	300101655	2101655	H/SCHOOL PITSO-JANTJIE	3	77	55	54	98.2	35	132	98	74.2	0	176	122	69.3
	300101821	2101821	H/SCHOOL REKGARATLHILE	3	45	40	32	80.0	90	113	36	31.9	3	166	80	48.2
	300101827	2101827	H/SCHOOL REMMOGO	3	101	79	70	88.6	32	251	136	54.2	76	263	158	60.1
	300101920	2101920	H/SCHOOL SEGOPOTSO	3	9	17	16	94.1	7	31	20	64.5	0	32	23	71.9
	300045401	2045401	H/skool Kalahari	5	3	139	125	89.9	23	188	157	83.5	1	179	176	98.3
	300044402	2044402	H/skool Kathu	5	15	159	114	71.7	19	157	125	79.6	31	145	122	84.1
	300044302	2044302	H/skool Langberg	3	14	58	50	86.2	4	83	59	71.1	0	66	52	78.8
	300045403	2045403	H/skool Wrenchville	3	22	49	45	91.8	18	132	104	78.8	0	117	85	72.6
	300045303	2045303	Hotazel Combined School	3	4	34	25	73.5	5	34	32	94.1	0	49	31	63.3
	300045209	2045209	HOTAZEL PRIMARY	5					0	21	18	85.7	0	28	26	92.9
	300101056	2101056	MAMASILO INTERMEDIATE SCHOOL	1									0	92	29	31.5
	300051301	2051301	SEDIBA ACADEMY	5									0	12	11	91.7
Namaqua	300034302	2034302	Brandvlei Intermediate School	2	3	15	15	100.0	7	27	19	70.4	0	24	18	75.0
	300032302	2032302	F J Smit Intermediate School	5	6	15	14	93.3	2	15	14	93.3	3	33	29	87.9
	300034206	2034206	H/skool Aggeneys	5	3	29	25	86.2	2	26	22	84.6	2	27	23	85.2

NORTHERN CAPE																	
District Name	EMIS No	Centre No	Centre Name	Quintile	2019				2020				2021			
					Progressed No	Total Wrote	Total Achieved	% Achieved	Progressed No	Total Wrote	Total Achieved	% Achieved	Progressed No	Total Wrote	Total Achieved	% Achieved
Namaqua	300031402	2031402	H/skool Alexanderbaai	5	4	38	31	81.6	0	33	26	78.8	0	19	15	78.9
	300034304	2034304	H/skool Boesmanland	4	10	49	42	85.7	8	52	41	78.8	5	69	52	75.4
	300033402	2033402	H/skool Calvinia	5	1	26	26	100.0	0	25	25	100.0	2	26	24	92.3
	300031401	2031401	H/skool Concordia	4	5	75	74	98.7	3	64	53	82.8	1	74	69	93.2
	300033301	2033301	H/skool Fraserburg	2	0	17	17	100.0	3	15	12	80.0	0	23	23	100.0
	300033302	2033302	H/skool Garies	5	3	43	42	97.7	0	36	31	86.1	0	37	31	83.8
	300033401	2033401	H/skool Hantam	4	11	67	56	83.6	19	75	47	62.7	3	61	42	68.9
	300032305	2032305	H/skool Kharkhams	1	6	46	46	100.0	6	30	27	90.0	1	46	42	91.3
	300033211	2033211	H/skool Loeriesfontein	4	5	16	14	87.5	2	12	5	41.7	2	18	14	77.8
	300031302	2031302	H/skool Nababeep	5	3	43	30	69.8	1	35	22	62.9	1	42	27	64.3
	300032401	2032401	H/skool Namakwaland	5	3	122	112	91.8	3	92	85	92.4	4	111	102	91.9
	300034309	2034309	H/skool O'kiep	4	4	38	34	89.5	3	59	45	76.3	4	61	46	75.4
	300032308	2032308	H/skool Port Nolloth	4	5	36	32	88.9	7	36	29	80.6	4	31	23	74.2
	300033313	2033313	H/skool Protea	2	2	14	14	100.0	2	20	18	90.0	4	26	23	88.5
	300032402	2032402	H/skool S A Van Wyk	5	3	36	29	80.6	1	18	15	83.3	0	49	34	69.4
	300031403	2031403	H/skool Steinkopf	4	15	50	42	84.0	6	86	63	73.3	8	87	69	79.3
	300033303	2033303	H/skool Sutherland	4	2	12	10	83.3	0	14	8	57.1	0	11	5	45.5
	300033304	2033304	H/skool Williston	4	7	22	22	100.0	3	18	14	77.8	0	19	14	73.7
	300034401	2034401	St Anna Privaatskool	99	0	22	20	90.9	0	22	16	72.7	0	9	8	88.9
Pixley Ka Seme	300011404	2011404	H/SCHOOL BONGANI	2	18	60	23	38.3	7	63	33	52.4	13	91	49	53.8
	300023401	2023401	H/SCHOOL ENOCH MTHETHO	2	2	29	17	58.6	1	26	13	50.0	3	33	22	66.7
	300021403	2021403	H/SCHOOL MONWABISI	3	5	81	58	71.6	10	77	59	76.6	6	81	53	65.4
	300023402	2023402	H/SCHOOL PHAKAMISANI	2	8	22	19	86.4	11	35	16	45.7	0	29	21	72.4
	300021208	2021208	H/SCHOOL PHILIPSTOWN	1	16	16	11	68.8	2	20	3	15.0	0	27	9	33.3
	300023403	2023403	H/SCHOOL UMSO	2	24	91	79	86.8	41	148	81	54.7	21	151	110	72.8
	300024302	2024401	H/skool Carnarvon	4	17	37	30	81.1	1	54	38	70.4	6	62	51	82.3
	300023302	2023302	H/skool Colesberg	4	1	41	39	95.1	10	48	40	83.3	1	58	55	94.8
	300021401	2021401	H/skool De Aar	5	0	78	77	98.7	0	69	66	95.7	0	72	71	98.6
	300011305	2011305	H/skool Douglas	5	1	35	30	85.7	3	31	29	93.5	0	26	26	100.0
	300022402	2022402	H/skool Gariep	4	35	65	63	96.9	4	92	86	93.5	0	97	85	87.6
	300022301	2022301	H/skool Hopetown	4	0	17	17	100.0	0	25	25	100.0	0	14	14	100.0
	300016401	2016401	H/skool Karrikamma	2	26	30	25	83.3	15	62	49	79.0	8	61	44	72.1
	300021404	2021404	H/skool Orion	2	22	68	41	60.3	16	78	47	60.3	16	80	35	43.8
	300021402	2021402	H/skool Petrusville	1	11	66	54	81.8	3	77	51	66.2	9	70	49	70.0
	300022302	2022302	H/skool Prieska	5	2	17	17	100.0	0	27	27	100.0	0	21	21	100.0
	300024303	2024303	H/skool Richmond	4	6	44	18	40.9	1	44	23	52.3	6	54	27	50.0
	300022305	2022305	H/skool Steynville	3	21	77	62	80.5	16	92	67	72.8	14	76	61	80.3
	300022303	2022303	H/skool Theron	2	17	41	31	75.6	4	24	14	58.3	12	53	35	66.0
	300021405	2021405	H/skool Veritas	2	15	83	38	45.8	22	89	41	46.1	27	132	79	59.8
	300024307	2024307	H/skool Victoria-Wes	2	13	34	23	67.6	4	60	32	53.3	9	83	52	62.7
	300011302	2011302	H/skool Weslaan	4	52	95	49	51.6	25	127	79	62.2	13	146	67	45.9
	300023404	2023404	Noupoort Christian Education College	5									0	7	7	100.0

NORTHERN CAPE																	
District Name	EMIS No	Centre No	Centre Name	Quintile	2019				2020				2021			
					Progressed No	Total Wrote	Total Achieved	% Achieved	Progressed No	Total Wrote	Total Achieved	% Achieved	Progressed No	Total Wrote	Total Achieved	% Achieved
	300023303	2023303	Noupoort Gekombineerde Skool	4	21	46	31	67.4	1	48	28	58.3	1	53	35	66.0
	300022307	2022307	Strydenburg Combined School	2	6	13	8	61.5	3	24	20	83.3	1	10	9	90.0
	300024304	2024304	Victoria-Wes Gekombineerde Skool	2	3	24	15	62.5	0	21	16	76.2	0	21	18	85.7
Z F MGCAWU	300042302	2042302	FRIERSDALE COMBINED SCHOOL	2	0	35	19	54.3	3	38	28	73.7	0	41	35	85.4
	300041401	2041401	H/skool A J Ferreira	4	34	100	67	67.0	17	114	74	64.9	23	136	100	73.5
	300044401	2044401	H/skool Blinkklip	4	24	69	63	91.3	69	132	79	59.8	26	117	95	81.2
	300043401	2043401	H/skool Carlton van Heerden	4	26	197	127	64.5	49	219	177	80.8	21	220	176	80.0
	300045302	2045302	H/skool Danielskuil	5	2	75	73	97.3	1	93	90	96.8	3	85	80	94.1
	300041402	2041402	H/skool Duineveld	5	0	185	178	96.2	0	145	142	97.9	1	176	171	97.2
	300043402	2043402	H/skool Groblershoop	4	15	127	90	70.9	10	156	109	69.9	11	139	105	75.5
	300043303	2043303	H/skool Kakamas	4	18	108	57	52.8	25	150	53	35.3	12	134	69	51.5
	300042303	2042303	H/skool Keimoes	4	7	40	32	80.0	3	54	48	88.9	1	67	65	97.0
	300034305	2034305	H/skool Kenhardt	2	18	21	20	95.2	5	31	26	83.9	1	30	25	83.3
	300045402	2045402	H/skool Kuilsville	4	33	54	42	77.8	46	103	69	67.0	30	100	79	79.0
	300043403	2043403	H/skool Martin Oosthuizen	5	3	36	35	97.2	0	37	36	97.3	0	45	44	97.8
	300042401	2042401	H/skool Oranjezicht	4	33	60	49	81.7	16	78	42	53.8	13	117	89	76.1
	300044403	2044403	H/skool Postmasburg	5	0	52	47	90.4	1	97	91	93.8	4	76	70	92.1
	300041301	2041301	H/skool Rietfontein	1	8	46	37	80.4	9	77	47	61.0	0	62	49	79.0
	300043306	2043306	H/skool S C Kearns	4	40	105	68	64.8	56	147	86	58.5	43	153	114	74.5
	300042403	2042403	H/skool Saul Damon	3	38	155	114	73.5	29	136	92	67.6	12	136	101	74.3
	300041403	2041403	H/skool Upington	5	0	112	110	98.2	1	107	103	96.3	1	125	123	98.4
	300042402	2042402	Paballelo High School	1	77	54	48	88.9	23	116	81	69.8	31	173	124	71.7
	300044404	2044404	Ratang-Thuto High School	2	20	145	67	46.2	58	131	67	51.1	5	103	69	67.0

NORTH WEST

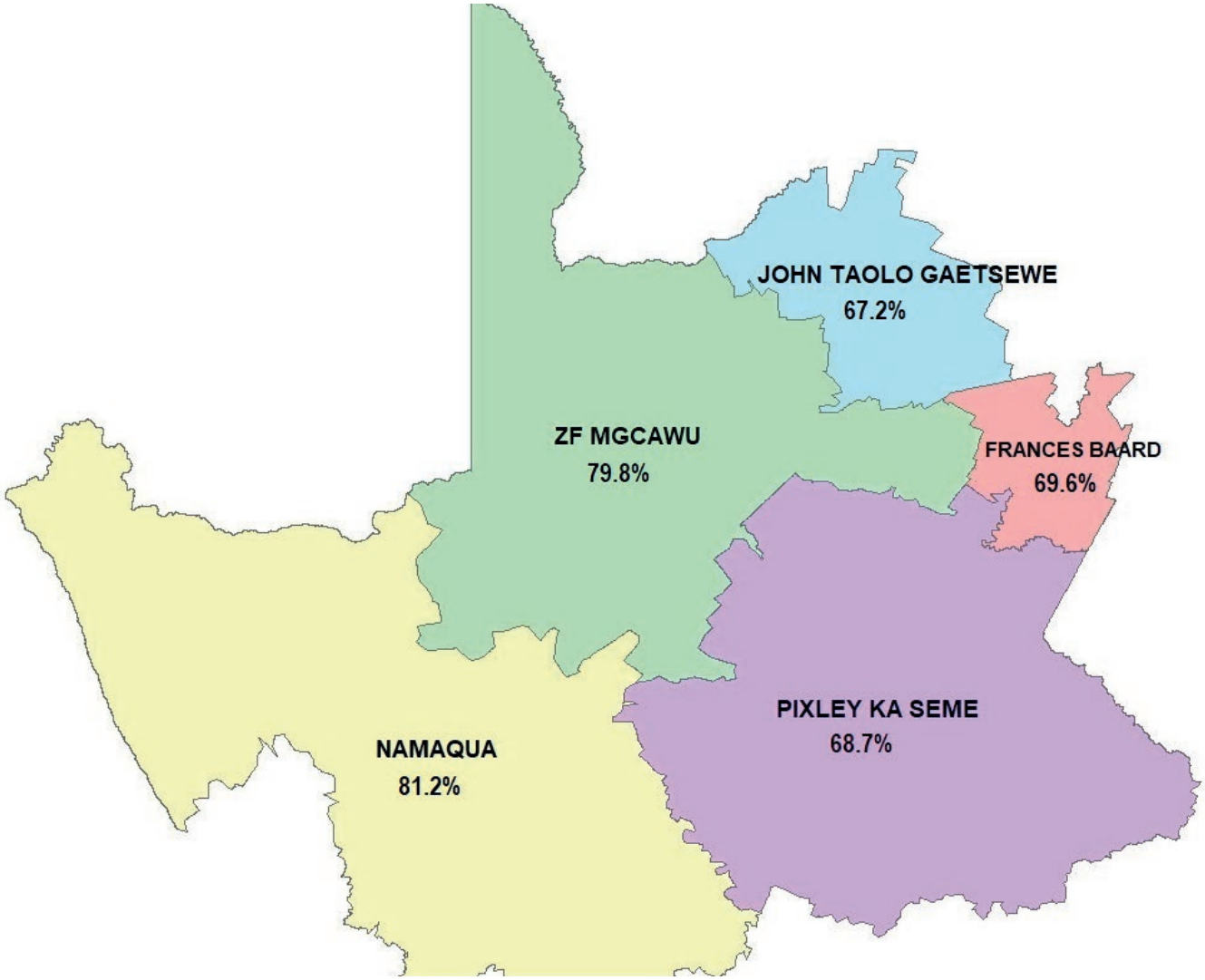
JOHN TAOLO GAETSEWE
67.2%
ZF MGCAWU
79.8%
FRANCES BAARD
69.6%
PIXLEY KA SEME
68.7%
NAMAQUA
81.2%

NORTH WEST																	
District Name	EMIS No	Centre No	Centre Name	Quintile	2019				2020				2021			
					Progressed No	Total Wrote	Total Achieved	% Achieved	Progressed No	Total Wrote	Total Achieved	% Achieved	Progressed No	Total Wrote	Total Achieved	% Achieved
BOJANALA	600100010	9111003	ACADAMY FOR CHRISTIAN EDUCATION	99	0	31	31	100.0	0	58	56	96.6	0	66	66	100.0
	600100022	9121005	ALFRED MAUBANE SCHOOL	2	12	62	56	90.3	3	60	56	93.3	16	71	58	81.7
	600100045	9121008	BADUMEDI SECONDARY SCHOOL	1	7	34	28	82.4	13	62	46	74.2	3	95	74	77.9
	600100046	9121009	BAFEDILE SECONDARY SCHOOL	3	32	52	50	96.2	14	59	50	84.7	0	97	84	86.6
	600100048	9152002	BAFOKENG HIGH SCHOOL	4	39	99	94	94.9	7	137	122	89.1	0	147	130	88.4
	600100065	9152004	BAKWENA HIGH SCHOOL	2	9	82	78	95.1	0	100	88	88.0	0	104	93	89.4
	600100091	9132009	BATLENG HIGH SCHOOL	1	18	25	25	100.0	3	37	37	100.0	12	61	57	93.4
	600100504	9152013	BERGSIG HIGH SCHOOL	5	0	170	170	100.0	0	178	177	99.4	0	197	191	97.0
	600100137	9152014	BOIKAGONG SECONDARY SCHOOL	3	70	120	103	85.8	13	197	157	79.7	0	164	145	88.4
	600105062	9152224	BOITEKONG SEC SCHOOL	3	34	286	223	78.0	0	318	227	71.4	0	394	248	62.9
	600100210	9111017	BOTLHABELO HIGH SCHOOL	3	95	169	142	84.0	0	173	131	75.7	0	176	142	80.7
	600100505	9111020	BRITS HIGH SCHOOL	4	0	118	116	98.3	0	123	123	100.0	0	140	140	100.0
	600103619	9111022	CENTRAL SECONDARY	4	3	108	94	87.0	1	84	73	86.9	0	91	88	96.7
	600100236	9152016	CHARORA HIGH SCHOOL	1	40	92	89	96.7	0	166	114	68.7	0	155	140	90.3
	600105359	9118038	DIPHETOGO SECONDARY SCHOOL	2	28	33	31	93.9	15	86	70	81.4	0	93	79	84.9
	600105253	9111264	EAGLE CHRISTIAN COLLEGE	99	4	49	44	89.8	7	62	47	75.8	0	55	36	65.5
	600100353	9111034	ELETSA SECONDARY SCHOOL	2	19	91	83	91.2	30	185	162	87.6	0	176	137	77.8
	600100370	9152193	FIELDS COLLEGE	4	0	107	107	100.0	0	98	95	96.9	0	111	108	97.3
	600105075	9152233	FREEDOM PARK SECONDARY SCHOOL	3	11	127	102	80.3	20	180	130	72.2	5	176	147	83.5
	600100379	9111038	FUMANE SECONDARY SCHOOL	3	21	121	85	70.2	14	97	82	84.5	1	131	115	87.8
	600100385	9132021	GABONEWE SECONDARY SCHOOL	1	0	34	30	88.2	8	34	30	88.2	0	58	50	86.2
	600100414	9132023	GAOPOTLAKE SECONDARY SCHOOL	3	29	42	41	97.6	0	80	76	95.0	9	97	83	85.6
	600100416	9132024	GAOTIME SECONDARY SCHOOL	1	6	31	26	83.9	3	25	13	52.0	4	53	24	45.3
	600100423	9121041	GASEITSIWE HIGH SCHOOL	1	33	34	28	82.4	0	52	34	65.4	0	43	27	62.8
	600105061	9152227	GEELHOUT PARK SECONDARY	4	21	121	97	80.2	0	134	95	70.9	0	169	116	68.6
	600100506	9152026	GRENSWAG HIGH SCHOOL	4	2	139	117	84.2	0	157	139	88.5	0	178	139	78.1
	600100472	9152027	GRENVILLE HIGH SCHOOL	4	1	182	166	91.2	2	182	171	94.0	0	190	182	95.8
	600100497	9152028	H F TLOU HIGH SCHOOL	3	2	161	153	95.0	5	209	204	97.6	0	220	210	95.5
	600100501	9152029	H T S RUSTENBURG	4	7	100	87	87.0	2	104	83	79.8	1	124	99	79.8
	600105414	9119008	HAMAKOM PRIVAATSKOOL	99	0	10	8	80.0	0	7	7	100.0	0	7	7	100.0
	600105159	9159009	HARMONY CHRISTIAN SCHOOL	99	0	9	5	55.6	0	7	6	85.7	0	10	10	100.0
	600100507	9111047	HARTBEESPOORT HIGH SCHOOL	5	0	154	151	98.1	0	128	124	96.9	1	153	147	96.1
	600101448	9111048	HEBRON TECH AND COMM HIGH SCHOOL	3	23	88	74	84.1	67	259	138	53.3	1	151	102	67.5

NORTH WEST																	
District Name	EMIS No	Centre No	Centre Name	Quintile	2019				2020				2021			
					Progressed No	Total Wrote	Total Achieved	% Achieved	Progressed No	Total Wrote	Total Achieved	% Achieved	Progressed No	Total Wrote	Total Achieved	% Achieved
BOJANALA	600100493	9121049	HENDRIK MAKAPAN HIGH SCHOOL	3	24	62	52	83.9	40	158	97	61.4	29	80	53	66.3
	600100495	9132030	HERMAN THEBE HIGH SCHOOL	3	22	38	38	100.0	16	50	44	88.0	0	79	57	72.2
	600100511	9132031	HOLY FAMILY COMBINED SCHOOL	4	7	75	63	84.0	17	121	102	84.3	1	120	92	76.7
	600100528	9121054	IKANENG HIGH SCHOOL	1	3	19	16	84.2	3	36	32	88.9	0	53	49	92.5
	600100530	9111055	IKATISONG SECONDARY SCHOOL	3	6	111	90	81.1	54	190	138	72.6	7	268	141	52.6
	600100534	9152032	IKETLETSO SECONDARY SCHOOL	2	0	154	152	98.7	0	226	198	87.6	0	214	192	89.7
	600100567	9121059	ITHUTENG COMMERCIAL HIGH SCHOOL	3	19	76	71	93.4	8	116	103	88.8	1	147	125	85.0
	600105127	9111262	ITSOSENG COMBINED SCHOOL	2	33	56	51	91.1	18	94	56	59.6	0	85	54	63.5
	600100582	9132036	ITUMELENG SECONDARY SCHOOL	3	62	73	65	89.0	24	96	78	81.3	1	206	149	72.3
	600100599	9132038	J M NTSIME SCHOOL	4	6	175	143	81.7	30	226	158	69.9	10	221	174	78.7
	600100598	9111061	JETHRO PELLE HIGH SCHOOL	1	17	41	35	85.4	14	69	52	75.4	12	100	75	75.0
	600100600	9111062	JOHANE MOKOLOBETSI SECONDARY SCHOOL	1	51	144	139	96.5	2	155	141	91.0	4	220	168	76.4
	600100615	9132039	KALAFI HIGH SCHOOL	3	5	15	15	100.0	6	38	32	84.2	5	38	34	89.5
	600100653	9152200	KELE COMBINED SCHOOL	99	0	19	19	100.0	0	25	21	84.0	0	41	37	90.2
	600100655	9152065	KELEDI SECONDARY SCHOOL	3	50	70	59	84.3	0	86	69	80.2	0	140	113	80.7
	600100671	9132044	KGALATLOWE HIGH SCHOOL	2	6	106	86	81.1	5	73	68	93.2	5	82	73	89.0
	600100673	9132045	KGAMANYANE HIGH SCHOOL	2	0	14	14	100.0	14	65	60	92.3	1	77	68	88.3
	600100675	9121063	KGAPHAMADI SCHOOL	2	45	80	74	92.5	0	123	84	68.3	0	193	151	78.2
	600100677	9158039	KGATSHENG-THABISO SEC SCHOOL	3	42	156	120	76.9	3	183	112	61.2	0	158	128	81.0
	600100695	9132049	KGOSIBODIBA COMMERCIAL SEC SCHOOL	3	7	39	34	87.2	3	58	49	84.5	10	82	70	85.4
	600100706	9152050	KHAYALETHU SEC SCHOOL	1	11	73	55	75.3	0	80	49	61.3	0	102	68	66.7
	600100736	9111070	KLIPGAT HIGH SCHOOL	1	32	75	73	97.3	17	84	75	89.3	0	105	95	90.5
	600100768	9162056	KOSTER HIGH SCHOOL	3	0	39	37	94.9	0	25	22	88.0	0	24	23	95.8
	600100793	9132058	KWENA TLASE SEC SCHOOL	1	17	82	55	67.1	19	101	84	83.2	23	77	71	92.2
	600100815	9132059	LANGA-LA-SEMBO HIGH SCHOOL	1	13	39	29	74.4	0	48	35	72.9	10	45	27	60.0
	600100867	9132061	LEROME SECONDARY SCHOOL	1	33	64	61	95.3	0	103	73	70.9	39	138	98	71.0
	600100868	9152063	LEROTHODI HIGH SCHOOL	3	13	38	35	92.1	11	66	56	84.8	0	68	60	88.2
	600100877	9152064	LESELE SECONDARY SCHOOL	2	17	28	24	85.7	7	52	40	76.9	6	60	37	61.7
	600100889	9121081	LETLAPE SECONDARY SCHOOL	1					0	26	20	76.9	0	40	31	77.5
	600100894	9122239	LETLOPI SECONDARY SCHOOL	3									0	36	10	27.8
	600103620	9111085	LIGHTHOUSE CHRISTIAN COLLEGE	99	0	27	24	88.9	2	28	28	100.0	0	30	30	100.0

NORTH WEST																	
District Name	EMIS No	Centre No	Centre Name	Quintile	2019				2020				2021			
					Progressed No	Total Wrote	Total Achieved	% Achieved	Progressed No	Total Wrote	Total Achieved	% Achieved	Progressed No	Total Wrote	Total Achieved	% Achieved
BOJANALA	600100910	9121086	LOALANE SEC SCHOOL	1	22	69	67	97.1	13	71	55	77.5	19	101	77	76.2
	600100911	9121087	LOBANG HIGH SCHOOL	1	0	14	9	64.3	0	15	10	66.7	0	12	10	83.3
	600100932	9111090	LOT MASHIANE SECONDARY SCHOOL	1	36	61	52	85.2	13	49	43	87.8	0	76	62	81.6
	600100964	9111095	MACHADAM COMBINED SCHOOL	3	7	16	16	100.0	0	24	24	100.0	0	28	27	96.4
	600105294	9111072	MADIBA-A-TOLOANE SEC SCHOOL	2	53	106	105	99.1	42	149	124	83.2	0	150	132	88.0
	600101036	9132072	MAKOBA SECONDARY SCHOOL	3					0	7	6	85.7	0	8	6	75.0
	600101040	9132073	MAKUKA MIDDLE SCHOOL	1	12	27	26	96.3	9	56	47	83.9	23	66	54	81.8
	600101043	9111104	MALATSE-MOTSEPE HIGH SCHOOL	3	37	83	79	95.2	47	130	102	78.5	23	171	152	88.9
	600101048	9132074	MALEFO HIGH SCHOOL	1	24	90	87	96.7	1	160	136	85.0	3	169	142	84.0
	600101221	9121107	MAMODIBO HIGH SCHOOL	2	18	106	103	97.2	3	98	87	88.8	12	145	132	91.0
	600101066	9132075	MANAMAKGOTHA HIGH SCHOOL	1	0	99	85	85.9	39	139	118	84.9	12	157	126	80.3
	600101111	9152080	MARIKANA HIGH SCHOOL	1	26	87	82	94.3	8	117	89	76.1	1	157	120	76.4
	600101118	9111114	MARUATONA DIKOBE HIGH SCHOOL	1	2	31	28	90.3	13	41	34	82.9	0	56	45	80.4
	600101137	9152082	MATALE SECONDARY SCHOOL	3	15	42	27	64.3	0	89	83	93.3	0	105	88	83.8
	600101140	9152083	MATETENENE HIGH SCHOOL	2	20	95	65	68.4	4	93	77	82.8	0	129	93	72.1
	600101147	9121115	MATLAISANE SEC SCHOOL	3	44	47	45	95.7	0	103	97	94.2	0	115	105	91.3
	600101155	9152087	MATLHARE MOKAUTU HIGH SCHOOL	2	32	89	83	93.3	0	96	54	56.3	14	94	62	66.0
	600101167	9152089	MATSUKUBYANE SECONDARY SCHOOL	2	5	101	88	87.1	5	123	93	75.6	0	213	149	70.0
	600102384	9111118	MEERHOF SCHOOL	99	0	9	9	100.0	1	15	15	100.0	0	10	10	100.0
	600105344	9152092	MERIDIAN RUSTENBURG SECONDARY SCHOOL	99	0	69	64	92.8	1	90	86	95.6	0	73	65	89.0
	600105188	9152235	MERITI SECONDARY SCHOOL	3	10	111	110	99.1	0	153	135	88.2	0	167	132	79.0
	600101200	9111120	MICHA KGASI HIGH SCHOOL	2	19	77	72	93.5	23	151	118	78.1	0	164	146	89.0
	600104032	9111121	MICHAEL MODISAKENG SECONDARY SCHOOL	1	11	97	91	93.8	1	147	134	91.2	0	183	159	86.9
	600105358	9111155	MMADIKETE LION SECONDARY SCHOOL	1	61	82	77	93.9	47	113	95	84.1	5	85	67	78.8
	600101212	9121124	MMAKAUNYANA SEC SCHOOL	2	23	37	32	86.5	19	62	47	75.8	9	76	51	67.1
	600101222	9111127	MMAMOGWAI SECONDARY SCHOOL	3	6	28	23	82.1	1	27	23	85.2	0	15	15	100.0
	600101226	9152095	MMANAPE HIGH SCHOOL	3	17	100	94	94.0	0	101	85	84.2	0	110	100	90.9
	600101228	9121128	MMANKALA TECH and COMM HIGH SCHOOL	3	14	79	75	94.9	15	118	79	66.9	12	122	96	78.7
	600101229	9111129	MMANOTSHE MODUANE HIGH SCHOOL	3	52	67	57	85.1	0	67	55	82.1	3	109	95	87.2
	600101249	9132096	MOCHUDI SECONDARY SCHOOL	2	29	40	35	87.5	0	63	41	65.1	1	55	41	74.5
	600101266	9132099	MODISE SECONDARY SCHOOL	2	1	19	19	100.0	8	26	21	80.8	0	32	25	78.1

NORTH WEST																	
District Name	EMIS No	Centre No	Centre Name	Quintile	2019				2020				2021			
					Progressed No	Total Wrote	Total Achieved	% Achieved	Progressed No	Total Wrote	Total Achieved	% Achieved	Progressed No	Total Wrote	Total Achieved	% Achieved
BOJANALA	600102388	9162218	MOEDWIL SECONDARY SCHOOL	1	21	58	36	62.1	9	66	50	75.8	0	63	52	82.5
	600101275	9132100	MOEFI HIGH SCHOOL	2	1	23	19	82.6	0	77	52	67.5	0	66	49	74.2
	600101284	9111137	MOGALE SEC SCHOOL	2	34	46	45	97.8	36	92	51	55.4	1	63	28	44.4
	600103625	9152104	MOJAGEDI SECONDARY SCHOOL	1	14	30	27	90.0	3	30	18	60.0	0	30	22	73.3
	600101335	9121143	MOLEBATSI SEC SCHOOL	2	31	86	81	94.2	44	134	89	66.4	0	153	109	71.2
	600101350	9152106	MOLOTLEGI SECONDARY SCHOOL	3	28	57	48	84.2	8	91	53	58.2	7	57	46	80.7
	600101374	9132108	MORARE SCHOOL	3	1	42	41	97.6	3	66	48	72.7	2	79	61	77.2
	600101375	9121144	MORATWE HIGH SCHOOL	1	2	12	9	75.0	0	19	14	73.7	0	35	32	91.4
	600101423	9111147	MOTHOTLUNG SCHOOL	3	57	82	77	93.9	0	168	104	61.9	0	191	133	69.6
	600101434	9132110	MOTLHAPUTSENG SCHOOL	3	6	81	78	96.3	1	101	98	97.0	0	116	103	88.8
	600101445	9121151	MOTSHEGOA HIGH SCHOOL	3	7	34	29	85.3	4	33	27	81.8	0	28	26	92.9
	600101457	9121153	MOTSWATEMENG HIGH SCHOOL	1	20	36	31	86.1	23	62	37	59.7	0	62	48	77.4
	600101467	9162113	MPHE-BANA SECONDARY SCHOOL	2	19	161	142	88.2	0	265	212	80.0	0	262	178	67.9
	600101469	9132114	MPHELA MIDDLE SCHOOL	1	4	16	11	68.8	13	21	9	42.9	1	20	18	90.0
	600101482	9152116	NAAUWPOORT HIGH SCHOOL	1	1	36	35	97.2	1	33	31	93.9	0	53	53	100.0
	600101489	9121156	NCHAUPE HIGH SCHOOL	3	32	37	33	89.2	7	50	47	94.0	2	98	74	75.5
	600105347	9158037	NEW COVENANT ACADEMY	99	0	13	12	92.3	0	7	6	85.7	0	17	14	82.4
	600101511	9132117	NKOBONG HIGH SCHOOL	3	8	39	35	89.7	8	50	23	46.0	0	80	49	61.3
	600101536	9111160	NTOLO SECONDARY SCHOOL	3	33	50	50	100.0	40	106	95	89.6	33	102	90	88.2
	600101544	9152120	NURAL-IMAN-MUSLIM SCHOOL	99	0	16	13	81.3	0	20	20	100.0	0	21	21	100.0
	600101563	9132122	OLEFILE HIGH SCHOOL	2	7	33	33	100.0	0	52	50	96.2	0	50	45	90.0
	600105398	9159013	PLATINUM VILLAGE SECONDARY SCHOOL	4					0	43	43	100.0	0	77	75	97.4
	600101681	9152129	PRES MANGOPE TECH HIGH SCHOOL	4	3	239	239	100.0	0	294	257	87.4	0	166	160	96.4
	600101692	9111170	PUO-PHA SECONDARY SCHOOL	2	0	4	4	100.0	0	8	6	75.0	0	8	4	50.0
	600104059	9111171	RABBONI CHRISTIAN SCHOOL	99	2	34	28	82.4	0	42	40	95.2	0	39	37	94.9
	600101708	9112131	RAKGATLA HIGH SCHOOL	3	32	71	68	95.8	25	100	79	79.0	29	142	111	78.2
	600101711	9132132	RAKOKO SEN SEC SCHOOL	3	1	81	80	98.8	16	113	97	85.8	0	120	110	91.7
	600101738	9132137	RAMOROKO SECONDARY SCHOOL	2	8	23	13	56.5	6	31	15	48.4	10	37	22	59.5
	600101743	9132138	RAMOTSHODI HIGH SCHOOL	3	15	29	20	69.0	1	36	29	80.6	0	33	24	72.7
	600101755	9132142	RAPHURELE HIGH SCHOOL	2	13	64	58	90.6	11	67	55	82.1	14	132	106	80.3
	600101769	9152143	RAUWANE SEPENG SEN SEC SCHOOL	4	16	141	112	79.4	2	141	124	87.9	0	147	129	87.8
	600101789	9162146	REEBONE SEC SCHOOL	2	23	95	84	88.4	1	127	83	65.4	0	161	106	65.8
	600101809	9132147	REIPUSENG HIGH SCHOOL	3	8	53	48	90.6	9	47	44	93.6	26	87	74	85.1
	600101823	9111186	REKOPANTSWE HIGH SCHOOL	3	1	29	28	96.6	0	50	32	64.0	0	71	49	69.0
	600101839	9152148	RETHUSEGILE SEC SCHOOL	3	3	101	89	88.1	4	109	98	89.9	0	138	98	71.0

NORTH WEST																	
District Name	EMIS No	Centre No	Centre Name	Quintile	2019				2020				2021			
					Progressed No	Total Wrote	Total Achieved	% Achieved	Progressed No	Total Wrote	Total Achieved	% Achieved	Progressed No	Total Wrote	Total Achieved	% Achieved
BOJANALA	600100509	9152153	RUSTENBURG HIGH SCHOOL	4	6	273	260	95.2	0	279	276	98.9	0	246	240	97.6
	600101866	9152154	RUSTENBURG OPVOEDKUNDIGE KOLLEGE	99	2	38	38	100.0	0	27	27	100.0	0	25	25	100.0
	600101900	9132236	SEDIBELO SECONDARY SCHOOL	3	10	68	67	98.5	13	96	82	85.4	15	128	120	93.8
	600101915	9132159	SEFUTSWELO HIGH SCHOOL	3	23	43	39	90.7	14	31	27	87.1	0	54	44	81.5
	600101933	9152162	SEKETE IV HIGH SCHOOL	4	0	146	106	72.6	0	109	93	85.3	0	131	97	74.0
	600101939	9121202	SEKITLA HIGH SCHOOL	3	44	52	51	98.1	0	41	30	73.2	10	69	60	87.0
	600101953	9132163	SEMETSA SECONDARY SCHOOL	3	0	22	22	100.0	0	57	38	66.7	0	53	45	84.9
	600101954	9121204	SEMPAPA SECONDARY SCHOOL	3	17	70	54	77.1	0	92	71	77.2	0	107	79	73.8
	600101987	9132166	SEWAGODIMO TECH AND COMM HIGH	1	12	40	40	100.0	47	80	64	80.0	21	115	101	87.8
	600101989	9132167	SHADRACK F ZIBI SEC SCHOOL	3	1	18	16	88.9	0	18	13	72.2	0	21	18	85.7
	600102017	9132169	ST ANNE`S HIGH SCHOOL	4	0	33	33	100.0	2	55	55	100.0	0	66	66	100.0
	600105386	9129012	ST ATHANASIUS CHRISTIAN SCHOOL	99	0	16	15	93.8	0	19	18	94.7	0	19	19	100.0
	600102027	9111211	ST TERESA HIGH SCHOOL	3	17	44	44	100.0	7	70	61	87.1	0	115	97	84.3
	600105313	9151007	SUNRISE VIEW SECONDARY SCHOOL	4	0	168	165	98.2	0	165	156	94.5	0	160	153	95.6
	600100430	9162172	SWARTRUGGENS COMBINED	4	0	18	14	77.8	0	16	15	93.8	0	19	18	94.7
	600102071	9111216	THABA-MORULA HIGH SCHOOL	3	10	80	64	80.0	0	114	94	82.5	0	105	84	80.0
	600102090	9132175	THEBE-YA-TLHAJWA SECONDARY SCHOOL	1	11	53	45	84.9	16	61	55	90.2	0	89	80	89.9
	600102096	9152177	THETHE HIGH SCHOOL	3	14	95	89	93.7	0	133	123	92.5	0	99	85	85.9
	600102109	9121221	THULARE HIGH SCHOOL	3	22	51	42	82.4	18	66	50	75.8	0	70	62	88.6
	600105319	9152155	THUTO-KITSO RUSTENBURG CORR SERVICE	3	0	15	13	86.7	2	6	4	66.7	0	5	5	100.0
	600103615	9111223	THUTO-PELE HIGH SCHOOL	3	90	100	91	91.0	7	227	204	89.9	3	256	220	85.9
	600102134	9132237	TIDIMANE SECONDARY SCHOOL	3	7	46	39	84.8	15	123	89	72.4	1	116	89	76.7
	600102142	9152180	TIRELONG SECONDARY SCHOOL	3	0	34	29	85.3	0	42	28	66.7	0	49	26	53.1
	600102153	9152182	TLHABANE TECH AND COMM HIGH SCHOOL	4	0	192	182	94.8	12	149	133	89.3	0	208	187	89.9
	600102213	9132184	TSHAILE HIGH SCHOOL	3	1	34	33	97.1	1	35	28	80.0	0	42	35	83.3
	600102227	9111231	TSHEPAGALANG HIGH SCHOOL	99	16	75	70	93.3	0	124	109	87.9	0	143	115	80.4
	600102248	9132043	TSHOMANKANE HIGH SCHOOL	1	1	22	17	77.3	21	48	25	52.1	0	41	20	48.8
	600102250	9152187	TSHUKUDU HIGH SCHOOL	3	23	98	90	91.8	0	125	95	76.0	0	120	103	85.8
	600102264	9111237	TSOGO SECONDARY SCHOOL	3	10	121	117	96.7	7	101	82	81.2	2	164	152	92.7
	600102269	9132189	TSWAIDI HIGH SCHOOL	3	33	51	45	88.2	13	69	60	87.0	1	78	66	84.6
	600102293	9121241	UTSANE HIGH SCHOOL	3	22	52	49	94.2	17	62	44	71.0	13	77	54	70.1
	600100510	9111242	WAGPOS HIGH SCHOOL	4	0	149	142	95.3	0	139	133	95.7	0	157	153	97.5

NORTH WEST																	
District Name	EMIS No	Centre No	Centre Name	Quintile	2019				2020				2021			
					Progressed No	Total Wrote	Total Achieved	% Achieved	Progressed No	Total Wrote	Total Achieved	% Achieved	Progressed No	Total Wrote	Total Achieved	% Achieved
BOJANALA	600105381	9132238	WHITFIELD ACADEMY	99									1	35	29	82.9
	600105295	9121244	ZACHARIA MANKGATLENG SECONDARY	2	17	50	42	84.0	17	121	86	71.1	4	66	59	89.4
	600102359	9152191	ZINNIAVILLE SECONDARY	4	0	99	85	85.9	0	62	56	90.3	0	77	71	92.2
DR. K. KAUNDA	600100020	9215003	ALABAMA SECONDARY	4	62	93	47	50.5	18	138	73	52.9	0	94	49	52.1
	600104089	9215004	AL-HUDA MUSLIM SCHOOL	99	0	16	16	100.0	0	13	13	100.0	0	21	21	100.0
	600100026	9215005	ARE-FADIMEHENG	3	48	119	93	78.2	7	207	161	77.8	1	193	143	74.1
	600105122	9225183	B A SEOBI SECONDARY SCHOOL	3	11	144	142	98.6	11	201	195	97.0	0	183	181	98.9
	600100160	9225009	BOITSHOKO HIGH SCHOOL	1	51	125	88	70.4	0	123	108	87.8	0	228	190	83.3
	600100190	9215010	BORAKANELO SECONDARY SCHOOL	3	11	152	139	91.4	22	225	190	84.4	0	147	132	89.8
	600100202	9205011	BOSKUIL COMBINED SCHOOL	1	1	9	9	100.0	0	16	15	93.8	0	17	17	100.0
	600100213	9225012	BOTOKA COMPREHENSIVE SCHOOL	3	0	114	106	93.0	0	103	95	92.2	0	129	123	95.3
	600100238	9215014	CHRIS HANI SECONDARY SCHOOL	3	13	38	35	92.1	0	52	46	88.5	0	95	69	72.6
	600100241	9215016	COCEKANI HIGH SCHOOL	2	19	18	16	88.9	3	32	21	65.6	0	54	35	64.8
	600100303	9215019	DIRANG KA NATLA COMPREHENSIVE HIGH	3	31	52	40	76.9	0	93	60	64.5	28	92	68	73.9
	600100348	9215022	EDUCATORS HIGH SCHOOL	99	2	10	8	80.0	0	15	14	93.3	1	23	23	100.0
	600100517	9225024	FERDINAND POSTMA	4	1	94	94	100.0	0	85	85	100.0	0	86	86	100.0
	600100389	9215026	GAENTHONE SECONDARY SCHOOL	3	37	40	36	90.0	30	114	69	60.5	74	149	104	69.8
	600100428	9205028	GATELAPELE SECONDARY SCHOOL	3	97	127	107	84.3	24	146	104	71.2	5	197	137	69.5
	600100734	9215031	H T S KLERKSDORP	4	6	211	183	86.7	0	187	176	94.1	0	238	229	96.2
	600100500	9225032	H T S POTCHEFSTROOM	4	5	132	109	82.6	5	158	110	69.6	14	144	118	81.9
	600100502	9225034	HOER VOLKSKOOL	4	0	147	146	99.3	0	152	149	98.0	0	155	149	96.1
	600100626	9215042	KANANA SEC SCHOOL	2	39	56	52	92.9	25	108	87	80.6	23	145	110	75.9
	600100733	9215051	KLERKSDORP HIGH SCHOOL	5	1	167	165	98.8	0	121	119	98.3	0	128	127	99.2
	600100731	9215053	KLERKSDORP SECONDARY	4	0	55	45	81.8	0	65	59	90.8	0	103	100	97.1
	600100871	9205060	LERUNTSE-LESEDI SEC SCHOOL	3	45	92	86	93.5	39	81	53	65.4	30	141	98	69.5
	600100892	9215062	LETLHASEDI COMBINED SCHOOL	1	16	24	23	95.8	0	49	42	85.7	0	50	44	88.0
	600105124	9205182	MAITEMOGELO SEC SCHOOL	3	34	63	56	88.9	25	131	94	71.8	0	117	90	76.9
	600101154	9215068	MATLHALENG HIGH SCHOOL	2	61	96	76	79.2	40	126	78	61.9	12	58	47	81.0
	600101159	9215069	MATLOSANE SEN SEC SCHOOL	3	5	128	117	91.4	7	168	139	82.7	1	197	160	81.2
	600101203	9215071	MILNER HIGH SCHOOL	4	2	122	105	86.1	0	182	160	87.9	0	170	145	85.3
	600101241	9215072	MMOKENG SECONDARY SCHOOL	3	12	130	87	66.9	0	126	104	82.5	0	200	110	55.0
	600101280	9215073	MOFATLHOSI SECONDARY SCHOOL	3	21	41	38	92.7	46	142	90	63.4	0	102	69	67.6

NORTH WEST																	
District Name	EMIS No	Centre No	Centre Name	Quintile	2019				2020				2021			
					Progressed No	Total Wrote	Total Achieved	% Achieved	Progressed No	Total Wrote	Total Achieved	% Achieved	Progressed No	Total Wrote	Total Achieved	% Achieved
DR. K. KAUNDA	600104291	9215169	NEW VISION SECONDARY SCHOOL	4	3	132	119	90.2	0	136	120	88.2	0	143	125	87.4
	600101508	9215079	NKANG-MAHLALE SECONDARY SCHOOL	2	65	155	121	78.1	40	166	121	72.9	5	229	164	71.6
	600101534	9205081	NTLATSENG PUBLIC COMBINED SCHOOL	1	1	7	6	85.7	0	15	12	80.0	0	21	15	71.4
	600102380	9205083	NW SEC SCHOOL FOR THE DEAF	3									1	6	1	16.7
	600101582	9215086	ORKNEY HIGH SCHOOL	4	6	49	45	91.8	9	52	47	90.4	3	83	79	95.2
	600104247	9215156	OVERVAAL PRIVAAT SKOOL	99	0	15	12	80.0	0	7	7	100.0	0	12	10	83.3
	600101620	9215090	PHAKELA COMBINED SCHOOL	1	21	14	14	100.0	0	9	9	100.0	7	23	16	69.6
	600101639	9225092	PHIRI HIGH SCHOOL	3	58	59	55	93.2	4	98	73	74.5	0	110	87	79.1
	600104104	9215093	PINNACLE PRIM and SEC BOARDING SCHOOL	99	2	19	15	78.9	0	27	27	100.0	0	21	20	95.2
	600101661	9225094	POELANO HIGH SCHOOL	3	23	60	41	68.3	17	79	37	46.8	6	88	63	71.6
	600101672	9225095	POTCHEFSTROOM BOYS HIGH	4	8	64	55	85.9	0	42	30	71.4	0	70	63	90.0
	600101674	9225098	POTCHEFSTROOM GIMNASIUM	4	0	154	154	100.0	0	140	140	100.0	0	138	137	99.3
	600101675	9225099	POTCHEFSTROOM GIRLS HIGH	4	0	74	74	100.0	0	102	102	100.0	0	101	101	100.0
	600101676	9225100	POTCHEFSTROOM SECONDARY	3	11	62	52	83.9	1	66	56	84.8	0	87	65	74.7
	600105375	9215184	PRESTIGE SECONDARY SCHOOL	2	3	66	36	54.5	1	116	75	64.7	0	134	96	71.6
	600101683	9225104	PROMOSA SECONDARY SCHOOL	3	25	81	46	56.8	50	117	56	47.9	0	142	64	45.1
	600101771	9205106	REABONA SECONDARY SCHOOL	3	42	52	49	94.2	24	97	87	89.7	0	110	70	63.6
	600101804	9225107	REGOROGILE COMBINED SCHOOL	3	2	8	8	100.0	0	12	12	100.0	0	4	4	100.0
	600101835	9225108	RESOLOFETSE SECONDARY SCHOOL	4	22	46	42	91.3	0	96	70	72.9	0	91	64	70.3
	600101887	9215110	SCHOONSPRUIT HIGH SCHOOL	4	5	133	120	90.2	0	128	118	92.2	1	131	126	96.2
	600101928	9225116	SEIPHEMELO SECONDARY SCHOOL	3	32	83	72	86.7	51	152	116	76.3	21	141	108	76.6
	600102035	9215118	STILFONTEIN HIGH SCHOOL	4	6	64	55	85.9	0	61	46	75.4	0	92	72	78.3
	600102126	9215125	THUTO THEBE SECONDARY SCHOOL	3	21	32	23	71.9	11	61	43	70.5	1	88	52	59.1
	600102122	9225126	THUTO-BOSWA SECONDARY SCHOOL	3	69	82	76	92.7	0	179	130	72.6	0	233	167	71.7
	600102127	9215129	THUTO-TSEBO SECONDARY SCHOOL	2	67	60	58	96.7	18	96	86	89.6	8	105	89	84.8
	600102140	9205131	TIRAGALO SECONDARY SCHOOL	3	30	55	49	89.1	31	100	66	66.0	23	78	52	66.7
	600102181	9225133	TLOKWE SECONDARY SCHOOL	3	19	107	81	75.7	0	148	121	81.8	0	171	117	68.4

NORTH WEST																	
District Name	EMIS No	Centre No	Centre Name	Quintile	2019				2020				2021			
					Progressed No	Total Wrote	Total Achieved	% Achieved	Progressed No	Total Wrote	Total Achieved	% Achieved	Progressed No	Total Wrote	Total Achieved	% Achieved
DR. K. KAUNDA	600102202	9215134	TSAMMA SECONDARY SCHOOL	3	20	60	54	90.0	17	92	81	88.0	19	137	111	81.0
	600102216	9215135	TSHEBEDISANO SECONDARY SCHOOL	3	78	148	105	70.9	20	138	123	89.1	0	181	157	86.7
	600102217	9215136	TSHEDIMOSETSO SECONDARY SCHOOL	3	67	64	58	90.6	0	106	70	66.0	0	127	90	70.9
	600102295	9215142	VAAL REEFS TECHNICAL HIGH SCHOOL	3	44	120	80	66.7	45	147	74	50.3	2	176	107	60.8
	600105308	9225144	VENTERSDORP HIGH SCHOOL	5	0	8	7	87.5	0	9	9	100.0	0	12	12	100.0
	600102324	9215146	VUYANIMAWETHU SECONDARY SCHOOL	3	21	77	63	81.8	0	142	96	67.6	0	137	91	66.4
	600102335	9215149	WESVALIA HIGH SCHOOL	5	0	153	153	100.0	0	142	142	100.0	0	136	136	100.0
	600105342	9215188	WHITESTONE COLLEGE KLERKSDORP	99					0	0	0		0	3	3	100.0
	600102344	9205150	WOLMARANSSTAD HIGH SCHOOL	4	0	66	65	98.5	0	67	67	100.0	0	94	92	97.9
DR. R.S. MOMPATI	600100094	9313007	BATLHAPING HIGH SCHOOL	1	24	102	79	77.5	0	134	100	74.6	0	147	103	70.1
	600100431	9355008	BLOEMHOF COMBINED	4	0	43	31	72.1	0	36	34	94.4	3	32	27	84.4
	600100135	9313011	BOGOSING HIGH SCHOOL	1	40	48	40	83.3	0	69	33	47.8	0	125	58	46.4
	600100185	9333017	BOPAGANANG PUBLIC SCHOOL	3	59	71	57	80.3	31	112	76	67.9	14	112	93	83.0
	600100191	9323018	BORE SECONDARY SCHOOL	2	13	69	43	62.3	19	64	49	76.6	11	71	57	80.3
	600100219	9323022	BRAY INTERMEDIATE SCHOOL	1	3	19	19	100.0	5	31	10	32.3	0	33	29	87.9
	600100237	9313023	CHOSENG SECONDARY SCHOOL	1	26	21	20	95.2	14	94	73	77.7	0	79	63	79.7
	600100239	9355015	CHRISTIANA COMBINED	4	1	35	35	100.0	0	32	32	100.0	2	41	32	78.0
	600105106	9353234	CHRISTIANA SCHOOL FOR THE BLIND	99	0	9	9	100.0	4	13	12	92.3	0	8	7	87.5
	600100245	9333025	COLINDA SECONDARY	3	32	41	31	75.6	28	65	38	58.5	50	110	41	37.3
	600100311	9323032	DITEHO SECONDARY SCHOOL	1	6	39	36	92.3	7	48	42	87.5	0	50	49	98.0
	600100384	9313034	GABOBIDIWE HIGH SCHOOL	2	37	64	55	85.9	38	127	85	66.9	0	99	77	77.8
	600100413	9355027	GAOPALELWE SECONDARY SCHOOL	2	46	98	67	68.4	0	166	112	67.5	10	240	180	75.0
	600100518	9323045	HUHUDI HIGH SCHOOL	2	25	84	84	100.0	8	99	99	100.0	0	139	135	97.1
	600100549	9345038	IPELEGENG HIGH SCHOOL	3	42	72	61	84.7	0	106	69	65.1	0	143	97	67.8
	600100576	9323053	ITSHOLETSENG SECONDARY SCHOOL	1	7	8	7	87.5	2	7	6	85.7	2	15	12	80.0
	600100578	9345039	ITSHUPENG SECONDARY SCHOOL	3	113	93	79	84.9	0	187	123	65.8	3	241	131	54.4
	600100596	9313054	JERRY MAHURA SECONDARY SCHOOL	2	30	35	34	97.1	19	87	63	72.4	19	116	94	81.0
	600100601	9333233	JOHN FRYLINCK SECONDARY SCHOOL	1	52	39	31	79.5	0	131	72	55.0	45	130	73	56.2
	600100604	9313055	JOSEPH SAKU MIDDLE SCHOOL	1	12	32	32	100.0	0	68	64	94.1	14	97	81	83.5
	600100637	9313059	KEBINELANG SECONDARY SCHOOL	3	5	45	30	66.7	0	83	45	54.2	0	60	47	78.3

NORTH WEST																	
District Name	EMIS No	Centre No	Centre Name	Quintile	2019				2020				2021			
					Progressed No	Total Wrote	Total Achieved	% Achieved	Progressed No	Total Wrote	Total Achieved	% Achieved	Progressed No	Total Wrote	Total Achieved	% Achieved
DR. R.S. MOMPATI	600100692	9323068	KGONONYANE HIGH SCHOOL	1	28	57	54	94.7	19	125	72	57.6	12	118	88	74.6
	600100697	9313070	KGOSIETSILE-LETHOLA MIDDLE SCHOOL	3	17	49	29	59.2	20	49	26	53.1	2	35	27	77.1
	600100699	9323072	KGOSITHEBE COMBINED SCHOOL	1	5	22	5	22.7	17	24	7	29.2	0	22	6	27.3
	600100725	9333075	KISMET SECONDARY	4	0	34	31	91.2	0	35	34	97.1	0	34	34	100.0
	600100726	9323076	KITLANANG SECONDARY SCHOOL	1	3	11	11	100.0	0	18	12	66.7	0	19	14	73.7
	600100770	9355056	KROMELLENBOOG COMBINED SCHOOL	1	1	36	23	63.9	4	36	26	72.2	2	47	29	61.7
	600100819	9355059	LE-RONA SCHOOL	3	19	45	36	80.0	11	90	71	78.9	14	99	69	69.7
	600100879	9313087	LESHOBO SECONDARY SCHOOL	1	37	17	16	94.1	31	77	47	61.0	0	63	39	61.9
	600105408	9313085	LETLHOGILE SECONDARY SCHOOL	1	10	72	44	61.1	1	59	37	62.7	0	75	55	73.3
	600100955	9313091	MAATLA HIGH SCHOOL	1	21	89	76	85.4	32	124	71	57.3	0	109	68	62.4
	600101016	9313094	MAJENG SEC SCHOOL	2	21	27	26	96.3	34	55	23	41.8	5	55	28	50.9
	600105077	9313231	MAMMUTLA SECONDARY SCHOOL	3	17	26	26	100.0	14	41	25	61.0	16	61	44	72.1
	600104004	9345155	MAMPHO SECONDARY SCHOOL	1	27	45	39	86.7	1	109	70	64.2	0	74	56	75.7
	600101071	9313099	MANKUROANE TECH AND COMM H/S	1	28	55	48	87.3	21	74	56	75.7	3	64	56	87.5
	600101119	9313102	MARUBISING SECONDARY SCHOOL	2	9	32	24	75.0	17	45	25	55.6	0	53	26	49.1
	600101267	9323111	MODISE KANONO SECONDARY SCHOOL	2	2	11	8	72.7	3	16	10	62.5	5	20	15	75.0
	600101319	9313115	MOKGARENG HIGH SCHOOL	2	18	8	7	87.5	0	45	23	51.1	0	75	55	73.3
	600101357	9323117	MONCHUSI SECONDARY SCHOOL	2	32	45	40	88.9	21	76	47	61.8	9	70	61	87.1
	600101380	9323120	MORERI SECONDARY SCHOOL	1	12	48	46	95.8	6	59	57	96.6	6	81	67	82.7
	600101419	9313125	MOTHELESI SECONDARY SCHOOL	2	3	22	21	95.5	6	36	33	91.7	0	38	38	100.0
	600101442	9313126	MOTSEMME SECONDARY SCHOOL	2	22	11	9	81.8	5	43	31	72.1	0	56	39	69.6
	600105422	9333236	NQUNDE SECONDARY SCHOOL	3									0	43	28	65.1
	600101552	9345084	OBANG SECONDARY SCHOOL	3	63	42	33	78.6	0	90	56	62.2	0	68	45	66.2
	600101558	9323131	OGODISENG SECONDARY SCHOOL	2	38	30	24	80.0	12	58	42	72.4	0	98	49	50.0
	600101590	9313134	P H MOEKETSI AGRIC HIGH SCHOOL	3	0	52	49	94.2	0	53	43	81.1	0	65	61	93.8
	600101650	9323143	PICA PAU HIGH SCHOOL	1	1	29	12	41.4	6	23	7	30.4	0	13	4	30.8
	600101653	9313145	PINAGARE HIGH SCHOOL	3	17	86	82	95.3	14	122	99	81.1	4	103	96	93.2
	600101656	9323146	PITSO LETLHOGILE MIDDLE SCHOOL	1	5	46	35	76.1	14	43	38	88.4	0	68	57	83.8
	600101687	9313148	PUDUMONG SEC SCHOOL	3	52	86	58	67.4	0	50	35	70.0	0	62	34	54.8

NORTH WEST																	
					2019				2020				2021				
District Name	EMIS No	Centre No	Centre Name	Quintile	Progressed No	Total Wrote	Total Achieved	% Achieved	Progressed No	Total Wrote	Total Achieved	% Achieved	Progressed No	Total Wrote	Total Achieved	% Achieved
DR. R.S. MOMPATI	600101690	9333149	PULE LEEUW COMPREHENSIVE SEC SCHOOL	3	36	38	36	94.7	36	95	55	57.9	0	132	84	63.6
	600103605	9323150	RADITSHANE SECONDARY SCHOOL	2	14	16	11	68.8	0	34	21	61.8	0	27	13	48.1
	600104268	9345162	REABETSWE SECONDARY SCHOOL	3	10	122	110	90.2	0	174	132	75.9	1	216	176	81.5
	600101792	9313157	REEMEKATHATA SECONDARY SCHOOL	3	12	30	14	46.7	0	29	25	86.2	0	43	26	60.5
	600101814	9323161	REITSHOKILE INTERMEDIATE SCHOOL	1	4	10	10	100.0	1	25	23	92.0	0	34	33	97.1
	600101818	9313162	REIVILO COMBINED PUBLIC SCHOOL	3	3	36	21	58.3	0	36	21	58.3	0	47	29	61.7
	600101819	9313163	REIVILO HIGH SCHOOL	3	8	23	18	78.3	2	41	28	68.3	0	32	30	93.8
	600105310	9333235	REKGARATLHILE SECONDARY SCHOOL	3	25	35	34	97.1	0	31	25	80.6	4	48	40	83.3
	600100503	9345111	SCHWEIZER RENEKE HIGH SCHOOL	4	1	65	54	83.1	2	40	35	87.5	5	84	71	84.5
	600105132	9313064	SEABO HIGH SCHOOL	3	36	48	41	85.4	0	72	57	79.2	0	75	55	73.3
	600101896	9323171	SEBETWANE SECONDARY SCHOOL	1	19	41	36	87.8	16	86	64	74.4	11	116	83	71.6
	600105390	9313012	SEKATE BOIJANE MAHURA SEC SCHOOL	1	27	44	38	86.4	22	68	44	64.7	8	89	61	68.5
	600101963	9313175	SEOLESENG SECONDARY SCHOOL	1	4	15	10	66.7	7	27	24	88.9	1	34	30	88.2
	600101980	9323176	SETSWAKGOSING HIGH SCHOOL	2	13	82	80	97.6	5	135	126	93.3	0	194	165	85.1
	600102025	9313178	ST PAUL`S HIGH SCHOOL	3	20	36	31	86.1	28	83	56	67.5	13	92	61	66.3
	600102031	9333180	STELLA HIGH SCHOOL	4	0	20	19	95.0	0	16	16	100.0	0	10	10	100.0
	600102057	9323181	TASMAN SECONDARY SCHOOL	2	18	24	19	79.2	12	34	22	64.7	11	41	18	43.9
	600102073	9313183	THABASIKWA SECONDARY SCHOOL	3	7	12	11	91.7	0	17	13	76.5	0	20	17	85.0
	600102084	9313184	THAKUNG SECONDARY SCHOOL	3	20	30	24	80.0	22	55	37	67.3	14	41	25	61.0
	600102086	9313185	THAPAMA HIGH SCHOOL	1	41	25	22	88.0	10	38	29	76.3	15	75	59	78.7
	600102088	9313187	THATE MOLATLHWA SEC SCHOOL	3	9	18	18	100.0	9	46	34	73.9	0	47	34	72.3
	600102119	9323190	THUSO THEBE HIGH SCHOOL	1	34	62	58	93.5	39	123	77	62.6	0	85	66	77.6
	600102120	9313191	THUSOETSILE MIDDLE SCHOOL	1	35	35	29	82.9	25	58	49	84.5	0	81	42	51.9
	600103604	9355128	THUTO-LORE PUBLIC SEC SCHOOL	3	31	78	67	85.9	29	135	85	63.0	26	104	61	58.7
	600102137	9333195	TIGER KLOOF COMBINED SCHOOL	4	5	86	81	94.2	0	75	72	96.0	1	72	70	97.2
	600102183	9323198	TLOTLANG-THUTO MIDDLE SCHOOL	1	9	11	11	100.0	6	31	22	71.0	0	34	27	79.4
	600102192	9323199	TONG COMPREHENSIVE SECONDARY SCHOOL	2	22	88	86	97.7	7	88	73	83.0	21	78	67	85.9

NORTH WEST																	
					2019				2020				2021				
District Name	EMIS No	Centre No	Centre Name	Quintile	Progressed No	Total Wrote	Total Achieved	% Achieved	Progressed No	Total Wrote	Total Achieved	% Achieved	Progressed No	Total Wrote	Total Achieved	% Achieved
DR. R.S. MOMPATI	600102198	9313201	TOTONYANE SECONDARY SCHOOL	1	3	29	24	82.8	1	23	22	95.7	21	50	38	76.0
	600102207	9313203	TSELAATHUTO SECONDARY SCHOOL	2	14	27	21	77.8	0	38	27	71.1	0	43	33	76.7
	600103611	9323232	TSHIPIETSILE SECONDARY SCHOOL	2	17	24	23	95.8	11	31	26	83.9	8	30	28	93.3
	600102298	9355143	VAALOEWER SECONDARY SCHOOL	3	20	15	6	40.0	7	31	16	51.6	10	22	12	54.5
	600102321	9333217	VRYBURG HIGH SCHOOL	4	1	100	97	97.0	1	132	121	91.7	7	139	128	92.1
	600102328	9313219	WALTER LETSIE SECONDARY SCHOOL	2	43	43	32	74.4	4	34	19	55.9	19	57	30	52.6
NGAKA M. MOLEMA DISTRICT	600100003	9414001	AG MALEBE SEC SCHOOL	2	1	33	27	81.8	4	31	18	58.1	6	32	19	59.4
	600100041	9454004	BADIBANA HIGH SCHOOL	2	33	29	27	93.1	35	71	32	45.1	25	70	39	55.7
	600100056	9414005	BAITSHOKI SENIOR SECONDARY SCHOOL	1	47	84	62	73.8	0	130	66	50.8	0	148	88	59.5
	600100062	9454006	BAKOLOBENG JUNIOR SECONDARY SCHOOL	2	34	29	26	89.7	20	65	42	64.6	0	75	47	62.7
	600100097	9424013	BATLOUNG JUNIOR SECONDARY SCHOOL	1	41	62	53	85.5	0	114	78	68.4	1	152	105	69.1
	600100101	9424015	BATSWANA HIGH COMMERCIAL SCHOOL	4	25	154	139	90.3	4	191	141	73.8	1	223	198	88.8
	600100109	9414016	BETHEL HIGH SCHOOL	4	2	91	79	86.8	0	97	81	83.5	0	80	62	77.5
	600100124	9414018	BODIBE SECONDARY SCHOOL	1	7	35	33	94.3	0	107	61	57.0	15	92	72	78.3
	600100152	9434021	BOITHAOPO HIGH SCHOOL	3	67	98	88	89.8	16	101	74	73.3	3	169	114	67.5
	600100155	9424022	BOITSEANAPE TECH and COMM SCHOOL	4	34	66	65	98.5	17	101	86	85.1	36	193	159	82.4
	600100161	9424023	BOITSHOKO SECONDARY SCHOOL	1	15	57	49	86.0	1	116	70	60.3	18	86	56	65.1
	600100188	9414026	BOPHIRIMA SECONDARY SCHOOL	1	21	92	65	70.7	42	97	54	55.7	18	123	95	77.2
	600100199	9454030	BOSCHPOORT COMBINED SCHOOL	1	11	19	16	84.2	0	22	16	72.7	6	26	23	88.5
	600100243	9414033	COLIGNY HIGH SCHOOL	4	5	61	50	82.0	9	51	45	88.2	4	62	54	87.1
	600105355	9424280	CURRO ACADEMY MAHIKENG	99	5	65	64	98.5	0	64	63	98.4	0	80	79	98.8
	600100255	9424034	DANVILLE SECONDARY	4	14	27	23	85.2	16	88	63	71.6	7	70	59	84.3
	600100374	9414039	F M RAMABOEA TECHN AND COMM HIGH SCHO	1	32	47	33	70.2	0	57	37	64.9	0	102	80	78.4
	600100381	9434043	G S PHOI HIGH SCHOOL	1	35	36	18	50.0	21	60	10	16.7	0	74	41	55.4
	600100386	9414044	GABORONE SECONDARY SCHOOL	1	4	15	10	66.7	0	16	16	100.0	9	25	18	72.0
	600100393	9414047	GAETSHO HIGH SCHOOL	1	123	165	130	78.8	12	268	186	69.4	8	234	189	80.8
	600104075	9454048	GA-KHUNWANA HIGH SCHOOL	3	48	48	46	95.8	0	112	70	62.5	0	139	89	64.0
	600100436	9454051	GEYSDORP SECONDARY SCHOOL	1	17	61	51	83.6	14	60	58	96.7	10	121	104	86.0
	600105067	9424277	GOLF VIEW PARK HIGH SCHOOL	4	15	106	90	84.9	0	156	128	82.1	0	183	142	77.6

NORTH WEST																	
					2019				2020				2021				
District Name	EMIS No	Centre No	Centre Name	Quintile	Progressed No	Total Wrote	Total Achieved	% Achieved	Progressed No	Total Wrote	Total Achieved	% Achieved	Progressed No	Total Wrote	Total Achieved	% Achieved
NGAKA M. MOLEMA DISTRICT	600100463	9454053	GOTHATA SECONDARY SCHOOL	1	34	28	24	85.7	21	52	25	48.1	0	35	15	42.9
	600100522	9444054	IKAGELENG HIGH SCHOOL	1	45	61	41	67.2	0	91	56	61.5	1	67	49	73.1
	600100541	9434057	IKOPANYENG SECONDARY SCHOOL	1	71	70	63	90.0	69	196	106	54.1	0	129	92	71.3
	600101286	9454131	ITLOTLENG MOGAWANE SECONDARY SCHOOL	2	16	12	10	83.3	11	34	15	44.1	0	16	9	56.3
	600100586	9414063	J M LEKGETHA COMMERCIAL HIGH	1	70	104	72	69.2	68	176	113	64.2	37	153	109	71.2
	600105383	9434064	JAN MASIBI SECONDARY SCHOOL	1	30	45	40	88.9	27	79	63	79.7	28	65	46	70.8
	600100593	9444065	JANGJO SECONDARY SCHOOL	2	19	36	34	94.4	7	51	46	90.2	0	99	82	82.8
	600100612	9434066	KAGISO BAROLONG HIGH SCHOOL	2	15	37	31	83.8	19	57	33	57.9	9	50	39	78.0
	600103608	9424069	KEBONANG SECONDARY SCHOOL	4	43	63	57	90.5	0	108	85	78.7	0	119	94	79.0
	600100651	9454070	KEJAKILE SECONDARY SCHOOL	1	2	8	5	62.5	0	6	6	100.0	0	16	16	100.0
	600103624	9414071	KGOKE LESABE PUBLIC SCHOOL	1	40	27	26	96.3	0	87	33	37.9	0	73	43	58.9
	600105418	9424068	KGOSI KEBALEPILE SEC SCHOOL	4	50	105	98	93.3	36	128	103	80.5	7	187	117	62.6
	600100694	9434073	KGOSI SHOPE SECONDARY SCHOOL	1	11	49	37	75.5	27	68	43	63.2	1	45	36	80.0
	600100719	9434074	KHUMOSEJO SECONDARY SCHOOL	2	31	35	25	71.4	35	73	24	32.9	0	75	57	76.0
	600100759	9414077	KOPANELO COMBINED SCHOOL	1	3	31	28	90.3	2	22	18	81.8	1	35	27	77.1
	600105066	9454279	KOPANELO SECONDARY SCHOOL	3	16	35	27	77.1	16	51	27	52.9	0	47	31	66.0
	600100783	9444079	KUTLWANO COMBINED SCHOOL	1	8	8	8	100.0	0	13	12	92.3	0	16	9	56.3
	600100816	9424080	LAPOLOGANG SEN SEC SCHOOL	3	28	73	57	78.1	0	96	57	59.4	0	103	72	69.9
	600100866	9454086	LERETLETSE-LESEDI SEC SCHOOL	1	20	46	28	60.9	1	31	23	74.2	1	50	33	66.0
	600100872	9454088	LERUNTSE-LESEDI HIGH SCHOOL	1	43	49	47	95.9	58	114	51	44.7	49	96	66	68.8
	600100882	9424089	LETEANE HIGH SCHOOL	3	39	48	43	89.6	0	70	51	72.9	0	109	86	78.9
	600100898	9424090	LETSATSING HIGH SCHOOL	4	3	39	34	87.2	6	75	51	68.0	15	94	63	67.0
	600105351	9419011	LICHTENBURG ENGLISH SEC SCHOOL	5	0	35	25	71.4	1	37	29	78.4	0	74	62	83.8
	600100904	9414095	LICHTENBURG HIGH SCHOOL	5	1	160	155	96.9	2	164	156	95.1	0	186	179	96.2
	600104098	9424261	LIVING FAITH COMBINED SCHOOL	99	0	17	17	100.0	0	22	22	100.0	8	28	25	89.3
	600101594	9454164	LODIRILE-TSWAING HIGH SCHOOL	1	45	45	43	95.6	42	111	69	62.2	26	129	91	70.5
	600104001	9424099	MAANO SECONDARY SCHOOL	2	5	30	21	70.0	0	47	34	72.3	0	54	33	61.1

NORTH WEST																	
					2019				2020				2021				
District Name	EMIS No	Centre No	Centre Name	Quintile	Progressed No	Total Wrote	Total Achieved	% Achieved	Progressed No	Total Wrote	Total Achieved	% Achieved	Progressed No	Total Wrote	Total Achieved	% Achieved
NGAKA M. MOLEMA DISTRICT	600100967	9424100	MADIBA HIGH SCHOOL	1	5	15	15	100.0	0	15	14	93.3	1	21	19	90.5
	600104057	9434101	MADIBOGO HIGH SCHOOL	2	94	72	64	88.9	25	53	48	90.6	30	89	62	69.7
	600100984	9424102	MAFIKENG HIGH SCHOOL	4	0	89	70	78.7	3	106	82	77.4	0	87	74	85.1
	600101060	9454107	MAMORATWA MIDDLE F A	1	3	39	32	82.1	5	40	36	90.0	4	34	31	91.2
	600103606	9444112	MARUAPULA SECONDARY SCHOOL	1	10	28	27	96.4	0	39	38	97.4	0	27	27	100.0
	600104037	9424115	MASELWANYANE HIGH SCHOOL	1	16	24	23	95.8	25	58	42	72.4	19	73	54	74.0
	600101169	9444117	MATTHEWS MANGOPE HIGH SCHOOL	1	1	26	26	100.0	0	18	18	100.0	1	19	18	94.7
	600101207	9424120	MMABATHO HIGH SCHOOL	4	6	167	157	94.0	1	167	153	91.6	1	172	163	94.8
	600101210	9444123	MMAJANE SEC SCHOOL	2	24	40	34	85.0	0	91	60	65.9	30	70	58	82.9
	600101213	9444124	MMAKGAJE SECONDARY SCHOOL	2	5	25	24	96.0	5	21	20	95.2	0	29	21	72.4
	600101240	9434127	MMOLEDI HIGH SCHOOL	2	17	39	28	71.8	29	62	32	51.6	0	95	49	51.6
	600101251	9424129	MOCOCE HIGH SCHOOL	2	9	45	44	97.8	8	105	78	74.3	0	91	71	78.0
	600101283	9434130	MOGAKOLODI-MASIBI COMPR SCHOOL	1	8	38	35	92.1	7	62	36	58.1	3	46	41	89.1
	600101315	9444135	MOKGAKALA HIGH SCHOOL	2	26	70	61	87.1	9	110	64	58.2	0	99	72	72.7
	600101029	9444136	MOKGOJWA INTERMEDIATE SCHOOL	2	12	24	24	100.0	6	17	15	88.2	0	22	17	77.3
	600105254	9424476	MOLELWANE SECONDARY SCHOOL	3	48	111	74	66.7	0	167	111	66.5	0	229	133	58.1
	600101376	9414140	MORE SEC SCHOOL	1	31	46	32	69.6	0	94	54	57.4	11	94	69	73.4
	600101395	9444142	MOSEKAPHOFU SECONDARY SCHOOL	1	22	36	35	97.2	18	49	36	73.5	9	43	35	81.4
	600101406	9424144	MOSIKARE SECONDARY SCHOOL	1	30	86	78	90.7	49	129	89	69.0	0	160	101	63.1
	600101420	9434146	MOTHIBINYANE HIGH SCHOOL	2	12	22	21	95.5	22	42	25	59.5	14	58	39	67.2
	600105415	9439010	MOTHUSI MARUMOLOA SEC SCHOOL	1	2	32	13	40.6	0	18	6	33.3	0	28	15	53.6
	600101439	9444148	MOTSAALORE SECONDARY SCHOOL	1	13	70	47	67.1	0	102	53	52.0	0	76	48	63.2
	600101458	9444149	MOTSWEDI HIGH SCHOOL	3	21	162	143	88.3	12	189	154	81.5	0	199	173	86.9
	600101459	9424150	MOTUBA HIGH SCHOOL	1	39	23	22	95.7	3	50	34	68.0	0	73	55	75.3
	600101475	9444152	MPOLOKANG HIGH SCHOOL	1	16	62	53	85.5	0	97	73	75.3	0	79	63	79.7
	600100843	9444153	N R MANDELA COMM SEC SCHOOL	2	40	34	27	79.4	1	30	20	66.7	7	83	42	50.6
	600101501	9444154	NGOTWANA SEC SCHOOL	3	24	46	42	91.3	19	68	50	73.5	3	49	41	83.7
	600101505	9444108	NIETVERDIEND COMBINED SCHOOL	1	3	20	13	65.0	0	13	12	92.3	0	18	15	83.3
	600101524	9454156	NOTO HIGH SCHOOL	1	52	57	44	77.2	2	114	37	32.5	0	70	37	52.9
	600101528	9444157	NTEBOGANG SECONDARY SCHOOL	3	10	30	22	73.3	22	50	28	56.0	10	62	36	58.1
	600101533	9444158	NTLATSANG SECONDARY SCHOOL	3	1	18	15	83.3	4	16	13	81.3	0	36	29	80.6

NORTH WEST																	
					2019				2020				2021				
District Name	EMIS No	Centre No	Centre Name	Quintile	Progressed No	Total Wrote	Total Achieved	% Achieved	Progressed No	Total Wrote	Total Achieved	% Achieved	Progressed No	Total Wrote	Total Achieved	% Achieved
NGAKA M. MOLEMA DISTRICT	600101539	9434159	NTSHIDI SECONDARY SCHOOL	1	11	25	25	100.0	0	52	37	71.2	0	46	27	58.7
	600101554	9434161	OBUSITSE SECONDARY SCHOOL	3	11	29	27	93.1	0	40	27	67.5	0	52	42	80.8
	600104097	9434162	ONKABETSE-THUTO TECHNICAL and COMM	3	17	32	25	78.1	26	67	42	62.7	15	66	41	62.1
	600104266	9424259	ONKGOPOTSE TIRO COMP SCHOOL	1	4	27	26	96.3	2	47	43	91.5	6	39	38	97.4
	600101619	9444165	PHAKEDI HIGH SCHOOL	3	4	72	55	76.4	10	80	54	67.5	3	82	50	61.0
	600101630	9444166	PHATLHOSO HIGH SCHOOL	3	0	12	12	100.0	0	24	20	83.3	7	21	15	71.4
	600101632	9454167	PHATSIMA SEC SCHOOL	3	39	51	48	94.1	25	82	62	75.6	39	155	93	60.0
	600101695	9424171	R A KOBUE HIGH SCHOOL	1	47	45	39	86.7	38	93	69	74.2	0	140	77	55.0
	600100170	9454174	RAKGWEDI-BOKANG HIGH SCHOOL	2	46	42	42	100.0	14	62	51	82.3	0	61	55	90.2
	600105385	9424175	RAMAINA A PHETLHU SECONDARY	3	53	56	49	87.5	0	139	74	53.2	0	116	74	63.8
	600101728	9444177	RAMATU HIGH SCHOOL	3	12	99	86	86.9	0	133	114	85.7	0	145	130	89.7
	600101734	9454178	RAMOKONYANE SECONDARY SCHOOL	1	2	23	22	95.7	0	22	22	100.0	15	53	47	88.7
	600101742	9444179	RAMOTSHERE HIGH SCHOOL	3	33	193	172	89.1	14	191	166	86.9	11	186	161	86.6
	600104096	9454181	REALEKA SECONDARY SCHOOL	2	51	109	77	70.6	91	167	91	54.5	7	189	145	76.7
	600101782	9444183	REARABILWE SECONDARY SCHOOL	1	47	82	65	79.3	31	92	55	59.8	0	97	70	72.2
	600104292	9414475	REBONEILWE SECONDARY SCHOOL	3	28	54	49	90.7	27	122	91	74.6	0	160	123	76.9
	600101786	9424186	REDIBONE SECONDARY SCHOOL	4	35	102	94	92.2	2	126	104	82.5	0	78	69	88.5
	600101801	9414188	REGOLOTSWE HIGH SCHOOL	3	20	45	33	73.3	7	58	45	77.6	6	71	58	81.7
	600105403	9419012	REKGONNE SECONDARY SCHOOL	1									0	49	42	85.7
	600101828	9424190	RENALERONA SECONDARY SCHOOL	3					0	50	10	20.0	0	68	38	55.9
	600101871	9424196	S C KGOBOKOE HIGH SCHOOL	2	27	29	26	89.7	0	48	23	47.9	21	57	34	59.6
	600101875	9444198	SAKALENGWE HIGH SCHOOL	3	4	7	5	71.4	13	14	5	35.7	0	13	10	76.9
	600101883	9454200	SANNIESHOF HIGH SCHOOL	4	0	31	31	100.0	0	29	29	100.0	0	25	25	100.0
	600101930	9424205	SEJANKABO HIGH SCHOOL	2	18	41	34	82.9	0	56	41	73.2	0	66	55	83.3
	600101948	9424208	SELEJE SECONDARY SCHOOL	1	22	26	25	96.2	3	63	51	81.0	3	52	47	90.4
	600105353	9434210	SETILO SECONDARY SCHOOL	3	36	47	41	87.2	34	69	46	66.7	22	92	69	75.0
	600104248	9424211	SETLOPO SCIENCE and COMM SCHOOL	2	5	87	49	56.3	0	148	79	53.4	0	105	78	74.3
	600101982	9424212	SETUMO HIGH SCHOOL	2	67	46	42	91.3	0	59	46	78.0	0	65	58	89.2
	600104106	9424216	SOL PLAATJE SECONDARY SCHOOL	4	4	111	99	89.2	0	169	154	91.1	1	142	132	93.0
	600102028	9424218	ST MARY`S SEC SCHOOL	4	15	50	49	98.0	0	90	79	87.8	0	101	94	93.1
	600102060	9414219	TAU-RAPULANA HIGH SCHOOL	1	63	99	67	67.7	38	132	57	43.2	39	109	67	61.5

NORTH WEST																
District Name	EMIS No	Centre No	Centre Name	Quintile	2019				2020				2021			
					Progressed No	Total Wrote	Total Achieved	% Achieved	Progressed No	Total Wrote	Total Achieved	% Achieved	Progressed No	Total Wrote	Total Achieved	% Achieved
NGAKA M. MOLEMA DISTRICT	600102068	9424221	TETLANO SECONDARY SCHOOL	3	14	29	29	100.0	0	69	42	60.9	16	67	46	68.7
	600102123	9444227	THUTO-KE-MATLA SECONDARY SCHOOL	3	17	16	13	81.3	0	16	12	75.0	3	29	16	55.2
	600102135	9424229	TIEGO TAWANA SECONDARY SCHOOL	2	3	39	32	82.1	0	42	29	69.0	0	37	35	94.6
	600105167	9454464	TIRISANO SECONDARY SCHOOL	2	39	66	51	77.3	24	91	56	61.5	0	76	57	75.0
	600102407	9424254	TLAMELANG SPECIAL SCHOOL	99	6	11	4	36.4	0	7	3	42.9	0	18	11	61.1
	600102165	9444235	TLHAOLE HIGH SCHOOL	3	22	39	31	79.5	0	56	50	89.3	19	94	73	77.7
	600102172	9454237	TLHOAFALO SECONDARY SCHOOL	2	35	66	57	86.4	37	106	74	69.8	5	70	64	91.4
	600105406	9424010	TSHIDI BAROLONG SEC SCHOOL	2	62	124	116	93.5	33	162	137	84.6	11	129	111	86.0
	600102271	9414248	TSWELELOPELE HIGH SCHOOL	3	21	56	42	75.0	0	68	47	69.1	0	59	43	72.9
	600102292	9434249	UTLWANANG-BAROLONG SECONDARY SCHOOL	2	28	46	39	84.8	0	44	18	40.9	0	65	43	66.2
	600102360	9424250	Z M SEATLHOLO HIGH SCHOOL	2	37	38	32	84.2	0	90	54	60.0	0	47	44	93.6
	600105069	9444278	ZEERUST COMBINED SCHOOL	4	10	61	49	80.3	1	82	56	68.3	0	93	76	81.7
	600102353	9444251	ZEERUST HIGH SCHOOL	5	3	107	95	88.8	1	124	105	84.7	0	113	99	87.6

WESTERN CAPE

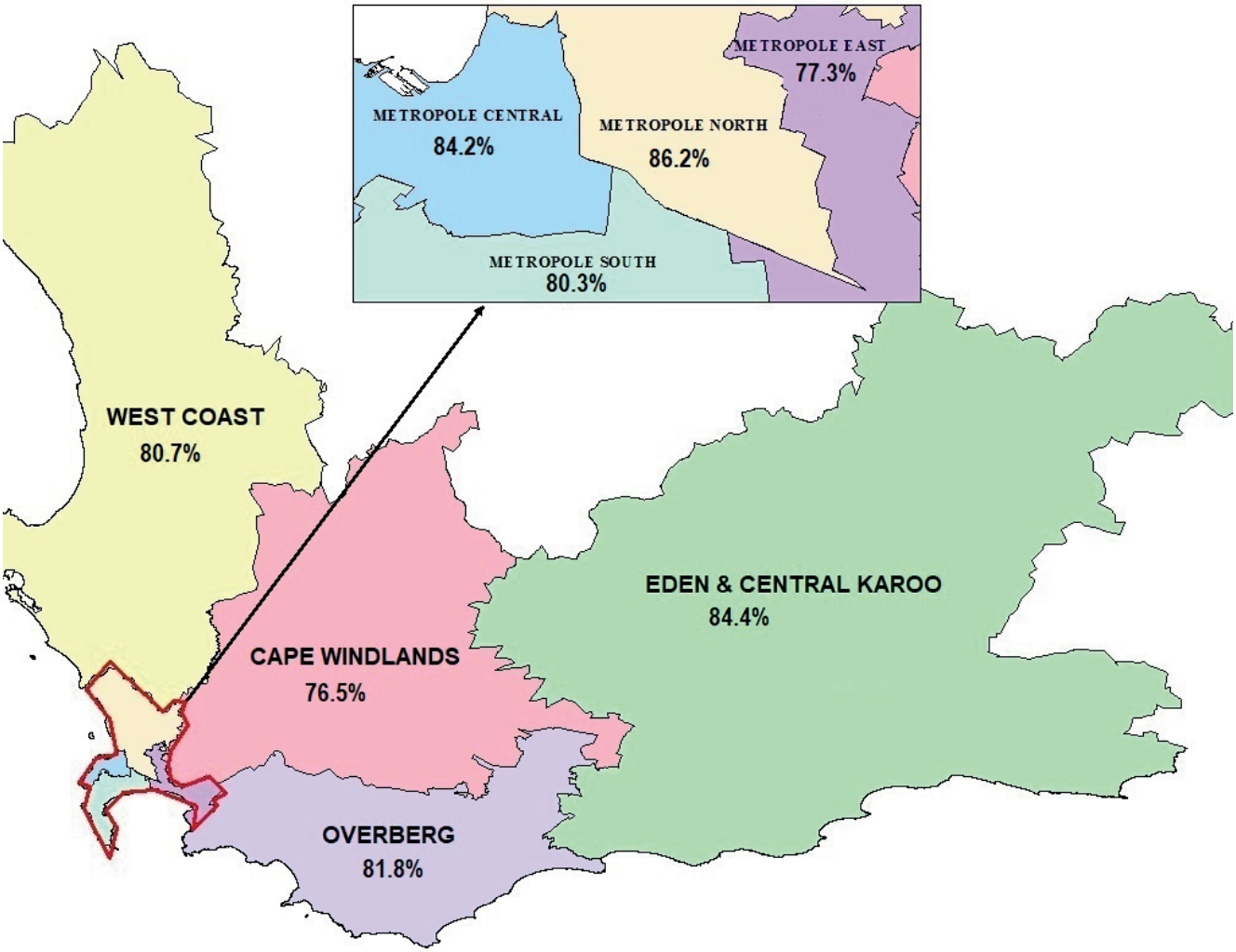

WESTERN CAPE																	
					2019				2020				2021				
District Name	EMIS No	Centre No	Centre Name	Quintile	Progressed No	Total Wrote	Total Achieved	% Achieved	Progressed No	Total Wrote	Total Achieved	% Achieved	Progressed No	Total Wrote	Total Achieved	% Achieved
CAPE WINELANDS	108007173	1007746	AL-AZHAR INSTITUTE OF PAARL	5	0	7	5	71.4	1	7	6	85.7	0	11	11	100.0
	127041104	1008802	ASHTON PUBLIC COMBINED SCHOOL	2	9	68	55	80.9	17	66	48	72.7	19	92	62	67.4
	127333522	1008803	ASHTON SEK. SKOOL	3	30	122	96	78.7	30	131	86	65.6	30	147	80	54.4
	126333581	1008805	BELLA VISTA HS.	4	42	115	91	79.1	44	136	75	55.1	13	136	78	57.4
	112473340	1007701	BERGRIVIER SEK.	4	17	146	118	80.8	18	103	76	73.8	14	150	124	82.7
	109310202	1007702	BLOEMHOF HS.	5	0	132	132	100.0	0	130	130	100.0	0	141	141	100.0
	108306202	1007703	BOLAND LANDBOUSKOOL	5	0	61	61	100.0	0	63	63	100.0	0	61	61	100.0
	117312202	1008806	BONNIEVALE HS.	4	4	51	51	100.0	4	60	56	93.3	7	62	62	100.0
	100000265	1008807	BRANDVLEI YOUTH CENTRE	99	0	11	9	81.8	1	16	11	68.8	0	19	18	94.7
	130333352	1008809	BREERIVIER HS	4	22	234	141	60.3	24	190	114	60.0	5	234	109	46.6
	126333034	1008810	CERES SEK.	4	7	162	133	82.1	14	169	103	60.9	22	213	145	68.1
	108473480	1007704	CHARLESTON HILL SEK.	2	22	113	86	76.1	19	91	48	52.7	10	127	86	67.7
	126310214	1008811	CHARLIE HOFMEYR HS.	5	0	101	100	99.0	1	103	100	97.1	0	109	109	100.0
	109323535	1007705	CLOETESVILLE HS.	4	15	135	89	65.9	0	143	91	63.6	3	159	111	69.8
	130333409	1008812	DE KRUINE SEK.	1	14	45	43	95.6	9	89	52	58.4	6	80	52	65.0
	130315604	1008813	DE LA BAT-SKOOL	99	0	12	12	100.0	1	13	13	100.0	0	12	10	83.3
	130042202	1007706	DESMOND MPILO TUTU SEC.	1	23	243	135	55.6	6	160	129	80.6	13	267	144	53.9
	130303201	1008815	DROSTDY HTS.	5	0	189	187	98.9	1	199	196	98.5	0	193	188	97.4
	130333344	1008818	ESSELENPARK SEK.	4	13	200	129	64.5	17	220	119	54.1	11	247	130	52.6
	108312212	1007707	FRANSCHHOEK HS.	4	0	33	31	93.9	0	38	36	94.7	0	39	39	100.0
	108310233	1007708	GIMNASIUM HS. (PAARL)	5	0	226	223	98.7	0	203	200	98.5	0	222	219	98.6
	130312220	1008820	GOUDINI HS.	5	0	25	23	92.0	0	20	20	100.0	0	48	46	95.8
	108473502	1007710	GROENDAL SEK.	1	10	79	64	81.0	4	106	61	57.5	5	130	107	82.3
	130312225	1008827	HEXVALLEI HS.	5	0	32	24	75.0	0	35	29	82.9	4	47	33	70.2
	130333557	1008828	HEXVALLEI SEK.	2	34	139	108	77.7	56	158	97	61.4	14	154	98	63.6
	108310249	1007716	HOER JONGENSKOOL PAARL	5	0	179	176	98.3	0	170	168	98.8	0	173	172	99.4
	112310243	1007715	HUGENOTE HS.	5	0	162	159	98.1	0	144	141	97.9	0	166	157	94.6
	130007282	1007778	IHLUMELO JUN SEK	1	34	135	105	77.8	10	129	107	82.9	21	286	166	58.0
	126041327	1008829	IINGCINGA ZETHU SEC	1	0	145	65	44.8	28	119	64	53.8	16	163	90	55.2
	100000577	1008922	JAKES GERWEL TECHNICAL SCHOOL	2									3	74	60	81.1
	109042106	1007717	KAYAMANDI SEC.	1	9	192	145	75.5	9	212	173	81.6	4	243	193	79.4
	108473367	1007719	KLEIN NEDERBURG SEK.	4	2	243	227	93.4	3	211	184	87.2	0	253	226	89.3
	108473499	1007720	KYLEMORE SEK.	2	10	94	70	74.5	4	103	87	84.5	3	106	95	89.6
	108310254	1007722	LA ROCHELLE MEISIES HS.	5	0	108	108	100.0	0	116	116	100.0	0	117	117	100.0
	108310257	1007721	LABORI HS.	5	0	101	96	95.0	0	94	82	87.2	0	88	85	96.6
	128333026	1008832	LANGEBERG SEK.	3	0	281	194	69.0	35	241	147	61.0	4	219	136	62.1
	100000436	1008918	LANGERUGSKOOL	99	0	16	15	93.8	0	11	11	100.0	0	8	8	100.0
	109323411	1007723	LUCKHOFF SEK.	4	10	184	128	69.6	3	148	105	70.9	3	169	135	79.9
	109324167	1007730	MAKUPULA SEC	1	21	71	67	94.4	9	120	113	94.2	18	91	77	84.6
	128041108	1008834	MASAKHEKE COMBINED SCHOOL	2	27	45	17	37.8	18	36	18	50.0	4	73	44	60.3

WESTERN CAPE																	
District Name	EMIS No	Centre No	Centre Name	Quintile	2019				2020				2021			
					Progressed No	Total Wrote	Total Achieved	% Achieved	Progressed No	Total Wrote	Total Achieved	% Achieved	Progressed No	Total Wrote	Total Achieved	% Achieved
CAPE WINELANDS	130007064	1008869	MCGREGOR WALDORF SCHOOL	5	1	7	7	100.0	0	4	4	100.0	0	11	11	100.0
	127310261	1008835	MONTAGU HS.	4	15	99	93	93.9	10	85	82	96.5	18	97	95	97.9
	130310263	1008836	MONTANA HS.	5	0	77	76	98.7	0	77	75	97.4	0	60	60	100.0
	108473375	1007727	NEW ORLEANS SEK.	3	10	299	219	73.2	6	245	187	76.3	4	249	185	74.3
	108473383	1007728	NOORDER-PAARL SEK.	3	12	128	98	76.6	25	205	168	82.0	19	223	175	78.5
	108007589	1007763	NOUVEAU - PAARL	99	0	3	3	100.0	0	5	5	100.0	0	3	3	100.0
	108312236	1007729	PAARL GIRLS HS.	5	0	104	104	100.0	0	100	100	100.0	0	128	128	100.0
	109310275	1007732	PAUL ROOS GIMNASIUM	5	0	239	238	99.6	0	248	247	99.6	0	248	247	99.6
	108473391	1007733	PAULUS JOUBERT SEK.	2	14	170	123	72.4	6	155	128	82.6	2	177	136	76.8
	130315610	1008840	PIONIER-SKOOL	99	1	6	5	83.3	0	4	4	100.0	0	3	3	100.0
	109310282	1007734	RHENISH GIRLS' HS.	5	0	148	148	100.0	0	129	129	100.0	0	131	131	100.0
	128310285	1008843	ROBERTSON HS.	5	3	95	94	98.9	0	79	78	98.7	1	99	96	97.0
	129333433	1008844	ROODEZANDT SEK.	3	24	99	73	73.7	11	98	64	65.3	32	104	81	77.9
	126333425	1008845	SKURWEBERG SEK.	3	13	83	65	78.3	21	106	66	62.3	0	110	49	44.5
	100000586	1008921	SOMERSET HIGH SCHOOL	4	2	29	14	48.3	3	55	41	74.5	2	63	50	79.4
	109310299	1007737	STELLENBOSCH HS.	5	0	92	92	100.0	0	114	113	99.1	0	124	124	100.0
	109007537	1008919	STELLENBOSCH WALDORF SCHOOL	5	0	9	9	100.0	0	9	9	100.0	0	19	19	100.0
	109323306	1007738	STELLENZICHT SEK.	2	6	70	44	62.9	12	66	40	60.6	5	71	52	73.2
	129312252	1008850	TULBAGH HS.	5	0	29	27	93.1	0	29	28	96.6	0	17	14	82.4
	130041107	1008851	VAN CUTSEM COMBINED SCHOOL	1	5	80	59	73.8	12	74	53	71.6	4	95	61	64.2
	130041103	1008853	VUSISIZWE SEC	1	58	219	148	67.6	33	181	126	69.6	2	212	118	55.7
	129330566	1008855	WAVEREN HS	5	11	72	40	55.6	6	63	23	36.5	0	79	35	44.3
	112473537	1005565	WELLINGTON SEC.	3	14	148	109	73.6	16	155	88	56.8	9	174	116	66.7
	112473448	1007744	WELTEVREDE SEK.	4	16	59	40	67.8	6	62	48	77.4	10	80	62	77.5
	129333530	1008866	WOLSELEY SEK.	4	0	51	42	82.4	0	92	72	78.3	0	96	77	80.2
	130310235	1008859	WORCESTER GIMNASIUM	5	4	188	185	98.4	0	202	202	100.0	1	192	188	97.9
	130333395	1008861	WORCESTER SEK.	2	15	184	121	65.8	4	172	89	51.7	3	176	102	58.0
	100000585	1008920	ZWELETHEMBA HIGH SCHOOL	1									0	117	48	41.0
EDEN & CENTRAL KAROO	121112200	1003301	ALBERTINIA HS.	3	3	32	31	96.9	2	54	51	94.4	3	39	38	97.4
	124007217	1003391	AURIAL COLLEGE	3	10	64	44	68.8	19	87	64	73.6	7	64	45	70.3
	139363316	1003302	BASTIAANSE SEK.	3	11	143	107	74.8	6	131	105	80.2	1	124	106	85.5
	139363030	1003351	BEAUFORT-WES SEK.	3	41	174	140	80.5	35	247	158	64.0	6	210	163	77.6
	124353361	1003304	BRIDGTON SEK.	3	7	212	173	81.6	12	195	156	80.0	16	204	164	80.4
	122112206	1003305	CALITZDORP HS.	4	4	41	30	73.2	0	47	37	78.7	0	58	48	82.8
	100000266	1003421	CONCORDIA HIGH SCHOOL	2	3	83	68	81.9	8	111	81	73.0	15	150	103	68.7
	124353491	1003384	DE RUST SEK.	1	5	54	53	98.1	6	82	62	75.6	1	70	54	77.1
	124353418	1003308	DYSSELSDORP SEK.	1	10	95	84	88.4	17	82	58	70.7	18	137	111	81.0
	118103202	1003341	EDEN TEGNIESE HOERSKOOL	5	14	133	107	80.5	19	151	111	73.5	3	144	126	87.5
	124041301	1003309	FEZEKILE SEC	1	1	35	31	88.6	23	84	57	67.9	9	73	62	84.9
	118353310	1003311	GEORGE SEK.	3	10	251	207	82.5	18	213	177	83.1	12	310	250	80.6
	121353337	1003312	GERRIT DU PLESSIS SEK.	3	1	101	90	89.1	10	99	75	75.8	1	104	94	90.4

WESTERN CAPE																	
					2019				2020				2021				
District Name	EMIS No	Centre No	Centre Name	Quintile	Progressed No	Total Wrote	Total Achieved	% Achieved	Progressed No	Total Wrote	Total Achieved	% Achieved	Progressed No	Total Wrote	Total Achieved	% Achieved
EDEN & CENTRAL KAROO	120353396	1003313	GROOT-BRAKRIVIER SEK.	3	4	84	72	85.7	6	88	78	88.6	2	79	75	94.9
	125353043	1003314	HAARLEM SEK.	1	6	48	43	89.6	16	77	56	72.7	20	65	40	61.5
	100000329	1003901	HEATHERLANDS HIGH SCHOOL	5	0	23	11	47.8	0	39	24	61.5	0	49	28	57.1
	116112221	1008824	HEIDELBERG HS.	5	0	18	17	94.4	0	20	19	95.0	0	22	22	100.0
	120353388	1003315	HILLCREST SEK.	4	4	153	129	84.3	8	145	135	93.1	15	214	194	90.7
	118041302	1003316	IMIZAMO YETHU SEC	1	25	156	89	57.1	10	165	99	60.0	2	199	156	78.4
	120041227	1003317	INDWE SEC	1	33	169	120	71.0	23	215	107	49.8	12	205	128	62.4
	116333069	1008830	KAIROS SEK.	4	15	85	65	76.5	3	48	46	95.8	9	70	66	94.3
	119110238	1003318	KNYSNA HS.	5	0	102	97	95.1	2	96	92	95.8	1	112	108	96.4
	119353019	1003319	KNYSNA SEK.	4	29	117	89	76.1	4	149	116	77.9	40	172	120	69.8
	123112229	1003320	LADISMITH HS.	5	3	43	40	93.0	5	33	28	84.8	3	50	43	86.0
	123353450	1003321	LADISMITH SEK.	4	8	65	58	89.2	15	54	41	75.9	14	82	74	90.2
	140212221	1008831	LAINGSBURG HS.	4	1	7	7	100.0	14	55	33	60.0	0	41	34	82.9
	124110240	1003322	LANGENHOVEN GIMNASIUM	5	0	115	113	98.3	0	117	117	100.0	0	139	138	99.3
	121110243	1008833	LANGENHOVEN HS.	5	1	100	100	100.0	1	86	86	100.0	3	102	101	99.0
	139041303	1003323	MANDLENKOSI SEC	3	19	72	57	79.2	34	83	45	54.2	0	70	56	80.0
	124353329	1003326	MORESTER SEK	3	13	117	93	79.5	11	116	66	56.9	9	131	96	73.3
	119353078	1003328	MURRAY HIGH SCHOOL	2	9	131	108	82.4	10	172	132	76.7	1	216	161	74.5
	141112238	1003329	MURRAYSBURG HS	3	6	51	28	54.9	7	37	30	81.1	6	35	34	97.1
	121106203	1003330	OAKDALE LANDBOUSKOOL	5	0	78	76	97.4	0	89	89	100.0	0	87	87	100.0
	124110254	1003331	OUDTSHOORN HS.	5	0	110	109	99.1	3	93	91	97.8	0	104	103	99.0
	118110257	1003334	OUTENIQUA HS.	5	1	334	334	100.0	0	302	297	98.3	0	328	327	99.7
	118353345	1003335	PACALTSDORP SEK.	4	9	129	106	82.2	8	142	99	69.7	5	141	110	78.0
	118353426	1003337	PARKDENE SEK.	3	46	167	105	62.9	7	159	112	70.4	16	169	143	84.6
	119041315	1003338	PERCY MDALA HS.	1	0	111	92	82.9	0	131	107	81.7	0	153	133	86.9
	119353469	1003339	PLETTENBERGBAAI SEK.	3	4	64	60	93.8	0	116	90	77.6	15	99	80	80.8
	100000582	1003903	PROTEA HIGH SCHOOL	3									0	33	29	87.9
	120110264	1003340	PUNT HS.	5	0	221	220	99.5	1	199	196	98.5	0	202	199	98.5
	120353353	1003342	SAO BRAS SEK.	4	31	144	112	77.8	8	127	101	79.5	12	142	116	81.7
	139210225	1003343	SENTRAAL HS.	5	0	65	61	93.8	0	55	54	98.2	0	46	46	100.0
	123008273	1003307	SHALOM AKADEMIE	99	0	6	6	100.0	0	6	6	100.0	0	9	9	100.0
	118353485	1003306	THEMBALETHU SEC.	2	12	171	137	80.1	33	228	154	67.5	14	236	184	78.0
	125112257	1003345	UNIONDALE HS.	4	3	52	35	67.3	2	73	41	56.2	3	77	58	75.3
	119112261	1003347	WITTEDRIFT HS.	5	0	64	64	100.0	0	62	61	98.4	0	60	57	95.0
	118110288	1003348	YORK HS.	5	1	173	169	97.7	0	185	181	97.8	0	182	180	98.9
	142212240	1003349	ZWARTBERG HS.	5	9	47	27	57.4	5	60	54	90.0	0	61	52	85.2
METRO CENTRAL	105000798	1009901	ABBOTT'S COLLEGE	99	0	113	109	96.5	0	99	88	88.9	0	82	77	93.9
	100000151	1001158	AL-AZHAR HIGH SCHOOL	99	1	91	88	96.7	0	90	86	95.6	0	77	76	98.7
	105483311	1001102	ALEXANDER SINTON SEC.	5	4	190	173	91.1	4	168	143	85.1	1	176	147	83.5
	102483338	1001103	ARCADIA SEN. SEK.	4	7	55	34	61.8	7	41	25	61.0	6	55	42	76.4
	105483346	1001106	ATHLONE SEC.	5	17	81	50	61.7	6	83	57	68.7	7	141	83	58.9
	105483362	1001107	BELGRAVIA SEC.	5	3	119	107	89.9	3	92	83	90.2	3	122	102	83.6

WESTERN CAPE																	
District Name	EMIS No	Centre No	Centre Name	Quintile	2019				2020				2021			
					Progressed No	Total Wrote	Total Achieved	% Achieved	Progressed No	Total Wrote	Total Achieved	% Achieved	Progressed No	Total Wrote	Total Achieved	% Achieved
METRO CENTRAL	105000876	1009910	BISHOPS	5	5	150	150	100.0	4	152	152	100.0	6	155	155	100.0
	102483389	1001108	BONTEHEUWEL SEK.	4	37	61	43	70.5	17	95	72	75.8	7	107	74	69.2
	105483397	1001111	BRIDGETOWN SEC.	4	15	159	109	68.6	6	108	81	75.0	13	176	127	72.2
	103310325	1001115	CAMPS BAY HS.	5	0	132	130	98.5	2	124	120	96.8	0	124	124	100.0
	102007105	1001105	CANNONS CREEK SCHOOL	5	0	27	27	100.0	0	26	26	100.0	0	31	31	100.0
	103310213	1001117	CAPE TOWN HS.	5	2	91	87	95.6	0	118	115	97.5	1	138	132	95.7
	105483400	1001118	CATHKIN SEC.	4	18	40	31	77.5	16	38	24	63.2	17	44	39	88.6
	100000055	1001203	CLAREMONT HS	5	0	97	95	97.9	0	97	93	95.9	0	93	92	98.9
	105313602	1001120	CRYSTAL SEK.	4	12	59	39	66.1	17	55	27	49.1	4	81	53	65.4
	105007063	1001121	DARUL ISLAM ISLAMIC HS.	5	0	79	58	73.4	0	53	39	73.6	0	53	46	86.8
	105484652	1009918	EROS SCHOOL	99	0	19	16	84.2	3	34	31	91.2	1	33	20	60.6
	106042201	1006605	FEZEKA SEC	3	26	143	105	73.4	17	164	123	75.0	7	183	135	73.8
	100000636	1009990	FUTURE'S ACADEMY	99					0	14	12	85.7	0	30	27	90.0
	103307200	1001124	GARDENS COMMERCIAL HS.	5	0	113	96	85.0	0	99	97	98.0	1	116	108	93.1
	105483435	1001125	GARLANDALE SEK.	5	21	126	102	81.0	12	99	77	77.8	2	128	101	78.9
	103310238	1001126	GOOD HOPE SEMINARY HS.	5	1	84	83	98.8	3	84	82	97.6	0	91	87	95.6
	105483443	1001127	GROENVLEI SEC.	4	8	117	99	84.6	4	133	103	77.4	2	155	121	78.1
	105310240	1009917	GROOTE SCHUUR HS.	5	0	176	168	95.5	0	175	170	97.1	7	175	168	96.0
	103313378	1001128	HAROLD CRESSY HS.	5	6	116	97	83.6	12	108	86	79.6	3	130	121	93.1
	105483451	1001129	HEIDEVELD SEK.	4	20	152	104	68.4	22	140	116	82.9	13	177	130	73.4
	105000844	1009921	HERSCHEL GIRLS SCHOOL	5	0	93	93	100.0	0	99	99	100.0	0	99	99	100.0
	103000806	1001131	HERZLIA HS	99	0	114	114	100.0	2	96	96	100.0	0	93	93	100.0
	103000809	1001132	HOLY CROSS HIGH SCHOOL (MAITLAND)	99	0	57	55	96.5	1	45	45	100.0	0	51	49	96.1
	105313904	1009922	HOUTBAAI SEK.	3	0	27	22	81.5	0	17	16	94.1	5	35	34	97.1
	106042301	1006607	I. D. MKIZE SEN SEC	3	31	123	109	88.6	26	158	129	81.6	6	225	164	72.9
	102041321	1001133	IKAMVALETHU SEC.	3	3	102	57	55.9	15	112	67	59.8	19	100	68	68.0
	106042118	1006609	INTSHUKUMO SEC.	3	26	147	61	41.5	24	111	74	66.7	14	169	117	69.2
	102042104	1001134	ISILIMELA SEC	3	35	177	145	81.9	41	203	171	84.2	6	348	280	80.5
	105003386	1001135	ISLAMIA COLLEGE SEC.	5	0	96	94	97.9	0	105	97	92.4	0	123	115	93.5
	103310246	1001136	JAN VAN RIEBEECK HS.	5	0	94	94	100.0	0	86	84	97.7	0	88	87	98.9
	103323810	1001137	KENSINGTON SEC.	5	21	177	149	84.2	14	223	190	85.2	4	229	210	91.7
	100000461	1009989	KINGSWAY COLLEGE	99					0	13	4	30.8	0	23	7	30.4
	102042218	1001138	KULANI SEC	3	13	69	45	65.2	9	55	34	61.8	5	84	65	77.4
	102042103	1001140	LANGA SEC.	3	25	71	51	71.8	0	121	76	62.8	1	160	84	52.5
	105008025	1009979	LEAP SCIENCE AND MATHS SCHOOL	99	0	63	48	76.2	2	99	72	72.7	0	62	59	95.2
	105313343	1009926	LIVINGSTONE HS.	5	6	183	177	96.7	3	155	149	96.1	0	149	147	98.7
	103323829	1001141	MAITLAND SEK.	4	3	127	90	70.9	8	133	108	81.2	2	158	135	85.4
	105483486	1001142	MANENBERG SEK.	4	2	101	31	30.7	2	80	24	30.0	0	96	55	57.3
	102483508	1001145	MODDERDAM SEK.	4	36	113	75	66.4	29	127	60	47.2	7	148	78	52.7
	105313610	1001146	MOUNT VIEW SEC.	4	11	73	36	49.3	2	77	49	63.6	8	77	61	79.2
	105483516	1001147	NED DOMAN HS.	4	10	54	34	63.0	10	75	61	81.3	6	75	66	88.0

WESTERN CAPE																	
District Name	EMIS No	Centre No	Centre Name	Quintile	2019				2020				2021			
					Progressed No	Total Wrote	Total Achieved	% Achieved	Progressed No	Total Wrote	Total Achieved	% Achieved	Progressed No	Total Wrote	Total Achieved	% Achieved
METRO CENTRAL	105313432	1001148	OAKLANDS SEK.	5	6	185	167	90.3	7	193	169	87.6	2	195	183	93.8
	103303206	1001149	OUDE MOLEN HTS.	5	0	102	89	87.3	1	95	82	86.3	4	132	109	82.6
	105483524	1001182	PEAK VIEW SEK.	4	21	72	57	79.2	19	59	41	69.5	18	133	104	78.2
	105483494	1001150	PHOENIX SEK.	4	30	70	51	72.9	1	92	48	52.2	17	115	58	50.4
	102310278	1001151	PINELANDS HS.	5	0	189	186	98.4	0	184	182	98.9	0	179	177	98.9
	105008028	1009936	PREMIER COLLEGE	99	0	65	55	84.6	1	49	34	69.4	0	22	17	77.3
	103310281	1001152	QUEEN'S PARK HS.	5	5	68	51	75.0	7	56	40	71.4	2	73	59	80.8
	105310284	1009937	RHODES HS.	5	1	192	149	77.6	0	190	150	78.9	0	164	135	82.3
	105310288	1009938	RONDEBOSCH BOYS' HS.	5	0	162	162	100.0	0	167	167	100.0	0	162	162	100.0
	105000817	1009940	ROSEBANK PROGRESS COLLEGE	99	0	44	42	95.5	0	34	31	91.2	0	29	28	96.6
	105310291	1009939	RUSTENBURG GIRLS' HS.	5	3	166	166	100.0	3	163	161	98.8	0	154	154	100.0
	105062458	1001153	RYLANDS HS.	5	2	200	178	89.0	1	186	182	97.8	0	202	202	100.0
	105310293	1009942	S.A. COLLEGE HS.	5	0	150	150	100.0	0	140	140	100.0	0	169	169	100.0
	103313459	1001154	SALT RIVER SEC	5	10	70	34	48.6	5	65	46	70.8	8	67	42	62.7
	105310296	1009943	SANS SOUCI GIRLS' HS.	5	2	69	68	98.6	0	99	97	98.0	0	90	89	98.9
	100000684	1009991	SAVVY COLLEGE	99									0	8	6	75.0
	103007340	1001195	SCHOOL OF HOPE	99	0	19	15	78.9	3	32	29	90.6	0	28	24	85.7
	103310297	1001156	SEA POINT HS.	5	7	61	50	82.0	0	71	68	95.8	0	83	76	91.6
	103315605	1009911	SEVEN STEPS ACADEMY FOR THE DEAF	99	0	6	6	100.0	0	9	8	88.9	0	1	1	100.0
	100000129	1009919	SILIKAMVA HIGH SCHOOL	3	0	109	44	40.4	1	94	58	61.7	2	106	90	84.9
	105483559	1001159	SILVERSTREAM SEK.	4	12	10	6	60.0	0	20	7	35.0	0	16	10	62.5
	105483540	1001161	SPES BONA HS.	5	15	81	52	64.2	21	107	59	55.1	30	142	78	54.9
	105000820	1009952	ST JOSEPH'S COLLEGE	99	0	29	29	100.0	0	39	39	100.0	0	27	25	92.6
	103000819	1009951	ST. GEORGE'S GRAMMAR SCHOOL.	5	0	36	36	100.0	1	41	40	97.6	0	34	33	97.1
	100000434	1001130	STAR COLLEGE - BRIDGETOWN	5	0	42	42	100.0	0	30	30	100.0	0	38	38	100.0
	105007284	1001199	STAR COLLEGE - CAPE TOWN	99	0	25	25	100.0	0	23	23	100.0	0	27	27	100.0
	105008275	1001186	STONEFOUNTAIN COLLEGE - ATHLONE	99	0	22	14	63.6	0	16	10	62.5	0	10	5	50.0
	100000320	1001205	STONEFOUNTAIN COLLEGE - KENILWORTH	99	1	34	26	76.5	1	41	24	58.5	1	35	22	62.9
	105041120	1009953	THANDOKHULU SEC	4	4	162	141	87.0	10	179	158	88.3	5	158	139	88.0
	105008404	1001207	THE LEADERSHIP COLLEGE	4	0	123	110	89.4	0	124	117	94.4	0	142	124	87.3
	103313335	1001167	TRAFALGAR SEC.	5	1	145	123	84.8	1	117	110	94.0	0	157	144	91.7
	103313416	1001169	VISTA HS.	5	4	51	34	66.7	0	72	54	75.0	0	64	35	54.7
	105315613	1009954	VISTA NOVA-SCHOOL	99	0	31	31	100.0	0	33	30	90.9	0	32	32	100.0
	105310311	1009955	VOORTREKKER HS.	5	2	109	104	95.4	0	92	86	93.5	1	125	116	92.8
	103313122	1001201	WALMER SEC.	5	6	58	47	81.0	0	46	35	76.1	0	66	58	87.9
	105310316	1009957	WESTERFORD HS.	5	0	173	173	100.0	0	171	171	100.0	0	176	176	100.0
	103323837	1001171	WINDERMERE SEK.	4	2	80	61	76.3	6	71	45	63.4	1	95	56	58.9
	105310317	1001172	WINDSOR HS.	5	5	118	106	89.8	2	130	122	93.8	0	121	114	94.2

WESTERN CAPE																	
					2019				2020				2021				
District Name	EMIS No	Centre No	Centre Name	Quintile	Progressed No	Total Wrote	Total Achieved	% Achieved	Progressed No	Total Wrote	Total Achieved	% Achieved	Progressed No	Total Wrote	Total Achieved	% Achieved
	103007511	1001178	Y2K COLLEGE	99	2	52	41	78.8	2	40	27	67.5	1	42	40	95.2
	103310328	1001174	ZONNEBLOEM NEST SENIOR SCHOOL	5	8	55	41	74.5	4	54	46	85.2	2	55	44	80.0
METRO EAST	100000054	1004494	ACADEMY PRIVATE SCHOOL	99	0	6	6	100.0	0	3	3	100.0	0	4	4	100.0
	100000609	1004489	APEX HIGH SCHOOL	5									0	155	131	84.5
	101310200	1002205	BELLVILLE HS.	5	0	204	204	100.0	0	191	191	100.0	0	201	201	100.0
	101303200	1002206	BELLVILLE HTS.	5	7	173	149	86.1	9	170	131	77.1	16	169	135	79.9
	101323764	1004401	BERNADINO HEIGHTS SEK.	5	21	275	264	96.0	10	246	234	95.1	4	269	250	92.9
	107323888	1004402	BLACKHEATH SEK.	5	15	96	58	60.4	8	92	55	59.8	8	117	69	59.0
	107007987	1004454	BLOEKOMBOS SEC	1	13	283	184	65.0	32	366	223	60.9	4	297	188	63.3
	101007208	1002242	BOSTON PRIVATE SCHOOL	5	1	45	38	84.4	0	34	28	82.4	0	49	44	89.8
	107310205	1004403	BRACKENFELL HS.	5	0	244	244	100.0	0	250	249	99.6	0	253	251	99.2
	106041121	1004404	BULUMKO SEC	3	41	122	56	45.9	32	142	56	39.4	23	150	71	47.3
	106008233	1004448	CENTRE OF SCIENCE AND TECHNOLOGY	3	6	104	94	90.4	2	110	90	81.8	3	105	102	97.1
	106041332	1004405	CHRIS HANI SEC	2	24	214	181	84.6	20	214	165	77.1	1	202	176	87.1
	107310218	1004407	DE KUILEN HS.	5	5	278	267	96.0	3	269	264	98.1	0	252	249	98.8
	101007546	1002272	DUNATOS PRIVAATSKOOL	99	0	16	16	100.0	0	10	10	100.0	0	21	21	100.0
	101310229	1004408	EBEN DONGES HS.	5	12	106	86	81.1	12	105	82	78.1	4	115	99	86.1
	107323861	1004409	EERSTERIVIER SEK.	5	12	146	90	61.6	30	156	83	53.2	16	154	106	68.8
	102323934	1004410	ESANGWENI SEC.	2	10	87	60	69.0	10	103	79	76.7	11	126	95	75.4
	107323853	1004412	FOREST HEIGHTS HS.	5	30	146	81	55.5	15	141	102	72.3	7	159	78	49.1
	107003389	1004414	GOOD HOPE HS	2	1	42	29	69.0	3	37	32	86.5	0	30	25	83.3
	110323438	1007709	GORDON SEK.	5	25	138	93	67.4	47	202	97	48.0	9	211	124	58.8
	103323918	1004443	HARRY GWALA SEC.	2	19	155	119	76.8	0	164	119	72.6	0	185	158	85.4
	107323136	1004415	HECTOR PETERSON SEC.	2	18	155	114	73.5	15	199	143	71.9	6	204	160	78.4
	110000838	1007712	HELDERBERG HIGH SCHOOL	99	1	31	31	100.0	0	30	29	96.7	0	20	20	100.0
	110310242	1007714	HOTTENTOTS-HOLLAND HS.	5	1	231	220	95.2	2	229	208	90.8	6	243	229	94.2
	106041318	1004419	INTLANGANISO SEC	2	52	62	55	88.7	13	171	115	67.3	27	168	117	69.6
	106324086	1006665	IQHAYIYA SEC	3	2	99	81	81.8	0	136	109	80.1	5	163	141	86.5
	107315607	1004420	JAN KRIEL-SKOOL	99	0	58	51	87.9	0	57	56	98.2	0	70	69	98.6
	106041220	1004421	JOE SLOVO SEC.	2	40	116	60	51.7	26	133	50	37.6	56	185	86	46.5
	111323942	1007718	KHANYOLWETHU SEC	3	20	244	177	72.5	34	190	108	56.8	11	245	151	61.6
	107323578	1004422	KLEINVLEI SEK.	5	11	155	68	43.9	10	115	51	44.3	1	131	67	51.1
	107323977	1004482	KUILS RIVER TECHNICAL SEC	4	17	140	120	85.7	0	101	79	78.2	3	156	100	64.1
	106323128	1004423	KWAMFUNDO SEC.	2	3	198	142	71.7	3	219	163	74.4	1	214	161	75.2
	106041101	1004424	LUHLAZA SEC	3	16	190	114	60.0	0	154	95	61.7	14	187	158	84.5
	110323527	1007724	MACASSAR SEK	5	9	66	45	68.2	15	92	57	62.0	5	142	91	64.1
	111007200	1007748	MADRASATUR RAJAA STRAND HS	99	0	44	40	90.9	0	36	31	86.1	0	47	32	68.1
	107323802	1004425	MALIBU SEK.	5	10	287	255	88.9	8	316	267	84.5	7	248	205	82.7
	106373435	1006651	MANYANO HS	3	0	161	151	93.8	9	204	195	95.6	5	269	249	92.6
	107393436	1004468	MASIBAMBANE SEC	1	17	283	239	84.5	12	305	273	89.5	15	265	225	84.9
	106041105	1004427	MASIYILE SENIOR SEC	3	0	144	118	81.9	0	191	156	81.7	0	273	205	75.1

WESTERN CAPE																	
					2019				2020				2021				
District Name	EMIS No	Centre No	Centre Name	Quintile	Progressed No	Total Wrote	Total Achieved	% Achieved	Progressed No	Total Wrote	Total Achieved	% Achieved	Progressed No	Total Wrote	Total Achieved	% Achieved
METRO EAST	106041102	1004428	MATTHEW GONIWE MEMORIAL HS.	2	30	82	63	76.8	23	161	76	47.2	8	187	136	72.7
	111008379	1007777	MONDEOR ECO SCHOOL	5	1	16	15	93.8	2	27	25	92.6	1	12	12	100.0
	100000583	1007751	MONTGOMERY AND MILLER ACADEMY	99	0	9	9	100.0	0	8	8	100.0	0	5	5	100.0
	101310264	1004429	MONUMENT PARK HS.	5	1	172	164	95.3	4	214	200	93.5	0	182	175	96.2
	101008201	1007739	NATURAL LEARNING ACADEMY	99	0	12	11	91.7	0	15	14	93.3	0	12	12	100.0
	100000328	1007742	NOMZAMO HIGH SCHOOL	3	34	100	66	66.0	15	142	82	57.7	0	149	99	66.4
	100000108	1004497	NORTHPINE TECHNICAL HS	5	4	8	5	62.5	1	17	11	64.7	4	57	35	61.4
	110310273	1007731	PAREL VALLEI HS.	5	0	252	252	100.0	0	231	231	100.0	2	240	240	100.0
	100000355	1004492	PROTEA HEIGHTS ACADEMY	5	0	80	79	98.8	1	100	89	89.0	2	112	103	92.0
	111323896	1007735	RUSTHOF SEK.	4	0	106	85	80.2	0	102	70	68.6	1	111	74	66.7
	107323748	1004432	SAREPTA SEK.	5	2	171	123	71.9	21	171	112	65.5	9	193	156	80.8
	101323039	1004433	SCOTTSDENE SEK.	5	11	171	115	67.3	7	109	72	66.1	5	121	82	67.8
	101323632	1004434	SCOTTSVILLE SEK.	5	5	82	48	58.5	24	88	26	29.5	2	89	57	64.0
	105008252	1004491	SILVERSANDS SEC.	4	8	110	101	91.8	14	146	94	64.4	4	143	118	82.5
	111322504	1007764	SIMANYENE SEC.	3	21	202	153	75.7	5	238	134	56.3	0	233	181	77.7
	110007280	1004444	SINAKO HIGH SCHOOL	2	25	221	98	44.3	24	129	86	66.7	15	220	117	53.2
	106323993	1006659	SIPHAMANDLA SEC.	3	23	171	149	87.1	11	152	133	87.5	3	231	216	93.5
	106323144	1006660	SIZIMISELE SEC.	3	12	101	49	48.5	9	144	93	64.6	9	170	123	72.4
	110007510	1007749	SOMERSET WEST PRIVATE SCHOOL	99	0	18	18	100.0	0	19	19	100.0	2	18	18	100.0
	100000272	1004406	SONEIKE HIGH SCHOOL	4	4	106	75	70.8	1	94	77	81.9	1	88	69	78.4
	111310327	1007740	STRAND HS	5	0	220	216	98.2	0	197	192	97.5	0	192	189	98.4
	111323721	1007741	STRAND SEK.	4	16	92	46	50.0	6	123	27	22.0	6	171	62	36.3
	103313947	1001166	THEMBELIHLE HS.	2	5	103	85	82.5	39	148	83	56.1	9	126	92	73.0
	107323187	1004483	TUSCANY GLEN SEC.	5	12	151	127	84.1	26	195	129	66.2	4	156	126	80.8
	103323926	1001168	USASAZO SEC.	2	1	155	147	94.8	12	224	180	80.4	10	203	162	79.8
	106041339	1004437	UXOLO HS.	3	30	112	79	70.5	29	161	88	54.7	17	235	169	71.9
	110007281	1007747	VALSBAAI HS	99	0	8	8	100.0	0	8	8	100.0	0	9	9	100.0
	107008016	1002279	WALLACEDENE SEC	3	28	107	61	57.0	13	128	75	58.6	24	194	125	64.4
	107324078	1004411	WEST BANK HS	3	1	86	48	55.8	6	106	65	61.3	3	68	36	52.9
	107008229	1004488	WESTERN CAPE SPORT SCHOOL	4	0	44	24	54.5	2	49	31	63.3	0	51	31	60.8
	110323780	1007745	ZANDVLIET HS.	5	12	122	80	65.6	11	115	82	71.3	3	107	69	64.5
	102483605	1001173	ZOLA SENIOR SEC	3	0	139	104	74.8	6	141	115	81.6	3	138	117	84.8
METRO NORTH	101324612	1002201	ATHLONE SKOOL VIR BLINDES	99	3	10	7	70.0	1	12	8	66.7	0	22	15	68.2
	132473316	1005501	ATLANTIS SEK.	5	3	249	196	78.7	3	255	197	77.3	1	255	181	71.0
	107008380	1002280	BARDALE SEC	2	13	156	136	87.2	16	180	151	83.9	3	225	195	86.7
	102483354	1002202	BEAUVALLON SEK	4	0	27	4	14.8	0	25	8	32.0	0	18	8	44.4
	101323500	1002203	BELHAR HIGH SCHOOL	5	8	177	152	85.9	12	167	127	76.0	2	139	117	84.2
	101323349	1002207	BELLVILLE-SUID SEK.	4	11	139	104	74.8	19	106	63	59.4	6	138	110	79.7
	102483370	1002208	BISHOP LAVIS SEK.	4	17	130	74	56.9	32	166	117	70.5	16	199	144	72.4
	103008009	1002261	BLOUBERGRANT SEC	5	2	103	94	91.3	0	98	97	99.0	0	105	102	97.1

WESTERN CAPE																	
District Name	EMIS No	Centre No	Centre Name	Quintile	2019				2020				2021			
					Progressed No	Total Wrote	Total Achieved	% Achieved	Progressed No	Total Wrote	Total Achieved	% Achieved	Progressed No	Total Wrote	Total Achieved	% Achieved
METRO NORTH	102310204	1002209	BOSMANSDAM HS.	5	5	136	130	95.6	2	129	124	96.1	1	153	152	99.3
	103310208	1001112	BUREN HS.	4	2	94	84	89.4	2	77	59	76.6	1	83	71	85.5
	103008276	1002231	CAPE TOWN STUDIES AND TOURS	99	0	8	7	87.5	0	8	8	100.0	0	11	9	81.8
	103000802	1001119	CBC ST JOHN'S PARKLANDS	5	0	44	43	97.7	0	26	26	100.0	0	32	32	100.0
	102062450	1002210	CRAVENBY SEC	5	6	104	89	85.6	2	123	105	85.4	7	121	93	76.9
	100000608	1004901	CURRO UITZICHT INDEPENDENT SCHOOL	2	0	7	7	100.0	0	11	9	81.8	0	16	15	93.8
	101310217	1002212	D F MALAN HS	5	0	212	212	100.0	0	197	197	100.0	0	225	225	100.0
	100000109	1005432	DELFT TECHNICAL HS	4	7	80	68	85.0	7	53	50	94.3	6	99	94	94.9
	101310227	1002213	DURBANVILLE HS.	5	0	188	186	98.9	0	176	175	99.4	0	184	183	99.5
	102310230	1002214	EDGEMEAD HS.	5	0	216	216	100.0	1	222	215	96.8	1	207	205	99.0
	102483419	1002215	ELSIESRIVIER SEK.	4	13	315	232	73.7	6	279	210	75.3	3	270	209	77.4
	102483427	1002216	ELSWOOD SEK.	4	7	56	31	55.4	27	74	62	83.8	6	87	75	86.2
	102007204	1002262	EMMANUEL CHRISTIAN ACADEMY	99	0	12	12	100.0	1	12	12	100.0	4	19	18	94.7
	101323616	1002217	EXCELSIOR SEK.	4	14	161	142	88.2	7	175	161	92.0	12	213	182	85.4
	102310231	1002218	FAIRBAIRN COLLEGE	5	1	178	173	97.2	0	163	161	98.8	0	192	188	97.9
	100000653	1002293	FAIRDALE HIGH SCHOOL	4									1	96	61	63.5
	101310232	1002219	FAIRMONT HS.	5	0	288	285	99.0	0	227	224	98.7	3	266	265	99.6
	100000122	1002291	FISANTEKRAAL HS	1	37	84	64	76.2	16	101	86	85.1	10	130	101	77.7
	101323373	1002220	FLORIDA SEK.	4	21	71	63	88.7	19	110	68	61.8	4	124	82	66.1
	102310219	1002211	GOODWOOD KOLLEGE	4	0	112	101	90.2	8	107	96	89.7	1	109	109	100.0
	107008334	1002281	HINDLE HS	4	11	144	135	93.8	11	162	142	87.7	11	177	136	76.8
	103373443	1002249	INKWENKWEZI SEC	3	14	168	136	81.0	13	209	144	68.9	10	183	136	74.3
	101007216	1002248	IQRA ACADEMY	99	0	23	13	56.5	0	21	14	66.7	0	5	4	80.0
	102310245	1002224	J.G. MEIRING HS.	5	5	185	172	93.0	0	173	154	89.0	2	178	160	89.9
	102483478	1002225	JOHN RAMSAY HS.	4	5	125	82	65.6	11	89	68	76.4	13	127	97	76.4
	101323586	1002226	KASSELSVLEI KOMPREHENSIEWE HS	4	24	96	68	70.8	24	100	67	67.0	20	127	90	70.9
	100000700	1005597	LAMBERTS BAY HIGH SCHOOL	5									3	68	59	86.8
	107007994	1002265	LEIDEN SEC.	4	9	137	111	81.0	9	177	146	82.5	13	201	160	79.6
	199042109	1004426	MANZOMTHOMBO SEC.	3	29	242	227	93.8	13	269	241	89.6	16	269	235	87.4
	102489220	1002227	MARIAN RC SEC.	4	12	60	50	83.3	0	40	33	82.5	4	54	49	90.7
	103313920	1001143	MASIBAMBISANE SEC.	4	21	153	85	55.6	22	173	123	71.1	31	242	164	67.8
	100000110	1002273	MELKBOS HIGH SCHOOL	5	0	144	144	100.0	0	124	122	98.4	0	148	146	98.6
	132008331	1002276	MELKBOSSTRAND PRIVATE SCHOOL	5	0	20	20	100.0	0	30	30	100.0	0	27	27	100.0
	100000305	1002263	MERIDIAN PINEHURST PRIVATE SCHOOL	99	0	60	60	100.0	0	58	57	98.3	0	68	66	97.1
	107008031	1002270	MFULENI SEC	3	13	181	149	82.3	14	192	141	73.4	15	242	175	72.3
	103310260	1001144	MILNERTON HS.	5	1	201	201	100.0	0	207	205	99.0	1	212	212	100.0
	100000594	1002275	MOUNTAIN VIEW ACADEMY - MONTE VISTA	99	0	5	4	80.0	0	8	8	100.0	0	13	13	100.0
	100000634	1002294	OAKLAND ACADEMY	99									0	3	3	100.0

WESTERN CAPE																	
					2019				2020				2021				
District Name	EMIS No	Centre No	Centre Name	Quintile	Progressed No	Total Wrote	Total Achieved	% Achieved	Progressed No	Total Wrote	Total Achieved	% Achieved	Progressed No	Total Wrote	Total Achieved	% Achieved
METRO NORTH	103007232	1002259	PARKLANDS COLLEGE	5	6	79	79	100.0	0	79	79	100.0	0	86	86	100.0
	101310274	1002228	PAROW HS.	5	2	212	200	94.3	1	208	192	92.3	2	158	154	97.5
	101323772	1002229	PERSEVERANCE SEK	4	0	90	72	80.0	9	65	51	78.5	14	79	62	78.5
	102310280	1002230	PRESIDENT HS.	5	1	115	109	94.8	2	133	123	92.5	3	141	139	98.6
	132473332	1005516	PROTEUS SEK	4	29	121	90	74.4	10	105	88	83.8	4	150	107	71.3
	102483532	1002232	RANGE SEK.	4	5	29	21	72.4	2	23	11	47.8	5	31	24	77.4
	101323624	1002233	RAVENSMEAD SEK.	4	13	116	96	82.8	14	109	82	75.2	1	112	102	91.1
	103008281	1002289	RIVERSIDE COLLEGE	5	0	10	9	90.0	0	8	8	100.0	0	13	13	100.0
	132473464	1005517	ROBINVALE HS	5	16	167	152	91.0	20	134	114	85.1	7	209	178	85.2
	107323101	1004431	ROSENDAAL SEK.	3	10	131	94	71.8	5	53	29	54.7	1	112	83	74.1
	132473324	1005518	SAXONSEA SEK.	4	30	140	132	94.3	8	141	126	89.4	6	183	164	89.6
	101007970	1002277	SHILOH CENTRE OF LEARNING	5					0	11	5	45.5	1	13	8	61.5
	107007096	1004435	SIMUNYE SEK.	4	45	169	99	58.6	6	148	118	79.7	9	162	121	74.7
	103353491	1002267	SINENJONGO HS	4	5	146	114	78.1	1	189	168	88.9	0	259	235	90.7
	102483591	1002234	ST. ANDREW'S SEK.	4	20	120	86	71.7	15	96	54	56.3	3	83	60	72.3
	101310326	1002235	STELLENBERG HS.	5	0	266	265	99.6	0	281	281	100.0	0	276	276	100.0
	103007427	1001183	SUNNINGDALE SCHOOL	99	2	10	10	100.0	1	8	7	87.5	0	8	8	100.0
	101323659	1002236	SYMPHONY SEK.	4	12	55	50	90.9	17	64	54	84.4	6	86	76	88.4
	103310307	1001164	TABLE VIEW HS.	5	0	172	167	97.1	0	178	160	89.9	0	182	174	95.6
	105315611	1001165	TAFELBERGSKOOL	99	0	32	32	100.0	0	28	28	100.0	1	30	30	100.0
	101310308	1002237	THE SETTLERS HS.	5	0	229	220	96.1	0	252	248	98.4	0	260	254	97.7
	101310310	1002238	TYGERBERG HS	5	2	122	118	96.7	1	104	103	99.0	3	181	179	98.9
	102483575	1002241	VALHALLA SEK	4	2	48	36	75.0	4	51	33	64.7	0	73	44	60.3
	107323845	1004438	VOORBRUG SEK.	3	11	117	75	64.1	9	117	72	61.5	5	163	123	75.5
METRO SOUTH	106493317	1006601	ALOE SEC.	5	31	166	113	68.1	13	200	118	59.0	8	198	131	66.2
	100000268	1009987	AZ BERMAN HIGH SCHOOL	4	24	61	39	63.9	17	95	62	65.3	2	97	62	63.9
	106493325	1006602	BEACON HILL SEC.	4	18	169	99	58.6	22	152	101	66.4	13	200	139	69.5
	105310201	1009903	BERGVLIET HS.	5	0	193	191	99.0	2	196	194	99.0	2	183	182	99.5
	105483613	1009947	CAPE ACADEMY FOR MATHS, SCIENCE AND TEC	5	1	63	52	82.5	0	63	51	81.0	3	101	89	88.1
	106493333	1006603	CEDAR SEC.	5	29	219	186	84.9	23	184	130	70.7	5	228	184	80.7
	105008291	1009972	CHRISTEL HOUSE SOUTH AFRICA	5	0	41	37	90.2	0	41	41	100.0	0	43	41	95.3
	105000822	1009956	CONSTANTIA WALDORF SCHOOL	5	0	26	26	100.0	0	16	16	100.0	0	20	20	100.0
	105313599	1009908	CRESTWAY SEC.	4	0	86	57	66.3	14	92	54	58.7	13	122	71	58.2
	106003396	1006612	DARUL ARQAM ISLAMIC HS	99	0	41	39	95.1	0	52	52	100.0	0	85	84	98.8
	100000030	1009984	DARUN NA'IM ACADEMY	99	0	17	17	100.0	0	11	11	100.0	0	18	18	100.0
	105314633	1009965	DOMINIKAANSE SKOOL VIR DOWES	99	0	4	4	100.0	0	8	8	100.0	0	3	3	100.0
	106042317	1006604	DR. NELSON R. MANDELA HS.	2	31	126	71	56.3	0	168	97	57.7	17	172	106	61.6
	105313769	1009913	FAIRMOUNT SEC.	5	18	87	64	73.6	14	90	74	82.2	11	115	81	70.4
	104314201	1009914	FISH HOEK HS.	5	0	181	178	98.3	0	189	188	99.5	0	180	176	97.8

WESTERN CAPE																	
					2019				2020				2021				
District Name	EMIS No	Centre No	Centre Name	Quintile	Progressed No	Total Wrote	Total Achieved	% Achieved	Progressed No	Total Wrote	Total Achieved	% Achieved	Progressed No	Total Wrote	Total Achieved	% Achieved
METRO SOUTH	100000286	1009986	FOCUS COLLEGE	99	0	68	48	70.6	1	68	55	80.9	1	95	71	74.7
	106493430	1006606	GLENDALE SEC.	4	6	141	104	73.8	1	118	92	78.0	8	174	150	86.2
	105313815	1009915	GRASSDALE HOeR	5	12	121	103	85.1	10	110	104	94.5	16	169	159	94.1
	105313408	1009916	GRASSY PARK SEC.	5	0	122	96	78.7	2	105	85	81.0	1	150	126	84.0
	105313467	1009920	HEATHFIELD HS	5	1	111	84	75.7	12	119	100	84.0	4	179	136	76.0
	105319228	1009923	IMMACULATA RK SEC.	5	3	83	78	94.0	2	65	59	90.8	3	75	70	93.3
	106323969	1006657	INTSEBENZISWANO SEC	2	35	160	126	78.8	10	216	167	77.3	9	190	144	75.8
	105313661	1009925	LAVENDER HILL HIGH SCHOOL	4	8	89	80	89.9	3	122	96	78.7	3	142	110	77.5
	106493392	1006610	LENTEGEUR SEC.	5	5	138	104	75.4	6	137	102	74.5	2	166	110	66.3
	105493341	1009927	LOTUS SEK.	5	0	27	16	59.3	4	25	19	76.0	0	29	22	75.9
	104373427	1009970	MASIPHUMELELE HS	3	4	193	128	66.3	6	154	125	81.2	1	179	115	64.2
	105000814	1001194	MICHAEL OAK WALDORF SCHOOL	5	0	21	21	100.0	0	21	21	100.0	0	22	22	100.0
	106493368	1006615	MONDALE HS.	5	2	264	259	98.1	0	237	236	99.6	0	232	228	98.3
	104310265	1009928	MUIZENBERG HS.	5	0	136	119	87.5	0	103	97	94.2	0	124	113	91.1
	106493554	1006658	NEW EISLEBEN SEC	3	24	198	137	69.2	22	287	197	68.6	13	304	200	65.8
	105310269	1009930	NORMAN HENSHILWOOD HS.	5	0	214	202	94.4	0	207	202	97.6	1	209	203	97.1
	105308363	1009988	OAKLEY HOUSE SCHOOL	99	0	10	10	100.0	0	5	5	100.0	0	6	6	100.0
	104313491	1009931	OCEAN VIEW SEC.	4	11	154	119	77.3	11	173	108	62.4	14	175	89	50.9
	106042203	1006616	OSCAR MPETHA HS	2	11	121	95	78.5	13	147	89	60.5	25	173	133	76.9
	106493503	1006617	OVAL NORTH SEC.	4	3	130	118	90.8	1	120	97	80.8	6	153	124	81.0
	105062454	1009932	PELICAN PARK HIGH SCHOOL	5	5	134	118	88.1	1	130	123	94.6	10	151	142	94.0
	106313939	1006618	PHAKAMA SEC.	2	21	94	80	85.1	16	132	86	65.2	6	182	116	63.7
	106008035	1009971	PHANDULWAZI HS.	3	12	201	137	68.2	5	190	131	68.9	4	221	170	76.9
	106008278	1006641	PHILLIPI SEC	2	0	187	106	56.7	0	163	116	71.2	10	178	105	59.0
	105310279	1009933	PLUMSTEAD HS.	5	3	163	156	95.7	1	159	147	92.5	1	154	150	97.4
	106493376	1006621	PORTLAND SEC.	5	11	255	224	87.8	10	214	174	81.3	6	238	210	88.2
	106493481	1006622	PRINCETON SEC.	5	11	121	79	65.3	22	140	71	50.7	18	179	103	57.5
	106493384	1006623	ROCKLANDS SEC.	5	1	243	203	83.5	0	232	194	83.6	1	252	233	92.5
	105007428	1009941	SHILOAH CHRISTIAN SCHOOL	5	0	13	13	100.0	0	13	11	84.6	0	11	11	100.0
	105313106	1009944	SIBELIUS HS.	5	20	124	90	72.6	5	109	58	53.2	4	119	88	73.9
	104312245	1009946	SIMON'S TOWN SCHOOL	5	1	81	71	87.7	0	73	66	90.4	0	99	89	89.9
	106041230	1006626	SINETHEMBA SEC.	2	21	229	139	60.7	29	265	140	52.8	13	278	154	55.4
	106042101	1006629	SITHEMBELE MATISO SEC	3	3	153	130	85.0	6	130	112	86.2	2	164	145	88.4
	106007098	1006635	SOPHUMELELA SEC	3	8	197	136	69.0	21	219	159	72.6	22	235	191	81.3
	105313351	1009949	SOUTH PENINSULA HS.	5	0	167	159	95.2	0	208	204	98.1	1	195	190	97.4
	106493422	1006628	SPINE ROAD HIGH SCHOOL.	5	10	200	198	99.0	3	306	300	98.0	1	290	288	99.3
	105000935	1009907	SPRINGFIELD CONVENT OF THE HOLY ROSARY	5	0	80	80	100.0	0	84	84	100.0	0	89	89	100.0
	105313521	1009950	STEENBERG SEC.	5	7	170	127	74.7	2	164	109	66.5	4	151	140	92.7
	106493406	1006631	STRANDFONTEIN SEK.	5	14	85	80	94.1	29	130	115	88.5	6	132	115	87.1
	106493414	1006632	TAFELSIG SEK.	4	22	107	87	81.3	16	121	81	66.9	3	125	90	72.0
	105008330	1009981	THE ORACLE ACADEMY	99	0	63	59	93.7	0	50	49	98.0	0	67	66	98.5

WESTERN CAPE																
District Name	EMIS No	Centre No	Centre Name	Quintile	2019				2020				2021			
					Progressed No	Total Wrote	Total Achieved	% Achieved	Progressed No	Total Wrote	Total Achieved	% Achieved	Progressed No	Total Wrote	Total Achieved	% Achieved
METRO SOUTH	106041343	1006634	VUYISEKA SEC.	2	3	136	89	65.4	13	165	102	61.8	0	190	141	74.2
	106493449	1006637	WESTRIDGE SEC.	5	13	161	130	80.7	12	147	105	71.4	3	172	139	80.8
	105313424	1009959	WITTEBOME HS.	5	5	147	102	69.4	0	113	80	70.8	0	130	73	56.2
	106493457	1006638	WOODLANDS SEC.	5	30	79	47	59.5	10	83	49	59.0	9	109	61	56.0
	105310318	1009960	WYNBERG BOYS' HS.	5	0	162	162	100.0	3	154	151	98.1	0	155	153	98.7
	105310321	1009961	WYNBERG GIRLS' HS.	5	0	160	160	100.0	0	163	161	98.8	0	187	185	98.9
	105313696	1009962	WYNBERG SEK.	5	0	92	82	89.1	2	165	143	86.7	3	100	85	85.0
	105313890	1009963	ZEEKOEVLEI SEC.	5	8	68	65	95.6	0	63	59	93.7	12	97	92	94.8
	106007102	1006636	ZISUKHANYO SEC.	3	10	146	96	65.8	7	143	89	62.2	2	198	139	70.2
	105310323	1009964	ZWAANSWYK HS.	5	0	121	113	93.4	0	91	82	90.1	0	116	101	87.1
OVERBERG	113333360	1008801	ALBERT MYBURGH SEK.	3	14	105	94	89.5	12	109	94	86.2	6	98	80	81.6
	117312200	1008804	BARRYDALE HS.	3	2	28	25	89.3	4	29	26	89.7	6	41	36	87.8
	113310206	1008808	BREDASDORP HS.	5	0	98	96	98.0	0	78	77	98.7	0	91	90	98.9
	114336734	1008885	DE RUST FUTURA AKADEMIE	3	1	59	52	88.1	0	57	41	71.9	0	62	56	90.3
	114310220	1008814	DE VILLIERS GRAAFF HS.	5	1	52	51	98.1	0	50	46	92.0	0	73	71	97.3
	114333328	1008817	EMIL WEDER SEK.	3	5	60	56	93.3	9	54	38	70.4	2	86	58	67.4
	115007999	1005537	GANSBAAI ACADEMIA	3	17	85	76	89.4	7	146	120	82.2	15	122	90	73.8
	114312224	1008821	GRABOUW HS.	4	0	43	41	95.3	0	46	35	76.1	0	54	48	88.9
	114333387	1008822	GROENBERG SEK.	4	8	273	212	77.7	8	220	153	69.5	8	206	166	80.6
	115333565	1008823	HAWSTON SEK.	3	11	89	72	80.9	0	115	87	75.7	0	124	94	75.8
	115310241	1008826	HERMANUS HS.	5	1	174	173	99.4	0	178	175	98.3	0	152	152	100.0
	115007810	1008879	NORTHCLIFF HOUSE COLLEGE	2	0	13	13	100.0	0	11	11	100.0	0	13	13	100.0
	117000842	1008838	OLYFKRANS COLLEGE.	99	0	12	12	100.0	0	10	10	100.0	0	13	13	100.0
	114310270	1008839	OVERBERG HS	5	0	86	86	100.0	0	97	96	99.0	0	88	87	98.9
	115333646	1008841	QHAYIYA SEC. SCHOOL	1	47	137	116	84.7	68	182	115	63.2	56	216	154	71.3
	114312243	1008842	RIVIERSONDEREND HS.	3	0	24	24	100.0	2	21	16	76.2	0	22	16	72.7
	114333336	1008846	SWARTBERG SEK.	3	6	84	71	84.5	0	78	61	78.2	4	103	80	77.7
	117310305	1008847	SWELLENDAM HS.	5	0	60	57	95.0	0	72	70	97.2	0	53	53	100.0
	117333417	1008848	SWELLENDAM SEK.	3	17	116	100	86.2	23	144	103	71.5	2	144	121	84.0
	100000288	1008914	UMYEZO WAMA APILE HS	1	29	177	107	60.5	29	159	122	76.7	35	201	127	63.2
	114333077	1008852	VILLIERSDORP SEK.	3	10	109	87	79.8	8	123	100	81.3	2	107	87	81.3
WEST COAST	136312208	1005503	AUGSBURG LANDBOUGIMNASIUM	5	0	45	43	95.6	0	61	56	91.8	0	48	48	100.0
	100000091	1005596	CEDERBERG ACADEMY	4	9	105	77	73.3	2	69	56	81.2	1	75	49	65.3
	136473472	1005505	CLANWILLIAM SEK.	3	4	89	83	93.3	4	84	64	76.2	3	104	86	82.7
	134473359	1005506	DIAZVILLE HS.	4	14	159	124	78.0	15	209	160	76.6	23	211	145	68.7
	135310225	1005507	DIRKIE UYS HS.	5	0	62	61	98.4	0	70	70	100.0	0	69	67	97.1
	131312226	1005509	HOPEFIELD HS.	5	2	96	96	100.0	2	95	94	98.9	1	88	88	100.0
	132473510	1005540	ILINGELETHU SEC	1	6	133	89	66.9	2	143	99	69.2	5	128	94	73.4
	100000124	1005532	LOUWVILLE HS	4	7	132	89	67.4	9	123	84	68.3	2	223	139	62.3
	138312229	1005510	LUTZVILLE HS.	5	0	39	39	100.0	0	35	35	100.0	0	41	41	100.0
	137312234	1005542	NUWERUS HS.	3	0	42	22	52.4	0	44	17	38.6	1	35	21	60.0

WESTERN CAPE																	
					2019				2020				2021				
District Name	EMIS No	Centre No	Centre Name	Quintile	Progressed No	Total Wrote	Total Achieved	% Achieved	Progressed No	Total Wrote	Total Achieved	% Achieved	Progressed No	Total Wrote	Total Achieved	% Achieved
WEST COAST	133312238	1005513	PIKETBERG HS.	5	0	60	59	98.3	0	49	48	98.0	0	68	67	98.5
	133312241	1005515	PORTERVILLE HS.	5	0	58	58	100.0	0	55	55	100.0	0	56	55	98.2
	132473405	1005519	SCHOONSPRUIT SEK.	4	21	207	184	88.9	12	193	159	82.4	0	241	202	83.8
	133473413	1005521	STEYNVILLE SEK.	4	19	204	127	62.3	14	181	115	63.5	11	210	145	69.0
	132310302	1005522	SWARTLAND HS.	5	1	146	144	98.6	1	154	153	99.4	0	138	138	100.0
	137312254	1005523	VANRHYNSDORP HS.	5	1	44	39	88.6	0	46	40	87.0	1	43	37	86.0
	133312257	1005524	VELDDRIF HS.	5	1	26	26	100.0	1	32	28	87.5	0	28	21	75.0
	134310314	1005525	VREDENBURG HS.	5	5	191	180	94.2	7	175	156	89.1	4	165	150	90.9
	138310312	1005526	VREDENDAL HS.	5	1	99	98	99.0	0	87	87	100.0	0	84	83	98.8
	138473421	1005527	VREDENDAL SEK.	3	8	163	129	79.1	4	154	123	79.9	0	181	138	76.2
	132470686	1005529	WESBANK SEK.	4	19	207	156	75.4	1	139	119	85.6	0	194	160	82.5
	134473456	1005530	WESTON SEK.	4	13	176	151	85.8	24	269	209	77.7	13	231	173	74.9

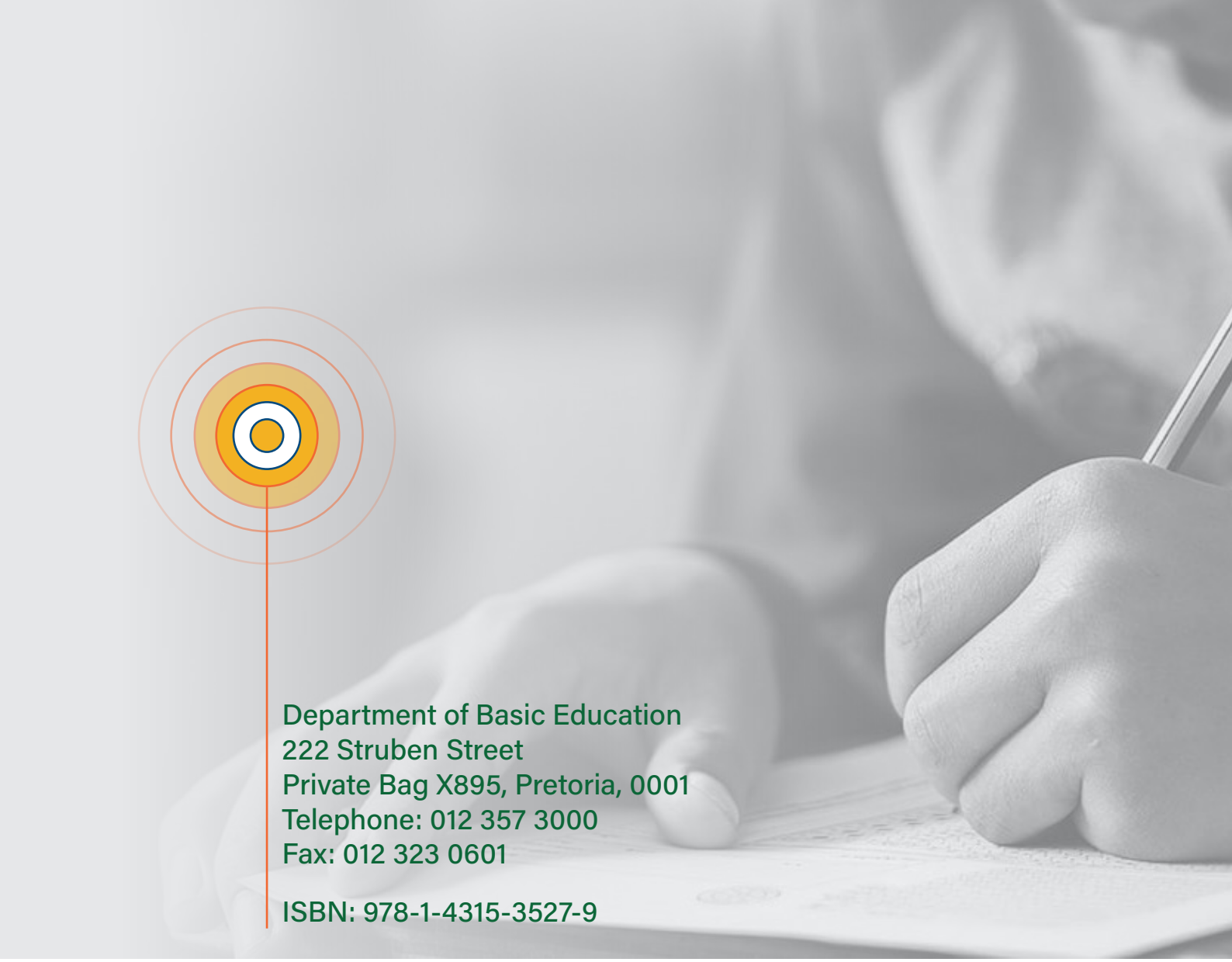

Department of Basic Education
222 Struben Street
Private Bag X895, Pretoria, 0001
Telephone: 012 357 3000
Fax: 012 323 0601

ISBN: 978-1-4315-3527-9

facebook:
www.facebook.com/BasicEd

twitter:
www.twitter.com/dbe_sa

website:
www.education.gov.za