



# 2024 NATIONAL SENIOR CERTIFICATE (NSC) SCHOOL SUBJECT REPORT



*Empowering Education Through Solidarity, Championing Equality, and Building a Sustainable Future Together.*



**basic education**

Department:  
Basic Education  
REPUBLIC OF SOUTH AFRICA



# Table of Contents

MINISTER'S FOREWORD .....	1
1. INTRODUCTION .....	3
2. SCOPE OF THE SUBJECTS REPORT .....	3
3. USE OF THE REPORT .....	3
4. SUMMARY OF CANDIDATES PERFORMANCE IN GATEWAY SUBJECTS .....	5
4.1 NATIONAL PERFORMANCE IN 11 MOST POPULAR SUBJECTS: 2020-2024.....	5
4.2 PROVINCIAL PERFORMANCE IN SELECTED SUBJECTS IN 2024 .....	6
5. INDIVIDUAL DISTRICT PERFORMANCE: 2024 .....	7
6. SCHOOL LEVEL SUBJECT PERFORMANCE PER PROVINCE: 2024 .....	12
EASTERN CAPE.....	12
FREE STATE .....	123
GAUTENG .....	160
KWAZULU-NATAL .....	257
LIMPOPO.....	435
MPUMALANGA.....	568
NORTHERN CAPE .....	627
NORTH WEST .....	643
WESTERN CAPE.....	690
SPONSORS.....	738

# MINISTER'S FOREWORD

I am proud to present the 2024 National Senior Certificate (NSC) Report. This occasion is not only a moment to recognise the accomplishments of our learners and the collective efforts and unwavering commitment of all stakeholders in the basic education sector, but it also an opportunity for us as a country to reflect on the health of our basic education system at the start of 2025. It is a pivotal moment in which we must reflect on the *quality* of the education outcomes we are achieving and what we need to do to expand access to quality in the schooling system for all learners.

As we reflect on the achievements and challenges encapsulated in this Report, we are reminded of the significance of education in shaping the future of our youth and, by extension, our country. The NSC is not just a certificate – it is a gateway to opportunities that empower our young people to pursue further education, enter the workforce and contribute to the socio-economic development of South Africa.

As a country we have been largely successful in improving access to basic education with 98% of all children between the ages of 7 and 15 years enrolled in schools. However, with Grade R becoming part of compulsory school attendance with effect from the 2025 school year, more work needs to be done urgently to ensure that we expand access to basic education from Grade R. This is no small feat and will require significant planning and investment and a renewed commitment to the well-being of our children.

While good progress has been made in expanding education access, we must turn our attention to improving the *quality* of the education that our learners receive. Learners must leave our schools with an education and a qualification that allows them to pursue higher education and training opportunities or enter the job market and ultimately thrive in either or both of those post-schooling endeavours.

When we assess the quality that our schooling system is able to achieve, we must consider various indicators of quality beyond those offered by NSC results. The recently released international benchmarking studies (including the Trends in International Mathematics and Science Study (TIMSS) and the Southern

and East Africa Consortium for Monitoring Educational Quality (SEACMEQ) assessment) and our own recently released South African Systemic Evaluation (SASE) results, for example, show that our learners in Grades 5 to 9 significantly underperform in relation to their global counterparts in Mathematics and Science. They also show that too many of our learners cannot read for meaning in any language by Grade 4.

Put simply, this means that too many learners progress through the basic education system without mastering foundational skills, particularly in literacy and numeracy, which are critical for performing well in gateway subjects, like Mathematics and Physical Sciences. These deficits accumulate over time, limiting learners' abilities to succeed in higher grades and in these gateway subjects and diminishing their prospects of accessing further education and employment opportunities. This trend manifests itself in the perennial decrease of enrolment in subjects such as Physical Sciences, Mathematics, Accounting and Economics, which are all subjects that are critical for a nation's ability to advance in science, innovation and economic development.

In response to these trends, the Department of Basic Education will embark on an urgent strategic reorientation of the system towards strengthening foundational learning. Furthermore, provinces, districts and schools must put together plans to arrest the decline of enrolment in critical subjects. The systemic interventions that we will undertake in this regard include expanding access to quality Early Childhood Development (ECD) for learners before they enter the basic education system and improving the quality of teaching and learning in the Foundation Phase.

This strategic reorientation towards ECD and the Foundation Phase will improve the quality of the learning outcomes we are able to achieve throughout the system. In doing so, we can expect to see more learners moving through our schooling system with greater confidence to take on and succeed in subjects that set them on a path for personal and professional success.

The release of the NSC results is an annual milestone that not only marks the culmination of years of hard work, dedication and resilience by our learners, but also serves as a testament to the unwavering commitment of educators, parents and communities across our nation.



As an education system, we continuously evaluate our progress in terms of the social justice principles of access, redress, equity, quality, efficiency and inclusivity. In the 2024 NSC examinations, we saw the following that show that we are making progress in upholding these principles:

- 615 429 candidates obtained the NSC – more than any other year in our history;
- 337 158 learners obtained Bachelor passes, of which 67% come from Quintile 1 to 3 schools (which are typically found in our poorer communities). This marks a 6.9% increase on the number of Bachelor passes achieved in 2023 and a notable improvement in the performance of Quintile 1 to 3 schools;
- 3 321 learners with special education needs obtained Bachelor passes;
- The total number of distinctions achieved increased by over 65 000 from 2023, with every province improving on the number of distinctions achieved provincially;
- More of our high schools achieved a pass rate of between 80% and 100% than in 2023 with the number of underperforming high schools decreasing;
- Every province improved on its performance from 2023 and achieved a pass rate above 80%; and
- 73 out of our 75 education districts achieved pass rates above 80%.

Mathematics and Physical Sciences are gateway subjects that are essential for South Africa's socio-economic development. In 2024, 69.1% of learners passed Mathematics, which is an increase from 63.5% in 2023. However, in Physical Sciences, whilst 75.6% of learners passed, this is a decrease from 76.2% in 2023. While the number and percentage of learners achieving distinctions in Mathematics increased in 2024 from 2023, the number and percentage of learners achieving distinctions in Physical Sciences has dropped.

The improvement in performance in Mathematics is encouraging. However, the decreasing participation rates in these key subjects, and the decrease in performance in Physical Sciences, highlight the urgent need to improve foundational literacy and numeracy to ensure that our schooling system produces learners who are confident and capable enough to choose and excel in Maths and Science subjects throughout their schooling career.

As we celebrate these remarkable results, let us remember that the success of our education system is not measured solely by statistics but by the lives transformed, the barriers broken and the futures unlocked. There is urgent and substantial work to be done to improve the quality of education outcomes that our schooling system must achieve. Let us recommit ourselves to working together to build a schooling system that leaves no learner behind and ensures that every child in South Africa has the opportunity to reach their full potential.



**MS S GWARUBE, MP**

**MINISTER OF BASIC EDUCATION**



# 1. Introduction

This report is a key component of the Department of Basic Education's (DBE) ongoing efforts to enhance the application of National Senior Certificate (NSC) results as an instrumental tool for school improvement. It compiles the subject results of all schools across the provinces into a single document, offering a streamlined and accessible resource for officials at both the provincial and district levels who engage with schools. This approach ensures that all stakeholders can readily access the data required for informed decision-making and support.

Focusing on the 11 core subjects, this report includes performance data for both 2023 and 2024, facilitating a robust comparative analysis of trends and outcomes. By presenting these results in this way, the DBE aims to provide deeper insights into the educational landscape, enabling targeted interventions and support where necessary.

Since its introduction in 2012, the Schools Subject Report has been widely praised by provincial and district officials as a vital tool. It is viewed as a comprehensive and reliable source of data for designing, assessing, and improving educational programmes at the local level. This report is most effective when read in conjunction with the following three essential documents on the 2024 NSC examination, which have been published by the DBE:

- a) The 2024 National Senior Certificate Examination Report, which offers a detailed overview of national results,
- b) The National Schools Report, which provides an in-depth analysis of school-level performance over the past three years,
- c) The National Diagnostic Reports, which offer a detailed breakdown of learner performance across the 11 Gateway Subjects, the 12 Home Languages, and Technical Subjects, highlighting areas of concern and recommending specific remedial actions to address underperformance.

Collectively, these four reports form a comprehensive and cohesive evaluation of the NSC, offering a multifaceted view of educational outcomes, strengths, and areas for improvement. They provide critical insights for stakeholders, enabling them to make evidence-based decisions that will drive positive educational reform and improved student performance across the country.

# 2. Scope of the Subjects Report

The Schools Subject Report presents performance data for the following 11 gateway subjects: Accounting, Agricultural Sciences, Business Studies, Economics, English First Additional Language (FAL), Geography, History, Life Sciences, Mathematical Literacy, Mathematics, and Physical Sciences.

The report begins with an analysis of candidates' performance in these gateway subjects at the national level over the past two years. This overview is followed by a detailed summary table, which outlines candidates' performance in each subject across the various education districts. The inclusion of this national performance data allows for a broader contextual understanding before delving into district-level specifics.

This comprehensive dataset is provided to every school, enabling them to assess their own progress and examine the factors contributing to any upward or downward trends in performance for the years 2023 and 2024. By comparing their results against district and national trends, schools are empowered to identify areas for improvement, assess the effectiveness of their educational strategies, and implement targeted interventions as needed.

# 3. Use of the report

This report is a valuable tool for school managers, subject advisors, curriculum specialists, and district planners, enabling them to analyse the performance of a school, cluster, circuit, or district at a subject level. While the Schools Performance Report provides an overview of a school's overall performance, this report allows for a deeper examination of subject-specific performance, offering clearer insights into areas of strength and concern.

The report is particularly useful in identifying subjects where performance is subpar, thus facilitating the planning of targeted interventions to address areas of weakness.

Moreover, the subject-level data provides school managers, subject advisors, and curriculum planners with the opportunity to explore patterns and correlations in learner performance across key subjects. For example, schools that perform well in one subject, such as Mathematics, should ideally demonstrate similar performance levels in related subjects like Physical Science. Where a lack of correlation is observed between such subjects, further investigation is warranted to understand the underlying causes.

This discrepancy could indicate issues such as teacher competency, differences in learner cohorts, or limitations in resources.

Furthermore, the overall performance results of a school often conceal the performance of individual teachers, which may allow some to evade accountability. The Schools Subject Report addresses this by re-establishing accountability at the teacher level. It provides a more granular view of performance, ensuring that teachers are held responsible for the outcomes in their specific subjects, thereby promoting improved teaching quality and learner outcomes.



# 4. Summary Of Candidates Performance In Gateway Subjects

## 4.1 NATIONAL PERFORMANCE IN 11 MOST POPULAR SUBJECTS: 2020-2024

Subject Description	Year														
	2020			2021			2022			2023			2024		
	Total Wrote	Achieved 30 - 100%	% Achieved at 30% and Above	Total Wrote	Achieved 30 - 100%	% Achieved at 30% and Above	Total Wrote	Achieved 30 - 100%	% Achieved at 30% and Above	Total Wrote	Achieved 30 - 100%	% Achieved at 30% and Above	Total Wrote	Achieved 30 - 100%	% Achieved at 30% and Above
Accounting	101,297	72,871	71.9	105,894	79,093	74.7	104,798	78,993	75.4	100,974	77,572	76.8	97,636	79,261	81.2
Agricultural Sciences	106,976	71,534	66.9	123,990	93,447	75.4	125,353	95,070	75.8	115,894	93,279	80.5	114,261	99,257	86.9
Business Studies	230,698	165,967	71.9	243,843	196,233	80.5	241,989	185,503	76.7	227,632	186,191	81.8	233,383	200,731	86.0
Economics	132,121	84,517	64.0	139,191	94,479	67.9	137,657	98,414	71.5	123,661	92,140	74.5	121,560	97,801	80.5
English First Additional Language	483,225	478,375	99.0	592,008	585,785	98.9	609,901	604,912	99.2	574,968	572,467	99.6	583,624	581,718	99.7
Geography	314,384	222,637	70.8	358,655	266,402	74.3	368,882	299,751	81.3	344,301	296,887	86.2	346,791	310,410	89.5
History	180,184	162,926	90.4	227,448	203,473	89.5	237,327	209,315	88.2	225,731	198,052	87.7	237,437	214,380	90.3
Life Sciences	354,806	235,443	66.4	384,216	274,584	71.5	399,007	285,217	71.5	379,024	286,708	75.6	374,722	302,793	80.8
Mathematical Literacy	374,199	285,759	76.4	441,067	328,382	74.5	450,005	385,515	85.7	421,835	347,227	82.3	442,741	380,994	86.1
Mathematics	262,893	132,922	50.6	259,143	149,177	57.6	269,734	148,346	55.0	262,016	166,337	63.5	251,488	173,774	69.1
Physical Sciences	193,948	119,273	61.5	196,968	135,915	69.0	209,004	155,877	74.6	206,399	157,368	76.2	200,715	151,839	75.6

## 4.2 PROVINCIAL PERFORMANCE IN SELECTED SUBJECTS IN 2024

Province Name	Accounting		Agricultural Sciences		Business Studies		Economics		English First Additional Language		Geography		History		Life Sciences		Mathematical Literacy		Mathematics		Physical Sciences	
	Total Wrote	% Achieved at 30% and Above	Total Wrote	% Achieved at 30% and Above	Total Wrote	% Achieved at 30% and Above	Total Wrote	% Achieved at 30% and Above	Total Wrote	% Achieved at 30% and Above	Total Wrote	% Achieved at 30% and Above	Total Wrote	% Achieved at 30% and Above	Total Wrote	% Achieved at 30% and Above	Total Wrote	% Achieved at 30% and Above	Total Wrote	% Achieved at 30% and Above	Total Wrote	% Achieved at 30% and Above
EASTERN CAPE	13,045	81.0	29,174	89.0	27,259	85.6	17,018	81.6	90,113	99.5	42,461	88.9	37,593	88.6	57,536	83.0	54,611	84.5	42,765	62.2	32,513	75.2
FREE STATE	8,045	84.1	2,436	87.0	14,165	86.5	7,351	78.3	32,371	99.9	16,155	93.5	8,331	94.0	16,252	88.0	22,480	91.9	12,242	73.2	9,999	77.4
GAUTENG	18,801	81.8	1,069	86.2	53,900	87.3	24,466	75.3	86,032	99.9	63,071	90.4	51,942	90.6	58,832	81.4	89,201	88.5	41,948	73.0	32,559	74.5
KWAZULU-NATAL	27,045	79.9	23,681	90.6	62,474	87.0	30,611	83.8	139,676	99.5	80,305	89.8	57,063	95.1	86,453	81.3	101,953	84.7	59,184	68.8	46,355	75.7
LIMPOPO	10,172	83.1	31,311	85.9	16,018	90.6	16,335	82.0	91,027	99.9	59,493	90.0	19,774	86.7	65,465	81.8	50,792	88.6	41,239	69.2	34,645	77.3
MPUMALANGA	8,827	78.4	17,872	83.6	17,791	80.4	9,198	82.2	59,440	99.3	29,161	87.5	15,013	83.3	38,957	78.2	37,706	83.5	26,140	66.4	23,681	73.7
NORTH WEST	4,425	81.9	6,788	80.7	11,572	87.2	6,476	85.7	36,054	99.9	25,674	89.0	12,670	90.4	20,450	78.8	28,706	86.6	10,497	73.9	8,965	76.3
NORTHERN CAPE	1,065	76.1	1,180	75.3	4,115	70.9	1,378	70.0	10,959	99.8	6,541	85.8	6,216	91.9	4,598	67.5	10,062	76.5	2,494	62.8	2,000	66.6
WESTERN CAPE	6,211	82.5	750	82.1	26,089	83.9	8,727	75.5	37,952	99.8	23,930	87.2	28,835	86.9	26,179	73.8	47,230	84.5	14,979	78.0	9,998	79.4
NATIONAL	97,636	81.2	114,261	86.9	233,383	86.0	121,560	80.5	583,624	99.7	346,791	89.5	237,437	90.3	374,722	80.8	442,741	86.1	251,488	69.1	200,715	75.6

## 5. Individual District Performance: 2024

Province Name	Province Districts	Accounting		Agricultural Sciences		Business Studies		Economics		English First Additional Language		Geography		History		Life Sciences		Mathematical Literacy		Mathematics		Physical Sciences	
		Total Wrote	% Achieved at 30% and Above	Total Wrote	% Achieved at 30% and Above	Total Wrote	% Achieved at 30% and Above	Total Wrote	% Achieved at 30% and Above	Total Wrote	% Achieved at 30% and Above	Total Wrote	% Achieved at 30% and Above	Total Wrote	% Achieved at 30% and Above	Total Wrote	% Achieved at 30% and Above	Total Wrote	% Achieved at 30% and Above	Total Wrote	% Achieved at 30% and Above	Total Wrote	% Achieved at 30% and Above
EASTERN CAPE	ALFRED NZO EAST	1,025	87.8	2,375	94.2	1,705	89.2	1,370	80.2	7,233	99.5	3,142	89.9	2,154	87.4	3,911	87.0	3,137	85.8	3,803	64.0	2,926	75.0
	ALFRED NZO WEST	1,534	81.3	4,077	90.0	2,187	90.7	2,260	78.5	9,836	99.5	4,484	91.5	3,511	90.9	6,305	83.0	4,304	85.1	5,456	54.5	4,075	72.5
	AMATHOLE EAST	1,181	80.6	3,558	92.4	1,723	94.7	1,720	91.0	8,142	99.7	2,738	91.5	2,930	91.2	5,986	87.3	3,688	87.3	4,502	63.3	3,372	79.2
	AMATHOLE WEST	308	85.7	2,505	83.6	1,180	83.9	589	77.6	4,173	99.2	1,361	82.1	2,002	84.3	2,328	77.5	3,518	80.8	851	58.3	630	76.5
	BUFFALO CITY	1,848	78.4	1,991	83.2	4,103	84.9	2,102	77.8	8,626	99.8	4,735	87.3	5,206	88.2	5,543	78.9	7,827	84.9	3,619	71.8	2,752	75.5
	CHRIS HANI EAST	722	82.5	2,378	92.1	1,219	92.8	900	83.9	5,073	99.8	2,471	90.4	1,466	87.4	3,318	87.9	2,559	90.0	2,362	65.5	1,819	79.4
	CHRIS HANI WEST	553	79.7	1,769	83.4	1,960	84.9	690	86.1	4,852	99.7	2,547	85.3	2,326	85.9	2,902	82.3	3,968	83.7	1,645	65.7	1,244	72.2
	JOE GQABI	369	74.5	1,216	89.3	1,101	85.0	609	77.3	3,892	99.6	1,807	87.5	1,388	89.6	2,305	81.6	2,664	85.1	1,393	66.5	1,179	75.5
	NELSON MANDELA METRO	1,506	84.1	268	81.7	5,793	81.3	1,480	77.6	8,279	99.7	3,513	86.3	5,647	85.0	4,529	81.3	8,942	86.9	2,985	74.5	2,163	78.1
	OR TAMBO COASTAL	1,950	80.3	4,164	90.6	2,790	90.7	2,550	84.8	13,451	99.1	7,253	90.6	4,465	91.5	8,918	84.6	5,609	84.0	7,528	55.0	5,412	73.7
	OR TAMBO INLAND	1,695	78.4	4,713	88.8	1,898	90.0	2,359	81.5	13,230	99.7	7,123	90.2	4,697	92.9	10,036	82.8	5,133	83.0	7,959	61.1	6,501	73.6
	SARAH BAARTMAN	354	79.7	160	50.6	1,600	66.3	389	78.1	3,326	99.2	1,287	83.0	1,801	84.8	1,455	66.9	3,262	75.2	662	72.5	440	82.7
FREE STATE	FEZILE DABI	1,078	85.4	193	94.3	2,135	84.3	1,040	82.8	5,184	100.0	2,456	94.3	1,719	95.4	2,382	90.3	3,614	93.9	1,798	75.3	1,490	75.2
	LEJWELEPUTSWA	1,764	82.1	301	75.7	3,222	86.8	2,039	73.9	6,551	99.9	3,934	91.8	1,903	90.7	3,170	85.6	4,885	90.7	2,534	66.9	2,043	71.9
	MOTHEO	2,450	84.8	580	89.0	4,718	85.9	2,360	74.4	9,657	100.0	4,034	92.3	2,842	94.7	4,178	89.8	7,450	89.9	3,547	77.1	2,644	80.5
	THABO MOFUTSANYANA	2,431	84.4	1,331	87.6	3,318	88.4	1,661	84.6	9,471	100.0	5,157	95.7	1,406	95.0	5,916	87.2	5,361	94.4	4,060	73.0	3,557	79.0
	XHARIEP	322	81.7	31	90.3	772	86.3	251	90.0	1,508	99.7	574	89.4	461	95.2	606	87.3	1,170	90.9	303	71.3	265	80.8

Province Name	Province Districts	Accounting		Agricultural Sciences		Business Studies		Economics		English First Additional Language		Geography		History		Life Sciences		Mathematical Literacy		Mathematics		Physical Sciences	
		Total Wrote	% Achieved at 30% and Above	Total Wrote	% Achieved at 30% and Above	Total Wrote	% Achieved at 30% and Above	Total Wrote	% Achieved at 30% and Above	Total Wrote	% Achieved at 30% and Above	Total Wrote	% Achieved at 30% and Above	Total Wrote	% Achieved at 30% and Above	Total Wrote	% Achieved at 30% and Above	Total Wrote	% Achieved at 30% and Above	Total Wrote	% Achieved at 30% and Above	Total Wrote	% Achieved at 30% and Above
GAUTENG	EKURHULENI NORTH	1,771	75.4	320	93.4	5,584	86.1	2,557	74.9	7,291	99.9	5,628	90.8	4,602	90.3	5,726	80.3	8,167	89.6	4,460	67.9	3,370	71.4
	EKURHULENI SOUTH	1,902	80.7	174	67.8	5,936	84.2	2,902	76.7	9,741	99.8	6,048	88.4	5,884	86.3	6,650	77.6	10,347	85.0	4,493	71.2	3,491	69.7
	GAUTENG EAST	1,198	70.8	20	85.0	3,795	78.1	2,098	60.2	7,227	99.8	4,705	86.3	3,932	90.9	3,447	73.9	6,858	81.5	2,287	60.5	1,884	60.6
	GAUTENG NORTH	260	90.8	71	77.5	1,081	86.1	447	86.6	1,828	100.0	1,383	93.1	466	97.0	979	84.5	1,511	90.8	629	71.5	541	71.3
	GAUTENG WEST	1,177	81.5	154	84.4	3,011	90.1	1,249	75.6	6,151	100.0	4,155	90.8	2,514	89.8	4,161	79.9	5,798	88.9	2,607	67.7	2,008	72.0
	JOHANNESBURG CENTRAL	1,660	83.1			4,676	91.6	2,008	79.0	5,458	100.0	4,972	90.0	4,888	89.1	4,630	79.1	7,091	89.6	2,847	70.2	2,145	72.4
	JOHANNESBURG EAST	1,404	83.7	71	94.4	4,071	86.1	1,758	76.3	4,488	100.0	5,130	91.8	4,397	91.3	4,718	82.6	6,302	90.1	3,221	75.8	2,411	77.2
	JOHANNESBURG NORTH	1,436	86.4	2	100.0	3,884	87.6	1,574	73.4	5,147	100.0	4,628	92.6	4,187	93.6	4,629	83.3	5,875	91.2	3,361	78.6	2,542	79.2
	JOHANNESBURG SOUTH	1,137	77.8	61	90.2	3,259	88.1	1,519	79.5	4,200	100.0	4,627	90.9	3,877	91.9	4,014	79.6	5,429	90.9	2,510	66.9	1,844	71.2
	JOHANNESBURG WEST	738	89.6			2,541	95.2	1,177	88.8	4,196	100.0	3,243	96.5	2,941	97.7	2,612	91.5	4,692	95.7	1,603	85.1	1,255	88.8
	SEDIBENG EAST	485	78.6	6	66.7	1,469	87.0	593	62.9	2,355	100.0	1,408	85.0	1,153	89.4	1,468	79.1	2,523	89.1	1,057	73.9	799	72.0
	SEDIBENG WEST	807	75.3	19	94.7	2,432	83.3	1,698	73.8	6,134	99.9	2,695	83.7	2,687	83.8	2,982	73.9	4,881	80.0	1,985	61.9	1,743	59.7
	TSHWANE NORTH	1,127	81.6	108	93.5	2,772	88.6	1,174	75.0	7,077	100.0	4,411	91.5	3,385	92.0	3,708	84.7	5,631	89.1	2,410	78.7	1,985	79.7
	TSHWANE SOUTH	2,296	88.4	8	100.0	5,829	89.2	2,037	76.0	8,104	100.0	5,198	90.7	4,322	91.6	5,089	87.5	8,154	91.0	5,250	85.1	3,861	85.2
	TSHWANE WEST	1,403	84.0	55	87.3	3,560	90.0	1,675	78.2	6,635	100.0	4,840	91.5	2,707	91.2	4,019	85.8	5,942	88.8	3,228	70.3	2,680	78.0




Province Name	Province Districts	Accounting		Agricultural Sciences		Business Studies		Economics		English First Additional Language		Geography		History		Life Sciences		Mathematical Literacy		Mathematics		Physical Sciences	
		Total Wrote	% Achieved at 30% and Above	Total Wrote	% Achieved at 30% and Above	Total Wrote	% Achieved at 30% and Above	Total Wrote	% Achieved at 30% and Above	Total Wrote	% Achieved at 30% and Above	Total Wrote	% Achieved at 30% and Above	Total Wrote	% Achieved at 30% and Above	Total Wrote	% Achieved at 30% and Above	Total Wrote	% Achieved at 30% and Above	Total Wrote	% Achieved at 30% and Above	Total Wrote	% Achieved at 30% and Above
KWAZULU-NATAL	AMAJUBA	1,553	82.9	798	92.1	3,490	90.2	1,391	83.0	7,971	99.9	5,073	91.2	3,186	96.5	4,797	80.7	5,377	89.8	3,163	74.3	2,447	80.8
	HARRY GWALA	1,001	84.3	1,757	94.8	2,741	83.7	1,137	83.7	7,330	99.5	4,409	90.0	3,595	95.4	3,701	85.7	5,143	85.5	2,349	72.8	1,905	76.6
	ILEMBE	1,513	77.9	1,009	88.1	3,977	85.1	1,872	83.6	8,787	99.3	3,822	88.0	3,120	93.3	4,379	77.0	6,221	81.9	2,971	63.1	2,230	71.1
	KING CETSHWAYO	2,530	80.4	4,194	90.8	5,677	86.4	2,876	85.3	17,302	99.4	8,923	87.8	5,016	93.4	10,600	79.0	10,583	82.7	7,636	67.1	6,276	73.8
	PINETOWN	2,893	80.7	451	84.9	7,192	86.4	2,627	85.0	12,743	99.5	7,542	89.4	7,838	95.5	7,188	84.5	12,825	85.4	5,092	73.4	3,643	79.0
	UGU	1,868	89.9	2,090	90.6	3,983	91.4	1,595	88.8	9,201	99.9	5,534	93.1	4,782	97.2	6,436	85.2	7,640	89.4	3,015	78.8	2,403	85.4
	UMGUNGUNDLOVU	2,406	80.6	1,449	90.8	5,638	84.6	2,551	83.8	9,707	99.7	7,222	91.1	5,045	96.1	7,018	81.6	8,565	86.5	4,372	72.6	3,221	78.4
	UMKHANYAKUDE	1,548	84.2	4,134	93.5	5,278	91.2	3,540	85.5	15,786	99.5	7,241	90.0	5,822	95.4	8,529	86.0	10,272	82.3	5,287	74.9	4,803	79.8
	UMLAZI	3,858	79.5	1,190	84.0	8,891	84.7	3,165	79.5	11,995	99.8	9,171	90.7	7,774	94.8	10,117	79.9	11,799	84.1	8,956	63.9	6,023	72.0
	UMZINYATHI	2,740	81.8	1,570	91.6	5,369	91.7	3,187	86.1	10,390	99.8	5,487	91.9	1,842	97.6	6,652	84.3	6,084	90.4	4,820	70.0	3,854	78.7
	UTHUKELA	2,334	75.4	1,421	87.9	4,041	83.4	2,320	80.6	10,826	99.2	7,466	90.0	4,501	96.0	6,979	76.7	7,054	84.8	4,529	64.5	3,571	73.8
	ZULULAND	2,801	69.8	3,618	88.6	6,197	86.3	4,350	82.7	17,638	98.8	8,415	86.6	4,542	91.8	10,057	78.2	10,390	79.1	6,994	62.9	5,979	69.4

Province Name	Province Districts	Accounting		Agricultural Sciences		Business Studies		Economics		English First Additional Language		Geography		History		Life Sciences		Mathematical Literacy		Mathematics		Physical Sciences	
		Total Wrote	% Achieved at 30% and Above	Total Wrote	% Achieved at 30% and Above	Total Wrote	% Achieved at 30% and Above	Total Wrote	% Achieved at 30% and Above	Total Wrote	% Achieved at 30% and Above	Total Wrote	% Achieved at 30% and Above	Total Wrote	% Achieved at 30% and Above	Total Wrote	% Achieved at 30% and Above	Total Wrote	% Achieved at 30% and Above	Total Wrote	% Achieved at 30% and Above	Total Wrote	% Achieved at 30% and Above
LIMPOPO	CAPRICORN NORTH	1,238	85.9	4,092	87.9	1,599	91.5	1,871	85.0	8,944	99.9	5,020	88.2	987	82.3	6,963	81.5	4,478	87.6	4,214	68.1	3,436	80.2
	CAPRICORN SOUTH	1,861	82.4	5,103	87.4	2,863	93.9	2,563	83.1	12,737	99.9	7,938	91.5	1,685	92.1	9,274	82.8	6,898	88.2	6,473	69.7	5,100	75.8
	MOGALAKWENA	583	86.6	1,711	87.7	1,165	92.1	851	80.6	4,926	99.9	2,608	89.4	577	86.3	3,300	87.2	2,814	86.7	2,009	69.3	1,715	82.4
	MOPANI EAST	939	86.3	3,409	83.9	1,549	95.2	1,428	87.7	9,285	99.9	6,371	89.5	2,676	87.6	6,538	81.9	5,730	89.2	3,621	69.7	3,125	77.7
	MOPANI WEST	729	84.4	2,055	87.2	1,445	91.5	1,884	81.8	8,692	99.9	5,963	89.4	3,155	87.2	5,302	82.5	5,799	90.0	3,082	74.0	2,529	80.2
	SEKHUKHUNE EAST	1,100	79.1	3,907	86.7	1,318	88.5	1,552	78.3	8,747	99.9	4,755	90.5	595	87.2	6,640	83.3	3,975	85.6	4,616	67.6	3,865	77.9
	SEKHUKHUNE SOUTH	976	75.7	4,973	84.0	1,762	80.0	2,003	72.4	9,843	99.8	5,251	88.8	1,020	84.0	7,766	78.9	5,219	87.7	4,852	61.8	4,050	75.8
	VHEMBE EAST	1,452	83.1	2,772	84.8	2,002	91.2	2,503	85.0	14,837	99.9	12,108	91.7	4,263	86.9	10,447	83.5	7,580	90.2	7,192	71.2	6,354	76.6
	VHEMBE WEST	1,059	85.3	2,640	84.4	1,433	93.9	1,310	83.3	9,667	99.9	7,556	90.1	3,681	87.5	7,603	78.2	5,822	90.9	4,089	70.4	3,521	75.7
	WATERBERG 2	235	91.1	649	84.3	882	85.3	370	83.2	3,349	99.9	1,923	83.4	1,135	77.3	1,632	77.0	2,477	84.4	1,091	75.1	950	70.3
MPUMALANGA	BOHLABELA	1,465	61.6	5,212	78.9	4,142	72.0	2,344	75.4	16,065	98.1	4,398	76.3	8,479	82.5	9,429	68.3	9,437	69.3	6,837	51.4	5,978	60.7
	EHLANZENI	2,762	82.2	8,060	85.9	3,461	85.8	1,869	91.5	15,590	99.6	9,515	89.6	2,594	80.0	12,064	80.9	10,308	87.6	6,461	70.6	5,880	77.7
	GERT SIBANDE	2,079	86.1	2,638	84.7	4,239	83.6	2,021	86.6	14,049	99.8	8,166	91.0	2,197	86.2	9,743	81.5	8,480	89.8	6,662	73.4	6,205	81.1
	NKANGALA	2,521	77.7	1,962	85.0	5,949	81.0	2,964	78.6	13,736	99.8	7,082	87.5	1,743	88.9	7,721	82.0	9,481	87.4	6,180	70.9	5,618	75.1
NORTH WEST	BOJANALA	2,121	84.7	1,235	84.7	5,288	88.2	2,758	89.3	15,627	99.9	11,418	89.8	6,153	91.3	7,274	80.8	11,849	87.7	4,932	75.4	4,329	75.2
	DR. K. KAUNDA	829	80.9	543	77.9	2,331	87.3	1,148	81.7	5,780	99.9	4,136	87.9	2,858	90.1	3,520	75.1	5,346	86.7	1,834	73.9	1,472	77.8
	DR. R.S. MOMPATI	456	73.5	1,716	79.4	1,156	83.9	780	82.9	5,669	99.8	3,814	85.8	1,909	87.7	3,374	77.3	4,543	82.9	1,167	70.1	986	79.9
	NGAKA M. MOLEMA	1,019	80.8	3,294	80.3	2,797	86.8	1,790	83.8	8,978	99.9	6,306	90.4	1,750	90.9	6,282	79.4	6,968	87.2	2,564	72.5	2,178	75.7

Province Name	Province Districts	Accounting		Agricultural Sciences		Business Studies		Economics		English First Additional Language		Geography		History		Life Sciences		Mathematical Literacy		Mathematics		Physical Sciences	
		Total Wrote	% Achieved at 30% and Above	Total Wrote	% Achieved at 30% and Above	Total Wrote	% Achieved at 30% and Above	Total Wrote	% Achieved at 30% and Above	Total Wrote	% Achieved at 30% and Above	Total Wrote	% Achieved at 30% and Above	Total Wrote	% Achieved at 30% and Above	Total Wrote	% Achieved at 30% and Above	Total Wrote	% Achieved at 30% and Above	Total Wrote	% Achieved at 30% and Above	Total Wrote	% Achieved at 30% and Above
NORTHERN CAPE	FRANCES BAARD	398	69.3	318	79.2	1,393	71.9	668	71.3	3,052	99.9	2,574	86.4	2,157	91.3	1,782	70.7	3,357	78.0	1,034	63.7	863	63.5
	JOHN TAOLO GAETSEWE	132	71.2	811	72.6	824	73.4	375	65.3	3,393	99.9	1,957	84.1	1,432	88.5	1,314	64.7	2,801	72.2	749	59.9	672	65.5
	Namakwa	123	84.6	6	50.0	471	67.7	23	39.1	807	100.0	522	92.0	289	96.9	354	59.3	655	90.4	130	68.5	78	71.8
	PIXLEY KA SEMA	167	82.0	29	100.0	811	66.1	150	85.3	1,453	99.9	630	85.6	860	94.5	611	63.2	1,280	81.7	182	79.1	132	84.1
	Z F MGCAWU	245	81.2	16	100.0	616	74.2	162	65.4	2,254	99.7	858	84.6	1,478	93.4	537	74.3	1,969	72.0	399	56.4	255	69.4
WESTERN CAPE	CAPE WINELANDS	1,070	87.2	212	87.7	3,352	79.7	1,015	74.2	7,507	99.7	3,235	81.7	3,929	79.0	3,309	67.8	6,868	79.6	2,018	81.6	1,296	84.8
	EDEN & CENTRAL KAROO	558	82.6	73	94.5	2,616	84.7	736	84.6	6,047	99.9	2,349	86.1	2,783	88.3	1,820	75.8	5,518	81.3	1,112	79.7	676	77.2
	METRO CENTRAL	939	84.6			4,355	83.4	1,659	75.2	2,843	99.7	4,048	88.2	4,965	89.8	4,625	75.5	6,749	84.5	2,927	78.8	1,980	81.9
	METRO EAST	1,189	80.8	181	77.9	4,449	87.8	1,962	80.1	8,061	99.8	4,440	89.3	4,834	89.4	5,226	76.3	8,450	87.2	2,815	78.9	2,054	77.5
	METRO NORTH	1,223	77.6	164	80.5	4,861	85.2	1,478	70.4	5,262	99.8	3,405	90.6	4,752	90.5	4,395	76.7	7,735	88.0	2,621	81.2	1,750	80.5
	METRO SOUTH	709	82.9	12	100.0	4,137	83.1	1,296	73.6	3,325	99.9	4,642	87.1	5,192	86.6	4,900	73.9	7,508	84.7	2,609	71.8	1,765	74.1
	OVERBERG	243	84.8	71	62.0	1,012	87.8	181	80.7	2,148	99.7	970	85.7	978	83.0	638	68.2	1,999	83.4	353	67.1	182	78.6
WEST COAST	280	82.5	37	86.5	1,307	76.2	400	64.5	2,759	100.0	841	84.3	1,402	78.3	1,266	62.2	2,403	85.6	524	72.3	295	81.7	

6. School Level Subject Performance Per Province: 2024

# Eastern Cape



Province Districts	Centre Name	Centre Number	Exam Date	Quintile	Accounting			Agricultural Sciences			Business Studies			Economics			English First Additional Language			Geography			History			Life Sciences			Mathematical Literacy			Mathematics			Physical Sciences			
					Total Wrote	Achieved 30 - 100%	% Achieved at 30% and Above	Total Wrote	Achieved 30 - 100%	% Achieved at 30% and Above	Total Wrote	Achieved 30 - 100%	% Achieved at 30% and Above	Total Wrote	Achieved 30 - 100%	% Achieved at 30% and Above	Total Wrote	Achieved 30 - 100%	% Achieved at 30% and Above	Total Wrote	Achieved 30 - 100%	% Achieved at 30% and Above	Total Wrote	Achieved 30 - 100%	% Achieved at 30% and Above	Total Wrote	Achieved 30 - 100%	% Achieved at 30% and Above	Total Wrote	Achieved 30 - 100%	% Achieved at 30% and Above	Total Wrote	Achieved 30 - 100%	% Achieved at 30% and Above				
ALFRED NZO EAST	A D TSHAYINGCA SECONDARY SCHOOL	4241001	2024	3	56	54	96.4	75	75	100.0	110	107	97.3	110	76	69.1	352	352	100.0	167	153	91.6	201	96	95.0	141	136	96.5	155	143	92.3	197	129	65.5	141	104	73.8	
		4241001	2023	3	46	46	100.0	55	54	98.2	94	71	75.5	94	70	74.5	275	274	99.6	126	112	88.9	63	60	95.2	117	114	97.4	111	100	90.1	164	117	71.3	118	100	84.7	
	BALENI SENIOR SECONDARY SCHOOL	4241002	2024	1	36	36	100.0	116	112	96.6	36	36	100.0	36	34	94.4	169	169	100.0	17	16	94.1				116	107	92.2	29	27	93.1	140	89	63.6	116	97	83.6	
		4241002	2023	1	36	32	88.9	78	76	97.4	36	34	94.4	36	32	88.9	125	125	100.0	11	10	90.9				78	65	83.3	11	11	100.0	114	48	42.1	78	62	79.5	
	BHOVULENGWE S S S	4241040	2024	1	80	68	85.0				130	126	96.9	124	104	83.9	130	130	100.0											80	72	90.0	50	19	38.0			
		4241040	2023	99	76	69	90.8				112	110	98.2	107	91	85.0	113	113	100.0											59	58	98.3	54	18	33.3			
	BIZANA SENIOR SECONDARY SCHOOL	4241003	2024	3	23	18	78.3	157	142	90.4	23	21	91.3	23	18	78.3	390	390	100.0	210	168	80.0	121	108	89.3	246	200	81.3	121	92	76.0	269	181	67.3	246	154	62.6	
		4241003	2023	3	24	19	79.2	119	104	87.4	24	21	87.5	24	20	83.3	293	292	99.7	150	132	88.0	89	84	94.4	180	155	86.1	89	70	78.7	204	155	76.0	180	130	72.2	
	CANGCI COMPREHENSIVE TECHNICAL HIGH	4241004	2024	1				54	50	92.6							173	169	97.7							54	51	94.4				65	56	86.2	65	46	70.8	
		4241004	2023	1				39	36	92.3							164	155	94.5							39	33	84.6				57	44	77.2	57	43	75.4	
	CHIEF DUMILE SENIOR SECONDARY SCHOOL	4241005	2024	1	38	36	94.7	106	100	94.3	50	50	100.0	69	64	92.8	179	179	100.0	72	65	90.3				83	71	85.5	96	91	94.8	83	55	66.3	50	46	92.0	
		4241005	2023	1	36	32	88.9	157	134	85.4	53	50	94.3	77	63	81.8	248	244	98.4	144	131	91.0				129	109	84.5	166	139	83.7	82	54	65.9	63	63	100.0	
	DUDUMENI HIGH SCHOOL	4241006	2023	1	34	34	100.0	41	39	95.1	34	30	88.2	34	24	70.6	136	135	99.3	61	50	82.0	61	56	91.8	102	85	83.3	61	57	93.4	75	52	69.3	41	31	75.6	
	DUMSI COMPREHENSIVE HIGH SCHOOL	4241007	2024	1	23	21	91.3	45	45	100.0	23	23	100.0	74	55	74.3	119	119	100.0	96	84	87.5	51	48	94.1	45	45	100.0	65	56	86.2	54	35	64.8	45	35	77.8	
		4241007	2023	1	34	25	73.5	34	32	94.1	34	28	82.4	81	66	81.5	114	114	100.0	80	70	87.5	47	43	91.5	34	33	97.1	54	35	64.8	61	30	49.2	34	21	61.8	
	ENQABENI SENIOR SECONDARY SCHOOL	4241008	2024	1	53	36	67.9	71	65	91.5	120	86	71.7	53	39	73.6	191	188	98.4	67	59	88.1	67	41	61.2	71	68	95.8	39	30	76.9	152	77	50.7	71	59	83.1	
4241008		2023	1	35	22	62.9	76	65	85.5	96	63	65.6	35	20	57.1	172	171	99.4	61	49	80.3	61	51	83.6	75	68	90.7				172	76	44.2	76	53	69.7		

Province Districts	Centre Name	Centre Number	Exam Date	Quintile	Accounting			Agricultural Sciences			Business Studies			Economics			English First Additional Language			Geography			History			Life Sciences			Mathematical Literacy			Mathematics			Physical Sciences		
					Total Wrote	Achieved 30 - 100%	% Achieved at 30% and Above	Total Wrote	Achieved 30 - 100%	% Achieved at 30% and Above	Total Wrote	Achieved 30 - 100%	% Achieved at 30% and Above	Total Wrote	Achieved 30 - 100%	% Achieved at 30% and Above	Total Wrote	Achieved 30 - 100%	% Achieved at 30% and Above	Total Wrote	Achieved 30 - 100%	% Achieved at 30% and Above	Total Wrote	Achieved 30 - 100%	% Achieved at 30% and Above	Total Wrote	Achieved 30 - 100%	% Achieved at 30% and Above	Total Wrote	Achieved 30 - 100%	% Achieved at 30% and Above	Total Wrote	Achieved 30 - 100%	% Achieved at 30% and Above			
ALFRED NZO EAST	ENYANISWENI SENIOR SECONDARY SCHOOL	4241036	2024	2	50	47	94.0	73	70	95.9	50	46	92.0				309	308	99.7	186	164	88.2	117	97	82.9	259	220	84.9	117	89	76.1	192	108	56.3	142	99	69.7
		4241036	2023	3	52	40	76.9	62	44	71.0	52	36	69.2				254	252	99.2	140	122	87.1	104	98	94.2	202	171	84.7	104	81	77.9	150	89	59.3	98	77	78.6
	GREENVILLE SENIOR SECONDARY SCHOOL	4241009	2024	1	53	25	47.2	63	59	93.7	53	34	64.2	53	24	45.3	169	166	98.2	53	46	86.8	53	44	83.0	116	65	56.0	93	66	71.0	76	55	72.4	63	44	69.8
		4241009	2023	1	54	33	61.1	47	47	100.0	54	35	64.8	54	32	59.3	167	162	97.0	66	59	89.4	66	55	83.3	113	56	49.6	112	84	75.0	55	45	81.8	47	31	66.0
	GUMZANA SENIOR SECONDARY SCHOOL	4241010	2024	1	50	49	98.0	69	69	100.0	50	50	100.0	50	50	100.0	271	271	100.0	151	151	100.0	157	156	99.4	64	62	96.9	185	174	94.1	86	61	70.9	64	64	100.0
		4241010	2023	3	39	39	100.0	105	103	98.1	39	39	100.0	39	37	94.9	232	232	100.0	88	88	100.0	129	129	100.0	65	59	90.8	162	148	91.4	71	57	80.3	65	65	100.0
	HLAMANDANA SENIOR SECONDARY SCHOOL	4241011	2024	2	12	12	100.0	27	24	88.9	61	54	88.5	60	45	75.0	202	199	98.5	114	96	84.2	97	85	87.6	44	40	90.9	138	102	73.9	64	43	67.2	44	30	68.2
		4241011	2023	2	51	37	72.5	20	19	95.0	62	59	95.2	62	53	85.5	180	180	100.0	99	81	81.8	83	73	88.0	36	33	91.7	115	78	67.8	66	44	66.7	36	30	83.3
	KWANIKWE SENIOR SECONDARY SCHOOL	4241042	2024	2													141	141	100.0	141	126	89.4	101	79	78.2	117	98	83.8	101	89	88.1	40	38	95.0	40	38	95.0
		4241042	2023	99													99	98	99.0	99	86	86.9	65	58	89.2	81	62	76.5	65	50	76.9	34	32	94.1	34	33	97.1
	MADIKIZELA SENIOR SECONDARY SCHOOL	4241012	2024	1	47	46	97.9	143	133	93.0	47	46	97.9	47	44	93.6	195	195	100.0	64	62	96.9				148	133	89.9	80	67	83.8	115	80	69.6	89	70	78.7
		4241012	2023	1	19	16	84.2	110	93	84.5	19	19	100.0	19	15	78.9	129	126	97.7	54	51	94.4				110	105	95.5	63	51	81.0	65	43	66.2	56	46	82.1
	MAJAVU SENIOR SECONDARY SCHOOL	4241013	2024	1	14	8	57.1	63	54	85.7	96	75	78.1	40	28	70.0	159	158	99.4	78	61	78.2	82	66	80.5	44	39	88.6	86	76	88.4	73	33	45.2	59	16	27.1
		4241013	2023	3	13	9	69.2	43	40	93.0	110	95	86.4	13	12	92.3	153	152	99.3	72	52	72.2	96	91	94.8	41	37	90.2	99	94	94.9	54	33	61.1	41	34	82.9
	MAQONGWANA SENIOR SECONDARY SCHOOL	4241014	2024	1													99	99	100.0	99	93	93.9	52	50	96.2	47	47	100.0	52	41	78.8	47	38	80.9	47	45	95.7
		4241014	2023	1													45	45	100.0	45	44	97.8	21	18	85.7	24	24	100.0	21	17	81.0	24	17	70.8	24	22	91.7



Province Districts	Centre Name	Centre Number	Exam Date	Quintile	Accounting			Agricultural Sciences			Business Studies			Economics			English First Additional Language			Geography			History			Life Sciences			Mathematical Literacy			Mathematics			Physical Sciences		
					Total Wrote	Achieved 30 - 100%	% Achieved at 30% and Above	Total Wrote	Achieved 30 - 100%	% Achieved at 30% and Above	Total Wrote	Achieved 30 - 100%	% Achieved at 30% and Above	Total Wrote	Achieved 30 - 100%	% Achieved at 30% and Above	Total Wrote	Achieved 30 - 100%	% Achieved at 30% and Above	Total Wrote	Achieved 30 - 100%	% Achieved at 30% and Above	Total Wrote	Achieved 30 - 100%	% Achieved at 30% and Above	Total Wrote	Achieved 30 - 100%	% Achieved at 30% and Above	Total Wrote	Achieved 30 - 100%	% Achieved at 30% and Above	Total Wrote	Achieved 30 - 100%	% Achieved at 30% and Above			
ALFRED NZO EAST	MARELANE SENIOR SECONDARY SCHOOL	4241015	2024	1	43	40	93.0	56	56	100.0	83	81	97.6	90	76	84.4	295	295	100.0	143	129	90.2	53	49	92.5	108	105	97.2	148	121	81.8	147	109	74.1	108	75	69.4
		4241015	2023	1	40	33	82.5	46	46	100.0	58	56	96.6	81	64	79.0	224	224	100.0	108	100	92.6	39	39	100.0	80	75	93.8	110	87	79.1	114	80	70.2	80	71	88.8
	MARINA COMPREHENSIVE HIGH SCHOOL	4241016	2024	1	35	35	100.0	34	33	97.1	95	89	93.7	35	35	100.0	249	248	99.6	120	93	77.5	146	139	95.2	70	64	91.4	147	115	78.2	102	54	52.9	68	47	69.1
		4241016	2023	1	39	36	92.3	33	29	87.9	95	88	92.6	48	37	77.1	234	234	100.0	96	89	92.7	120	117	97.5	74	63	85.1	120	90	75.0	113	44	38.9	75	56	74.7
	MDATYA SENIOR SECONDARY SCHOOL	4241017	2024	1	35	33	94.3	188	182	96.8	35	35	100.0	35	31	88.6	223	222	99.6	97	89	91.8				188	164	87.2	97	94	96.9	126	80	63.5	91	74	81.3
		4241017	2023	1	35	24	68.6	248	214	86.3	35	33	94.3	35	23	65.7	283	273	96.5	133	112	84.2				248	175	70.6	133	107	80.5	150	91	60.7	115	87	75.7
	MHLABI C H SCHOOL	4241018	2024	1				166	166	100.0							245	245	100.0	142	138	97.2				245	234	95.5	103	102	99.0	142	111	78.2	138	129	93.5
		4241018	2023	1				193	191	99.0							288	287	99.7	162	156	96.3				288	272	94.4	115	109	94.8	173	145	83.8	167	163	97.6
	MKOMANE SENIOR SECONDARY SCHOOL	4241039	2024	1	23	23	100.0	39	38	97.4	23	23	100.0	23	20	87.0	107	107	100.0	68	57	83.8	45	41	91.1	39	37	94.9	45	32	71.1	62	15	24.2	16	14	87.5
		4241039	2023	2	19	16	84.2	19	19	100.0	20	16	80.0	20	14	70.0	62	60	96.8	43	41	95.3	24	24	100.0	19	19	100.0	24	21	87.5	39	15	38.5			
	MNCWATHI S S S	4241041	2024	99	17	13	76.5				17	16	94.1	17	16	94.1	109	108	99.1	92	92	100.0	51	34	66.7	92	87	94.6	51	47	92.2	58	32	55.2	41	34	82.9
		4241041	2023	99	27	25	92.6				27	24	88.9	27	20	74.1	87	87	100.0	60	59	98.3	35	34	97.1	60	53	88.3	35	32	91.4	52	25	48.1	25	24	96.0
	MPENI SENIOR SECONDARY SCHOOL	4241019	2024	1	34	31	91.2	60	51	85.0	51	48	94.1	40	39	97.5	191	189	99.0	96	80	83.3	84	73	86.9	72	62	86.1	95	79	83.2	96	58	60.4	65	48	73.8
		4241019	2023	3	17	12	70.6	40	33	82.5	25	24	96.0	23	17	73.9	117	117	100.0	60	50	83.3	58	52	89.7	48	41	85.4	63	43	68.3	55	34	61.8	37	29	78.4
	MPONDOMBINI SENIOR SECONDARY SCHOOL	4241020	2024	2	30	30	100.0	101	100	99.0	132	103	78.0	82	49	59.8	233	231	99.1				102	70	68.6	101	87	86.1	102	89	87.3	131	106	80.9	101	67	66.3
		4241020	2023	2	25	22	88.0	102	99	97.1	94	84	89.4	63	48	76.2	196	196	100.0				69	64	92.8	102	87	85.3	69	67	97.1	127	96	75.6	102	78	76.5
	MZAMBA COMPREHENSIVE HIGH SCHOOL	4241021	2024	2	33	25	75.8	52	49	94.2	33	27	81.8	33	26	78.8	183	182	99.5	43	40	93.0	55	54	98.2	95	78	82.1	55	45	81.8	128	68	53.1	95	71	74.7
		4241021	2023	2	40	31	77.5	36	34	94.4	40	34	85.0	40	33	82.5	174	174	100.0	48	43	89.6	51	51	100.0	84	72	85.7	51	38	74.5	124	82	66.1	84	72	85.7

Province Districts	Centre Name	Centre Number	Exam Date	Quintile	Accounting			Agricultural Sciences			Business Studies			Economics			English First Additional Language			Geography			History			Life Sciences			Mathematical Literacy			Mathematics			Physical Sciences		
					Total Wrote	Achieved 30 - 100%	% Achieved at 30% and Above	Total Wrote	Achieved 30 - 100%	% Achieved at 30% and Above	Total Wrote	Achieved 30 - 100%	% Achieved at 30% and Above	Total Wrote	Achieved 30 - 100%	% Achieved at 30% and Above	Total Wrote	Achieved 30 - 100%	% Achieved at 30% and Above	Total Wrote	Achieved 30 - 100%	% Achieved at 30% and Above	Total Wrote	Achieved 30 - 100%	% Achieved at 30% and Above	Total Wrote	Achieved 30 - 100%	% Achieved at 30% and Above	Total Wrote	Achieved 30 - 100%	% Achieved at 30% and Above	Total Wrote	Achieved 30 - 100%	% Achieved at 30% and Above			
ALFRED NZO EAST	NCURA SECONDARY SCHOOL	4241035	2024	1				96	91	94.8	87	78	89.7				183	183	100.0	40	35	87.5	40	40	100.0	56	50	89.3	127	114	89.8	56	38	67.9	56	45	80.4
		4241035	2023	3				29	28	96.6	74	68	91.9				103	103	100.0							29	27	93.1	74	66	89.2	29	19	65.5	29	23	79.3
	NGALONKULU SENIOR SECONDARY SCHOOL	4241022	2024	1	15	14	93.3	47	36	76.6	28	22	78.6	15	12	80.0	85	85	100.0	40	38	95.0	30	30	100.0	40	32	80.0	30	28	93.3	55	29	52.7	40	34	85.0
		4241022	2023	1	14	13	92.9	41	35	85.4	30	21	70.0	14	5	35.7	73	72	98.6	18	17	94.4	16	15	93.8	43	36	83.7	30	25	83.3	43	28	65.1	43	37	86.0
	NOMAGQWATHEKANA COMP TECH HIGH SCHOOL	4241023	2024	1				40	34	85.0							61	61	100.0	45	38	84.4				61	57	93.4	16	14	87.5	45	21	46.7	37	37	100.0
		4241023	2023	1				38	27	71.1							55	55	100.0	38	28	73.7				55	43	78.2	16	10	62.5	39	16	41.0	34	31	91.2
	NONGEKE SENIOR SECONDARY SCHOOL	4241024	2024	1	14	9	64.3				14	14	100.0	14	12	85.7	251	251	100.0	150	142	94.7	127	114	89.8	237	202	85.2	127	121	95.3	124	72	58.1	110	71	64.5
		4241024	2023	1													171	170	99.4	117	111	94.9	83	73	88.0	172	141	82.0	83	64	77.1	89	49	55.1	89	67	75.3
	NONKQUBELA SENIOR SECONDARY SCHOOL	4241037	2024	2	25	25	100.0	65	60	92.3	25	25	100.0	25	22	88.0	178	176	98.9	88	73	83.0	88	78	88.6	65	58	89.2	88	68	77.3	90	61	67.8	65	46	70.8
		4241037	2023	1	24	23	95.8	37	36	97.3	24	24	100.0	24	19	79.2	152	150	98.7	91	64	70.3	89	72	80.9	39	38	97.4	89	66	74.2	63	39	61.9	39	30	76.9
	NTABEZULU SENIOR SECONDARY SCHOOL	4241025	2024	1	21	19	90.5	47	47	100.0	47	47	100.0	47	47	100.0	200	200	100.0	106	99	93.4	65	62	95.4	153	120	78.4	91	84	92.3	109	82	75.2	88	60	68.2
		4241025	2023	1	21	19	90.5	35	35	100.0	57	57	100.0	57	54	94.7	179	178	99.4	87	77	88.5	50	47	94.0	122	102	83.6	86	74	86.0	93	62	66.7	72	60	83.3
	NTUKAYI SENIOR SECONDARY SCHOOL	4241026	2024	1	18	17	94.4	24	23	95.8	38	29	76.3	38	33	86.8	136	134	98.5	74	69	93.2	38	32	84.2	98	64	65.3	58	49	84.5	79	34	43.0	24	15	62.5
		4241026	2023	1	15	13	86.7	30	25	83.3	43	37	86.0	44	34	77.3	144	141	97.9	71	64	90.1	31	26	83.9	101	58	57.4	61	38	62.3	85	31	36.5	30	23	76.7
	OLIVER TAMBO TECH SCHOOL	4241027	2024	1													87	84	96.6													30	23	76.7	30	27	90.0
		4241027	2023	1													51	51	100.0													20	19	95.0	20	19	95.0
	PHAKAMA UKHANYE KINGDOM SECONDARY SC	4242001	2024	99	4	4	100.0				4	4	100.0	4	4	100.0				15	15	100.0				15	15	100.0				19	6	31.6	15	7	46.7
		4242001	2023	99	1	0	0.0				1	1	100.0	1	0	0.0				9	7	77.8				9	6	66.7				10	4	40.0	9	3	33.3

Province Districts	Centre Name	Centre Number	Exam Date	Quintile	Accounting			Agricultural Sciences			Business Studies			Economics			English First Additional Language			Geography			History			Life Sciences			Mathematical Literacy			Mathematics			Physical Sciences					
					Total Wrote	Achieved 30 - 100%	% Achieved at 30% and Above	Total Wrote	Achieved 30 - 100%	% Achieved at 30% and Above	Total Wrote	Achieved 30 - 100%	% Achieved at 30% and Above	Total Wrote	Achieved 30 - 100%	% Achieved at 30% and Above	Total Wrote	Achieved 30 - 100%	% Achieved at 30% and Above	Total Wrote	Achieved 30 - 100%	% Achieved at 30% and Above	Total Wrote	Achieved 30 - 100%	% Achieved at 30% and Above	Total Wrote	Achieved 30 - 100%	% Achieved at 30% and Above	Total Wrote	Achieved 30 - 100%	% Achieved at 30% and Above	Total Wrote	Achieved 30 - 100%	% Achieved at 30% and Above						
ALFRED NZO EAST	QADU SENIOR SECONDARY SCHOOL	4241043	2024	1	30	20	66.7	87	79	90.8	30	24	80.0	30	20	66.7	192	188	97.9	75	72	96.0	80	65	81.3	162	139	85.8	102	84	82.4	90	72	80.0	83	77	92.8			
		4241043	2023	99	46	33	71.7	96	79	82.3	46	40	87.0	46	33	71.7	203	202	99.5	61	58	95.1	62	53	85.5	157	122	77.7	77	60	77.9	126	67	53.2	95	80	84.2			
	QOBO AHS	4241038	2024	1				42	31	73.8							42	41	97.6							42	29	69.0				42	22	52.4	42	31	73.8			
		4241038	2023	99				43	31	72.1							43	43	100.0							43	26	60.5				43	27	62.8	43	31	72.1			
	SHUKUMA SENIOR SECONDARY SCHOOL	4241028	2024	1	17	14	82.4	42	42	100.0	17	17	100.0	17	15	88.2	131	131	100.0	72	72	100.0	38	35	92.1	76	69	90.8	55	45	81.8	76	45	59.2	75	61	81.3			
		4241028	2023	1	21	16	76.2	31	28	90.3	21	21	100.0	21	18	85.7	112	112	100.0	60	59	98.3	34	34	100.0	57	47	82.5	34	25	73.5	78	29	37.2	57	42	73.7			
	SITHUKUTHEZI SENIOR SECONDARY SCHOOL	4241029	2024	1	9	8	88.9	40	40	100.0	9	9	100.0	34	20	58.8	74	74	100.0	25	22	88.0	25	24	96.0	40	40	100.0	25	22	88.0	49	36	73.5	40	32	80.0			
		4241029	2023	1	10	10	100.0	37	35	94.6	10	9	90.0	39	33	84.6	76	76	100.0	29	28	96.6	29	29	100.0	37	37	100.0	29	26	89.7	47	36	76.6	37	28	75.7			
	THEMBALESIZWE COM TECH	4241030	2024	1	50	47	94.0										102	102	100.0							50	45	90.0				50	28	56.0	50	34	68.0			
		4241030	2023	1	34	32	94.1										101	94	93.1							34	30	88.2				34	23	67.6	34	20	58.8			
	VUKAYIBAMBE SENIOR SECONDARY SCHOOL	4241031	2024	1	13	13	100.0	32	29	90.6	14	14	100.0	14	13	92.9	82	82	100.0	36	36	100.0	20	20	100.0	49	42	85.7	29	29	100.0	53	28	52.8	49	35	71.4			
		4241031	2023	1	13	12	92.3	13	13	100.0	13	13	100.0	13	13	100.0	64	64	100.0	38	37	97.4	20	20	100.0	31	31	100.0	33	32	97.0	32	20	62.5	31	26	83.9			
	VUKUZENZELE SPECIAL SCHOOL	4243032	2024	99							6	5	83.3	6	3	50.0	6	6	100.0											6	4	66.7								
		4243032	2023	99							8	8	100.0	8	8	100.0	8	8	100.0											8	7	87.5								
	VULINDLELA COMP TECH	4241033	2024	3							36	25	69.4				151	151	100.0										47	43	91.5	35	31	88.6	47	34	72.3	47	35	74.5
		4241033	2023	3							42	28	66.7				145	141	97.2										34	26	76.5	42	32	76.2	34	23	67.6	34	23	67.6

Province Districts	Centre Name	Centre Number	Exam Date	Quintile	Accounting			Agricultural Sciences			Business Studies			Economics			English First Additional Language			Geography			History			Life Sciences			Mathematical Literacy			Mathematics			Physical Sciences		
					Total Wrote	Achieved 30 - 100%	% Achieved at 30% and Above	Total Wrote	Achieved 30 - 100%	% Achieved at 30% and Above	Total Wrote	Achieved 30 - 100%	% Achieved at 30% and Above	Total Wrote	Achieved 30 - 100%	% Achieved at 30% and Above	Total Wrote	Achieved 30 - 100%	% Achieved at 30% and Above	Total Wrote	Achieved 30 - 100%	% Achieved at 30% and Above	Total Wrote	Achieved 30 - 100%	% Achieved at 30% and Above	Total Wrote	Achieved 30 - 100%	% Achieved at 30% and Above	Total Wrote	Achieved 30 - 100%	% Achieved at 30% and Above	Total Wrote	Achieved 30 - 100%	% Achieved at 30% and Above			
ALFRED NZO EAST	WINNIE MANDELA COMPTech SENIOR SECON	4241034	2024	1											42	41	97.6															15	3	20.0	15	11	73.3
		4241034	2023	1											53	52	98.1															15	2	13.3	15	12	80.0
	ZAMOKUHLE SPECIAL SCHOOL	4243035	2024	99							8	8	100.0	8	2	25.0	8	8	100.0				8	8	100.0			8	5	62.5							
		4243035	2023	99							8	8	100.0	8	7	87.5	8	8	100.0				8	8	100.0			8	8	100.0							
	ZWELONKE SECONDARY SCHOOL	4241046	2024	3	24	24	100.0	55	53	96.4	24	24	100.0	24	23	95.8	139	139	100.0	60	51	85.0	60	44	73.3	115	99	86.1	60	56	93.3	79	70	88.6	55	31	56.4
ALFRED NZO WEST	ADVENT COMPREHENSIVE SCHOOL	4252085	2024	99				7	6	85.7	12	10	83.3	3	0	0.0	25	25	100.0	32	29	90.6	14	13	92.9	25	19	76.0	17	15	88.2	18	12	66.7	12	9	75.0
		4252085	2023	99	2	2	100.0	8	5	62.5	5	5	100.0	2	2	100.0	24	24	100.0	21	19	90.5	6	6	100.0	19	9	47.4	12	10	83.3	13	7	53.8	12	7	58.3
	ARTHUR NGUNGA SENIOR SECONDARY SCHOOL	4251001	2024	2	5	4	80.0	58	34	58.6	75	42	56.0	43	33	76.7	113	110	97.3	50	35	70.0	75	68	90.7	108	41	38.0	75	47	62.7	38	23	60.5	38	18	47.4
		4251001	2023	2	16	9	56.3	45	40	88.9	54	37	68.5	57	41	71.9	95	95	100.0	34	28	82.4	54	51	94.4	79	50	63.3	46	44	95.7	49	23	46.9	41	21	51.2
	AZARIEL SENIOR SECONDARY SCHOOL	4251002	2024	1				20	18	90.0							85	85	100.0	65	59	90.8	62	59	95.2	47	39	83.0	62	47	75.8	23	19	82.6	23	15	65.2
		4251002	2023	1				30	27	90.0							102	102	100.0	72	61	84.7	72	64	88.9	44	32	72.7	72	56	77.8	29	22	75.9	29	23	79.3
	BERGVIEW COLLEGE	4252003	2024	99							15	14	93.3							17	17	100.0				25	25	100.0	13	13	100.0	24	18	75.0	22	20	90.9
		4252003	2023	99	5	3	60.0				16	15	93.8							15	15	100.0				26	22	84.6	18	18	100.0	25	17	68.0	20	17	85.0
	BONXA HIGH SCHOOL	4251004	2024	2	37	15	40.5	46	42	91.3	37	34	91.9	37	28	75.7	198	192	97.0	106	73	68.9	60	51	85.0	46	37	80.4	60	37	61.7	83	42	50.6	46	41	89.1
		4251004	2023	2	32	29	90.6	59	51	86.4	32	29	90.6	32	26	81.3	205	199	97.1	118	102	86.4	59	53	89.8	59	46	78.0	59	46	78.0	91	49	53.8	59	41	69.5
BROOKSNEK SENIOR SECONDARY SCHOOL	4251005	2024	2							32	31	96.9	32	30	93.8	32	32	100.0				32	30	93.8	32	29	90.6	32	32	100.0							
	4251005	2023	2							14	12	85.7	25	19	76.0	25	25	100.0				14	14	100.0	11	11	100.0	14	13	92.9	11	9	81.8	11	8	72.7	

Province Districts	Centre Name	Centre Number	Exam Date	Quintile	Accounting			Agricultural Sciences			Business Studies			Economics			English First Additional Language			Geography			History			Life Sciences			Mathematical Literacy			Mathematics			Physical Sciences		
					Total Wrote	Achieved 30 - 100%	% Achieved at 30% and Above	Total Wrote	Achieved 30 - 100%	% Achieved at 30% and Above	Total Wrote	Achieved 30 - 100%	% Achieved at 30% and Above	Total Wrote	Achieved 30 - 100%	% Achieved at 30% and Above	Total Wrote	Achieved 30 - 100%	% Achieved at 30% and Above	Total Wrote	Achieved 30 - 100%	% Achieved at 30% and Above	Total Wrote	Achieved 30 - 100%	% Achieved at 30% and Above	Total Wrote	Achieved 30 - 100%	% Achieved at 30% and Above	Total Wrote	Achieved 30 - 100%	% Achieved at 30% and Above	Total Wrote	Achieved 30 - 100%	% Achieved at 30% and Above			
ALFRED NZO WEST	BUFFALO NEK SECONDAR SCHOOL	4251094	2024	2				14	13	92.9						59	59	100.0	21	21	100.0	32	29	90.6	59	39	66.1	32	29	90.6	27	23	85.2	27	19	70.4	
	CEDARVILLE PUBLIC SCHOOL	4251006	2024	2	2	2	100.0				2	2	100.0	2	2	100.0	45	45	100.0	43	35	81.4	30	26	86.7	43	25	58.1	30	27	90.0	15	7	46.7	13	6	46.2
		4251006	2023	2	6	6	100.0				6	6	100.0	6	6	100.0	47	47	100.0	41	38	92.7	31	30	96.8	41	26	63.4	31	29	93.5	16	7	43.8	10	9	90.0
	COLANA SENIOR SECONDARY SCHOOL	4251007	2024	1	43	16	37.2				43	30	69.8	43	12	27.9	95	84	88.4	49	35	71.4	95	63	66.3	51	32	62.7				95	5	5.3	52	14	26.9
		4251007	2023	1	18	14	77.8	18	7	38.9	18	16	88.9	18	12	66.7	76	74	97.4	40	31	77.5	72	59	81.9	58	21	36.2				76	9	11.8	58	10	17.2
	DALUHLANGA SENIOR SECONDARY SCHOOL	4251008	2024	2	24	9	37.5	25	24	96.0	60	59	98.3	24	17	70.8	121	121	100.0	72	69	95.8	74	69	93.2	61	53	86.9	78	73	93.6	43	22	51.2	23	15	65.2
		4251008	2023	2	20	17	85.0	34	32	94.1	42	42	100.0	20	17	85.0	97	97	100.0	43	41	95.3	49	49	100.0	55	50	90.9	52	49	94.2	45	20	44.4	28	12	42.9
	DANGWANA SENIOR SECONDARY SCHOOL	4251009	2024	2	48	39	81.3	102	82	80.4	48	47	97.9	187	143	76.5	221	221	100.0	62	58	93.5	36	34	94.4	173	123	71.1	53	42	79.2	168	58	34.5	96	55	57.3
		4251009	2023	2	29	26	89.7	112	81	72.3	29	29	100.0	213	158	74.2	212	212	100.0	45	43	95.6	71	60	84.5	184	88	47.8	56	37	66.1	157	35	22.3	57	27	47.4
	DUMEZWENI SENIOR SECONDARY SCHOOL	4251010	2024	1	28	25	89.3	121	107	88.4	28	28	100.0	28	26	92.9	176	175	99.4	27	27	100.0	94	85	90.4	148	99	66.9	119	99	83.2	59	35	59.3	54	32	59.3
		4251010	2023	1	27	23	85.2	102	90	88.2	27	26	96.3	27	25	92.6	139	135	97.1	10	8	80.0	54	49	90.7	133	112	84.2	99	81	81.8	40	23	57.5	37	31	83.8
	DUMSI SENIOR SECONDARY SCHOOL	4251011	2024	1	30	23	76.7	25	25	100.0	30	29	96.7	30	26	86.7	170	165	97.1	115	101	87.8	80	69	86.3	140	112	80.0	87	70	80.5	83	70	84.3	60	54	90.0
		4251011	2023	1	41	33	80.5	19	17	89.5	41	23	56.1	41	25	61.0	159	148	93.1	99	67	67.7	53	32	60.4	118	65	55.1	53	37	69.8	106	43	40.6	65	46	70.8
	FOCUSED HIGH SCHOOL	4252012	2024	99	15	15	100.0				14	14	100.0	12	12	100.0				14	13	92.9	24	24	100.0	25	24	96.0	16	16	100.0	23	20	87.0	13	13	100.0
		4252012	2023	99	9	9	100.0				10	10	100.0	11	10	90.9				8	8	100.0	22	22	100.0	21	20	95.2	13	13	100.0	18	17	94.4	12	12	100.0
	HLANGWINI SENIOR SECONDARY SCHOOL	4251014	2024	1	11	10	90.9				11	11	100.0	11	10	90.9	36	36	100.0	25	23	92.0				25	21	84.0	23	21	91.3	13	9	69.2	13	10	76.9
4251014		2023	1	10	7	70.0				11	10	90.9	11	9	81.8	42	42	100.0	31	26	83.9				31	16	51.6	27	22	81.5	15	11	73.3	11	10	90.9	

Province Districts	Centre Name	Centre Number	Exam Date	Quintile	Accounting			Agricultural Sciences			Business Studies			Economics			English First Additional Language			Geography			History			Life Sciences			Mathematical Literacy			Mathematics			Physical Sciences		
					Total Wrote	Achieved 30 - 100%	% Achieved at 30% and Above	Total Wrote	Achieved 30 - 100%	% Achieved at 30% and Above	Total Wrote	Achieved 30 - 100%	% Achieved at 30% and Above	Total Wrote	Achieved 30 - 100%	% Achieved at 30% and Above	Total Wrote	Achieved 30 - 100%	% Achieved at 30% and Above	Total Wrote	Achieved 30 - 100%	% Achieved at 30% and Above	Total Wrote	Achieved 30 - 100%	% Achieved at 30% and Above	Total Wrote	Achieved 30 - 100%	% Achieved at 30% and Above	Total Wrote	Achieved 30 - 100%	% Achieved at 30% and Above	Total Wrote	Achieved 30 - 100%	% Achieved at 30% and Above			
ALFRED NZO WEST	HUKU SENIOR SECONDARY SCHOOL	4251015	2024	1	40	25	62.5				99	66	66.7	148	65	43.9	148	147	99.3	49	35	71.4	59	48	81.4	49	36	73.5	59	30	50.8	89	16	18.0	49	25	51.0
		4251015	2023	1	33	24	72.7				80	69	86.3	119	91	76.5	119	118	99.2	39	31	79.5	47	41	87.2	39	32	82.1	47	23	48.9	72	11	15.3	39	20	51.3
	IKHWEZI LOMSO EDUCARE CENTRE	4252016	2024	99				15	15	100.0							15	15	100.0	15	15	100.0				15	14	93.3				15	11	73.3	15	12	80.0
		4252016	2023	99				9	9	100.0							9	9	100.0	9	9	100.0				9	8	88.9				9	5	55.6	9	9	100.0
	JOJO SENIOR SECONDARY SCHOOL	4251017	2024	2	81	78	96.3	119	102	85.7	200	171	85.5	81	77	95.1	308	308	100.0	108	108	100.0	120	117	97.5	107	105	98.1	120	110	91.7	188	75	39.9	107	80	74.8
		4251017	2023	2	38	33	86.8	128	68	53.1	166	144	86.7	38	35	92.1	266	266	100.0	99	99	100.0	128	121	94.5	100	91	91.0	128	102	79.7	138	67	48.6	100	59	59.0
	KHANYA-NALEDI COMBINED SCHOOL	4251018	2024	2	18	9	50.0	61	46	75.4	18	13	72.2	18	12	66.7	123	123	100.0	72	66	91.7	33	32	97.0	72	58	80.6	37	29	78.4	86	45	52.3	44	35	79.5
		4251018	2023	2	20	12	60.0	63	50	79.4	20	17	85.0	20	11	55.0	117	117	100.0	61	60	98.4	36	33	91.7	61	50	82.0	42	33	78.6	75	42	56.0	34	28	82.4
	KHULANGOPHONDO SENIOR SECONDARY SCHO	4251045	2024	1				42	34	81.0							71	68	95.8	29	29	100.0	39	27	69.2	71	61	85.9	38	30	78.9	33	21	63.6	32	27	84.4
		4251045	2023	1	14	9	64.3	37	29	78.4	15	13	86.7	16	12	75.0	83	83	100.0	30	29	96.7	47	40	85.1	68	51	75.0	52	42	80.8	31	17	54.8	22	22	100.0
	KING EDWARD HIGH SCHOOL	4251019	2024	4	12	12	100.0				9	9	100.0							23	23	100.0	32	32	100.0	35	35	100.0	20	20	100.0	27	27	100.0	17	17	100.0
		4251019	2023	4	8	8	100.0				11	11	100.0				2	2	100.0	21	21	100.0	27	27	100.0	31	30	96.8	17	17	100.0	32	32	100.0	22	22	100.0
	LINDELANI SENIOR SECONDARY SCHOOL	4251020	2024	3	37	37	100.0	64	61	95.3	37	37	100.0	37	32	86.5	184	183	99.5	83	80	96.4	83	79	95.2	147	116	78.9	83	80	96.4	101	60	59.4	64	59	92.2
		4251020	2023	3	15	15	100.0	57	54	94.7	15	15	100.0	15	15	100.0	134	132	98.5	63	61	96.8	57	57	100.0	120	94	78.3	57	57	100.0	78	50	64.1	63	58	92.1
	LOYISO SENIOR SEC SCHOOL	4251021	2024	1	21	13	61.9	88	88	100.0	21	21	100.0	62	62	100.0	88	88	100.0	35	35	100.0	32	31	96.9	67	67	100.0	42	42	100.0	46	45	97.8	26	24	92.3
	LOYISO SINOR SECONDARY SCHOOL	4251021	2023	1	29	5	17.2	100	45	45.0	29	25	86.2	93	44	47.3	110	100	90.9	26	17	65.4	58	40	69.0	78	26	33.3	78	47	60.3	32	6	18.8	14	10	71.4
	LUDIDI SENIOR SECONDARY SCHOOL	4251022	2024	1				29	24	82.8							64	64	100.0	36	31	86.1	27	19	70.4	37	26	70.3	29	27	93.1	35	21	60.0	35	24	68.6
		4251022	2023	1				15	15	100.0							45	45	100.0	30	25	83.3	29	25	86.2	16	14	87.5	29	22	75.9	16	11	68.8	16	13	81.3



Province Districts	Centre Name	Centre Number	Exam Date	Quintile	Accounting			Agricultural Sciences			Business Studies			Economics			English First Additional Language			Geography			History			Life Sciences			Mathematical Literacy			Mathematics			Physical Sciences		
					Total Wrote	Achieved 30 - 100%	% Achieved at 30% and Above	Total Wrote	Achieved 30 - 100%	% Achieved at 30% and Above	Total Wrote	Achieved 30 - 100%	% Achieved at 30% and Above	Total Wrote	Achieved 30 - 100%	% Achieved at 30% and Above	Total Wrote	Achieved 30 - 100%	% Achieved at 30% and Above	Total Wrote	Achieved 30 - 100%	% Achieved at 30% and Above	Total Wrote	Achieved 30 - 100%	% Achieved at 30% and Above	Total Wrote	Achieved 30 - 100%	% Achieved at 30% and Above	Total Wrote	Achieved 30 - 100%	% Achieved at 30% and Above	Total Wrote	Achieved 30 - 100%	% Achieved at 30% and Above			
ALFRED NZO WEST	LUPINDO SENIOR SECONDARY SCHOOL	4251023	2024	2							27	26	96.3				39	39	100.0	12	12	100.0	27	25	92.6	12	12	100.0	27	25	92.6	12	12	100.0	12	12	100.0
		4251023	2023	2				11	10	90.9							42	42	100.0	31	31	100.0	24	24	100.0	22	20	90.9	24	22	91.7	18	15	83.3	18	17	94.4
	LUTATANI SENIOR SECONDARY SCHOOL	4251024	2024	1	31	30	96.8	78	78	100.0	45	43	95.6	42	42	100.0	219	219	100.0	96	96	100.0	91	90	98.9	84	83	98.8	124	118	95.2	95	64	67.4	80	76	95.0
		4251024	2023	1	20	19	95.0	21	21	100.0	27	24	88.9	25	16	64.0	147	147	100.0	99	92	92.9	50	50	100.0	70	62	88.6	95	86	90.5	52	32	61.5	41	40	97.6
	MAGADLA SENIOR SECONDARY SCHOOL	4251025	2024	2	28	23	82.1	17	17	100.0	28	27	96.4	28	25	89.3	92	92	100.0	47	47	100.0	26	26	100.0	64	50	78.1	44	43	97.7	48	22	45.8	38	29	76.3
		4251025	2023	2	18	14	77.8	28	24	85.7	18	12	66.7	18	16	88.9	63	63	100.0	17	17	100.0	24	23	95.8	45	28	62.2	24	22	91.7	39	10	25.6	21	13	61.9
	MAKAULA SENIOR SECONDARY SCHOOL	4251026	2024	2	50	46	92.0	183	163	89.1	50	48	96.0	273	201	73.6	330	329	99.7	98	86	87.8	58	56	96.6	282	211	74.8				332	125	37.7	189	102	54.0
		4251026	2023	2	35	31	88.6	139	126	90.6	35	34	97.1	204	175	85.8	253	253	100.0	80	70	87.5	66	65	98.5	220	160	72.7				255	106	41.6	119	82	68.9
	MALUTI SENIOR SECONDARY SCHOOL	4251027	2024	3	18	11	61.1	40	40	100.0	49	30	61.2	14	11	78.6	135	135	100.0	116	108	93.1	81	71	87.7	83	55	66.3	81	63	77.8	54	29	53.7	40	29	72.5
		4251027	2023	3	7	6	85.7	45	45	100.0	7	7	100.0	7	6	85.7	166	166	100.0	115	95	82.6	115	96	83.5	45	40	88.9	120	89	74.2	47	25	53.2	35	31	88.6
	MANZAMNYAMA SENIOR SECONDARY SCHOOL	4251028	2024	1	19	10	52.6	33	33	100.0	18	11	61.1	19	11	57.9	96	94	97.9	46	43	93.5	42	41	97.6	78	62	79.5	60	48	80.0	37	27	73.0	36	28	77.8
		4251028	2023	1	23	10	43.5	18	13	72.2	23	18	78.3	23	14	60.9	76	75	98.7	35	31	88.6	28	26	92.9	53	35	66.0	46	35	76.1	30	23	76.7	25	20	80.0
	MARIAZELL SENIOR SECONDARY SCHOOL	4251029	2024	1	15	12	80.0				15	14	93.3	15	14	93.3	58	58	100.0	40	34	85.0				43	35	81.4				58	34	58.6	43	28	65.1
		4251029	2023	1	6	6	100.0				6	6	100.0	6	6	100.0	62	62	100.0	55	53	96.4				58	51	87.9				64	46	71.9	58	42	72.4
	MASAKALA SENIOR SECONDARY SCHOOL	4251087	2024	2				33	32	97.0							33	33	100.0	22	21	95.5				33	31	93.9	16	16	100.0	17	7	41.2	11	8	72.7
		4251087	2023	3				25	18	72.0							25	25	100.0	16	15	93.8				25	18	72.0	10	9	90.0	15	9	60.0	9	8	88.9
	MBODLENI SENIOR SECONDARY SCHOOL	4251030	2024	2	42	41	97.6	81	76	93.8	42	40	95.2	42	38	90.5	187	187	100.0	64	64	100.0	87	87	100.0	145	141	97.2	123	120	97.6	64	60	93.8	58	58	100.0
		4251030	2023	2	34	34	100.0	45	42	93.3	34	34	100.0	34	34	100.0	133	133	100.0	54	53	98.1	39	39	100.0	99	95	96.0	68	66	97.1	65	52	80.0	60	59	98.3

Province Districts	Centre Name	Centre Number	Exam Date	Quintile	Accounting			Agricultural Sciences			Business Studies			Economics			English First Additional Language			Geography			History			Life Sciences			Mathematical Literacy			Mathematics			Physical Sciences		
					Total Wrote	Achieved 30 - 100%	% Achieved at 30% and Above	Total Wrote	Achieved 30 - 100%	% Achieved at 30% and Above	Total Wrote	Achieved 30 - 100%	% Achieved at 30% and Above	Total Wrote	Achieved 30 - 100%	% Achieved at 30% and Above	Total Wrote	Achieved 30 - 100%	% Achieved at 30% and Above	Total Wrote	Achieved 30 - 100%	% Achieved at 30% and Above	Total Wrote	Achieved 30 - 100%	% Achieved at 30% and Above	Total Wrote	Achieved 30 - 100%	% Achieved at 30% and Above	Total Wrote	Achieved 30 - 100%	% Achieved at 30% and Above	Total Wrote	Achieved 30 - 100%	% Achieved at 30% and Above			
ALFRED NZO WEST	MBUMBAZI SENIOR SECONDARY SCHOOL	4251062	2024	1	51	39	76.5				51	51	100.0	51	26	51.0	129	125	96.9	78	64	82.1	78	65	83.3				129	85	65.9						
		4251062	2023	1	82	67	81.7				82	79	96.3	82	62	75.6	167	167	100.0	85	74	87.1	85	79	92.9				167	124	74.3						
	MFAZWE COMPREHENSIVE TECH HIGH SCH	4251031	2024	1	8	0	0.0	35	30	85.7	8	6	75.0	8	5	62.5	73	70	95.9	14	14	100.0				49	29	59.2				57	6	10.5	49	26	53.1
		4251031	2023	1	9	7	77.8	21	21	100.0	9	9	100.0	9	8	88.9	67	66	98.5	9	9	100.0				30	27	90.0				67	12	17.9	58	42	72.4
	MNCEBA SENIOR SECONDARY SCHOOL	4251033	2024	2	45	28	62.2	75	62	82.7	45	41	91.1	45	29	64.4	278	277	99.6	126	104	82.5	107	105	98.1	94	80	85.1	147	99	67.3	131	22	16.8	94	27	28.7
		4251090	2024	1				36	35	97.2							62	61	98.4	32	22	68.8	26	18	69.2	33	32	97.0	30	25	83.3	32	26	81.3	30	21	70.0
		4251033	2023	2	40	22	55.0	55	50	90.9	40	37	92.5	40	31	77.5	216	215	99.5	82	54	65.9	82	79	96.3	55	50	90.9	93	51	54.8	123	24	19.5	55	25	45.5
		4251090	2023	99				24	21	87.5							63	61	96.8	45	37	82.2	39	38	97.4	26	23	88.5	39	29	74.4	24	13	54.2	18	12	66.7
	MNUKWA SENIOR SECONDARY SCHOOL	4251034	2024	1				78	65	83.3							145	145	100.0	67	36	53.7	100	72	72.0	78	49	62.8	100	70	70.0	46	21	45.7	45	20	44.4
		4251034	2023	1				28	27	96.4							82	82	100.0	54	29	53.7	54	48	88.9	28	25	89.3	54	34	63.0	28	11	39.3	28	25	89.3
	MOIKETSI GRAVES SENIOR SECONDARY SCH	4251035	2024	1	5	1	20.0	30	29	96.7	57	46	80.7	57	21	36.8	87	86	98.9							30	28	93.3	53	44	83.0	34	16	47.1	30	13	43.3
		4251035	2023	1				27	26	96.3	63	61	96.8	63	57	90.5	90	90	100.0							27	25	92.6	63	55	87.3	27	21	77.8	27	14	51.9
	MOKHESENG SENIOR SECONDARY SCHOOL	4251036	2024	1	10	10	100.0	23	21	91.3	18	18	100.0	18	16	88.9	69	69	100.0	28	28	100.0	28	26	92.9	23	23	100.0	39	39	100.0	30	15	50.0	20	16	80.0
		4251036	2023	1	11	10	90.9	15	14	93.3	17	17	100.0	17	16	94.1	78	78	100.0	46	46	100.0	29	28	96.6	32	32	100.0	38	35	92.1	40	30	75.0	30	27	90.0
	MOOROSI AGRICULTURAL HIGH SCHOOL	4251086	2024	1				9	8	88.9							9	9	100.0							9	8	88.9				9	1	11.1			
		4251086	2023	3				12	9	75.0							12	11	91.7							12	7	58.3				12	2	16.7			
MOSA SIBI SENIOR SECONDARY SCHOOL	4251037	2024	3				64	58	90.6							150	150	100.0	126	122	96.8	86	79	91.9	64	58	90.6	86	72	83.7	64	23	35.9	24	12	50.0	
	4251037	2023	3	20	12	60.0	55	47	85.5	20	19	95.0	20	14	70.0	133	133	100.0	95	89	93.7	58	55	94.8	55	39	70.9	58	42	72.4	75	14	18.7	18	10	55.6	

Province Districts	Centre Name	Centre Number	Exam Date	Quintile	Accounting			Agricultural Sciences			Business Studies			Economics			English First Additional Language			Geography			History			Life Sciences			Mathematical Literacy			Mathematics			Physical Sciences								
					Total Wrote	Achieved 30 - 100%	% Achieved at 30% and Above	Total Wrote	Achieved 30 - 100%	% Achieved at 30% and Above	Total Wrote	Achieved 30 - 100%	% Achieved at 30% and Above	Total Wrote	Achieved 30 - 100%	% Achieved at 30% and Above	Total Wrote	Achieved 30 - 100%	% Achieved at 30% and Above	Total Wrote	Achieved 30 - 100%	% Achieved at 30% and Above	Total Wrote	Achieved 30 - 100%	% Achieved at 30% and Above	Total Wrote	Achieved 30 - 100%	% Achieved at 30% and Above	Total Wrote	Achieved 30 - 100%	% Achieved at 30% and Above	Total Wrote	Achieved 30 - 100%	% Achieved at 30% and Above									
ALFRED NZO WEST	MOSHESH SENIOR SECONDARY SCHOOL	4251038	2024	1				45	45	100.0							83	83	100.0										45	42	93.3				45	17	37.8						
	MOSHESH SENIOR SECONDARY SCHOOL	4251038	2023	1				36	36	100.0							76	76	100.0										36	36	100.0				36	6	16.7						
	MOTHIBISI PUBLIC SCHOOL	4251039	2024	1				5	5	100.0							30	30	100.0	21	20	95.2	21	21	100.0	9	7	77.8	21	20	95.2	9	5	55.6	8	3	37.5						
	MOTHIBISI PUBLIC SCHOOL	4251039	2023	1	5	0	0.0	33	29	87.9	5	4	80.0	6	5	83.3	42	42	100.0	25	24	96.0	20	20	100.0	17	17	100.0	24	21	87.5	18	7	38.9	15	11	73.3						
	MOUNT AYLIFF SENIOR SECONDARY SCHOOL	4251040	2024	1				126	104	82.5	40	40	100.0				166	166	100.0										126	104	82.5				126	42	33.3	126	75	59.5			
	MOUNT AYLIFF SENIOR SECONDARY SCHOOL	4251040	2023	1				142	90	63.4	71	61	85.9				213	211	99.1										143	92	64.3				148	43	29.1	148	77	52.0			
	MOUNT FRERE COMMUNITY	4252041	2024	99	4	4	100.0	8	8	100.0	4	4	100.0	4	4	100.0				8	8	100.0							8	8	100.0				12	9	75.0	8	7	87.5			
	MOUNT FRERE SENIOR SECONDARY SCHOOL	4251042	2024	3	32	25	78.1	48	42	87.5	24	24	100.0	32	20	62.5	153	153	100.0	44	41	93.2	72	69	95.8	121	97	80.2	72	70	97.2	81	50	61.7	49	46	93.9						
	MOUNT FRERE SENIOR SECONDARY SCHOOL	4251042	2023	3	36	35	97.2	43	37	86.0	24	24	100.0	36	34	94.4	148	148	100.0	40	40	100.0	66	65	98.5	112	89	79.5	66	66	100.0	82	58	70.7	46	46	100.0						
	MOUNT HARGREAVES SENIOR SECONDARY SC	4251043	2024	2				48	46	95.8							117	117	100.0	117	108	92.3	35	33	94.3	82	78	95.1	73	67	91.8	44	38	86.4	34	32	94.1						
	MOUNT HARGREAVES SENIOR SECONDARY SC	4251043	2023	2				33	30	90.9							90	90	100.0	90	82	91.1	31	31	100.0	59	49	83.1	55	53	96.4	34	22	64.7	26	23	88.5						
	MPHARANE SENIOR SECONDARY SCHOOL	4251089	2024	1	14	13	92.9				14	14	100.0	14	12	85.7	38	38	100.0	24	23	95.8	24	24	100.0							38	8	21.1									
	MPHARANE SENIOR SECONDARY SCHOOL	4251089	2023	3	11	9	81.8				11	9	81.8	11	8	72.7	55	55	100.0	44	37	84.1	44	40	90.9							55	11	20.0									
	MPHATLALATSANE SENIOR SECONDARY SCHO	4251044	2024	2				40	37	92.5							47	47	100.0	47	37	78.7							47	35	74.5	33	27	81.8	14	3	21.4	7	3	42.9			
	MPHATLALATSANE SENIOR SECONDARY SCHO	4251044	2023	2				21	18	85.7							32	32	100.0	32	27	84.4							32	26	81.3	14	9	64.3	18	7	38.9	11	8	72.7			
	MT WHITE SENIOR SECONDARY SCHOOL	4251046	2024	1				44	31	70.5							44	44	100.0				44	32	72.7	44	25	56.8	28	9	32.1	16	4	25.0	15	4	26.7						
	MT WHITE SENIOR SECONDARY SCHOOL	4251046	2023	1				34	19	55.9							34	33	97.1				34	28	82.4	34	17	50.0	4	1	25.0	30	6	20.0	16	5	31.3						

Province Districts	Centre Name	Centre Number	Exam Date	Quintile	Accounting			Agricultural Sciences			Business Studies			Economics			English First Additional Language			Geography			History			Life Sciences			Mathematical Literacy			Mathematics			Physical Sciences		
					Total Wrote	Achieved 30 - 100%	% Achieved at 30% and Above	Total Wrote	Achieved 30 - 100%	% Achieved at 30% and Above	Total Wrote	Achieved 30 - 100%	% Achieved at 30% and Above	Total Wrote	Achieved 30 - 100%	% Achieved at 30% and Above	Total Wrote	Achieved 30 - 100%	% Achieved at 30% and Above	Total Wrote	Achieved 30 - 100%	% Achieved at 30% and Above	Total Wrote	Achieved 30 - 100%	% Achieved at 30% and Above	Total Wrote	Achieved 30 - 100%	% Achieved at 30% and Above	Total Wrote	Achieved 30 - 100%	% Achieved at 30% and Above	Total Wrote	Achieved 30 - 100%	% Achieved at 30% and Above			
ALFRED NZOWEST	MVENYANE SENIOR SECONDARY SCHOOL	4251047	2024	2	18	10	55.6				18	17	94.4	18	15	83.3	183	183	100.0	145	142	97.9				165	158	95.8				183	109	59.6	165	127	77.0
	MVENYANE SENIOR SECONDARY SCHOOL	4251047	2023	2	31	30	96.8				31	30	96.8	31	29	93.5	188	188	100.0	141	141	100.0				157	138	87.9				188	130	69.1	157	118	75.2
	NGWEKAZI SENIOR SECONDARY SCHOOL	4251048	2024	2				63	55	87.3				68	57	83.8	124	123	99.2	61	59	96.7				124	113	91.1				124	94	75.8	124	94	75.8
	NGWEKAZI SENIOR SECONDARY SCHOOL	4251048	2023	2				53	52	98.1				56	51	91.1	108	108	100.0	55	53	96.4				108	103	95.4				108	73	67.6	108	79	73.1
	NTABANKULU SENIOR SECONDARY SCHOOL	4251049	2024	3	27	19	70.4	124	98	79.0	27	24	88.9	27	20	74.1	201	199	99.0	114	95	83.3	50	45	90.0	174	102	58.6	128	102	79.7	73	43	58.9	60	44	73.3
	NTABANKULU SENIOR SECONDARY SCHOOL	4251049	2023	3	22	20	90.9	133	109	82.0	22	22	100.0	22	21	95.5	190	190	100.0	96	82	85.4	35	32	91.4	168	96	57.1	104	93	89.4	86	45	52.3	72	42	58.3
	NTSIKAYEZWU HIGH SCHOOL	4251050	2024	1	55	46	83.6	48	48	100.0	55	55	100.0	55	50	90.9	159	159	100.0	56	56	100.0	56	56	100.0	104	82	78.8	87	61	70.1	72	29	40.3	48	43	89.6
	NTSIKAYEZWU HIGH SCHOOL	4251050	2023	1	34	29	85.3	62	48	77.4	34	32	94.1	35	28	80.0	144	143	99.3	48	48	100.0	46	45	97.8	64	43	67.2	46	32	69.6	99	34	34.3	64	36	56.3
	NTSIZWA SENIOR SECONDARY SCHOOL	4251051	2024	1				145	133	91.7							313	313	100.0	175	171	97.7	138	137	99.3	195	194	99.5	144	136	94.4	169	166	98.2	143	141	98.6
	NTSIZWA SENIOR SECONDARY SCHOOL	4251051	2023	1				148	121	81.8							246	245	99.6	100	91	91.0	102	88	86.3	182	164	90.1	105	88	83.8	143	125	87.4	142	119	83.8
	NYANISO SENIOR SECONDARY SCHOOL	4251052	2024	1				30	30	100.0							52	52	100.0	22	22	100.0	22	22	100.0	30	29	96.7	22	21	95.5	30	21	70.0	30	23	76.7
	NYANISO SENIOR SECONDARY SCHOOL	4251052	2023	1				27	26	96.3							58	58	100.0	32	26	81.3	27	25	92.6	31	27	87.1	26	19	73.1	31	20	64.5	30	15	50.0
	NZULULWAZI SENIOR SECONDARY SCHOOL	4251053	2024	2	21	20	95.2	49	34	69.4	56	55	98.2	56	55	98.2	105	105	100.0	37	27	73.0				49	39	79.6	47	43	91.5	58	26	44.8	48	27	56.3
	NZULULWAZI SENIOR SECONDARY SCHOOL	4251053	2023	2	27	17	63.0	30	25	83.3	60	58	96.7	59	55	93.2	89	89	100.0	33	23	69.7				29	29	100.0	56	52	92.9	33	11	33.3	29	19	65.5
	OSBORN SENIOR SECONDARY SCHOOL	4251054	2024	2	65	59	90.8	165	156	94.5	65	64	98.5	65	59	90.8	313	312	99.7	135	130	96.3	95	95	100.0	153	135	88.2	136	126	92.6	177	99	55.9	153	134	87.6
	OSBORN SENIOR SECONDARY SCHOOL	4251054	2023	2	72	63	87.5	158	142	89.9	72	70	97.2	72	63	87.5	309	308	99.7	134	128	95.5	94	89	94.7	144	124	86.1	147	125	85.0	163	78	47.9	144	126	87.5
	PHUMELELE COMMERCIAL & TECHNICAL SCH	4251055	2024	2													21	21	100.0																		
	PHUMELELE COMMERCIAL & TECHNICAL SCH	4251055	2023	2													24	24	100.0																		

Province Districts	Centre Name	Centre Number	Exam Date	Quintile	Accounting			Agricultural Sciences			Business Studies			Economics			English First Additional Language			Geography			History			Life Sciences			Mathematical Literacy			Mathematics			Physical Sciences			
					Total Wrote	Achieved 30 - 100%	% Achieved at 30% and Above	Total Wrote	Achieved 30 - 100%	% Achieved at 30% and Above	Total Wrote	Achieved 30 - 100%	% Achieved at 30% and Above	Total Wrote	Achieved 30 - 100%	% Achieved at 30% and Above	Total Wrote	Achieved 30 - 100%	% Achieved at 30% and Above	Total Wrote	Achieved 30 - 100%	% Achieved at 30% and Above	Total Wrote	Achieved 30 - 100%	% Achieved at 30% and Above	Total Wrote	Achieved 30 - 100%	% Achieved at 30% and Above	Total Wrote	Achieved 30 - 100%	% Achieved at 30% and Above	Total Wrote	Achieved 30 - 100%	% Achieved at 30% and Above				
ALFRED NZO WEST	PHUTHALICHABA T H S	4251091	2024	2											64	64	100.0																					
		4251091	2023	99												82	82	100.0																				
	RALEBITSO SENIOR SECONDARY SCHOOL	4251056	2024	1											43	43	100.0	41	32	78.0	28	24	85.7	17	13	76.5	29	27	93.1	14	5	35.7	13	11	84.6			
		4251056	2023	1				6	6	100.0					41	40	97.6	35	31	88.6	27	17	63.0	14	14	100.0	29	24	82.8	12	9	75.0	12	11	91.7			
	RAMAFOLE SENIOR SECONDARY SCHOOL	4251057	2024	2	32	31	96.9	32	32	100.0	32	32	100.0	31	26	83.9	140	140	100.0	76	75	98.7	48	48	100.0	60	55	91.7	70	67	95.7	70	45	64.3	60	47	78.3	
		4251057	2023	2	25	23	92.0	23	23	100.0	25	25	100.0	25	21	84.0	132	132	100.0	84	82	97.6	55	55	100.0	52	49	94.2	65	61	93.8	67	50	74.6	52	44	84.6	
	RODE SENIOR SECONDARY SCHOOL	4251058	2024	2	16	11	68.8	21	21	100.0	16	16	100.0	44	42	95.5	65	65	100.0	49	46	93.9	28	23	82.1	21	20	95.2	41	33	80.5	24	20	83.3	21	12	57.1	
		4251058	2023	2	20	12	60.0	24	23	95.8	20	19	95.0	50	48	96.0	74	74	100.0	54	47	87.0	30	29	96.7	24	21	87.5	40	32	80.0	34	26	76.5	24	16	66.7	
	SAPUKANDUKU SENIOR SECONDARY SCHOOL	4251059	2024	2				84	72	85.7						170	169	99.4	85	74	87.1	73	63	86.3	120	105	87.5	75	60	80.0	94	50	53.2	92	63	68.5		
		4251059	2023	2				62	54	87.1						111	109	98.2	49	46	93.9	40	36	90.0	111	84	75.7	16	16	100.0	95	26	27.4	71	46	64.8		
	SENYUKELE SENIOR SECONDARY SCHOOL	4251060	2024	2	33	31	93.9	58	54	93.1	75	75	100.0	33	26	78.8	199	199	100.0	108	108	100.0	85	85	100.0	81	78	96.3	100	94	94.0	99	47	47.5	48	46	95.8	
		4251060	2023	2	30	26	86.7	87	56	64.4	77	74	96.1	30	21	70.0	233	233	100.0	116	108	93.1	123	119	96.7	80	74	92.5	153	142	92.8	80	49	61.3	40	33	82.5	
	SIBI SENIOR SECONDARY SCHOOL	4251061	2024	2							4	4	100.0				51	51	100.0	47	46	97.9	33	32	97.0	18	17	94.4	34	33	97.1	17	16	94.1	17	16	94.1	
		4251061	2023	2	10	9	90.0	17	17	100.0	10	10	100.0	10	10	100.0	54	54	100.0	27	24	88.9	24	24	100.0	20	20	100.0	31	30	96.8	23	23	100.0	16	15	93.8	
	SINAKHO SENIOR SECONDARY SCHOOL	4251092	2024	1				106	88	83.0						118	118	100.0	107	106	99.1	28	28	100.0	117	97	82.9	31	29	93.5	87	38	43.7	87	38	43.7		
		4251092	2023	99				38	35	92.1						38	38	100.0	38	35	92.1				38	32	84.2				38	12	31.6	38	32	84.2		
	SIVE SPECIAL SCHOOL	4253001	2024	99												3	3	100.0													3	1	33.3					
		4253001	2023	3												3	3	100.0												3	1	33.3						

Province Districts	Centre Name	Centre Number	Exam Date	Quintile	Accounting			Agricultural Sciences			Business Studies			Economics			English First Additional Language			Geography			History			Life Sciences			Mathematical Literacy			Mathematics			Physical Sciences			
					Total Wrote	Achieved 30 - 100%	% Achieved at 30% and Above	Total Wrote	Achieved 30 - 100%	% Achieved at 30% and Above	Total Wrote	Achieved 30 - 100%	% Achieved at 30% and Above	Total Wrote	Achieved 30 - 100%	% Achieved at 30% and Above	Total Wrote	Achieved 30 - 100%	% Achieved at 30% and Above	Total Wrote	Achieved 30 - 100%	% Achieved at 30% and Above	Total Wrote	Achieved 30 - 100%	% Achieved at 30% and Above	Total Wrote	Achieved 30 - 100%	% Achieved at 30% and Above	Total Wrote	Achieved 30 - 100%	% Achieved at 30% and Above	Total Wrote	Achieved 30 - 100%	% Achieved at 30% and Above				
ALFRED NZO WEST	SONQISHE SENIOR SECONDARY SCHOOL	4251063	2024	1	22	15	68.2	55	46	83.6	36	33	91.7	34	26	76.5	129	128	99.2	46	35	76.1				91	65	71.4	57	37	64.9	75	44	58.7	55	43	78.2	
	SONQISHE SENIOR SECONDARY SCHOOL	4251063	2023	1	27	26	96.3	75	72	96.0	38	37	97.4	32	32	100.0	179	179	100.0	66	64	97.0				131	121	92.4	41	33	80.5	133	80	60.2	104	93	89.4	
	ST GEORGES SENIOR SECONDARY SCHOOL	4251064	2024	3	29	26	89.7	82	75	91.5	29	28	96.6	29	23	79.3	144	144	100.0	33	30	90.9	53	53	100.0	115	90	78.3	75	75	100.0	69	33	47.8	62	56	90.3	
	ST GEORGES SENIOR SECONDARY SCHOOL	4251064	2023	3	36	33	91.7	152	129	84.9	36	35	97.2	36	33	91.7	238	237	99.6	50	39	78.0	96	95	99.0	202	140	69.3	97	85	87.6	141	60	42.6	106	86	81.1	
	ST MARGARET SENIOR SECONDARY SCHOOL	4251065	2024	2	20	13	65.0	32	32	100.0	21	20	95.2	21	20	95.2	96	96	100.0	24	22	91.7	43	40	93.0	75	66	88.0	60	52	86.7	36	24	66.7	33	23	69.7	
	ST MARGARET SENIOR SECONDARY SCHOOL	4251065	2023	2	19	10	52.6	25	21	84.0	19	14	73.7	19	17	89.5	116	116	100.0	41	34	82.9	71	62	87.3	97	70	72.2	85	57	67.1	31	20	64.5	25	19	76.0	
	ST MARKS TECHNICAL HIGH SCHOOL	4251066	2024	1												74	73	98.6																				
	ST MARKS TECHNICAL HIGH SCHOOL	4251066	2023	1												88	85	96.6																				
	SUKUDE SENIOR SECONDARY SCHOOL	4251067	2024	1	134	131	97.8	229	225	98.3	69	68	98.6	69	65	94.2	364	364	100.0				107	95	88.8	295	282	95.6	158	151	95.6	206	172	83.5	188	171	91.0	
	SUKUDE SENIOR SECONDARY SCHOOL	4251067	2023	1	124	116	93.5	168	166	98.8	69	67	97.1	69	68	98.6	292	290	99.3				60	60	100.0	223	216	96.9	102	87	85.3	190	145	76.3	163	145	89.0	
	THE LIGHTHOUSE ACADEMY OF LEARNING	4312002	2024	99	4	4	100.0	35	21	60.0	20	18	90.0				22	22	100.0				32	29	90.6	19	17	89.5	26	24	92.3	13	3	23.1	7	3	42.9	
	THE LIGHTHOUSE ACADEMY OF LEARNING	4312002	2023	99	7	5	71.4	22	14	63.6	14	12	85.7				19	19	100.0				16	15	93.8	16	16	100.0	15	14	93.3	15	7	46.7	15	6	40.0	
	THOLANG SENIOR SECONDARY SCHOOL	4251082	2024	3	40	39	97.5	94	93	98.9	40	39	97.5	40	35	87.5	304	304	100.0	171	160	93.6	102	95	93.1	163	152	93.3	102	91	89.2	203	147	72.4	163	124	76.1	
	THOLANG SENIOR SECONDARY SCHOOL	4251082	2023	3	31	28	90.3	119	104	87.4	31	29	93.5	31	28	90.3	361	361	100.0	211	185	87.7	107	97	90.7	223	187	83.9	107	93	86.9	254	103	40.6	223	143	64.1	
	TOLENI SENIOR SECONDARY SCHOOL	4251085	2024	5	63	44	69.8	119	114	95.8	64	64	100.0	64	62	96.9	296	295	99.7	115	107	93.0	74	65	87.8	230	199	86.5	83	71	85.5	212	71	33.5	156	89	57.1	
	TOLENI SENIOR SECONDARY SCHOOL	4251085	2023	5	55	42	76.4	113	103	91.2	55	53	96.4	55	55	100.0	268	267	99.6	100	91	91.0	85	76	89.4	213	165	77.5	85	78	91.8	183	91	49.7	128	95	74.2	



Province Districts	Centre Name	Centre Number	Exam Date	Quintile	Accounting			Agricultural Sciences			Business Studies			Economics			English First Additional Language			Geography			History			Life Sciences			Mathematical Literacy			Mathematics			Physical Sciences		
					Total Wrote	Achieved 30 - 100%	% Achieved at 30% and Above	Total Wrote	Achieved 30 - 100%	% Achieved at 30% and Above	Total Wrote	Achieved 30 - 100%	% Achieved at 30% and Above	Total Wrote	Achieved 30 - 100%	% Achieved at 30% and Above	Total Wrote	Achieved 30 - 100%	% Achieved at 30% and Above	Total Wrote	Achieved 30 - 100%	% Achieved at 30% and Above	Total Wrote	Achieved 30 - 100%	% Achieved at 30% and Above	Total Wrote	Achieved 30 - 100%	% Achieved at 30% and Above	Total Wrote	Achieved 30 - 100%	% Achieved at 30% and Above	Total Wrote	Achieved 30 - 100%	% Achieved at 30% and Above			
ALFRED NZO WEST	TYELIMHLOPHE SENIOR SECONDARY SCHOOL	4251084	2024	1				82	80	97.6				16	15	93.8	82	82	100.0							82	77	93.9				82	36	43.9	66	41	62.1
		4251084	2023	2				74	72	97.3				14	14	100.0	74	74	100.0							74	67	90.5				74	42	56.8	60	43	71.7
	ZANOKHANYO BAPTIST COMPREHENSIVE SCH	4252069	2023	99	9	9	100.0	27	27	100.0	9	9	100.0	9	9	100.0				20	20	100.0	9	8	88.9	29	29	100.0	8	7	87.5	39	21	53.8	29	21	72.4
	ZANOKHANYO BAPTIST HIGH SCHOOL	4252004	2024	99	5	5	100.0	17	17	100.0	5	5	100.0	4	4	100.0				18	17	94.4	14	14	100.0	22	22	100.0	14	13	92.9	26	15	57.7	22	14	63.6
	ZIBI MEYER SENIOR SECONDARY SCHOOL	4251070	2024	2				17	15	88.2							45	45	100.0	27	27	100.0	24	17	70.8	32	26	81.3	24	23	95.8	21	15	71.4	21	17	81.0
		4251070	2023	2				25	23	92.0							52	52	100.0	26	25	96.2	17	16	94.1	38	34	89.5	17	17	100.0	35	28	80.0	35	31	88.6
	ZIBOKWANA SENIOR SECONDARY SCHOOL	4251071	2024	2	23	20	87.0	45	29	64.4	86	77	89.5	23	16	69.6	128	127	99.2	20	18	90.0	63	42	66.7	42	28	66.7	63	45	71.4	65	23	35.4	42	30	71.4
		4251071	2023	2	24	21	87.5	43	30	69.8	61	53	86.9	24	24	100.0	96	96	100.0	16	16	100.0	37	34	91.9	35	25	71.4	37	21	56.8	59	14	23.7	35	21	60.0
	ZINYOSINI SENIOR SECONDARY SCHOOL	4251072	2024	1	44	44	100.0	65	65	100.0	44	44	100.0	44	44	100.0	196	196	100.0	87	86	98.9	87	87	100.0	152	125	82.2	87	82	94.3	109	77	70.6	65	62	95.4
		4251072	2023	1	24	24	100.0	78	76	97.4	24	24	100.0	24	24	100.0	156	156	100.0	54	53	98.1	54	54	100.0	132	109	82.6	54	49	90.7	102	72	70.6	78	70	89.7
	ZWELAKHE SENIOR SECONDARY SCHOOL	4251073	2024	2	43	41	95.3	217	208	95.9	43	43	100.0	43	42	97.7	260	260	100.0	217	214	98.6				217	187	86.2	103	88	85.4	157	105	66.9	114	84	73.7
		4251073	2023	2	38	35	92.1	185	168	90.8	38	38	100.0	38	38	100.0	223	223	100.0	185	174	94.1				186	144	77.4	81	69	85.2	143	90	62.9	105	76	72.4
	ZWELITSHA SENIOR SECONDARY SCHOOL	4251074	2024	1	16	13	81.3	48	41	85.4	56	51	91.1	16	11	68.8	126	125	99.2	47	45	95.7	62	53	85.5	48	39	81.3	97	82	84.5	30	15	50.0	24	16	66.7
		4251074	2023	1	30	28	93.3	38	33	86.8	70	64	91.4	30	27	90.0	156	156	100.0	88	54	61.4	88	70	79.5	39	34	87.2	107	69	64.5	49	21	42.9	38	26	68.4

Province Districts	Centre Name	Centre Number	Exam Date	Quintile	Accounting			Agricultural Sciences			Business Studies			Economics			English First Additional Language			Geography			History			Life Sciences			Mathematical Literacy			Mathematics			Physical Sciences		
					Total Wrote	Achieved 30 - 100%	% Achieved at 30% and Above	Total Wrote	Achieved 30 - 100%	% Achieved at 30% and Above	Total Wrote	Achieved 30 - 100%	% Achieved at 30% and Above	Total Wrote	Achieved 30 - 100%	% Achieved at 30% and Above	Total Wrote	Achieved 30 - 100%	% Achieved at 30% and Above	Total Wrote	Achieved 30 - 100%	% Achieved at 30% and Above	Total Wrote	Achieved 30 - 100%	% Achieved at 30% and Above	Total Wrote	Achieved 30 - 100%	% Achieved at 30% and Above	Total Wrote	Achieved 30 - 100%	% Achieved at 30% and Above	Total Wrote	Achieved 30 - 100%	% Achieved at 30% and Above			
AMATHOLE EAST	AMABELE SENIOR SECONDARY SCHOOL	4301001	2024	1									25	24	96.0	36	36	100.0	12	9	75.0	25	20	80.0	36	24	66.7	25	22	88.0	12	3	25.0	12	5	41.7	
		4301001	2023	1										33	24	72.7	53	53	100.0	20	16	80.0	33	29	87.9	53	27	50.9	33	27	81.8	20	4	20.0	20	13	65.0
	BADI SENIOR SECONDARY SCHOOL	4301002	2024	2				34	33	97.1							65	65	100.0	31	30	96.8	50	50	100.0	65	60	92.3	50	48	96.0	15	14	93.3	15	15	100.0
		4301002	2023	2				23	22	95.7							68	68	100.0	45	44	97.8	58	58	100.0	68	51	75.0	56	51	91.1	12	12	100.0	10	10	100.0
	BASHEE SENIOR SECONDARY SCHOOL	4301003	2024	1				16	16	100.0							78	78	100.0	32	22	68.8	32	26	81.3	16	14	87.5	24	16	66.7	24	13	54.2	16	12	75.0
		4301003	2023	1				31	25	80.6							104	104	100.0	38	32	84.2	38	30	78.9	31	16	51.6				74	17	23.0	36	17	47.2
	BETHEL COLLEGE HIGH SCHOOL	4302004	2024	99	2	2	100.0	16	12	75.0	6	6	100.0	4	2	50.0	16	16	100.0				7	6	85.7	18	11	61.1				22	6	27.3	13	5	38.5
		4302004	2023	99	7	5	71.4	12	11	91.7	8	8	100.0	6	6	100.0	14	14	100.0	1	1	100.0				16	13	81.3	1	1	100.0	21	10	47.6	16	10	62.5
	BLYTHSWOOD INSTITUTION	4301005	2024	3				28	26	92.9				20	20	100.0	83	83	100.0	17	14	82.4				65	57	87.7	20	17	85.0	45	31	68.9	45	23	51.1
		4301005	2023	3				65	51	78.5							130	130	100.0	33	32	97.0				98	81	82.7				98	62	63.3	98	58	59.2
	BOMELE SENIOR SECONDARY SCHOOL	4301006	2024	2				9	9	100.0				11	11	100.0	20	20	100.0	13	13	100.0	12	12	100.0	8	8	100.0	10	10	100.0	10	9	90.0	7	5	71.4
		4301006	2023	2				18	11	61.1				16	16	100.0	34	34	100.0	27	22	81.5	21	21	100.0	13	8	61.5	21	21	100.0	13	8	61.5	7	5	71.4
	BONKOLO SENIOR SECONDARY SCHOOL	4301008	2024	3	19	17	89.5	41	41	100.0	29	26	89.7	20	19	95.0	131	131	100.0	37	36	97.3	64	62	96.9	101	89	88.1	56	49	87.5	75	53	70.7	47	45	95.7
		4301008	2023	3	19	16	84.2	25	21	84.0	20	19	95.0	14	14	100.0	109	108	99.1	34	33	97.1	62	61	98.4	89	72	80.9	56	48	85.7	53	38	71.7	27	26	96.3
	BULUNGULA COLLEGE	4302092	2024	99				49	48	98.0	34	34	100.0				49	49	100.0							49	45	91.8	32	29	90.6	17	17	100.0	15	14	93.3
		4302092	2023	2				36	36	100.0	25	25	100.0				36	36	100.0							36	34	94.4	22	21	95.5	14	9	64.3	11	10	90.9
	BUTTERWORTH HIGH SCHOOL	4301009	2024	3	81	67	82.7				43	43	100.0	27	26	96.3	136	136	100.0	56	56	100.0				82	81	98.8				137	71	51.8	95	78	82.1
		4301009	2023	4	88	61	69.3				50	42	84.0	41	25	61.0	160	159	99.4	72	68	94.4				96	89	92.7				160	81	50.6	109	75	68.8
	BUTTERWORTH TRAINING CENTRE	4305004	2023	1	4	2	50.0	15	8	53.3	7	7	100.0	5	2	40.0	29	29	100.0	15	7	46.7	11	6	54.5	27	10	37.0	9	7	77.8	31	5	16.1	17	7	41.2

Province Districts	Centre Name	Centre Number	Exam Date	Quintile	Accounting			Agricultural Sciences			Business Studies			Economics			English First Additional Language			Geography			History			Life Sciences			Mathematical Literacy			Mathematics			Physical Sciences		
					Total Wrote	Achieved 30 - 100%	% Achieved at 30% and Above	Total Wrote	Achieved 30 - 100%	% Achieved at 30% and Above	Total Wrote	Achieved 30 - 100%	% Achieved at 30% and Above	Total Wrote	Achieved 30 - 100%	% Achieved at 30% and Above	Total Wrote	Achieved 30 - 100%	% Achieved at 30% and Above	Total Wrote	Achieved 30 - 100%	% Achieved at 30% and Above	Total Wrote	Achieved 30 - 100%	% Achieved at 30% and Above	Total Wrote	Achieved 30 - 100%	% Achieved at 30% and Above	Total Wrote	Achieved 30 - 100%	% Achieved at 30% and Above	Total Wrote	Achieved 30 - 100%	% Achieved at 30% and Above			
AMATHOLE EAST	CANAAN HIGH SCHOOL	4302093	2024	99	7	6	85.7	11	9	81.8	16	12	75.0	13	12	92.3	45	45	100.0	25	24	96.0	19	19	100.0	26	23	88.5	18	15	83.3	27	11	40.7	18	11	61.1
		4302093	2023	99	3	3	100.0	10	8	80.0	10	9	90.0	3	3	100.0	27	27	100.0	14	14	100.0	13	13	100.0	17	13	76.5	11	11	100.0	16	8	50.0	11	8	72.7
	COLOSA SENIOR SECONDARY SCHOOL	4301011	2024	2	6	6	100.0	51	51	100.0	18	17	94.4	6	6	100.0	96	96	100.0	29	28	96.6	36	35	97.2	78	78	100.0	48	48	100.0	48	46	95.8	42	40	95.2
		4301011	2023	2	10	10	100.0	63	61	96.8	22	21	95.5	10	9	90.0	110	110	100.0	34	34	100.0	34	34	100.0	88	87	98.9	47	46	97.9	63	55	87.3	54	54	100.0
	CUNNINGHAM SENIOR SECONDARY SCHOOL	4301012	2024	3				29	27	93.1							65	65	100.0	36	30	83.3	36	31	86.1	50	45	90.0	36	31	86.1	29	27	93.1	29	21	72.4
		4301012	2023	3				24	21	87.5							55	54	98.2	31	27	87.1	31	24	77.4	35	29	82.9	31	23	74.2	24	20	83.3	24	17	70.8
	DALUHLANGA SENIOR SECONDARY SCHOOL	4301013	2024	2	11	8	72.7	14	13	92.9	11	9	81.8				50	50	100.0	25	21	84.0	25	20	80.0	14	12	85.7	30	24	80.0	19	10	52.6	11	7	63.6
		4301013	2023	2	13	5	38.5	8	6	75.0	13	8	61.5	13	6	46.2	57	57	100.0	37	29	78.4	38	26	68.4	9	5	55.6	42	26	61.9	17	10	58.8	8	6	75.0
	DINIZULU SENIOR SECONDARY SCHOOL	4301014	2024	2	31	29	93.5	69	67	97.1	31	30	96.8	31	31	100.0	100	100	100.0				31	31	100.0	69	69	100.0	31	29	93.5	69	47	68.1	38	38	100.0
		4301014	2023	2	27	24	88.9	54	45	83.3	25	22	88.0	26	25	96.2	82	82	100.0				25	25	100.0	57	48	84.2				82	37	45.1	32	29	90.6
	DONDASHE SENIOR SECONDARY SCHOOL	4301015	2024	1				25	25	100.0	19	19	100.0				44	44	100.0	19	16	84.2				25	25	100.0				44	27	61.4	25	19	76.0
		4301015	2023	1				21	21	100.0	15	14	93.3				36	36	100.0	15	14	93.3				21	21	100.0				36	10	27.8	21	17	81.0
	DUMALISILE COMPREHENSIVE HIGH SCHOOL	4301016	2024	1				19	8	42.1							94	90	95.7				70	50	71.4				50	22	44.0	44	2	4.5	32	3	9.4
		4301016	2023	1													69	67	97.1				46	44	95.7	20	12	60.0	26	15	57.7	43	5	11.6	27	4	14.8
	DUTYWA PRIVATE CENTRE	4305001	2024	1				13	11	84.6	5	5	100.0	3	3	100.0	30	30	100.0	18	15	83.3	18	14	77.8	28	22	78.6	21	18	85.7	13	12	92.3	13	13	100.0
	ELLIOTDALE TECH	4301017	2024	3													139	139	100.0													93	33	35.5	43	25	58.1
		4301017	2023	3													185	183	98.9													120	44	36.7	61	55	90.2

Province Districts	Centre Name	Centre Number	Exam Date	Quintile	Accounting			Agricultural Sciences			Business Studies			Economics			English First Additional Language			Geography			History			Life Sciences			Mathematical Literacy			Mathematics			Physical Sciences		
					Total Wrote	Achieved 30 - 100%	% Achieved at 30% and Above	Total Wrote	Achieved 30 - 100%	% Achieved at 30% and Above	Total Wrote	Achieved 30 - 100%	% Achieved at 30% and Above	Total Wrote	Achieved 30 - 100%	% Achieved at 30% and Above	Total Wrote	Achieved 30 - 100%	% Achieved at 30% and Above	Total Wrote	Achieved 30 - 100%	% Achieved at 30% and Above	Total Wrote	Achieved 30 - 100%	% Achieved at 30% and Above	Total Wrote	Achieved 30 - 100%	% Achieved at 30% and Above	Total Wrote	Achieved 30 - 100%	% Achieved at 30% and Above	Total Wrote	Achieved 30 - 100%	% Achieved at 30% and Above			
AMATHOLE EAST	EMMANUEL HIGH SCHOOL	4302018	2024	99	13	13	100.0	12	12	100.0	9	9	100.0	9	9	100.0	30	30	100.0	17	17	100.0	13	13	100.0	33	30	90.9	18	18	100.0	24	18	75.0	20	15	75.0
		4302018	2023	99	3	3	100.0	11	11	100.0	4	4	100.0	4	3	75.0	23	23	100.0	16	14	87.5	12	12	100.0	27	17	63.0	14	12	85.7	17	10	58.8	16	14	87.5
	ENOCH MAMBA SENIOR SECONDARY SCHOOL	4301019	2024	1				43	38	88.4							83	82	98.8							43	37	86.0				53	40	75.5	52	34	65.4
		4301019	2023	1	6	5	83.3	45	44	97.8							97	96	99.0							51	49	96.1				56	46	82.1	56	43	76.8
	EXECUTIVE ACADEMY	4302020	2024	99	53	53	100.0	142	137	96.5	104	99	95.2	63	60	95.2	412	411	99.8	242	233	96.3	122	108	88.5	397	371	93.5	175	169	96.6	324	296	91.4	262	259	98.9
		4302020	2023	99	44	44	100.0	150	148	98.7	81	74	91.4	58	56	96.6	434	434	100.0	240	236	98.3	107	101	94.4	394	360	91.4	169	165	97.6	318	294	92.5	264	257	97.3
	EZINGCUKA SENIOR SECONDARY SCHOOL	4301021	2024	1	16	6	37.5	36	34	94.4	18	17	94.4	17	16	94.1	99	99	100.0				46	34	73.9	38	37	97.4	52	36	69.2	47	36	76.6	36	31	86.1
		4301021	2023	1	15	8	53.3	35	29	82.9	15	13	86.7	15	14	93.3	86	85	98.8				38	17	44.7	37	33	89.2	45	21	46.7	43	33	76.7	35	28	80.0
	EZINGQAYI SENIOR SECONDARY SCHOOL	4301022	2024	2										33	28	84.8	114	114	100.0				81	63	77.8	54	46	85.2	75	68	90.7	39	23	59.0	33	23	69.7
		4301022	2023	2										32	30	93.8	102	100	98.0				52	47	90.4	74	67	90.5	45	40	88.9	57	28	49.1	50	33	66.0
	EZIZWENI SENIOR SECONDARY SCHOOL	4301023	2024	2	22	21	95.5	52	50	96.2	21	21	100.0	21	21	100.0	121	120	99.2				51	43	84.3	101	68	67.3	56	46	82.1	66	37	56.1	49	39	79.6
		4301023	2023	2	24	22	91.7	72	66	91.7	24	23	95.8	24	23	95.8	124	122	98.4				48	48	100.0	100	69	69.0	58	54	93.1	66	47	71.2	52	46	88.5
	FORT MALAN SENIOR SECONDARY SCHOOL	4301024	2024	2	7	7	100.0	92	90	97.8	7	7	100.0	7	7	100.0	99	99	100.0				66	65	98.5	92	77	83.7	73	68	93.2	26	16	61.5	26	20	76.9
		4301024	2023	2	18	14	77.8	118	98	83.1	18	13	72.2	18	17	94.4	136	136	100.0				89	84	94.4	118	92	78.0	106	87	82.1	30	17	56.7	29	20	69.0
	GANIZULU SENIOR SECONDARY SCHOOL	4301025	2024	1	28	27	96.4	67	66	98.5	51	51	100.0	51	42	82.4	183	183	100.0	65	65	100.0	64	63	98.4	132	129	97.7	89	86	96.6	94	71	75.5	68	67	98.5
		4301025	2023	1	14	14	100.0	62	60	96.8	44	41	93.2	43	41	95.3	144	144	100.0	38	35	92.1	39	39	100.0	100	90	90.0	68	61	89.7	76	56	73.7	62	58	93.5
	GOBE COMMERCIAL SCHOOL	4301026	2024	2	31	24	77.4	37	36	97.3	40	40	100.0	36	30	83.3	119	119	100.0	88	85	96.6				88	85	96.6	38	38	100.0	81	59	72.8	37	35	94.6
		4301026	2023	2	25	25	100.0	38	35	92.1	29	29	100.0	30	29	96.7	125	125	100.0	100	98	98.0				100	65	65.0	63	61	96.8	62	55	88.7	53	42	79.2

Province Districts	Centre Name	Centre Number	Exam Date	Quintile	Accounting			Agricultural Sciences			Business Studies			Economics			English First Additional Language			Geography			History			Life Sciences			Mathematical Literacy			Mathematics			Physical Sciences		
					Total Wrote	Achieved 30 - 100%	% Achieved at 30% and Above	Total Wrote	Achieved 30 - 100%	% Achieved at 30% and Above	Total Wrote	Achieved 30 - 100%	% Achieved at 30% and Above	Total Wrote	Achieved 30 - 100%	% Achieved at 30% and Above	Total Wrote	Achieved 30 - 100%	% Achieved at 30% and Above	Total Wrote	Achieved 30 - 100%	% Achieved at 30% and Above	Total Wrote	Achieved 30 - 100%	% Achieved at 30% and Above	Total Wrote	Achieved 30 - 100%	% Achieved at 30% and Above	Total Wrote	Achieved 30 - 100%	% Achieved at 30% and Above	Total Wrote	Achieved 30 - 100%	% Achieved at 30% and Above			
AMATHOLE EAST	GWADANA SENIOR SECONDARY SCHOOL	4301027	2024	2	15	6	40.0	28	27	96.4	19	19	100.0	17	16	94.1	44	44	100.0				27	27	100.0	28	27	96.4	23	20	87.0	21	17	81.0	15	11	73.3
		4301027	2023	2	18	10	55.6	30	28	93.3	29	24	82.8	20	17	85.0	49	49	100.0				28	27	96.4	30	25	83.3	32	26	81.3	17	9	52.9	11	8	72.7
	GWEBITYALA SENIOR SECONDARY SCHOOL	4301028	2024	1	30	30	100.0	105	99	94.3	31	31	100.0	30	30	100.0	246	246	100.0	111	108	97.3	112	112	100.0	215	205	95.3	114	107	93.9	132	69	52.3	104	86	82.7
		4301028	2023	1	42	41	97.6	76	65	85.5	42	40	95.2	42	40	95.2	211	210	99.5	93	88	94.6	95	95	100.0	169	141	83.4	117	103	88.0	94	58	61.7	74	60	81.1
	GWELANE SENIOR SECONDARY SCHOOL	4301029	2024	1							20	12	60.0				61	60	98.4	61	53	86.9	37	35	94.6	41	33	80.5	33	20	60.6	28	6	21.4	24	13	54.2
		4301029	2023	1							27	24	88.9				59	59	100.0	59	48	81.4	42	41	97.6	32	24	75.0	42	25	59.5	17	7	41.2	17	12	70.6
	IDUTYWA SCHOOL OF EXCELLENCE	4302030	2024	99	28	18	64.3	61	52	85.2	52	47	90.4	41	33	80.5	177	177	100.0	109	96	88.1	67	66	98.5	142	109	76.8	82	73	89.0	135	68	50.4	94	65	69.1
		4302030	2023	99	14	14	100.0	71	60	84.5	46	38	82.6	28	22	78.6	203	203	100.0	150	141	94.0	59	57	96.6	195	165	84.6	88	71	80.7	166	109	65.7	137	107	78.1
	ISOLOMZI SENIOR SECONDARY SCHOOL	4301031	2024	1	24	22	91.7	57	55	96.5	41	37	90.2	52	49	94.2	107	107	100.0	2	2	100.0	25	25	100.0	66	58	87.9	31	25	80.6	76	40	52.6	55	48	87.3
		4301031	2023	1	14	14	100.0	48	44	91.7	28	28	100.0	36	34	94.4	79	79	100.0				17	17	100.0	51	41	80.4	25	20	80.0	54	33	61.1	43	35	81.4
	JALAMBA SENIOR SECONDARY SCHOOL	4301032	2024	3	36	34	94.4	47	47	100.0	36	33	91.7	36	31	86.1	105	105	100.0	22	22	100.0				69	63	91.3	36	35	97.2	69	30	43.5	69	63	91.3
		4301032	2023	3	22	19	86.4	44	42	95.5	22	17	77.3	22	15	68.2	92	91	98.9	26	20	76.9				70	60	85.7	22	20	90.9	70	19	27.1	70	59	84.3
	JJ NJEZA SENIOR SECONDARY SCHOOL	4301033	2024	1	9	5	55.6				14	12	85.7	32	30	93.8	59	58	98.3	37	36	97.3				50	38	76.0	32	22	68.8	27	21	77.8	27	25	92.6
		4301033	2023	1	17	17	100.0				28	27	96.4	32	31	96.9	48	48	100.0	16	16	100.0				31	19	61.3	28	23	82.1	20	12	60.0	16	9	56.3
	JONGABANTU SENIOR SECONDARY SCHOOL	4301034	2024	2													61	60	98.4	17	16	94.1	42	35	83.3	17	16	94.1	43	29	67.4	18	5	27.8			
		4301034	2023	2	15	13	86.7				15	13	86.7	15	15	100.0	62	62	100.0	24	23	95.8	23	21	91.3	24	21	87.5	54	28	51.9	7	3	42.9			

Province Districts	Centre Name	Centre Number	Exam Date	Quintile	Accounting			Agricultural Sciences			Business Studies			Economics			English First Additional Language			Geography			History			Life Sciences			Mathematical Literacy			Mathematics			Physical Sciences					
					Total Wrote	Achieved 30 - 100%	% Achieved at 30% and Above	Total Wrote	Achieved 30 - 100%	% Achieved at 30% and Above	Total Wrote	Achieved 30 - 100%	% Achieved at 30% and Above	Total Wrote	Achieved 30 - 100%	% Achieved at 30% and Above	Total Wrote	Achieved 30 - 100%	% Achieved at 30% and Above	Total Wrote	Achieved 30 - 100%	% Achieved at 30% and Above	Total Wrote	Achieved 30 - 100%	% Achieved at 30% and Above	Total Wrote	Achieved 30 - 100%	% Achieved at 30% and Above	Total Wrote	Achieved 30 - 100%	% Achieved at 30% and Above	Total Wrote	Achieved 30 - 100%	% Achieved at 30% and Above						
AMATHOLE EAST	JONGILANGA SENIOR SECONDARY SCHOOL	4301035	2024	1				117	97	82.9							132	131	99.2	92	80	87.0				132	117	88.6	78	67	85.9	54	49	90.7	54	49	90.7			
		4301035	2023	1				95	83	87.4							122	122	100.0	87	86	98.9				118	112	94.9	56	55	98.2	66	59	89.4	66	60	90.9			
	JONGILIZWE SENIOR SECONDARY SCHOOL	4301036	2024	3				42	30	71.4							42	42	100.0	27	23	85.2	27	22	81.5	15	12	80.0	27	21	77.8	15	4	26.7	15	12	80.0			
		4301036	2023	3				30	26	86.7							30	30	100.0	18	15	83.3	18	17	94.4	12	11	91.7	18	12	66.7	12	3	25.0	12	11	91.7			
	JS SKENJANA SENIOR SECONDARY SCHOOL	4301037	2024	3	33	31	93.9	106	92	86.8	33	30	90.9	33	32	97.0	231	231	100.0	107	98	91.6	91	86	94.5	183	166	90.7	116	101	87.1	115	90	78.3	107	98	91.6			
		4301037	2023	3	38	37	97.4	94	83	88.3	38	36	94.7	38	38	100.0	232	232	100.0	134	105	78.4	60	58	96.7	160	130	81.3	89	74	83.1	143	91	63.6	134	83	61.9			
	KRAZUKILE SENIOR SECONDARY SCHOOL	4301038	2024	1	25	24	96.0				35	35	100.0	32	32	100.0	103	103	100.0	71	69	97.2	39	38	97.4	68	61	89.7	40	40	100.0	63	50	79.4	39	34	87.2			
		4301038	2023	1	16	15	93.8				32	31	96.9	35	33	94.3	83	83	100.0	49	46	93.9	33	33	100.0	52	46	88.5	41	35	85.4	43	30	69.8	35	28	80.0			
	LAMPLOUGH SENIOR SECONDARY SCHOOL	4301040	2024	3	37	35	94.6	94	87	92.6	38	38	100.0	37	37	100.0	249	249	100.0	168	152	90.5	72	61	84.7	214	180	84.1	151	130	86.1	100	85	85.0	58	45	77.6			
		4301040	2023	3	28	14	50.0	69	57	82.6	27	23	85.2	28	25	89.3	174	172	98.9	117	101	86.3	42	32	76.2	147	90	61.2	82	66	80.5	93	50	53.8	40	24	60.0			
	LM MALGAS SENIOR SECONDARY SCHOOL	4301041	2024	2				19	15	78.9							19	18	94.7				19	17	89.5	19	8	42.1	19	14	73.7									
		4301041	2023	2				19	14	73.7							19	18	94.7	9	7	77.8	10	10	100.0	19	10	52.6	19	17	89.5									
	LURWAYIZO SENIOR SECONDARY SCHOOL	4301042	2024	1				9	9	100.0							9	9	100.0				9	9	100.0	9	8	88.9	9	8	88.9									
		4301042	2023	1				17	12	70.6							17	17	100.0				13	12	92.3	16	10	62.5				17	2	11.8	4	2	50.0			
	MABOBOTI SENIOR SECONDARY SCHOOL	4301043	2024	1	10	10	100.0	31	31	100.0	11	11	100.0	24	22	91.7	40	40	100.0										29	19	100.0	19	19	100.0	21	15	71.4	15	13	86.7
		4301043	2023	1	18	12	66.7	26	23	88.5	18	18	100.0	29	19	65.5	44	44	100.0										26	23	88.5	25	16	64.0	19	15	78.9	15	14	93.3

Province Districts	Centre Name	Centre Number	Exam Date	Quintile	Accounting			Agricultural Sciences			Business Studies			Economics			English First Additional Language			Geography			History			Life Sciences			Mathematical Literacy			Mathematics			Physical Sciences		
					Total Wrote	Achieved 30 - 100%	% Achieved at 30% and Above	Total Wrote	Achieved 30 - 100%	% Achieved at 30% and Above	Total Wrote	Achieved 30 - 100%	% Achieved at 30% and Above	Total Wrote	Achieved 30 - 100%	% Achieved at 30% and Above	Total Wrote	Achieved 30 - 100%	% Achieved at 30% and Above	Total Wrote	Achieved 30 - 100%	% Achieved at 30% and Above	Total Wrote	Achieved 30 - 100%	% Achieved at 30% and Above	Total Wrote	Achieved 30 - 100%	% Achieved at 30% and Above	Total Wrote	Achieved 30 - 100%	% Achieved at 30% and Above	Total Wrote	Achieved 30 - 100%	% Achieved at 30% and Above			
AMATHOLE EAST	MACIBE SENIOR SECONDARY SCHOOL	4301044	2024	2	19	14	73.7	39	36	92.3	39	38	97.4	28	28	100.0	78	78	100.0				49	47	95.9	26	25	96.2	63	53	84.1	16	13	81.3	10	10	100.0
		4301044	2023	2	17	11	64.7	38	29	76.3	23	22	95.7	22	20	90.9	77	77	100.0	16	14	87.5	37	36	97.3	39	26	66.7	47	41	87.2	30	20	66.7	23	20	87.0
	MATHUMBU SENIOR SECONDARY SCHOOL	4301045	2024	1				11	11	100.0							11	11	100.0				8	8	100.0	11	11	100.0	8	6	75.0	3	3	100.0	3	3	100.0
		4301045	2023	1				29	18	62.1							30	27	90.0				25	19	76.0	30	15	50.0	25	11	44.0	6	2	33.3	6	5	83.3
	MAZIZINI SENIOR SECONDARY SCHOOL	4301046	2024	2				120	118	98.3							258	258	100.0	152	150	98.7	103	101	98.1	253	238	94.1	106	103	97.2	152	133	87.5	146	138	94.5
		4301046	2023	2				102	94	92.2							192	192	100.0	111	109	98.2	76	75	98.7	191	173	90.6	86	84	97.7	101	90	89.1	96	86	89.6
	MDENI SENIOR SECONDARY SCHOOL	4301047	2024	1	75	60	80.0	258	244	94.6	93	81	87.1	88	69	78.4	351	351	100.0				163	154	94.5	260	241	92.7	172	159	92.4	176	108	61.4	112	84	75.0
		4301047	2023	1	58	51	87.9	273	254	93.0	78	65	83.3	77	60	77.9	350	350	100.0				145	135	93.1	269	229	85.1	159	137	86.2	184	113	61.4	147	108	73.5
	MENTE SENIOR SECONDARY SCHOOL	4301048	2024	1	11	6	54.5	8	8	100.0	12	12	100.0	12	9	75.0	20	20	100.0							8	6	75.0	12	10	83.3	8	3	37.5	8	8	100.0
		4301048	2023	1	13	4	30.8	16	12	75.0	13	8	61.5	20	12	60.0	29	29	100.0							16	11	68.8	21	12	57.1	8	2	25.0	8	3	37.5
	MGOMANZI SENIOR SECONDARY SCHOOL	4301049	2024	3										21	19	90.5	39	39	100.0	39	29	74.4				39	29	74.4	19	19	100.0	20	12	60.0	17	10	58.8
		4301049	2023	3										22	22	100.0	32	32	100.0	32	28	87.5				32	32	100.0	22	22	100.0	10	2	20.0	10	7	70.0
	MIDA SCHOOL	4302050	2024	99	10	9	90.0	35	32	91.4	15	15	100.0	23	23	100.0	29	29	100.0	82	81	98.8	18	18	100.0	94	82	87.2	26	24	92.3	91	58	63.7	60	47	78.3
		4302050	2023	99	20	19	95.0	27	26	96.3	27	27	100.0	42	41	97.6	44	44	100.0	90	88	97.8	24	24	100.0	95	83	87.4	36	31	86.1	101	61	60.4	65	51	78.5
	MPOZOLO SENIOR SECONDARY SCHOOL	4301051	2024	1				20	19	95.0							20	20	100.0							20	19	95.0				20	5	25.0	20	16	80.0
		4301051	2023	1				41	29	70.7							41	41	100.0							41	29	70.7				41	6	14.6	41	15	36.6
	MSOBOMVU SENIOR SECONDARY SCHOOL	4301052	2024	3				63	51	81.0							143	142	99.3	80	63	78.8	77	64	83.1	143	120	83.9	71	54	76.1	72	48	66.7	66	45	68.2
		4301052	2023	3				38	28	73.7							119	119	100.0	82	70	85.4	76	63	82.9	120	97	80.8	68	41	60.3	52	29	55.8	44	26	59.1



Province Districts	Centre Name	Centre Number	Exam Date	Quintile	Accounting			Agricultural Sciences			Business Studies			Economics			English First Additional Language			Geography			History			Life Sciences			Mathematical Literacy			Mathematics			Physical Sciences		
					Total Wrote	Achieved 30 - 100%	% Achieved at 30% and Above	Total Wrote	Achieved 30 - 100%	% Achieved at 30% and Above	Total Wrote	Achieved 30 - 100%	% Achieved at 30% and Above	Total Wrote	Achieved 30 - 100%	% Achieved at 30% and Above	Total Wrote	Achieved 30 - 100%	% Achieved at 30% and Above	Total Wrote	Achieved 30 - 100%	% Achieved at 30% and Above	Total Wrote	Achieved 30 - 100%	% Achieved at 30% and Above	Total Wrote	Achieved 30 - 100%	% Achieved at 30% and Above	Total Wrote	Achieved 30 - 100%	% Achieved at 30% and Above	Total Wrote	Achieved 30 - 100%	% Achieved at 30% and Above			
AMATHOLE EAST	MTAWELANGA SENIOR SECONDARY SCHOOL	4301053	2024	2	19	6	31.6	53	43	81.1	19	16	84.2	19	12	63.2	72	71	98.6				22	17	77.3	53	44	83.0	37	20	54.1	35	31	88.6	31	23	74.2
		4301053	2023	2	20	13	65.0	45	44	97.8	20	13	65.0	20	18	90.0	65	65	100.0				23	18	78.3	45	42	93.3	41	28	68.3	25	22	88.0	23	21	91.3
	MTEBELE SENIOR SECONDARY SCHOOL	4301054	2024	2	18	8	44.4	63	48	76.2	28	27	96.4	26	23	88.5	90	90	100.0				63	46	73.0	74	49	66.2	52	19	36.5	37	2	5.4	8	2	25.0
		4301054	2023	2	8	6	75.0	57	42	73.7	13	12	92.3	18	17	94.4	74	71	95.9				42	38	90.5	62	43	69.4	43	17	39.5	21	3	14.3	12	8	66.7
	NAKAZANA SENIOR SECONDARY SCHOOL	4301055	2024	1				38	28	73.7							38	38	100.0				25	18	72.0	38	17	44.7	25	20	80.0	13	5	38.5	13	10	76.9
		4301055	2023	1				50	22	44.0							50	50	100.0				35	17	48.6	50	20	40.0	35	25	71.4	15	9	60.0	15	11	73.3
	NCEDISIZWE SENIOR SECONDARY SCHOOL	4301056	2024	1	9	7	77.8				11	9	81.8	21	18	85.7	36	34	94.4	27	21	77.8				25	21	84.0	12	10	83.3	24	8	33.3	15	12	80.0
		4301056	2023	1	3	3	100.0	17	11	64.7	3	3	100.0	3	3	100.0	42	41	97.6	22	22	100.0	26	25	96.2	39	22	56.4	26	23	88.5	16	10	62.5	13	11	84.6
	NDABANKULU SENIOR SECONDARY SCHOOL	4301057	2024	3	39	36	92.3	92	87	94.6	39	39	100.0	39	37	94.9	159	159	100.0	28	27	96.4	82	79	96.3	92	90	97.8	82	79	96.3	77	47	61.0	38	36	94.7
		4301057	2023	3	38	33	86.8	92	86	93.5	38	33	86.8	38	33	86.8	168	168	100.0	38	32	84.2	74	71	95.9	92	91	98.9	74	69	93.2	94	43	45.7	56	49	87.5
	NGANGOLWANDLE SENIOR SECONDARY SCHOOL	4301058	2024	1	4	4	100.0	50	43	86.0	23	22	95.7	19	19	100.0	96	96	100.0	53	42	79.2	51	44	86.3	52	39	75.0	48	34	70.8	48	16	33.3	35	25	71.4
		4301058	2023	1	15	13	86.7	163	114	69.9	53	40	75.5	25	23	92.0	275	274	99.6	157	127	80.9	127	111	87.4	185	142	76.8	117	68	58.1	158	55	34.8	100	58	58.0
	NGCINGWANE TECH S S S	4301059	2024	3				21	19	90.5	51	50	98.0				95	95	100.0	30	29	96.7				51	42	82.4				51	21	41.2	30	19	63.3
		4301059	2023	3				23	17	73.9	52	46	88.5				92	92	100.0	29	29	100.0				51	39	76.5				53	27	50.9	30	19	63.3
	NGUBESIZWE SENIOR SECONDARY SCHOOL	4301060	2024	3	11	3	27.3				11	9	81.8	11	9	81.8	11	11	100.0													11	0	0.0			
		4301060	2023	3	9	5	55.6				9	7	77.8	9	7	77.8	9	9	100.0												9	3	33.3				

Province Districts	Centre Name	Centre Number	Exam Date	Quintile	Accounting			Agricultural Sciences			Business Studies			Economics			English First Additional Language			Geography			History			Life Sciences			Mathematical Literacy			Mathematics			Physical Sciences		
					Total Wrote	Achieved 30 - 100%	% Achieved at 30% and Above	Total Wrote	Achieved 30 - 100%	% Achieved at 30% and Above	Total Wrote	Achieved 30 - 100%	% Achieved at 30% and Above	Total Wrote	Achieved 30 - 100%	% Achieved at 30% and Above	Total Wrote	Achieved 30 - 100%	% Achieved at 30% and Above	Total Wrote	Achieved 30 - 100%	% Achieved at 30% and Above	Total Wrote	Achieved 30 - 100%	% Achieved at 30% and Above	Total Wrote	Achieved 30 - 100%	% Achieved at 30% and Above	Total Wrote	Achieved 30 - 100%	% Achieved at 30% and Above	Total Wrote	Achieved 30 - 100%	% Achieved at 30% and Above			
AMATHOLE EAST	NGWENZE SENIOR SECONDARY SCHOOL	4301061	2024	2	27	19	70.4	79	73	92.4	39	34	87.2	32	30	93.8	189	189	100.0	81	69	85.2	94	80	85.1	149	122	81.9	92	86	93.5	97	76	78.4	66	61	92.4
		4301061	2023	2	30	19	63.3	71	56	78.9	32	31	96.9	31	29	93.5	159	158	99.4	62	59	95.2	69	67	97.1	127	84	66.1	75	67	89.3	84	36	42.9	55	39	70.9
	NOBANGILE SENIOR SECONDARY SCHOOL	4301062	2024	1	21	18	85.7	36	35	97.2	21	20	95.2	21	21	100.0	98	98	100.0	41	38	92.7	51	43	84.3	77	65	84.4	72	62	86.1	26	22	84.6	26	26	100.0
		4301062	2023	1	21	21	100.0	33	31	93.9	21	19	90.5	21	21	100.0	120	120	100.0	66	56	84.8	67	57	85.1	99	79	79.8	88	73	83.0	32	16	50.0	32	23	71.9
	NOLITHA COMPREHENSIVE TECHNICAL SCHO	4301063	2024	3													65	65	100.0	43	43	100.0				43	39	90.7				43	33	76.7	43	33	76.7
		4301063	2023	3													74	73	98.6	54	48	88.9				54	44	81.5				54	24	44.4	54	37	68.5
	NOMAHEYA SENIOR SECONDARY SCHOOL	4301064	2024	3	12	10	83.3	42	41	97.6	12	11	91.7	34	33	97.1	86	86	100.0	32	31	96.9				74	53	71.6	28	25	89.3	58	29	50.0	52	20	38.5
		4301064	2023	3	13	12	92.3	37	20	54.1	13	11	84.6	41	24	58.5	72	69	95.8	22	20	90.9				59	30	50.8	38	20	52.6	34	15	44.1	31	12	38.7
	NONDWE SENIOR SECONDARY SCHOOL	4301065	2024	1				54	50	92.6							54	53	98.1				15	14	93.3	54	44	81.5	15	14	93.3	39	16	41.0	39	25	64.1
		4301065	2023	1				54	42	77.8							55	53	96.4				31	21	67.7	56	33	58.9	31	21	67.7	25	12	48.0	25	15	60.0
	NQABARA SENIOR SECONDARY SCHOOL	4301067	2024	1				59	56	94.9				44	44	100.0	59	59	100.0							59	56	94.9				59	4	6.8	15	11	73.3
		4301067	2023	1				58	52	89.7				38	31	81.6	58	58	100.0							58	53	91.4				58	7	12.1	20	17	85.0
	NQABISILE SENIOR SECONDARY SCHOOL	4301068	2024	1				20	17	85.0				12	12	100.0	20	20	100.0							20	17	85.0	9	9	100.0	11	8	72.7	8	8	100.0
		4301068	2023	1				14	12	85.7				10	9	90.0	14	14	100.0							14	12	85.7	8	7	87.5	6	1	16.7	4	3	75.0
	PAKAMANI SENIOR SECONDARY SCHOOL	4301069	2024	3	41	18	43.9	93	81	87.1	41	38	92.7	80	68	85.0	174	174	100.0	102	92	90.2	72	64	88.9	125	104	83.2	71	60	84.5	104	61	58.7	94	48	51.1
		4301069	2023	3	34	17	50.0	112	85	75.9	34	27	79.4	90	71	78.9	185	185	100.0	95	76	80.0	77	73	94.8	151	111	73.5	83	66	79.5	102	46	45.1	95	46	48.4
	QOMBOLO SENIOR SECONDARY SCHOOL	4301070	2024	1	20	17	85.0							31	30	96.8	31	31	100.0							31	28	90.3	20	19	95.0	11	5	45.5	11	11	100.0
		4301070	2023	1	11	10	90.9							24	21	87.5	24	24	100.0							24	17	70.8	11	11	100.0	13	4	30.8	13	9	69.2

Province Districts	Centre Name	Centre Number	Exam Date	Quintile	Accounting			Agricultural Sciences			Business Studies			Economics			English First Additional Language			Geography			History			Life Sciences			Mathematical Literacy			Mathematics			Physical Sciences		
					Total Wrote	Achieved 30 - 100%	% Achieved at 30% and Above	Total Wrote	Achieved 30 - 100%	% Achieved at 30% and Above	Total Wrote	Achieved 30 - 100%	% Achieved at 30% and Above	Total Wrote	Achieved 30 - 100%	% Achieved at 30% and Above	Total Wrote	Achieved 30 - 100%	% Achieved at 30% and Above	Total Wrote	Achieved 30 - 100%	% Achieved at 30% and Above	Total Wrote	Achieved 30 - 100%	% Achieved at 30% and Above	Total Wrote	Achieved 30 - 100%	% Achieved at 30% and Above	Total Wrote	Achieved 30 - 100%	% Achieved at 30% and Above	Total Wrote	Achieved 30 - 100%	% Achieved at 30% and Above			
AMATHOLE EAST	SIYABULELA SENIOR SECONDARY SCHOOL	4301071	2024	3							16	16	100.0	9	9	100.0	22	22	100.0							13	5	38.5	16	14	87.5	6	4	66.7	6	2	33.3
		4301071	2023	3							13	11	84.6	6	6	100.0	21	21	100.0							15	11	73.3	12	12	100.0	9	4	44.4	8	7	87.5
	SOPHAKAMA SENIOR SECONDARY SCHOOL	4301072	2024	2				19	17	89.5				11	11	100.0	19	19	100.0				11	11	100.0	8	7	87.5	11	10	90.9	8	7	87.5	8	5	62.5
		4301072	2023	2				20	17	85.0				7	7	100.0	20	20	100.0				7	7	100.0	13	10	76.9	7	7	100.0	13	9	69.2	13	4	30.8
	TANGA SENIOR SECONDARY SCHOOL	4301073	2024	3	26	22	84.6	61	60	98.4	25	25	100.0	25	25	100.0	87	87	100.0				29	29	100.0	62	62	100.0	53	53	100.0	33	31	93.9	33	30	90.9
		4301073	2023	3	35	31	88.6	65	60	92.3	33	30	90.9	33	26	78.8	104	104	100.0				31	29	93.5	68	59	86.8	60	60	100.0	40	29	72.5	39	35	89.7
	THUBELIHLE SENIOR SECONDARY SCHOOL	4301074	2024	1	19	18	94.7	63	60	95.2	44	44	100.0	20	20	100.0	83	83	100.0	1	1	100.0				63	57	90.5	34	32	94.1	49	32	65.3	39	35	89.7
		4301074	2023	1	21	18	85.7	48	43	89.6	44	41	93.2	22	19	86.4	71	70	98.6	2	2	100.0				50	44	88.0	29	23	79.3	42	20	47.6	27	25	92.6
	TYALI SENIOR SECONDARY SCHOOL	4301075	2024	1	22	22	100.0	26	26	100.0	49	48	98.0	45	44	97.8	71	71	100.0							49	40	81.6	27	26	96.3	44	28	63.6	22	21	95.5
		4301075	2023	1	24	24	100.0	33	30	90.9	38	36	94.7	36	23	63.9	71	71	100.0							47	29	61.7	33	32	97.0	22	21	95.5	20	20	100.0
	UPPER GWADU SENIOR SECONDARY SCHOOL	4301076	2024	2	8	8	100.0	19	19	100.0	8	8	100.0	8	8	100.0	27	27	100.0				19	19	100.0	19	17	89.5	21	21	100.0	6	6	100.0			
		4301076	2023	2	13	12	92.3	22	21	95.5	13	13	100.0	13	11	84.6	35	35	100.0				22	22	100.0	22	19	86.4	28	28	100.0	6	5	83.3			
	VULI-VALLEY SENIOR SECONDARY SCHOOL	4301078	2024	2	13	10	76.9				13	13	100.0	13	13	100.0	87	87	100.0	65	53	81.5	51	51	100.0	23	22	95.7	51	44	86.3	36	5	13.9	23	13	56.5
		4301078	2023	4	15	11	73.3				15	15	100.0	15	12	80.0	55	55	100.0	33	32	97.0	27	27	100.0	13	12	92.3	27	23	85.2	28	13	46.4	13	12	92.3

Province Districts	Centre Name	Centre Number	Exam Date	Quintile	Accounting			Agricultural Sciences			Business Studies			Economics			English First Additional Language			Geography			History			Life Sciences			Mathematical Literacy			Mathematics			Physical Sciences		
					Total Wrote	Achieved 30 - 100%	% Achieved at 30% and Above	Total Wrote	Achieved 30 - 100%	% Achieved at 30% and Above	Total Wrote	Achieved 30 - 100%	% Achieved at 30% and Above	Total Wrote	Achieved 30 - 100%	% Achieved at 30% and Above	Total Wrote	Achieved 30 - 100%	% Achieved at 30% and Above	Total Wrote	Achieved 30 - 100%	% Achieved at 30% and Above	Total Wrote	Achieved 30 - 100%	% Achieved at 30% and Above	Total Wrote	Achieved 30 - 100%	% Achieved at 30% and Above	Total Wrote	Achieved 30 - 100%	% Achieved at 30% and Above	Total Wrote	Achieved 30 - 100%	% Achieved at 30% and Above			
AMATHOLE EAST	VULINGCOBO SENIOR SECONDARY SCHOOL	4301077	2024	1				56	53	94.6				67	61	91.0	172	168	97.7	49	40	81.6	125	111	88.8	105	75	71.4	89	79	88.8	83	44	53.0	47	39	83.0
		4301077	2023	2				34	27	79.4				47	15	31.9	139	133	95.7	57	41	71.9	107	91	85.0	92	44	47.8	73	47	64.4	67	33	49.3	32	24	75.0
	VULUHLANGA SENIOR SECONDARY SCHOOL	4301079	2024	2	14	10	71.4	55	53	96.4				14	3	21.4	55	55	100.0	41	41	100.0				55	46	83.6				55	24	43.6	41	20	48.8
		4301079	2023	2	9	6	66.7	45	43	95.6				9	9	100.0	45	45	100.0	36	35	97.2				45	39	86.7	8	8	100.0	37	19	51.4	36	17	47.2
	WILLOVALE SENIOR SECONDARY SCHOOL	4301080	2024	3				25	24	96.0	48	48	100.0	6	6	100.0	60	60	100.0				42	42	100.0	8	8	100.0	48	43	89.6	12	10	83.3	12	9	75.0
		4301080	2023	3				25	24	96.0	46	43	93.5	11	11	100.0	63	63	100.0				35	35	100.0	10	10	100.0	46	34	73.9	17	15	88.2	17	17	100.0
	XILINXA SENIOR SECONDARY SCHOOL	4301081	2024	2				24	23	95.8				17	17	100.0	32	32	100.0	15	15	100.0	17	16	94.1	15	15	100.0	22	22	100.0	10	5	50.0	8	4	50.0
		4301081	2023	2				28	26	92.9				27	25	92.6	36	36	100.0	9	9	100.0	27	18	66.7	9	9	100.0	27	26	96.3	9	8	88.9	8	6	75.0
	XOLILIZWE SENIOR SECONDARY SCHOOL	4301082	2024	2	16	16	100.0	93	93	100.0	19	19	100.0	24	24	100.0	182	182	100.0				73	73	100.0	163	156	95.7	82	82	100.0	100	90	90.0	85	84	98.8
		4301082	2023	2	24	22	91.7	95	93	97.9	24	24	100.0	34	34	100.0	188	188	100.0				69	69	100.0	164	156	95.1	98	98	100.0	90	82	91.1	85	76	89.4
	ZANEWONGA SENIOR SECONDARY SCHOOL	4301083	2024	1	11	9	81.8				56	50	89.3	11	11	100.0	56	56	100.0				31	25	80.6	45	26	57.8	37	30	81.1	19	4	21.1	14	5	35.7
		4301083	2023	1	5	5	100.0				36	35	97.2	6	6	100.0	36	36	100.0				24	23	95.8	30	16	53.3	26	21	80.8	10	7	70.0	7	7	100.0
	ZANGQOLWANE SENIOR SECONDARY SCHOOL	4301089	2024	1	15	11	73.3	36	34	94.4	16	15	93.8	15	12	80.0	77	77	100.0	30	30	100.0				61	49	80.3				77	35	45.5	58	34	58.6
		4301089	2023	99	10	4	40.0	47	33	70.2	10	6	60.0	11	6	54.5	78	76	97.4	26	23	88.5				68	36	52.9				78	21	26.9	62	26	41.9
	ZAZULWANA SENIOR SECONDARY SCHOOL	4301084	2024	3	10	8	80.0				21	20	95.2				21	21	100.0							21	21	100.0				21	12	57.1	19	11	57.9
		4301084	2023	3	7	5	71.4				15	13	86.7				15	15	100.0							15	13	86.7				15	5	33.3	15	9	60.0

Province Districts	Centre Name	Centre Number	Exam Date	Quintile	Accounting			Agricultural Sciences			Business Studies			Economics			English First Additional Language			Geography			History			Life Sciences			Mathematical Literacy			Mathematics			Physical Sciences		
					Total Wrote	Achieved 30 - 100%	% Achieved at 30% and Above	Total Wrote	Achieved 30 - 100%	% Achieved at 30% and Above	Total Wrote	Achieved 30 - 100%	% Achieved at 30% and Above	Total Wrote	Achieved 30 - 100%	% Achieved at 30% and Above	Total Wrote	Achieved 30 - 100%	% Achieved at 30% and Above	Total Wrote	Achieved 30 - 100%	% Achieved at 30% and Above	Total Wrote	Achieved 30 - 100%	% Achieved at 30% and Above	Total Wrote	Achieved 30 - 100%	% Achieved at 30% and Above	Total Wrote	Achieved 30 - 100%	% Achieved at 30% and Above	Total Wrote	Achieved 30 - 100%	% Achieved at 30% and Above			
AMATHOLE EAST	ZWELANDILE SENIOR SECONDARY SCHOOL	4301085	2024	3	14	9	64.3	43	43	100.0	13	13	100.0	13	11	84.6	57	57	100.0				23	23	100.0	44	42	95.5	31	30	96.8	26	22	84.6	20	17	85.0
		4301085	2023	3	12	10	83.3	36	33	91.7	12	12	100.0	13	13	100.0	48	48	100.0				25	25	100.0	36	29	80.6	30	25	83.3	18	11	61.1	10	6	60.0
	ZWELIENQABA SENIOR SECONDARY SCHOOL	4301086	2024	1	27	23	85.2	64	59	92.2	27	27	100.0	27	27	100.0	146	146	100.0	55	52	94.5	55	55	100.0	119	99	83.2	55	45	81.8	91	40	44.0	64	45	70.3
		4301086	2023	1	33	30	90.9	76	60	78.9	33	32	97.0	33	31	93.9	179	177	98.9	70	65	92.9	70	66	94.3	146	97	66.4	70	52	74.3	109	53	48.6	76	50	65.8
	ZWELIDUMILE SENIOR SECONDARY SCHOOL	4301087	2024	1	20	20	100.0				58	56	96.6	42	39	92.9	89	89	100.0				51	51	100.0	47	46	97.9	69	63	91.3	20	18	90.0	18	18	100.0
		4301087	2023	3	26	26	100.0				47	47	100.0	39	39	100.0	77	77	100.0				30	30	100.0	38	37	97.4	52	49	94.2	25	21	84.0	21	20	95.2
ZWELIWELILE SENIOR SECONDARY SCHOOL	4301088	2024	3	56	30	53.6	99	84	84.8	64	58	90.6	61	41	67.2	255	253	99.2	106	90	84.9	75	70	93.3	190	158	83.2	122	102	83.6	133	90	67.7	114	82	71.9	
	4301088	2023	3	49	39	79.6	99	78	78.8	59	50	84.7	53	45	84.9	273	271	99.3	140	117	83.6	97	88	90.7	209	162	77.5	146	122	83.6	128	73	57.0	113	89	78.8	
AMATHOLE WEST	A M SITYANA HIGH SCHOOL	4311001	2024	2				39	32	82.1	10	10	100.0	10	10	100.0	39	39	100.0				29	22	75.9				33	27	81.8	6	1	16.7			
		4311001	2023	2				30	27	90.0	12	12	100.0	12	12	100.0	30	30	100.0				18	18	100.0				23	14	60.9	7	6	85.7			
	A M TAPA SENIOR SECONDARY SCHOOL	4311003	2024	3	12	10	83.3	20	19	95.0	15	15	100.0	30	24	80.0	32	31	96.9							17	16	94.1	25	24	96.0	7	4	57.1	2	2	100.0
		4311003	2023	3	7	7	100.0	32	30	93.8	9	8	88.9	32	30	93.8	39	39	100.0							30	29	96.7	26	25	96.2	13	9	69.2	7	7	100.0
	ADELAIDE GYMNASIUM	4311002	2024	3													14	14	100.0							30	16	53.3	18	17	94.4	20	18	90.0	18	17	94.4
		4311002	2023	4													23	23	100.0							46	15	32.6	34	27	79.4	25	16	64.0	19	13	68.4
AMABHELE HIGH SCHOOL	4311004	2024	3				13	12	92.3	13	13	100.0				13	13	100.0										13	11	84.6							
	4311004	2023	3				19	11	57.9	19	14	73.7				19	19	100.0										19	13	68.4							

Province Districts	Centre Name	Centre Number	Exam Date	Quintile	Accounting			Agricultural Sciences			Business Studies			Economics			English First Additional Language			Geography			History			Life Sciences			Mathematical Literacy			Mathematics			Physical Sciences		
					Total Wrote	Achieved 30 - 100%	% Achieved at 30% and Above	Total Wrote	Achieved 30 - 100%	% Achieved at 30% and Above	Total Wrote	Achieved 30 - 100%	% Achieved at 30% and Above	Total Wrote	Achieved 30 - 100%	% Achieved at 30% and Above	Total Wrote	Achieved 30 - 100%	% Achieved at 30% and Above	Total Wrote	Achieved 30 - 100%	% Achieved at 30% and Above	Total Wrote	Achieved 30 - 100%	% Achieved at 30% and Above	Total Wrote	Achieved 30 - 100%	% Achieved at 30% and Above	Total Wrote	Achieved 30 - 100%	% Achieved at 30% and Above	Total Wrote	Achieved 30 - 100%	% Achieved at 30% and Above			
AMATHOLE WEST	AMAZIZI SENIOR SECONDARY SCHOOL	4311006	2024	3	14	14	100.0	62	59	95.2	37	37	100.0	14	14	100.0	153	153	100.0	77	75	97.4	105	98	93.3	34	34	100.0	137	117	85.4	16	16	100.0	11	11	100.0
		4311006	2023	3	12	11	91.7	56	47	83.9	40	40	100.0	12	11	91.7	133	133	100.0	65	65	100.0	79	79	100.0	42	42	100.0	111	91	82.0	22	19	86.4	14	14	100.0
	CATHCART HIGH SCHOOL	4311007	2024	4	6	6	100.0	14	13	92.9	25	23	92.0	25	22	88.0				35	34	97.1	25	22	88.0	24	23	95.8	46	46	100.0	18	13	72.2	15	14	93.3
		4311007	2023	4	15	15	100.0				44	41	93.2	36	32	88.9				50	50	100.0	62	62	100.0	25	23	92.0	73	73	100.0	20	18	90.0	14	13	92.9
	CITY OF LIGHT	4312003	2024	99				4	1	25.0															4	1	25.0				4	0	0.0	4	0	0.0	
		4312003	2023	99				3	3	100.0															3	3	100.0				3	3	100.0	3	3	100.0	
	DALUBUHLE HIGH SCHOOL	4311008	2024	2				22	22	100.0							22	22	100.0	22	20	90.9				22	22	100.0	22	22	100.0						
		4311008	2023	2				18	18	100.0							18	18	100.0	18	18	100.0				18	18	100.0	18	13	72.2						
	DILIZINTABA SENIOR SECONDARY SCHOOL	4311009	2024	2	5	4	80.0				19	19	100.0	19	17	89.5	19	19	100.0										19	19	100.0						
		4311009	2023	2							20	15	75.0	20	7	35.0	20	20	100.0										20	19	95.0						
	DONDASHE SENIOR SECONDARY SCHOOL	4311010	2024	2				13	12	92.3							13	13	100.0							13	11	84.6	13	11	84.6						
		4311010	2023	2				16	13	81.3							16	16	100.0							16	8	50.0	16	14	87.5						
	ELUKHANYISWENI SENIOR SCHOOL	4311011	2024	2				51	30	58.8	29	21	72.4				51	48	94.1				22	16	72.7	29	16	55.2	39	23	59.0	12	2	16.7			
		4311011	2023	2				25	17	68.0	12	9	75.0				25	25	100.0				13	12	92.3	12	8	66.7	15	11	73.3	10	3	30.0			
	EMDENI SENIOR SECONDARY SCHOOL	4311012	2024	3				29	14	48.3	8	6	75.0	14	6	42.9	37	36	97.3				23	19	82.6				37	25	67.6						
		4311012	2023	3				28	17	60.7	13	8	61.5	12	8	66.7	41	37	90.2				29	20	69.0				40	20	50.0						
EMFUNDWENI SENIOR SECONDARY SCHOOL	4311013	2024	2				33	33	100.0							40	40	100.0							40	38	95.0	32	32	100.0	8	6	75.0	7	6	85.7	
	4311013	2023	2				21	19	90.5							27	26	96.3							27	24	88.9	19	16	84.2	8	5	62.5	6	5	83.3	

Province Districts	Centre Name	Centre Number	Exam Date	Quintile	Accounting			Agricultural Sciences			Business Studies			Economics			English First Additional Language			Geography			History			Life Sciences			Mathematical Literacy			Mathematics			Physical Sciences			
					Total Wrote	Achieved 30 - 100%	% Achieved at 30% and Above	Total Wrote	Achieved 30 - 100%	% Achieved at 30% and Above	Total Wrote	Achieved 30 - 100%	% Achieved at 30% and Above	Total Wrote	Achieved 30 - 100%	% Achieved at 30% and Above	Total Wrote	Achieved 30 - 100%	% Achieved at 30% and Above	Total Wrote	Achieved 30 - 100%	% Achieved at 30% and Above	Total Wrote	Achieved 30 - 100%	% Achieved at 30% and Above	Total Wrote	Achieved 30 - 100%	% Achieved at 30% and Above	Total Wrote	Achieved 30 - 100%	% Achieved at 30% and Above	Total Wrote	Achieved 30 - 100%	% Achieved at 30% and Above				
AMATHOLE WEST	EMGWALI PUBLIC SCHOOL	4311014	2024	3				57	57	100.0						58	58	100.0				36	36	100.0	34	29	85.3	36	35	97.2	22	17	77.3	22	18	81.8		
		4311014	2023	3				59	52	88.1						59	59	100.0				31	29	93.5	59	33	55.9	31	17	54.8	28	12	42.9	28	24	85.7		
	ENKWENKWEZINI SENIOR SECONDARY SCHOOL	4311015	2024	3				109	99	90.8	81	53	65.4			109	109	100.0						109	72	66.1	80	57	71.3	29	12	41.4	28	18	64.3			
		4311015	2023	3				67	57	85.1						67	67	100.0						67	55	82.1	41	28	68.3	26	4	15.4						
	EYABANTU SENIOR SECONDARY SCHOOL	4311016	2024	3				32	18	56.3						32	32	100.0				20	16	80.0	32	17	53.1	24	11	45.8	8	0	0.0					
		4311016	2023	3				21	11	52.4						47	47	100.0				40	40	100.0	26	21	80.8	32	21	65.6	15	5	33.3	7	6	85.7		
	FUNDANI HIGH SCHOOL	4311017	2024	3	22	22	100.0	62	59	95.2	41	38	92.7	40	30	75.0	215	215	100.0	129	113	87.6	104	97	93.3	79	72	91.1	161	142	88.2	54	36	66.7	38	30	78.9	
		4311017	2023	3	27	27	100.0	66	58	87.9	42	40	95.2	40	30	75.0	191	190	99.5	99	84	84.8	96	96	100.0	85	69	81.2	157	134	85.4	46	22	47.8	32	19	59.4	
	GCATO SENIOR SECONDARY SCHOOL	4311018	2024	3				29	24	82.8				29	22	75.9	29	29	100.0									29	25	86.2								
		4311018	2023	3				24	18	75.0				24	13	54.2	24	24	100.0									24	19	79.2								
	GEJU HIGH SCHOOL	4311019	2024	2				24	20	83.3						24	23	95.8							24	17	70.8	24	18	75.0								
		4311019	2023	2				24	17	70.8						24	23	95.8							24	15	62.5	24	19	79.2								
	GOBIZEMBE HIGH SCHOOL	4311021	2024	3				39	33	84.6	39	34	87.2			39	39	100.0							39	31	79.5	39	39	100.0								
		4311021	2023	3				38	30	78.9	38	31	81.6			38	38	100.0							38	26	68.4	38	33	86.8								
	GUSHIPHELA SENIOR SECONDARY SCHOOL	4311023	2024	2				9	9	100.0						9	9	100.0				9	9	100.0	9	9	100.0	9	9	100.0								
		4311023	2023	2				14	12	85.7						14	13	92.9				14	12	85.7	14	12	85.7	14	11	78.6								
	H H MAJIZA SENIOR SECONDARY SCHOOL	4311025	2024	3				30	26	86.7	19	18	94.7			30	29	96.7							30	23	76.7	19	14	73.7	11	9	81.8	11	10	90.9		
		4311025	2023	3				22	19	86.4	7	7	100.0			22	22	100.0							22	18	81.8				22	11	50.0	15	15	100.0		



Province Districts	Centre Name	Centre Number	Exam Date	Quintile	Accounting			Agricultural Sciences			Business Studies			Economics			English First Additional Language			Geography			History			Life Sciences			Mathematical Literacy			Mathematics			Physical Sciences		
					Total Wrote	Achieved 30 - 100%	% Achieved at 30% and Above	Total Wrote	Achieved 30 - 100%	% Achieved at 30% and Above	Total Wrote	Achieved 30 - 100%	% Achieved at 30% and Above	Total Wrote	Achieved 30 - 100%	% Achieved at 30% and Above	Total Wrote	Achieved 30 - 100%	% Achieved at 30% and Above	Total Wrote	Achieved 30 - 100%	% Achieved at 30% and Above	Total Wrote	Achieved 30 - 100%	% Achieved at 30% and Above	Total Wrote	Achieved 30 - 100%	% Achieved at 30% and Above	Total Wrote	Achieved 30 - 100%	% Achieved at 30% and Above	Total Wrote	Achieved 30 - 100%	% Achieved at 30% and Above			
AMATHOLE WEST	HEALDTOWN HIGH SCHOOL	4311026	2024	2				28	27	96.4						28	28	100.0				28	26	92.9	28	26	92.9				28	22	78.6	28	23	82.1	
		4311026	2023	2				8	8	100.0						12	12	100.0				4	4	100.0	12	12	100.0				12	9	75.0	12	12	100.0	
	IMIDUSHANE SENIOR SECONDARY SCHOOL	4311027	2024	3				12	8	66.7						43	42	97.7	28	21	75.0	43	32	74.4	15	9	60.0	43	37	86.0							
		4311027	2023	3				6	5	83.3						31	30	96.8	31	21	67.7	25	19	76.0	9	5	55.6	28	23	82.1	3	1	33.3				
	IMINGCANGATHELO HIGH SCHOOL	4311028	2024	3				21	21	100.0	38	38	100.0	29	29	100.0	111	111	100.0				93	82	88.2	18	18	100.0	93	80	86.0	18	14	77.8	18	17	94.4
		4311028	2023	3				29	24	82.8	17	17	100.0	16	15	93.8	86	85	98.8				63	61	96.8	25	22	88.0	61	46	75.4	25	11	44.0	23	17	73.9
	INYIBIBA HIGH SCHOOL	4311029	2024	3												46	46	100.0				46	34	73.9	46	19	41.3	46	31	67.4							
		4311029	2023	3												29	29	100.0				29	27	93.1	29	18	62.1	29	19	65.5							
	ISIHOBOTI PUBLIC COMBINED SCHOOL	4311030	2024	3							37	33	89.2				37	37	100.0	37	36	97.3	37	37	100.0				37	35	94.6						
		4311030	2023	3							34	21	61.8				34	34	100.0	34	26	76.5	34	34	100.0				34	24	70.6						
	J M NDINDWA HIGH SCHOOL	4311031	2024	3				22	21	95.5						29	28	96.6							30	26	86.7	30	26	86.7							
		4311031	2023	3				20	13	65.0						42	42	100.0							42	12	28.6	42	21	50.0							
	JABAVU SENIOR SECONDARY SCHOOL	4311032	2024	3				18	18	100.0	47	22	46.8				117	117	100.0	52	41	78.8	53	37	69.8	18	18	100.0	99	58	58.6	18	13	72.2	16	15	93.8
		4311032	2023	3				21	19	90.5	15	13	86.7				73	73	100.0	37	34	91.9	37	35	94.6	21	19	90.5	52	36	69.2	21	8	38.1	21	10	47.6
	JALI HIGH SCHOOL	4311033	2024	2				15	13	86.7						15	15	100.0				15	11	73.3	15	13	86.7	15	11	73.3							
		4311033	2023	2				11	10	90.9						11	11	100.0				11	11	100.0	11	11	100.0	11	11	100.0							
JONGILE NOMPONDO PUBLIC SCHOOL	4311035	2024	3	14	13	92.9	92	70	76.1	14	13	92.9	14	13	92.9	138	138	100.0	43	40	93.0	110	95	86.4	81	61	75.3	120	95	79.2	18	13	72.2	14	11	78.6	
	4311035	2023	3	15	7	46.7	115	76	66.1	15	13	86.7	15	12	80.0	171	170	99.4	58	55	94.8	130	121	93.1	98	54	55.1	144	100	69.4	27	11	40.7	26	14	53.8	

Province Districts	Centre Name	Centre Number	Exam Date	Quintile	Accounting			Agricultural Sciences			Business Studies			Economics			English First Additional Language			Geography			History			Life Sciences			Mathematical Literacy			Mathematics			Physical Sciences			
					Total Wrote	Achieved 30 - 100%	% Achieved at 30% and Above	Total Wrote	Achieved 30 - 100%	% Achieved at 30% and Above	Total Wrote	Achieved 30 - 100%	% Achieved at 30% and Above	Total Wrote	Achieved 30 - 100%	% Achieved at 30% and Above	Total Wrote	Achieved 30 - 100%	% Achieved at 30% and Above	Total Wrote	Achieved 30 - 100%	% Achieved at 30% and Above	Total Wrote	Achieved 30 - 100%	% Achieved at 30% and Above	Total Wrote	Achieved 30 - 100%	% Achieved at 30% and Above	Total Wrote	Achieved 30 - 100%	% Achieved at 30% and Above	Total Wrote	Achieved 30 - 100%	% Achieved at 30% and Above				
AMATHOLE WEST	JOSI-MARELA HIGH SCHOOL	4311036	2024	2				11	10	90.9				11	7	63.6	11	11	100.0	11	10	90.9							8	8	100.0	3	0	0.0				
	JOSI-MARELA HIGH SCHOOL	4311036	2023	2				7	4	57.1				7	4	57.1	7	6	85.7	7	5	71.4							7	4	57.1							
	JULY SENIOR SECONDARY SCHOOL	4311037	2024	2				21	21	100.0				21	21	100.0											21	21	100.0	6	5	83.3	15	9	60.0	8	6	75.0
	JULY SENIOR SECONDARY SCHOOL	4311037	2023	2				42	40	95.2				43	42	97.7											43	39	90.7	17	13	76.5	25	10	40.0	21	9	42.9
	KAMA HIGH SCHOOL	4311038	2024	3	8	7	87.5	27	25	92.6	8	8	100.0	8	8	100.0	35	35	100.0								27	22	81.5	23	19	82.6	12	3	25.0			
	KAMA HIGH SCHOOL	4311038	2023	3	14	13	92.9	14	12	85.7	14	14	100.0	14	14	100.0	28	27	96.4								14	12	85.7	22	19	86.4	6	0	0.0			
	KANANA SENIOR SECONDARY SCHOOL	4311039	2024	2							21	17	81.0	21	16	76.2	21	19	90.5											21	15	71.4						
	KANANA SENIOR SECONDARY SCHOOL	4311039	2023	2							25	21	84.0	25	20	80.0	25	25	100.0											25	22	88.0						
	KAULELA SENIOR SECONDARY SCHOOL	4311040	2024	2				21	18	85.7							21	21	100.0	21	19	90.5					21	16	76.2	21	20	95.2						
	KAULELA SENIOR SECONDARY SCHOOL	4311040	2023	2				15	13	86.7							15	15	100.0	15	14	93.3					15	9	60.0	15	14	93.3						
	KUBUSIE COMBINED SCHOOL	4311042	2024	3				12	12	100.0	19	19	100.0				49	49	100.0	19	19	100.0	37	37	100.0	12	12	100.0	37	32	86.5	12	10	83.3	11	8	72.7	
	KUBUSIE COMBINED SCHOOL	4311042	2023	3				23	20	87.0	25	22	88.0				59	59	100.0	17	16	94.1	36	36	100.0	23	21	91.3	39	23	59.0	20	12	60.0	17	12	70.6	
	KULILE JUNIOR SECONDARY SCHOOL	4311043	2024	2				60	49	81.7							60	60	100.0				27	24	88.9	60	48	80.0	25	17	68.0	35	10	28.6	33	21	63.6	
	KULILE JUNIOR SECONDARY SCHOOL	4311043	2023	2				51	31	60.8							51	50	98.0				30	22	73.3	51	36	70.6	30	16	53.3	21	8	38.1	21	13	61.9	
	LINDANI SENIOR SECONDARY SCHOOL	4311045	2024	3				22	19	86.4	11	9	81.8				33	33	100.0								33	17	51.5	30	24	80.0	3	0	0.0			
	LINDANI SENIOR SECONDARY SCHOOL	4311045	2023	3				37	25	67.6	11	11	100.0				48	48	100.0								48	24	50.0	45	31	68.9	3	3	100.0	3	1	33.3
	LINGANI SENIOR SECONDARY SCHOOL	4311046	2024	3							14	14	100.0	14	7	50.0	14	14	100.0								14	6	42.9	14	11	78.6						
	LINGANI SENIOR SECONDARY SCHOOL	4311046	2023	3				2	1	50.0	8	1	12.5	10	2	20.0	10	10	100.0								10	1	10.0	10	3	30.0						
	LINGELETHU HIGH SCHOOL	4311047	2024	2				14	12	85.7							14	14	100.0								14	12	85.7	14	14	100.0						
	LINGELETHU HIGH SCHOOL	4311047	2023	2				15	8	53.3							15	15	100.0								15	10	66.7	13	11	84.6	2	2	100.0			

Province Districts	Centre Name	Centre Number	Exam Date	Quintile	Accounting			Agricultural Sciences			Business Studies			Economics			English First Additional Language			Geography			History			Life Sciences			Mathematical Literacy			Mathematics			Physical Sciences		
					Total Wrote	Achieved 30 - 100%	% Achieved at 30% and Above	Total Wrote	Achieved 30 - 100%	% Achieved at 30% and Above	Total Wrote	Achieved 30 - 100%	% Achieved at 30% and Above	Total Wrote	Achieved 30 - 100%	% Achieved at 30% and Above	Total Wrote	Achieved 30 - 100%	% Achieved at 30% and Above	Total Wrote	Achieved 30 - 100%	% Achieved at 30% and Above	Total Wrote	Achieved 30 - 100%	% Achieved at 30% and Above	Total Wrote	Achieved 30 - 100%	% Achieved at 30% and Above	Total Wrote	Achieved 30 - 100%	% Achieved at 30% and Above	Total Wrote	Achieved 30 - 100%	% Achieved at 30% and Above			
AMATHOLE WEST	LONWABO HIGH SCHOOL	4311048	2024	3							15	15	100.0	15	15	100.0	48	48	100.0	30	28	93.3	33	33	100.0				31	30	96.8	15	7	46.7			
	LONWABO HIGH SCHOOL	4311048	2023	3							28	28	100.0	28	20	71.4	49	49	100.0	22	21	95.5	22	22	100.0				50	40	80.0						
	LUKHOZI HIGH SCHOOL	4311049	2024	3	10	6	60.0	22	17	77.3	12	5	41.7	12	6	50.0	34	33	97.1				22	13	59.1	24	13	54.2	23	18	78.3	11	1	9.1			
	LUKHOZI HIGH SCHOOL	4311049	2023	3	12	8	66.7	26	18	69.2	12	8	66.7	12	9	75.0	38	36	94.7				26	20	76.9	26	15	57.7	31	21	67.7	7	1	14.3			
	MASIBONISANE SENIOR SECONDARY SCHOOL	4311051	2024	2				45	31	68.9							45	45	100.0				35	29	82.9	45	31	68.9	35	27	77.1	10	9	90.0	10	8	80.0
	MASIBONISANE SENIOR SECONDARY SCHOOL	4311051	2023	2				37	28	75.7							37	36	97.3				29	24	82.8	37	25	67.6	29	23	79.3	8	8	100.0	8	8	100.0
	MASIHLANGANE SENIOR SECONDARY SCHOOL	4311052	2024	3	18	18	100.0				73	67	91.8	19	19	100.0	85	85	100.0				66	63	95.5	12	12	100.0	73	59	80.8	12	8	66.7			
	MASIHLANGANE SENIOR SECONDARY SCHOOL	4311052	2023	3	21	21	100.0				57	51	89.5	26	24	92.3	77	75	97.4				56	56	100.0	20	10	50.0	66	57	86.4	11	10	90.9			
	MASIMANYANE SENIOR SECONDARY SCHOOL	4311053	2024	3	9	7	77.8	50	24	48.0	22	12	54.5				59	59	100.0				15	14	93.3	22	16	72.7	48	27	56.3	11	4	36.4	10	10	100.0
	MASIMANYANE SENIOR SECONDARY SCHOOL	4311053	2023	3	10	8	80.0	43	26	60.5	18	10	55.6				53	53	100.0				12	10	83.3	23	21	91.3	42	23	54.8	11	8	72.7	11	11	100.0
	MASIZAKHE SENIOR SECONDARY SCHOOL	4311055	2024	3													13	13	100.0	13	11	84.6				13	9	69.2	13	11	84.6						
	MASIZAKHE SENIOR SECONDARY SCHOOL	4311055	2023	3													29	28	96.6	29	25	86.2				29	8	27.6	24	19	79.2	5	1	20.0	5	3	60.0
	MATOMELA SENIOR SECONDARY SCHOOL	4311056	2024	3				32	30	93.8							32	32	100.0	24	24	100.0	24	24	100.0	8	8	100.0	24	23	95.8	8	5	62.5	8	6	75.0
	MATOMELA SENIOR SECONDARY SCHOOL	4311056	2023	3				35	34	97.1							35	35	100.0	24	22	91.7	24	24	100.0	11	11	100.0	24	23	95.8	11	7	63.6	11	7	63.6
	MATSA SENIOR SECONDARY SCHOOL	4311057	2024	3	18	16	88.9	32	32	100.0	18	18	100.0	18	14	77.8	50	50	100.0	21	21	100.0				32	32	100.0	39	38	97.4	11	8	72.7	11	11	100.0
	MATSA SENIOR SECONDARY SCHOOL	4311057	2023	3	12	12	100.0	39	39	100.0	12	12	100.0	12	9	75.0	51	51	100.0	24	24	100.0				39	38	97.4	36	35	97.2	15	10	66.7	15	15	100.0

Province Districts	Centre Name	Centre Number	Exam Date	Quintile	Accounting			Agricultural Sciences			Business Studies			Economics			English First Additional Language			Geography			History			Life Sciences			Mathematical Literacy			Mathematics			Physical Sciences		
					Total Wrote	Achieved 30 - 100%	% Achieved at 30% and Above	Total Wrote	Achieved 30 - 100%	% Achieved at 30% and Above	Total Wrote	Achieved 30 - 100%	% Achieved at 30% and Above	Total Wrote	Achieved 30 - 100%	% Achieved at 30% and Above	Total Wrote	Achieved 30 - 100%	% Achieved at 30% and Above	Total Wrote	Achieved 30 - 100%	% Achieved at 30% and Above	Total Wrote	Achieved 30 - 100%	% Achieved at 30% and Above	Total Wrote	Achieved 30 - 100%	% Achieved at 30% and Above	Total Wrote	Achieved 30 - 100%	% Achieved at 30% and Above	Total Wrote	Achieved 30 - 100%	% Achieved at 30% and Above			
AMATHOLE WEST	MDIBANISO SENIOR SECONDARY SCHOOL	4311059	2024	2	13	12	92.3	52	44	84.6	13	12	92.3				65	63	96.9							52	45	86.5	55	47	85.5	10	4	40.0			
		4311059	2023	2	26	22	84.6	46	29	63.0	26	26	100.0				72	68	94.4							46	30	65.2	64	45	70.3	8	4	50.0			
	MHLAMBISO HIGH SCHOOL	4311060	2024	3				13	9	69.2							13	12	92.3							13	8	61.5	13	11	84.6						
		4311060	2023	3				12	5	41.7							12	12	100.0							12	6	50.0	12	7	58.3						
	MPAMBANI MZIMBA HIGH SCHOOL	4311061	2024	3				17	17	100.0							42	42	100.0	42	38	90.5	25	25	100.0	17	17	100.0	42	38	90.5						
		4311061	2023	3				15	11	73.3							44	43	97.7	44	38	86.4	29	27	93.1	15	12	80.0	44	34	77.3						
	MTHWAKU SENIOR SECONDARY SCHOOL	4311062	2024	2				20	18	90.0							20	20	100.0							20	11	55.0	20	19	95.0						
		4311062	2023	2				26	17	65.4	11	11	100.0				26	25	96.2							15	7	46.7	26	20	76.9						
	MZOMTSHA HIGH SCHOOL	4311064	2024	3				23	17	73.9							23	23	100.0	11	10	90.9				12	10	83.3	23	21	91.3						
		4311064	2023	3				26	3	11.5							26	26	100.0	10	7	70.0				16	2	12.5	26	13	50.0						
	MZONTSUNDU SENIOR SECONDARY SCHOOL	4311065	2023	3	19	19	100.0				15	15	100.0	16	13	81.3	68	68	100.0	44	42	95.5	44	44	100.0	9	9	100.0	57	57	100.0	11	10	90.9	8	8	100.0
	MZUXOLILE HIGH SCHOOL	4311066	2024	3	9	9	100.0				27	27	100.0	27	15	55.6	27	27	100.0										21	21	100.0	6	1	16.7			
		4311066	2023	3	7	6	85.7				17	16	94.1	17	11	64.7	17	17	100.0									10	10	100.0	7	1	14.3				
	NANGAMSO SENIOR SECONDARY SCHOOL	4311067	2024	2				31	20	64.5							31	29	93.5							31	20	64.5	31	20	64.5						
		4311067	2023	2				8	6	75.0							8	8	100.0							8	8	100.0	8	7	87.5						
	NATHANIEL PAMLA HIGH SCHOOL	4311068	2024	3				161	156	96.9							161	161	100.0	58	52	89.7	130	125	96.2	103	87	84.5	120	108	90.0	41	32	78.0	31	23	74.2
4311068		2023	3				163	161	98.8							163	163	100.0	40	38	95.0	121	121	100.0	123	110	89.4	114	104	91.2	49	40	81.6	42	42	100.0	

Province Districts	Centre Name	Centre Number	Exam Date	Quintile	Accounting			Agricultural Sciences			Business Studies			Economics			English First Additional Language			Geography			History			Life Sciences			Mathematical Literacy			Mathematics			Physical Sciences					
					Total Wrote	Achieved 30 - 100%	% Achieved at 30% and Above	Total Wrote	Achieved 30 - 100%	% Achieved at 30% and Above	Total Wrote	Achieved 30 - 100%	% Achieved at 30% and Above	Total Wrote	Achieved 30 - 100%	% Achieved at 30% and Above	Total Wrote	Achieved 30 - 100%	% Achieved at 30% and Above	Total Wrote	Achieved 30 - 100%	% Achieved at 30% and Above	Total Wrote	Achieved 30 - 100%	% Achieved at 30% and Above	Total Wrote	Achieved 30 - 100%	% Achieved at 30% and Above	Total Wrote	Achieved 30 - 100%	% Achieved at 30% and Above	Total Wrote	Achieved 30 - 100%	% Achieved at 30% and Above						
AMATHOLE WEST	NCEDOLWETHU SENIOR SECONDARY SCHOOL	4311069	2024	2	14	10	71.4	15	14	93.3	17	13	76.5	32	17	53.1	32	32	100.0				18	17	94.4				29	26	89.7	3	0	0.0						
		4311069	2023	2	7	6	85.7	20	13	65.0	34	26	76.5				34	34	100.0	14	12	85.7	22	22	100.0				25	24	96.0	9	2	22.2	5	1	20.0			
	NEWTON HIGH SCHOOL	4311070	2024	3													80	74	92.5	80	16	20.0	80	12	15.0				80	23	28.8									
		4311070	2023	1													53	52	98.1	53	17	32.1	53	21	39.6				53	19	35.8									
	NGANGELIZWE SENIOR SECONDARY SCHOOL	4311071	2024	2							16	14	87.5				16	16	100.0							16	9	56.3	16	9	56.3									
		4311071	2023	2							13	13	100.0	5	4	80.0	19	19	100.0							14	7	50.0	16	9	56.3	2	2	100.0						
	NOZALISILE SENIOR SECONDARY SCHOOL	4311074	2024	3				31	27	87.1							31	31	100.0							31	19	61.3	27	23	85.2	4	3	75.0						
		4311074	2023	3				26	22	84.6							26	26	100.0							26	20	76.9	20	18	90.0	6	6	100.0						
	NTABENKONYANA S S S	4311075	2024	3				73	68	93.2							73	73	100.0				58	58	100.0	49	39	79.6	58	54	93.1	15	11	73.3	15	15	100.0			
		4311075	2023	2				96	60	62.5							96	96	100.0				74	62	83.8	60	44	73.3	73	42	57.5	22	13	59.1	22	19	86.4			
	NZULULWAZI HIGH SCHOOL	4311077	2024	3				34	33	97.1							77	77	100.0							34	32	94.1				34	21	61.8	34	24	70.6			
		4311077	2023	3				37	34	91.9							62	61	98.4							37	31	83.8				37	19	51.4	37	29	78.4			
	PHANDULWAZI AGRICULTURAL HIGH SCHOOL	4311078	2024	3				61	54	88.5	14	14	100.0				61	61	100.0							61	44	72.1	30	27	90.0	31	12	38.7	14	9	64.3			
		4311078	2023	3				56	52	92.9	15	13	86.7				66	66	100.0							56	47	83.9	29	28	96.6	37	15	40.5	27	19	70.4			
	QHAYIYA SENIOR SECONDARY SCHOOL	4311079	2024	2				21	13	61.9							21	21	100.0				21	20	95.2	21	15	71.4	21	18	85.7									
		4311079	2023	2				19	13	68.4							19	19	100.0				19	19	100.0	19	10	52.6	19	13	68.4									
	RABULA SENIOR SECONDARY SCHOOL	4311080	2024	3				31	22	71.0	31	23	74.2				31	31	100.0							31	17	54.8	31	27	87.1									
		4311080	2023	3				16	13	81.3	16	15	93.8				16	16	100.0							16	10	62.5	16	15	93.8									

Province Districts	Centre Name	Centre Number	Exam Date	Quintile	Accounting			Agricultural Sciences			Business Studies			Economics			English First Additional Language			Geography			History			Life Sciences			Mathematical Literacy			Mathematics			Physical Sciences		
					Total Wrote	Achieved 30 - 100%	% Achieved at 30% and Above	Total Wrote	Achieved 30 - 100%	% Achieved at 30% and Above	Total Wrote	Achieved 30 - 100%	% Achieved at 30% and Above	Total Wrote	Achieved 30 - 100%	% Achieved at 30% and Above	Total Wrote	Achieved 30 - 100%	% Achieved at 30% and Above	Total Wrote	Achieved 30 - 100%	% Achieved at 30% and Above	Total Wrote	Achieved 30 - 100%	% Achieved at 30% and Above	Total Wrote	Achieved 30 - 100%	% Achieved at 30% and Above	Total Wrote	Achieved 30 - 100%	% Achieved at 30% and Above	Total Wrote	Achieved 30 - 100%	% Achieved at 30% and Above			
AMATHOLE WEST	SAKHULULEKA HIGH SCHOOL	4311082	2024	3	7	3	42.9				15	12	80.0	14	8	57.1	133	131	98.5	118	64	54.2	98	81	82.7	29	20	69.0	111	61	55.0	22	6	27.3	21	11	52.4
		4311082	2023	3	12	6	50.0				26	12	46.2	17	7	41.2	141	139	98.6	115	85	73.9	97	88	90.7	28	20	71.4	107	52	48.6	34	8	23.5	27	16	59.3
	SAKUPHUMELELA S S S	4311083	2024	2				35	30	85.7							53	52	98.1	22	18	81.8				53	47	88.7	17	12	70.6	36	13	36.1	23	7	30.4
		4311083	2023	2	17	2	11.8	32	21	65.6	23	14	60.9				67	67	100.0	29	21	72.4				41	23	56.1	20	15	75.0	47	7	14.9	18	9	50.0
	SINETHEMBA PUBLIC SCHOOL	4311084	2024	3	11	9	81.8	43	41	95.3	11	11	100.0	11	11	100.0	76	76	100.0	42	37	88.1	41	26	63.4	45	32	71.1	50	26	52.0	26	7	26.9	24	13	54.2
		4311084	2023	3	17	8	47.1	32	26	81.3	17	16	94.1	17	12	70.6	72	71	98.6	36	29	80.6	45	32	71.1	42	29	69.0	58	34	58.6	14	3	21.4	10	9	90.0
	SIPHO CAMAGU HIGH SCHOOL	4311005	2024	3	21	20	95.2	11	11	100.0	21	21	100.0	21	17	81.0	76	76	100.0	55	52	94.5	32	32	100.0	35	30	85.7	60	54	90.0	16	11	68.8	12	12	100.0
		4311005	2023	3	19	12	63.2	20	18	90.0	19	19	100.0	19	14	73.7	106	97	91.5	87	51	58.6	56	33	58.9	47	27	57.4	91	51	56.0	15	8	53.3	11	11	100.0
	SISEKO HIGH SCHOOL	4311087	2024	2				23	23	100.0	9	8	88.9	9	8	88.9	32	32	100.0	32	30	93.8				23	23	100.0	32	31	96.9						
		4311087	2023	2				16	16	100.0	6	6	100.0	6	6	100.0	22	22	100.0	22	16	72.7				16	15	93.8	22	22	100.0						
	SIYABONGA SENIOR SECONDARY SCHOOL	4311088	2024	3				18	17	94.4	18	18	100.0	18	15	83.3	18	18	100.0										18	13	72.2						
		4311088	2023	3				23	20	87.0	23	20	87.0	17	14	82.4	23	22	95.7							6	4	66.7	15	7	46.7	8	2	25.0			
	SIYAKHULA PUBLIC SCHOOL	4311089	2024	3				5	5	100.0							26	26	100.0	39	35	89.7	39	38	97.4	5	5	100.0	39	37	94.9	5	3	60.0	5	5	100.0
		4311089	2023	3				34	21	61.8				47	12	25.5	39	39	100.0				29	27	93.1	34	20	58.8	48	40	83.3	15	6	40.0	15	10	66.7
	SIZINGISILE SENIOR SECONDARY SCHOOL	4311090	2024	2	18	17	94.4				23	22	95.7	18	18	100.0	23	23	100.0	5	4	80.0	5	3	60.0				23	19	82.6						
		4311090	2023	2	7	7	100.0				7	7	100.0	7	7	100.0	17	17	100.0	10	9	90.0	10	9	90.0	10	8	80.0	17	15	88.2						
	SOBANTU SENIOR SECONDARY SCHOOL	4311091	2024	2				2	2	100.0	2	2	100.0				41	41	100.0	39	38	97.4	1	1	100.0	38	27	71.1	26	25	96.2	15	9	60.0	14	10	71.4
		4311091	2023	2							36	32	88.9				37	37	100.0	37	36	97.3				2	2	100.0	26	23	88.5	11	8	72.7	10	8	80.0
	SOTININI SENIOR SECONDARY	4311092	2024	2				30	27	90.0							30	30	100.0							30	27	90.0	30	28	93.3						
		4311092	2023	2				25	21	84.0							25	25	100.0							25	21	84.0	25	24	96.0						

Province Districts	Centre Name	Centre Number	Exam Date	Quintile	Accounting			Agricultural Sciences			Business Studies			Economics			English First Additional Language			Geography			History			Life Sciences			Mathematical Literacy			Mathematics			Physical Sciences		
					Total Wrote	Achieved 30 - 100%	% Achieved at 30% and Above	Total Wrote	Achieved 30 - 100%	% Achieved at 30% and Above	Total Wrote	Achieved 30 - 100%	% Achieved at 30% and Above	Total Wrote	Achieved 30 - 100%	% Achieved at 30% and Above	Total Wrote	Achieved 30 - 100%	% Achieved at 30% and Above	Total Wrote	Achieved 30 - 100%	% Achieved at 30% and Above	Total Wrote	Achieved 30 - 100%	% Achieved at 30% and Above	Total Wrote	Achieved 30 - 100%	% Achieved at 30% and Above	Total Wrote	Achieved 30 - 100%	% Achieved at 30% and Above	Total Wrote	Achieved 30 - 100%	% Achieved at 30% and Above			
AMATHOLE WEST	ST CHARLES SOJOLA HIGH SCHOOL	4311093	2024	3	11	8	72.7	66	61	92.4	62	47	75.8	37	24	64.9	77	77	100.0						40	32	80.0	52	37	71.2	25	18	72.0	15	14	93.3	
		4311093	2023	3	10	8	80.0	45	43	95.6	41	36	87.8	24	16	66.7	55	55	100.0						31	23	74.2	27	17	63.0	28	14	50.0	14	10	71.4	
	ST MATTHEWS HIGH SCHOOL	4311094	2024	2	12	6	50.0	28	19	67.9	25	18	72.0	30	22	73.3	88	88	100.0	56	47	83.9	53	41	77.4	30	29	96.7	65	54	83.1	23	19	82.6	23	22	95.7
		4311094	2023	2	23	14	60.9	39	27	69.2	35	29	82.9	36	25	69.4	90	90	100.0	36	30	83.3	42	37	88.1	27	24	88.9	61	56	91.8	29	14	48.3	25	22	88.0
	STUTTERHEIM HIGH SCHOOL	4311095	2024	4	16	16	100.0				19	19	100.0							22	22	100.0			17	17	100.0	40	40	100.0	13	13	100.0	10	9	90.0	
		4311095	2023	4	14	13	92.9				23	23	100.0							21	21	100.0			16	16	100.0	35	35	100.0	13	13	100.0	8	6	75.0	
	TAMSANQA HIGH SCHOOL	4311096	2024	2				16	16	100.0							16	16	100.0			16	16	100.0	16	16	100.0	16	13	81.3							
		4311096	2023	2				25	19	76.0							25	25	100.0			25	23	92.0	25	21	84.0	25	13	52.0							
	TEMPLETON HIGH SCHOOL	4311097	2024	4	9	6	66.7				56	34	60.7				23	23	100.0			50	37	74.0	3	3	100.0	56	47	83.9	3	2	66.7	3	3	100.0	
		4311097	2023	4	12	7	58.3				56	40	71.4				17	17	100.0			47	34	72.3	3	3	100.0	56	49	87.5	3	3	100.0	3	3	100.0	
	THEMBELANI HIGH SCHOOL	4311099	2024	3				17	15	88.2							17	17	100.0			17	8	47.1	17	13	76.5	17	15	88.2							
		4311099	2023	3				11	9	81.8							11	11	100.0			11	8	72.7	11	7	63.6	11	10	90.9							
	THOBELANI SENIOR SECONDARY SCHOOL	4311100	2024	3				60	40	66.7							59	57	96.6			60	42	70.0	60	41	68.3	60	44	73.3							
		4311100	2023	3				39	30	76.9							39	39	100.0			39	30	76.9	39	28	71.8	39	25	64.1							
	THUBALETHU HIGH SCHOOL	4311101	2024	3	18	15	83.3	67	45	67.2	18	16	88.9				112	111	99.1	67	59	88.1	66	64	97.0	54	47	87.0	82	76	92.7	30	19	63.3	28	19	67.9
		4311101	2023	4	25	9	36.0	83	47	56.6	25	21	84.0				143	138	96.5	92	80	87.0	92	76	82.6	61	43	70.5	116	97	83.6	27	18	66.7	26	17	65.4
	ULANA SENIOR SECONDARY SCHOOL	4311103	2024	3				61	35	57.4							61	59	96.7						61	27	44.3	48	33	68.8	13	2	15.4	10	2	20.0	
		4311103	2023	3				40	21	52.5	8	7	87.5				40	38	95.0						32	15	46.9	31	19	61.3	9	1	11.1				
	VUKILE TSHWETE S S S	4311105	2024	2	13	10	76.9	87	66	75.9	34	32	94.1	14	9	64.3	122	122	100.0	93	68	73.1	88	77	87.5	20	20	100.0	106	80	75.5	16	11	68.8	16	15	93.8
		4311105	2023	2	11	10	90.9	61	44	72.1	12	12	100.0	11	11	100.0	75	75	100.0	53	41	77.4			64	38	59.4	63	55	87.3	10	6	60.0	10	9	90.0	



Province Districts	Centre Name	Centre Number	Exam Date	Quintile	Accounting			Agricultural Sciences			Business Studies			Economics			English First Additional Language			Geography			History			Life Sciences			Mathematical Literacy			Mathematics			Physical Sciences					
					Total Wrote	Achieved 30 - 100%	% Achieved at 30% and Above	Total Wrote	Achieved 30 - 100%	% Achieved at 30% and Above	Total Wrote	Achieved 30 - 100%	% Achieved at 30% and Above	Total Wrote	Achieved 30 - 100%	% Achieved at 30% and Above	Total Wrote	Achieved 30 - 100%	% Achieved at 30% and Above	Total Wrote	Achieved 30 - 100%	% Achieved at 30% and Above	Total Wrote	Achieved 30 - 100%	% Achieved at 30% and Above	Total Wrote	Achieved 30 - 100%	% Achieved at 30% and Above	Total Wrote	Achieved 30 - 100%	% Achieved at 30% and Above	Total Wrote	Achieved 30 - 100%	% Achieved at 30% and Above						
AMATHOLE WEST	WINTERBERG AGRICULTURAL HIGH SCHOOL	4311106	2024	4				15	14	93.3	33	32	97.0				11	11	100.0							42	33	78.6	42	42	100.0	9	9	100.0	9	7	77.8			
		4311106	2023	5				18	17	94.4	23	20	87.0				7	7	100.0							32	26	81.3	33	31	93.9	10	10	100.0	10	9	90.0			
	ZANEMFUNDO SENIOR SECONDARY SCHOOL	4311107	2024	2				31	12	38.7	31	18	58.1				31	29	93.5				31	24	77.4				31	19	61.3									
		4311107	2023	2				34	23	67.6	34	23	67.6				34	34	100.0				34	34	100.0				34	26	76.5									
	ZANOVUYO SENIOR SECONDARY SCHOOL	4311111	2024	2				22	22	100.0				16	14	87.5	38	38	100.0				16	14	87.5	22	16	72.7	38	32	84.2									
		4311111	2023	2				21	19	90.5				14	14	100.0	35	35	100.0				17	17	100.0	18	16	88.9	35	28	80.0									
	ZWELIMJONGILE SENIOR SECONDARY SCHO	4311113	2024	2				17	12	70.6							19	17	89.5	18	16	88.9				19	15	78.9	19	17	89.5									
		4311113	2023	2				14	11	78.6							16	15	93.8	15	11	73.3				15	10	66.7	16	13	81.3									
	BUFFALO CITY	ACADEMY HIGH	4322128	2024	99	5	3	60.0	3	3	100.0	30	16	53.3	16	6	37.5				19	15	78.9	9	2	22.2	21	13	61.9	37	30	81.1	10	5	50.0	8	3	37.5		
		ALPHENDALE SECONDARY SCHOOL	4321002	2024	3							99	59	59.6							87	64	73.6	33	26	78.8	41	26	63.4	89	62	69.7	37	17	45.9	26	11	42.3		
4321002			2023	4							71	37	52.1							79	58	73.4	37	30	81.1	25	18	72.0	78	46	59.0	38	17	44.7	29	17	58.6			
ALTHORPE COLLEGE		4322003	2024	99	14	7	50.0				10	8	80.0	9	7	77.8				23	23	100.0	20	18	90.0	29	27	93.1	33	32	97.0	19	14	73.7	15	9	60.0			
		4322003	2023	99	5	4	80.0				9	8	88.9	4	1	25.0				23	22	95.7	13	12	92.3	22	17	77.3	24	24	100.0	16	14	87.5	16	15	93.8			
AMITEK BUSINESS SCHOOL		4322130	2024	4	16	14	87.5				33	28	84.8	18	17	94.4				36	36	100.0	16	16	100.0	32	32	100.0	36	34	94.4	29	29	100.0	23	17	73.9			
		4322130	2023	4	20	13	65.0				46	31	67.4	57	38	66.7							26	20	76.9	27	23	85.2	49	44	89.8	24	15	62.5	17	8	47.1			
ARCHIE VELILE S S	4321004	2024	3	28	22	78.6	48	44	91.7	68	61	89.7	59	41	69.5	147	147	100.0	27	25	92.6	39	31	79.5	40	36	90.0	110	82	74.5	37	29	78.4	21	20	95.2				
	4321004	2023	3	8	8	100.0	50	43	86.0	35	33	94.3	55	31	56.4	113	113	100.0	11	11	100.0	47	35	74.5	31	26	83.9	84	66	78.6	29	27	93.1	20	18	90.0				

Province Districts	Centre Name	Centre Number	Exam Date	Quintile	Accounting			Agricultural Sciences			Business Studies			Economics			English First Additional Language			Geography			History			Life Sciences			Mathematical Literacy			Mathematics			Physical Sciences			
					Total Wrote	Achieved 30 - 100%	% Achieved at 30% and Above	Total Wrote	Achieved 30 - 100%	% Achieved at 30% and Above	Total Wrote	Achieved 30 - 100%	% Achieved at 30% and Above	Total Wrote	Achieved 30 - 100%	% Achieved at 30% and Above	Total Wrote	Achieved 30 - 100%	% Achieved at 30% and Above	Total Wrote	Achieved 30 - 100%	% Achieved at 30% and Above	Total Wrote	Achieved 30 - 100%	% Achieved at 30% and Above	Total Wrote	Achieved 30 - 100%	% Achieved at 30% and Above	Total Wrote	Achieved 30 - 100%	% Achieved at 30% and Above	Total Wrote	Achieved 30 - 100%	% Achieved at 30% and Above				
BUFFALO CITY	B KAT SENIOR SECONDARY SCHOOL	4321005	2024	3	6	1	16.7	15	11	73.3	17	14	82.4				21	21	100.0						4	4	100.0	19	18	94.7	2	1	50.0					
		4321005	2023	3	8	1	12.5	14	10	71.4	21	18	85.7				21	21	100.0								21	19	90.5									
	BEACONHURST SCHOOL	4321006	2024	5	13	11	84.6				31	30	96.8							22	22	100.0	24	23	95.8	16	16	100.0	31	31	100.0	22	21	95.5	13	12	92.3	
		4321006	2023	5	13	13	100.0				43	41	95.3							13	13	100.0	22	22	100.0	21	21	100.0	36	36	100.0	20	18	90.0	10	10	100.0	
	BERLIN HIGH SCHOOL	4321131	2024	4	13	11	84.6					32	29	90.6						31	31	100.0	20	19	95.0	27	27	100.0	36	33	91.7	30	23	76.7	15	12	80.0	
		4321131	2023	99	16	14	87.5					40	36	90.0						23	23	100.0	22	22	100.0	16	14	87.5	36	33	91.7	22	12	54.5	6	4	66.7	
	BHISHO HIGH SCHOOL	4321007	2024	3	55	55	100.0								95	81	85.3	203	203	100.0	137	124	90.5	104	94	90.4	108	79	73.1	129	113	87.6	74	69	93.2	54	32	59.3
		4321007	2023	3	44	27	61.4								51	48	94.1	177	177	100.0	107	106	99.1	67	65	97.0	133	109	82.0	67	60	89.6	110	50	45.5	73	44	60.3
	BHONGOLETHU SENIOR SECONDARY SCHOOL	4321008	2024	2	11	6	54.5					11	6	54.5				87	86	98.9	88	50	56.8	59	33	55.9	77	33	42.9	68	41	60.3	20	9	45.0	18	2	11.1
		4321008	2023	2	16	13	81.3					19	15	78.9				120	119	99.2	119	77	64.7	75	53	70.7	101	50	49.5	88	53	60.2	32	14	43.8	29	15	51.7
	BLYLETTS COMBINED SCHOOL	4321009	2024	2	19	17	89.5					54	39	72.2	33	30	90.9	95	95	100.0	50	50	100.0				50	48	96.0	34	26	76.5	61	39	63.9	42	30	71.4
		4321009	2023	2	18	13	72.2					64	48	75.0	39	37	94.9	109	109	100.0	48	48	100.0				48	44	91.7	47	40	85.1	62	34	54.8	45	36	80.0
	BREIDBACH SENIOR SECONDARY SCHOOL	4321010	2024	3	34	23	67.6					71	45	63.4				18	18	100.0	110	86	78.2	126	107	84.9	73	50	68.5	109	89	81.7	35	27	77.1	18	16	88.9
		4321010	2023	3	24	18	75.0					60	32	53.3				39	39	100.0	107	70	65.4	117	101	86.3	71	28	39.4	103	76	73.8	28	16	57.1	14	8	57.1
	BUCHULE TECHNICAL HIGH SCHOOL	4321011	2024	3													112	111	99.1													40	28	70.0	16	15	93.8	
		4321011	2023	3													93	93	100.0													61	15	24.6	21	14	66.7	
BUFFALO METRO INNER CITY HIGH SCHOOL	4321132	2024	4	15	14	93.3					93	78	83.9	15	15	100.0				31	31	100.0	77	64	83.1	74	51	68.9	77	66	85.7	46	31	67.4	30	24	80.0	
	4321132	2023	99	26	24	92.3					67	63	94.0	49	33	67.3				79	77	97.5	40	39	97.5	65	50	76.9	65	60	92.3	74	43	58.1	38	24	63.2	

Province Districts	Centre Name	Centre Number	Exam Date	Quintile	Accounting			Agricultural Sciences			Business Studies			Economics			English First Additional Language			Geography			History			Life Sciences			Mathematical Literacy			Mathematics			Physical Sciences				
					Total Wrote	Achieved 30 - 100%	% Achieved at 30% and Above	Total Wrote	Achieved 30 - 100%	% Achieved at 30% and Above	Total Wrote	Achieved 30 - 100%	% Achieved at 30% and Above	Total Wrote	Achieved 30 - 100%	% Achieved at 30% and Above	Total Wrote	Achieved 30 - 100%	% Achieved at 30% and Above	Total Wrote	Achieved 30 - 100%	% Achieved at 30% and Above	Total Wrote	Achieved 30 - 100%	% Achieved at 30% and Above	Total Wrote	Achieved 30 - 100%	% Achieved at 30% and Above	Total Wrote	Achieved 30 - 100%	% Achieved at 30% and Above	Total Wrote	Achieved 30 - 100%	% Achieved at 30% and Above					
BUFFALO CITY	CAMBRIDGE HIGH SCHOOL	4321012	2024	5	34	33	97.1				59	44	74.6	27	20	74.1				68	66	97.1	59	52	88.1	98	77	78.6	119	119	100.0	72	60	83.3	44	36	81.8		
		4321012	2023	5	37	35	94.6				54	44	81.5	18	15	83.3				65	64	98.5	57	57	100.0	97	95	97.9	107	107	100.0	70	65	92.9	48	45	93.8		
	CANNAN ACADEMY	4322122	2024	99	3	3	100.0	10	10	100.0	7	6	85.7	3	3	100.0	26	26	100.0	13	13	100.0	8	8	100.0	19	19	100.0	5	5	100.0	21	18	85.7	15	5	33.3		
	CENTRE OF EXCELLENCE	4322013	2024	99	26	17	65.4				87	70	80.5				83	83	100.0	40	35	87.5	88	76	86.4	74	66	89.2	105	100	95.2	63	48	76.2	48	36	75.0		
		4322013	2023	99	31	19	61.3				104	94	90.4				92	92	100.0	35	35	100.0	134	128	95.5	59	55	93.2	105	101	96.2	61	45	73.8	41	34	82.9		
	CHARLES MORGAN PUBLIC SCHOOL	4321014	2024	3				39	20	51.3	22	12	54.5	21	4	19.0	71	70	98.6	47	31	66.0	36	26	72.2	32	20	62.5	46	28	60.9	25	3	12.0	12	5	41.7		
		4321014	2023	3	18	6	33.3	30	13	43.3	30	18	60.0	29	8	27.6	89	89	100.0	40	35	87.5	34	29	85.3	41	21	51.2	63	39	61.9	26	12	46.2	14	10	71.4		
	CLARENDON GIRLS HIGH SCHOOL	4321015	2024	5	31	31	100.0				23	23	100.0							6	6	100.0	80	80	100.0	85	85	100.0	38	38	100.0	87	86	98.9	70	70	100.0		
		4321015	2023	5	18	18	100.0				30	28	93.3							11	11	100.0	60	59	98.3	83	82	98.8	53	53	100.0	73	72	98.6	51	51	100.0		
	DALE COLLEGE BOYS HIGH SCHOOL	4321016	2024	5	19	17	89.5				95	82	86.3				25	25	100.0	67	63	94.0	77	77	100.0	44	40	90.9	84	82	97.6	39	33	84.6	17	16	94.1		
		4321016	2023	5	32	22	68.8				94	75	79.8							59	54	91.5	64	60	93.8	29	28	96.6	79	77	97.5	39	36	92.3	19	19	100.0		
	DAVID MAMA HIGH SCHOOL	4321017	2024	3	19	14	73.7				66	61	92.4	19	19	100.0	91	91	100.0	25	25	100.0	47	44	93.6	26	24	92.3	66	56	84.8	25	18	72.0	25	18	72.0		
		4321017	2023	3	34	28	82.4				67	60	89.6	34	30	88.2	84	84	100.0	17	17	100.0	34	33	97.1	16	14	87.5	68	64	94.1	16	9	56.3	16	8	50.0		
	DIMBAZA CENTRAL JUNIOR SECONDARY SCH	4321018	2024	3							41	33	80.5				41	41	100.0				31	29	93.5	10	8	80.0	31	23	74.2	10	4	40.0	10	3	30.0		
		4321018	2023	3							37	17	45.9				37	35	94.6				30	17	56.7	7	5	71.4	30	17	56.7	7	4	57.1	7	3	42.9		
	DUMALISILE SECONDARY SCHOOL	4321019	2024	3				14	10	71.4	14	13	92.9				14	14	100.0									14	14	100.0									
4321019		2023	3				7	5	71.4	7	6	85.7				7	7	100.0									7	6	85.7										
EAST LONDON SCIENCE COLLEGE	4322020	2024	99	22	17	77.3				87	76	87.4	22	18	81.8										29	29	100.0	36	36	100.0	37	37	100.0	50	42	84.0	36	27	75.0
	4322020	2023	99	20	15	75.0				91	77	84.6	20	16	80.0										41	40	97.6	30	27	90.0	52	51	98.1	39	30	76.9	30	21	70.0

Province Districts	Centre Name	Centre Number	Exam Date	Quintile	Accounting			Agricultural Sciences			Business Studies			Economics			English First Additional Language			Geography			History			Life Sciences			Mathematical Literacy			Mathematics			Physical Sciences					
					Total Wrote	Achieved 30 - 100%	% Achieved at 30% and Above	Total Wrote	Achieved 30 - 100%	% Achieved at 30% and Above	Total Wrote	Achieved 30 - 100%	% Achieved at 30% and Above	Total Wrote	Achieved 30 - 100%	% Achieved at 30% and Above	Total Wrote	Achieved 30 - 100%	% Achieved at 30% and Above	Total Wrote	Achieved 30 - 100%	% Achieved at 30% and Above	Total Wrote	Achieved 30 - 100%	% Achieved at 30% and Above	Total Wrote	Achieved 30 - 100%	% Achieved at 30% and Above	Total Wrote	Achieved 30 - 100%	% Achieved at 30% and Above	Total Wrote	Achieved 30 - 100%	% Achieved at 30% and Above						
BUFFALO CITY	EAST LONDON SECONDARY SCHOOL	4321021	2024	4							37	37	100.0							50	50	100.0	56	54	96.4	54	45	83.3	52	47	90.4	32	24	75.0	25	22	88.0			
		4321021	2023	4							56	41	73.2							55	54	98.2	57	51	89.5	69	46	66.7	58	51	87.9	46	25	54.3	40	26	65.0			
	EBENEZER MAJOMBOZI HIGH SCHOOL	4321022	2024	3	58	58	100.0	109	87	79.8	60	60	100.0	60	46	76.7	273	273	100.0	32	31	96.9	144	133	92.4	147	111	75.5	190	175	92.1	85	76	89.4	67	61	91.0			
		4321022	2023	3	65	55	84.6	102	77	75.5	63	54	85.7	63	43	68.3	268	267	99.6	22	22	100.0	139	129	92.8	158	103	65.2	188	167	88.8	81	56	69.1	66	54	81.8			
	ENOCH SONTONGA SENIOR SECONDARY SCHO	4321023	2024	3	32	14	43.8	52	46	88.5	32	29	90.6	56	50	89.3	150	149	99.3				66	65	98.5	52	42	80.8	112	83	74.1	38	26	68.4	20	14	70.0			
		4321023	2023	3	14	9	64.3	82	73	89.0	22	21	95.5	22	21	95.5	206	205	99.5				101	95	94.1	82	65	79.3	167	112	67.1	37	14	37.8	27	20	74.1			
	ERIC MNTONGA HIGH SCHOOL	4321024	2024	3													37	37	100.0	37	35	94.6	21	20	95.2	37	22	59.5	21	18	85.7	16	14	87.5	15	13	86.7			
		4321024	2023	3													54	54	100.0	54	44	81.5	33	32	97.0	54	21	38.9	32	30	93.8	22	15	68.2	21	17	81.0			
	FORBES GRANT SENIOR SECONDARY SCHOOL	4321025	2024	3							26	23	88.5	33	14	42.4	82	82	100.0	51	47	92.2	54	47	87.0	46	32	69.6	65	55	84.6	19	11	57.9	17	13	76.5			
		4321025	2023	3							25	10	40.0	48	23	47.9	105	105	100.0	57	54	94.7	60	48	80.0	63	51	81.0	64	45	70.3	41	19	46.3	27	23	85.2			
	FUNIWE SENIOR SECONDARY SCHOOL	4321026	2024	2	14	13	92.9	22	21	95.5	70	70	100.0	15	15	100.0	81	81	100.0	45	45	100.0				24	24	100.0	64	61	95.3	17	15	88.2	11	11	100.0			
		4321026	2023	2	17	16	94.1	24	19	79.2	68	66	97.1	17	17	100.0	85	85	100.0	44	41	93.2				22	21	95.5	60	58	96.7	25	18	72.0	17	16	94.1			
	GASELA HIGH SCHOOL	4321027	2024	3				15	13	86.7							46	45	97.8	31	25	80.6	45	38	84.4	10	8	80.0	35	30	85.7	11	5	45.5						
		4321027	2023	3				11	7	63.6							29	29	100.0	19	14	73.7	30	23	76.7	8	4	50.0	30	21	70.0									
	GEORGE RANDELL HIGH SCHOOL	4321028	2024	5	23	18	78.3				59	57	96.6										39	38	97.4	56	54	96.4	52	51	98.1	42	39	92.9	29	29	100.0			
		4321028	2023	5	16	9	56.3				55	52	94.5										29	29	100.0	44	36	81.8	44	44	100.0	36	26	72.2	31	21	67.7			
	GONUBIE HIGH SCHOOL	4321029	2024	4							35	34	97.1	9	8	88.9							27	26	96.3	37	36	97.3	51	49	96.1	55	55	100.0	30	22	73.3	21	19	90.5
		4321029	2023	4							60	54	90.0	12	8	66.7							16	16	100.0	23	22	95.7	39	35	89.7	38	38	100.0	39	26	66.7	22	19	86.4

Province Districts	Centre Name	Centre Number	Exam Date	Quintile	Accounting			Agricultural Sciences			Business Studies			Economics			English First Additional Language			Geography			History			Life Sciences			Mathematical Literacy			Mathematics			Physical Sciences		
					Total Wrote	Achieved 30 - 100%	% Achieved at 30% and Above	Total Wrote	Achieved 30 - 100%	% Achieved at 30% and Above	Total Wrote	Achieved 30 - 100%	% Achieved at 30% and Above	Total Wrote	Achieved 30 - 100%	% Achieved at 30% and Above	Total Wrote	Achieved 30 - 100%	% Achieved at 30% and Above	Total Wrote	Achieved 30 - 100%	% Achieved at 30% and Above	Total Wrote	Achieved 30 - 100%	% Achieved at 30% and Above	Total Wrote	Achieved 30 - 100%	% Achieved at 30% and Above	Total Wrote	Achieved 30 - 100%	% Achieved at 30% and Above	Total Wrote	Achieved 30 - 100%	% Achieved at 30% and Above			
BUFFALO CITY	GOODHOPE SENIOR SECONDARY SCHOOL	4321030	2024	2	23	16	69.6	25	24	96.0	29	27	93.1	29	26	89.7	54	54	100.0				14	12	85.7	11	11	100.0	45	44	97.8	9	7	77.8	6	6	100.0
		4321030	2023	2	16	13	81.3	34	22	64.7	17	16	94.1	19	15	78.9	51	51	100.0				23	21	91.3	9	9	100.0	49	40	81.6	2	1	50.0	1	1	100.0
	GRAAB EDUCATIONAL CENTRE HIGH SCHOOL	4321135	2024	99	15	11	73.3				25	23	92.0										22	22	100.0	18	18	100.0	24	24	100.0	13	9	69.2	12	11	91.7
	GREENPOINT SECONDARY SCHOOL	4321031	2024	4	12	12	100.0				86	73	84.9	39	34	87.2				55	55	100.0	79	79	100.0	62	61	98.4	117	110	94.0	40	34	85.0	38	32	84.2
		4321031	2023	4	15	15	100.0				80	66	82.5	43	33	76.7				49	47	95.9	118	115	97.5	67	61	91.0	126	119	94.4	37	35	94.6	31	30	96.8
	GRENS HIGH SCHOOL	4321032	2024	5	8	8	100.0				12	7	58.3				50	50	100.0	14	7	50.0				28	23	82.1	42	42	100.0	13	13	100.0	8	7	87.5
		4321032	2023	5	12	12	100.0				17	16	94.1				76	76	100.0	18	12	66.7				46	35	76.1	67	65	97.0	34	31	91.2	19	18	94.7
	HECTOR PETERSON HIGH SCHOOL	4321034	2024	3	48	37	77.1	84	80	95.2	76	74	97.4	76	40	52.6	206	206	100.0	84	79	94.0	33	33	100.0	97	93	95.9	125	115	92.0	81	58	71.6	46	41	89.1
		4321034	2023	3	59	41	69.5	70	69	98.6	86	81	94.2	86	70	81.4	209	209	100.0	83	75	90.4	31	30	96.8	92	81	88.0	145	130	89.7	64	54	84.4	40	35	87.5
	HLAZIYA PRIVATE CENTRE	4325502	2023	1	8	8	100.0				28	15	53.6	12	7	58.3				13	10	76.9				11	9	81.8	31	23	74.2	8	5	62.5			
	HLOKOMA HIGH SCHOOL	4321035	2024	3	6	6	100.0				9	9	100.0				44	44	100.0	12	12	100.0	26	26	100.0	44	31	70.5	26	22	84.6	18	5	27.8	9	8	88.9
		4321035	2023	3	16	8	50.0				17	12	70.6				56	56	100.0	18	16	88.9	22	22	100.0	56	33	58.9	23	22	95.7	33	11	33.3	18	10	55.6
	HLUMANI HIGH SCHOOL	4321036	2024	3				26	25	96.2							71	71	100.0	71	66	93.0	60	59	98.3	13	13	100.0	61	47	77.0	11	9	81.8	11	10	90.9
		4321036	2023	3				22	20	90.9							70	70	100.0	70	63	90.0	47	47	100.0	23	16	69.6	48	32	66.7	22	14	63.6	22	14	63.6
	HO&RSKOOL DE VOS MALAN	4321037	2024	4	19	16	84.2				32	27	84.4				19	19	100.0	31	27	87.1	26	21	80.8	23	19	82.6	43	41	95.3	25	19	76.0	17	13	76.5
		4321037	2023	5	15	13	86.7				33	31	93.9				22	22	100.0	28	27	96.4	25	24	96.0	19	15	78.9	37	36	97.3	19	14	73.7	8	8	100.0
	HOHO SENIOR SECONDARY SCHOOL	4321038	2024	3				8	6	75.0							36	36	100.0				29	20	69.0	35	20	57.1	30	20	66.7	6	0	0.0			
		4321038	2023	3				7	7	100.0							33	33	100.0				26	23	88.5	33	14	42.4	28	19	67.9	5	4	80.0			

Province Districts	Centre Name	Centre Number	Exam Date	Quintile	Accounting			Agricultural Sciences			Business Studies			Economics			English First Additional Language			Geography			History			Life Sciences			Mathematical Literacy			Mathematics			Physical Sciences		
					Total Wrote	Achieved 30 - 100%	% Achieved at 30% and Above	Total Wrote	Achieved 30 - 100%	% Achieved at 30% and Above	Total Wrote	Achieved 30 - 100%	% Achieved at 30% and Above	Total Wrote	Achieved 30 - 100%	% Achieved at 30% and Above	Total Wrote	Achieved 30 - 100%	% Achieved at 30% and Above	Total Wrote	Achieved 30 - 100%	% Achieved at 30% and Above	Total Wrote	Achieved 30 - 100%	% Achieved at 30% and Above	Total Wrote	Achieved 30 - 100%	% Achieved at 30% and Above	Total Wrote	Achieved 30 - 100%	% Achieved at 30% and Above	Total Wrote	Achieved 30 - 100%	% Achieved at 30% and Above	Total Wrote	Achieved 30 - 100%	% Achieved at 30% and Above
BUFFALO CITY	HOPE SCHOOLS	4322004	2024	99						11	11	100.0							11	11	100.0				11	9	81.8	11	11	100.0							
		4322004	2023	99						8	8	100.0								4	4	100.0				8	8	100.0	4	4	100.0	4	4	100.0	4	4	100.0
	HUDSON PARK HIGH SCHOOL	4321039	2024	5	55	51	92.7			98	97	99.0							20	18	90.0	88	88	100.0	107	105	98.1	92	92	100.0	118	108	91.5	87	80	92.0	
		4321039	2023	5	27	26	96.3			107	104	97.2							31	30	96.8	84	82	97.6	91	84	92.3	109	109	100.0	86	82	95.3	47	46	97.9	
	IMIQHAYI SENIOR SECONDARY SCHOOL	4321040	2024	3	19	12	63.2	88	82	93.2				40	35	87.5	146	146	100.0	83	74	89.2				115	96	83.5	80	67	83.8	67	42	62.7	42	28	66.7
		4321040	2023	3	27	25	92.6	77	67	87.0				27	26	96.3	119	119	100.0	46	41	89.1				92	60	65.2	57	52	91.2	62	31	50.0	45	23	51.1
	INKWENKWEZI HIGH SCHOOL	4321041	2024	3													26	26	100.0	26	23	88.5	26	25	96.2	26	15	57.7	26	22	84.6						
		4321041	2023	3	6	6	100.0										17	17	100.0	17	13	76.5	11	11	100.0	17	7	41.2	17	15	88.2						
	IQONCE HIGH SCHOOL	4321042	2024	3						35	13	37.1					55	54	98.2	55	33	60.0	55	39	70.9	20	17	85.0	51	36	70.6	4	1	25.0			
		4321042	2023	3						19	15	78.9					42	42	100.0	35	28	80.0	42	40	95.2	22	16	72.7	28	23	82.1	14	6	42.9	7	6	85.7
	J F MATI SENIOR SECONDARY SCHOOL	4321043	2024	3						15	13	86.7	16	12	75.0	26	26	100.0				26	24	92.3	10	9	90.0	16	13	81.3	10	7	70.0	9	8	88.9	
		4321043	2023	3	7	7	100.0			18	14	77.8	22	14	63.6	31	31	100.0				24	22	91.7	12	9	75.0	19	15	78.9	11	7	63.6	9	6	66.7	
	JIM MVABAZA SENIOR SECONDARY SCHOOL	4321126	2024	2				27	26	96.3							27	27	100.0	27	26	96.3				27	24	88.9				27	4	14.8			
		4321126	2023	3				36	26	72.2							36	34	94.4	36	28	77.8				36	22	61.1				36	3	8.3			
	JOHN BISSEKER SECONDARY SCHOOL	4321044	2024	3	16	14	87.5			109	93	85.3				12	12	100.0	44	43	97.7	118	105	89.0	35	33	94.3	137	113	82.5	20	14	70.0	16	16	100.0	
		4321044	2023	4	25	14	56.0			104	74	71.2				17	17	100.0	41	37	90.2	105	84	80.0	58	40	69.0	126	92	73.0	29	17	58.6	25	22	88.0	
	JONGILANGA HIGH SCHOOL	4321045	2024	2												36	36	100.0	24	24	100.0	24	21	87.5	12	11	91.7	24	19	79.2	12	6	50.0	12	10	83.3	
4321045		2023	2				14	8	57.1						37	37	100.0	21	21	100.0	22	20	90.9				19	17	89.5	10	4	40.0	15	5	33.3		

Province Districts	Centre Name	Centre Number	Exam Date	Quintile	Accounting			Agricultural Sciences			Business Studies			Economics			English First Additional Language			Geography			History			Life Sciences			Mathematical Literacy			Mathematics			Physical Sciences					
					Total Wrote	Achieved 30 - 100%	% Achieved at 30% and Above	Total Wrote	Achieved 30 - 100%	% Achieved at 30% and Above	Total Wrote	Achieved 30 - 100%	% Achieved at 30% and Above	Total Wrote	Achieved 30 - 100%	% Achieved at 30% and Above	Total Wrote	Achieved 30 - 100%	% Achieved at 30% and Above	Total Wrote	Achieved 30 - 100%	% Achieved at 30% and Above	Total Wrote	Achieved 30 - 100%	% Achieved at 30% and Above	Total Wrote	Achieved 30 - 100%	% Achieved at 30% and Above	Total Wrote	Achieved 30 - 100%	% Achieved at 30% and Above	Total Wrote	Achieved 30 - 100%	% Achieved at 30% and Above						
BUFFALO CITY	JONGUHLANGA SENIOR SECONDARY SCHOOL	4321046	2024	3				34	21	61.8							61	61	100.0	27	21	77.8	38	29	76.3	23	10	43.5	55	38	69.1	6	2	33.3	6	2	33.3			
		4321046	2023	3				17	9	52.9							38	38	100.0	21	12	57.1	22	19	86.4	16	7	43.8	34	23	67.6	4	0	0.0						
	KHULANI COMMERCIAL HIGH SCHOOL	4321047	2024	3	98	58	59.2				93	74	79.6	95	71	74.7	120	120	100.0										47	34	72.3	84	77	91.7	36	33	91.7	27	23	85.2
		4321047	2023	3	156	109	69.9				137	120	87.6	137	105	76.6	161	161	100.0										29	26	89.7	123	120	97.6	38	28	73.7	24	21	87.5
	KINGSRIDGE HIGH SCHOOL	4321048	2024	5	14	13	92.9				51	47	92.2							35	35	100.0	28	26	92.9	37	37	100.0	41	41	100.0	38	32	84.2	29	26	89.7			
		4321048	2023	5	20	20	100.0				52	50	96.2							34	32	94.1	27	26	96.3	53	52	98.1	56	56	100.0	33	31	93.9	24	24	100.0			
	KUSILE COMPREHESIVE SCHOOL	4321049	2024	3	14	12	85.7	81	60	74.1	45	35	77.8	45	27	60.0	223	221	99.1	86	57	66.3							94	56	59.6	127	95	74.8	51	33	64.7	47	27	57.4
		4321049	2023	3	15	6	40.0	86	63	73.3	35	24	68.6	35	17	48.6	193	193	100.0	59	49	83.1							115	60	52.2	88	58	65.9	84	26	31.0	78	32	41.0
	KUYASA SENIOR SECONDARY SCHOOL	4321050	2024	3	28	16	57.1				31	24	77.4	28	21	75.0	111	111	100.0	55	41	74.5	60	54	90.0	23	21	91.3	86	68	79.1	25	16	64.0	20	13	65.0			
		4321050	2023	3	48	38	79.2				48	37	77.1	48	36	75.0	140	139	99.3	56	41	73.2	66	49	74.2	26	21	80.8	98	59	60.2	42	9	21.4	26	9	34.6			
	KWENXURA SENIOR SECONDARY SCHOOL	4321051	2024	1	37	23	62.2	27	15	55.6							27	20	74.1	64	64	100.0	27	21	77.8				37	33	89.2	27	26	96.3	37	23	62.2	37	25	67.6
		4321051	2023	1	35	25	71.4	19	10	52.6							19	15	78.9	53	53	100.0	19	15	78.9				35	26	74.3	19	13	68.4	35	31	88.6	35	28	80.0
	LILYFONTEIN SCHOOL	4321052	2024	5	10	10	100.0				22	18	81.8										12	12	100.0				27	27	100.0	24	24	100.0	24	23	95.8	14	13	92.9
		4321052	2023	5	10	8	80.0				23	19	82.6										8	8	100.0				22	21	95.5	23	23	100.0	27	27	100.0	20	19	95.0
	LINGELETHU SENIOR SECONDARY SCHOOL	4321053	2024	2	27	11	40.7	17	13	76.5	29	24	82.8				96	95	99.0							22	16	72.7	69	35	50.7	82	58	70.7	14	8	57.1	14	9	64.3
		4321053	2023	2	42	16	38.1	59	30	50.8	42	39	92.9				128	124	96.9										86	31	36.0	99	66	66.7	30	10	33.3	29	12	41.4
	LOYISO SENIOR SECONDARY SCHOOL	4321054	2024	3							34	26	76.5	31	15	48.4	67	67	100.0	34	32	94.1	36	34	94.4				68	58	85.3									
		4321054	2023	3							39	26	66.7	37	13	35.1	83	83	100.0	41	40	97.6	44	44	100.0				81	64	79.0									



Province Districts	Centre Name	Centre Number	Exam Date	Quintile	Accounting			Agricultural Sciences			Business Studies			Economics			English First Additional Language			Geography			History			Life Sciences			Mathematical Literacy			Mathematics			Physical Sciences		
					Total Wrote	Achieved 30 - 100%	% Achieved at 30% and Above	Total Wrote	Achieved 30 - 100%	% Achieved at 30% and Above	Total Wrote	Achieved 30 - 100%	% Achieved at 30% and Above	Total Wrote	Achieved 30 - 100%	% Achieved at 30% and Above	Total Wrote	Achieved 30 - 100%	% Achieved at 30% and Above	Total Wrote	Achieved 30 - 100%	% Achieved at 30% and Above	Total Wrote	Achieved 30 - 100%	% Achieved at 30% and Above	Total Wrote	Achieved 30 - 100%	% Achieved at 30% and Above	Total Wrote	Achieved 30 - 100%	% Achieved at 30% and Above	Total Wrote	Achieved 30 - 100%	% Achieved at 30% and Above			
BUFFALO CITY	LUMKO HIGH SCHOOL	4321055	2024	3	42	26	61.9				90	59	65.6	89	44	49.4	215	215	100.0	102	95	93.1	133	125	94.0	125	96	76.8	162	144	88.9	53	38	71.7	40	32	80.0
		4321055	2023	3	34	24	70.6				69	59	85.5	69	55	79.7	169	169	100.0	78	76	97.4	81	80	98.8	100	67	67.0	106	99	93.4	63	49	77.8	54	38	70.4
	MASIXOLE HIGH SCHOOL	4321056	2024	3	50	49	98.0				51	49	96.1	50	50	100.0	151	151	100.0	101	95	94.1	65	59	90.8	101	80	79.2	115	103	89.6	36	25	69.4	35	26	74.3
		4321056	2023	3	44	39	88.6				48	30	62.5	46	39	84.8	147	147	100.0	102	86	84.3	68	57	83.8	101	69	68.3	100	80	80.0	47	24	51.1	31	15	48.4
	MBULELO BENEKANE H S S S	4321134	2024	3	11	11	100.0	72	66	91.7				30	19	63.3	83	83	100.0				41	41	100.0	48	48	100.0	67	60	89.6	16	10	62.5	12	10	83.3
		4321134	2023	3	15	9	60.0	81	71	87.7				30	23	76.7	96	96	100.0				51	50	98.0	54	53	98.1	82	74	90.2	14	5	35.7	15	7	46.7
	MGCAWEZULU SENIOR SECONDARY SCHOOL	4321057	2024	3				39	17	43.6							39	39	100.0				39	22	56.4	39	9	23.1	39	20	51.3						
		4321057	2023	3				22	16	72.7							22	22	100.0				22	20	90.9	22	11	50.0	22	16	72.7						
	MIZAMO SENIOR SECONDARY SCHOOL	4321058	2024	3				54	51	94.4	37	32	86.5	35	29	82.9	155	155	100.0	66	65	98.5	66	65	98.5	63	48	76.2	101	83	82.2	54	25	46.3	52	23	44.2
		4321058	2023	3				19	15	78.9	22	20	90.9	22	16	72.7	76	76	100.0	35	31	88.6	34	30	88.2	21	18	85.7	56	45	80.4	20	9	45.0	20	12	60.0
	MOSES MABHIDA SENIOR SECONDARY SCHO	4321059	2024	3										20	13	65.0	44	44	100.0	44	38	86.4	31	23	74.2	24	21	87.5	31	20	64.5	14	11	78.6	14	9	64.3
		4321059	2023	3										17	7	41.2	48	48	100.0	48	35	72.9	38	28	73.7	31	19	61.3	37	22	59.5	11	9	81.8	10	7	70.0
	MPUMELELO SENIOR SECONDARY SCHOOL	4321060	2024	3				15	14	93.3							15	15	100.0				15	15	100.0	15	14	93.3	15	15	100.0						
		4321060	2023	3				21	10	47.6							21	20	95.2				21	15	71.4	21	10	47.6	21	14	66.7						
	MZAMOWETHU PUBLIC SCHOOL	4321062	2024	3	16	10	62.5	29	23	79.3	15	13	86.7	15	14	93.3	62	62	100.0	30	24	80.0				47	40	85.1	36	27	75.0	26	17	65.4	18	17	94.4
		4321062	2023	3	8	6	75.0	43	34	79.1	8	6	75.0	8	6	75.0	71	71	100.0	40	32	80.0				63	52	82.5	46	42	91.3	25	25	100.0	20	19	95.0
	MZOKHANYO HIGH SCHOOL	4321063	2024	3	22	16	72.7				23	22	95.7	22	20	90.9	146	145	99.3	54	41	75.9	103	76	73.8	85	54	63.5	125	92	73.6	23	23	100.0	22	21	95.5
		4321063	2023	3	28	22	78.6				28	26	92.9	77	40	51.9	187	186	99.5	82	60	73.2	85	75	88.2	78	54	69.2	133	84	63.2	55	14	25.5	27	11	40.7

Province Districts	Centre Name	Centre Number	Exam Date	Quintile	Accounting			Agricultural Sciences			Business Studies			Economics			English First Additional Language			Geography			History			Life Sciences			Mathematical Literacy			Mathematics			Physical Sciences					
					Total Wrote	Achieved 30 - 100%	% Achieved at 30% and Above	Total Wrote	Achieved 30 - 100%	% Achieved at 30% and Above	Total Wrote	Achieved 30 - 100%	% Achieved at 30% and Above	Total Wrote	Achieved 30 - 100%	% Achieved at 30% and Above	Total Wrote	Achieved 30 - 100%	% Achieved at 30% and Above	Total Wrote	Achieved 30 - 100%	% Achieved at 30% and Above	Total Wrote	Achieved 30 - 100%	% Achieved at 30% and Above	Total Wrote	Achieved 30 - 100%	% Achieved at 30% and Above	Total Wrote	Achieved 30 - 100%	% Achieved at 30% and Above	Total Wrote	Achieved 30 - 100%	% Achieved at 30% and Above						
BUFFALO CITY	MZOMHLE SENIOR SECONDARY SCHOOL	4321064	2024	3	42	25	59.5				36	31	86.1	51	44	86.3	189	189	100.0	129	110	85.3	112	103	92.0	92	54	58.7	162	129	79.6	27	18	66.7	26	22	84.6			
		4321064	2023	3	25	12	48.0				23	19	82.6	48	33	68.8	173	173	100.0	124	117	94.4	90	89	98.9	87	72	82.8	135	123	91.1	39	37	94.9	36	33	91.7			
	MZONTSUNDU SENIOR SECONDARY SCHOOL	4321128	2024	3	22	22	100.0				15	15	100.0	19	19	100.0	67	67	100.0	39	39	100.0	39	39	100.0	13	13	100.0	51	51	100.0	16	12	75.0	9	9	100.0			
		4321065	2024	2							13	9	69.2	13	9	69.2	27	27	100.0	27	18	66.7				14	14	100.0	13	12	92.3	14	8	57.1	14	11	78.6			
	MZWINI SENIOR SECONDARY SCHOOL	4321065	2023	2							19	10	52.6	19	12	63.2	29	29	100.0	10	9	90.0				29	7	24.1	19	13	68.4	10	8	80.0	10	8	80.0			
		4321066	2024	3	32	28	87.5				40	38	95.0	40	37	92.5	119	119	100.0	62	48	77.4	61	57	93.4	76	56	73.7	98	82	83.7	21	17	81.0	18	13	72.2			
	NGWENYATHI HIGH SCHOOL	4321066	2023	3	28	22	78.6				43	35	81.4	42	29	69.0	137	136	99.3	66	57	86.4	66	64	97.0	85	48	56.5	96	66	68.8	42	20	47.6	30	13	43.3			
		4321129	2024	2				25	23	92.0							25	25	100.0	25	23	92.0				25	20	80.0	25	25	100.0									
	NJONGOZABANTU SENIOR SECONDARY SCHOOL	4321129	2023	2				14	13	92.9							14	14	100.0	14	13	92.9				14	11	78.6	14	13	92.9									
		4321067	2024	3													11	9	81.8																					
	NONCEBA SENIOR SECONDARY SCHOOL	4321068	2024	3				23	23	100.0							62	62	100.0	42	36	85.7	39	24	61.5	23	16	69.6	62	47	75.8									
		4321068	2023	3				19	19	100.0							40	39	97.5	31	25	80.6	21	16	76.2	19	16	84.2	28	21	75.0	12	2	16.7						
	NONCEDO COMBINED SCHOOL	4321069	2024	3	9	4	44.4				9	6	66.7	13	7	53.8	33	33	100.0	20	20	100.0	20	20	100.0	24	18	75.0	28	23	82.1	5	2	40.0	4	3	75.0			
		4321069	2023	3	11	1	9.1				12	9	75.0	13	3	23.1	22	22	100.0	10	10	100.0	10	9	90.0	12	10	83.3	20	12	60.0	3	0	0.0	1	1	100.0			
	NOSIZWE HIGH SCHOOL	4321070	2024	3				30	28	93.3							65	65	100.0							52	41	78.8	30	23	76.7	49	35	71.4	16	8	50.0	13	3	23.1
		4321070	2023	3				13	11	84.6							44	44	100.0							38	30	78.9	13	9	69.2	37	31	83.8	7	3	42.9	6	2	33.3

Province Districts	Centre Name	Centre Number	Exam Date	Quintile	Accounting			Agricultural Sciences			Business Studies			Economics			English First Additional Language			Geography			History			Life Sciences			Mathematical Literacy			Mathematics			Physical Sciences							
					Total Wrote	Achieved 30 - 100%	% Achieved at 30% and Above	Total Wrote	Achieved 30 - 100%	% Achieved at 30% and Above	Total Wrote	Achieved 30 - 100%	% Achieved at 30% and Above	Total Wrote	Achieved 30 - 100%	% Achieved at 30% and Above	Total Wrote	Achieved 30 - 100%	% Achieved at 30% and Above	Total Wrote	Achieved 30 - 100%	% Achieved at 30% and Above	Total Wrote	Achieved 30 - 100%	% Achieved at 30% and Above	Total Wrote	Achieved 30 - 100%	% Achieved at 30% and Above	Total Wrote	Achieved 30 - 100%	% Achieved at 30% and Above	Total Wrote	Achieved 30 - 100%	% Achieved at 30% and Above								
BUFFALO CITY	NOWAWE HIGH SCHOOL	4321071	2024	3											49	49	100.0	49	48	98.0	37	37	100.0	49	44	89.8	35	29	82.9	14	6	42.9	12	10	83.3							
		4321071	2023	3												51	51	100.0	51	43	84.3	45	44	97.8	51	29	56.9	45	36	80.0	6	1	16.7	6	4	66.7						
	NTSOKOTHA SENIOR SECONDARY SCHOOL	4321072	2024	3	23	19	82.6	103	60	58.3	26	24	92.3	24	21	87.5	161	161	100.0	53	39	73.6	109	86	78.9	115	72	62.6	109	69	63.3	52	27	51.9	30	27	90.0					
		4321072	2023	3				138	94	68.1							138	137	99.3	23	10	43.5	137	112	81.8	115	78	67.8	98	61	62.2	40	16	40.0	40	17	42.5					
	NYAMEKO HIGH SCHOOL	4321073	2024	3	41	33	80.5				107	87	81.3				182	182	100.0	141	113	80.1	48	39	81.3	81	74	91.4	146	106	72.6	36	19	52.8	27	22	81.5					
		4321073	2023	3	40	29	72.5				77	68	88.3				140	140	100.0	100	88	88.0	42	41	97.6	62	58	93.5	103	83	80.6	37	30	81.1	21	21	100.0					
	PHILEMON NGCELWANE HIGH SCHOOL	4321074	2024	3	26	15	57.7				53	53	100.0	53	51	96.2	120	120	100.0	67	61	91.0	72	56	77.8	68	35	51.5	90	74	82.2	31	16	51.6	24	18	75.0					
		4321074	2023	3	34	22	64.7				85	73	85.9	85	55	64.7	168	168	100.0	79	69	87.3	113	93	82.3	83	45	54.2	136	105	77.2	32	24	75.0	25	23	92.0					
	PHILLIP MTYWAKU SEN SEC SCHOOL	4321075	2024	3	10	8	80.0	73	57	78.1	24	22	91.7	27	16	59.3	97	97	100.0				68	54	79.4	70	45	64.3	71	57	80.3	26	7	26.9	19	16	84.2					
		4321075	2023	3	10	10	100.0	65	54	83.1				17	16	94.1	65	65	100.0				33	30	90.9	48	38	79.2	43	37	86.0	22	18	81.8	22	20	90.9					
	PORT REX TECHNICAL HIGH	4321076	2024	5																																	65	49	75.4	65	42	64.6
		4321076	2023	5																																	51	33	64.7	51	37	72.5
	QAQAMBA SENIOR SECONDARY SCHOOL	4321077	2024	3	39	26	66.7	42	42	100.0	96	68	70.8	39	34	87.2	165	165	100.0	118	105	89.0	61	54	88.5	42	38	90.5	154	128	83.1	45	37	82.2	42	29	69.0					
		4321077	2023	3	45	20	44.4	53	47	88.7	66	33	50.0	45	27	60.0	157	154	98.1	77	59	76.6	56	47	83.9	53	42	79.2	116	86	74.1	59	41	69.5	53	40	75.5					
	QHAMANI SENIOR SECONDARY SCHOOL	4321078	2024	3				8	5	62.5	8	5	62.5				8	8	100.0							8	3	37.5	8	8	100.0											
		4321078	2023	3				9	8	88.9	9	7	77.8				9	9	100.0							9	5	55.6	9	9	100.0											
	QHASANA SENIOR SECONDARY SCHOOL	4321079	2024	3	9	9	100.0				12	11	91.7				34	34	100.0	25	23	92.0	28	27	96.4	22	19	86.4	24	21	87.5	10	2	20.0	6	4	66.7					
		4321079	2023	3							6	4	66.7				48	48	100.0	48	38	79.2	34	34	100.0	42	31	73.8	34	26	76.5	14	6	42.9	14	10	71.4					

Province Districts	Centre Name	Centre Number	Exam Date	Quintile	Accounting			Agricultural Sciences			Business Studies			Economics			English First Additional Language			Geography			History			Life Sciences			Mathematical Literacy			Mathematics			Physical Sciences		
					Total Wrote	Achieved 30 - 100%	% Achieved at 30% and Above	Total Wrote	Achieved 30 - 100%	% Achieved at 30% and Above	Total Wrote	Achieved 30 - 100%	% Achieved at 30% and Above	Total Wrote	Achieved 30 - 100%	% Achieved at 30% and Above	Total Wrote	Achieved 30 - 100%	% Achieved at 30% and Above	Total Wrote	Achieved 30 - 100%	% Achieved at 30% and Above	Total Wrote	Achieved 30 - 100%	% Achieved at 30% and Above	Total Wrote	Achieved 30 - 100%	% Achieved at 30% and Above	Total Wrote	Achieved 30 - 100%	% Achieved at 30% and Above	Total Wrote	Achieved 30 - 100%	% Achieved at 30% and Above			
BUFFALO CITY	RICHARD VARHA HIGH SCHOOL	4321080	2024	3	38	32	84.2	102	94	92.2	38	32	84.2	38	32	84.2	223	223	100.0	23	19	82.6				102	84	82.4				177	86	48.6	139	85	61.2
		4321080	2023	3	39	38	97.4	85	80	94.1	39	33	84.6	39	38	97.4	166	166	100.0	20	17	85.0				85	79	92.9				166	92	55.4	127	95	74.8
	S E K MQHAYI HIGH SCHOOL	4321081	2024	3													23	23	100.0	23	22	95.7	23	21	91.3	23	20	87.0	15	14	93.3	8	1	12.5			
		4321081	2023	3													29	29	100.0	29	25	86.2	29	26	89.7	29	16	55.2	29	25	86.2						
	SAKHIKAMVA HIGH SCHOOL	4321082	2024	3	18	12	66.7				18	18	100.0	50	46	92.0	74	74	100.0	56	51	91.1				19	18	94.7	53	53	100.0	17	12	70.6	19	9	47.4
		4321082	2023	3	13	10	76.9				15	7	46.7	50	39	78.0	83	83	100.0	68	55	80.9				30	21	70.0	54	48	88.9	25	17	68.0	27	15	55.6
	SAKHISIZWE HIGH SCHOOL	4321083	2024	3	9	7	77.8				15	11	73.3	16	14	87.5	108	108	100.0	33	32	97.0	74	52	70.3	92	51	55.4	89	63	70.8	19	8	42.1	19	9	47.4
		4321083	2023	3	16	16	100.0				18	17	94.4	18	15	83.3	93	90	96.8	30	26	86.7	61	49	80.3	75	27	36.0	75	46	61.3	18	12	66.7	14	13	92.9
	SANDISIWE HIGH SCHOOL	4321084	2024	3	30	19	63.3	30	25	83.3	60	55	91.7	30	25	83.3	137	137	100.0	77	69	89.6				107	64	59.8	95	82	86.3	41	35	85.4	34	30	88.2
		4321084	2023	3	27	17	63.0	28	24	85.7	55	48	87.3	27	22	81.5	146	146	100.0	91	84	92.3				120	62	51.7	106	96	90.6	41	33	80.5	35	30	85.7
	SELBORNE COLLEGE BOYS HIGH	4321085	2024	5	34	33	97.1				44	42	95.5							66	66	100.0	46	45	97.8	69	65	94.2	46	46	100.0	95	89	93.7	77	72	93.5
		4321085	2023	2	36	34	94.4				51	45	88.2							86	86	100.0	76	76	100.0	62	58	93.5	67	67	100.0	83	79	95.2	63	61	96.8
	SIKHULULE HIGH SCHOOL	4321086	2024	3				20	20	100.0	19	17	89.5	19	17	89.5	78	78	100.0	18	17	94.4	40	37	92.5	59	43	72.9	59	55	93.2	19	12	63.2	19	11	57.9
		4321086	2023	3				11	10	90.9	17	14	82.4	17	14	82.4	77	77	100.0	15	15	100.0	45	45	100.0	60	35	58.3	62	43	69.4	15	7	46.7	15	7	46.7
	SILIMELA HIGH SCHOOL	4321087	2024	3													85	85	100.0	85	69	81.2	55	48	87.3	32	24	75.0	55	46	83.6	30	22	73.3	30	19	63.3
		4321087	2023	3													64	64	100.0	64	45	70.3	48	47	97.9	18	12	66.7	48	42	87.5	16	10	62.5	16	11	68.8
	SIMZAMILE SENIOR SECONDARY SCHOOL	4321088	2024	3				8	6	75.0	26	19	73.1				26	25	96.2	18	16	88.9	18	17	94.4	8	6	75.0	18	14	77.8	8	0	0.0			
		4321088	2023	3				22	16	72.7	42	24	57.1				48	48	100.0	32	29	90.6	32	30	93.8	16	12	75.0	32	14	43.8	16	4	25.0			

Province Districts	Centre Name	Centre Number	Exam Date	Quintile	Accounting			Agricultural Sciences			Business Studies			Economics			English First Additional Language			Geography			History			Life Sciences			Mathematical Literacy			Mathematics			Physical Sciences							
					Total Wrote	Achieved 30 - 100%	% Achieved at 30% and Above	Total Wrote	Achieved 30 - 100%	% Achieved at 30% and Above	Total Wrote	Achieved 30 - 100%	% Achieved at 30% and Above	Total Wrote	Achieved 30 - 100%	% Achieved at 30% and Above	Total Wrote	Achieved 30 - 100%	% Achieved at 30% and Above	Total Wrote	Achieved 30 - 100%	% Achieved at 30% and Above	Total Wrote	Achieved 30 - 100%	% Achieved at 30% and Above	Total Wrote	Achieved 30 - 100%	% Achieved at 30% and Above	Total Wrote	Achieved 30 - 100%	% Achieved at 30% and Above	Total Wrote	Achieved 30 - 100%	% Achieved at 30% and Above								
BUFFALO CITY	SINETHEMBA SENIOR SECONDARY SCHOOL	4321089	2024	3											60	60	100.0	48	46	95.8	46	44	95.7	33	27	81.8	48	42	87.5	12	8	66.7	12	9	75.0							
		4321089	2023	3												45	45	100.0	37	34	91.9	37	36	97.3	27	21	77.8	37	31	83.8	8	7	87.5	8	8	100.0						
	SINIWIWE HIGH SCHOOL	4321090	2024	3							29	18	62.1			60	60	100.0						46	42	91.3	32	27	84.4	43	39	90.7	18	11	61.1	15	12	80.0				
		4321090	2023	3							27	19	70.4			58	57	98.3						49	45	91.8	31	20	64.5	46	41	89.1	12	8	66.7	9	9	100.0				
	SINOVUYO HIGH SCHOOL	4321091	2024	3							40	25	62.5			41	41	100.0						51	40	78.4	51	19	37.3	39	30	76.9	12	9	75.0	11	8	72.7				
		4321091	2023	3							33	20	60.6			43	43	100.0						43	38	88.4	43	17	39.5	33	22	66.7	10	6	60.0	10	7	70.0				
	SIYAZAKHA SECONDARY SCHOOL	4321093	2024	3				14	12	85.7						22	21	95.5	22	15	68.2				22	16	72.7	14	9	64.3	8	6	75.0	8	7	87.5						
		4321093	2023	3				22	17	77.3						22	18	81.8	22	16	72.7				22	17	77.3	16	10	62.5	6	5	83.3									
	SOLOMON MAHLANGU SENIOR SECONDARY	4321095	2024	3	5	4	80.0				5	5	100.0			88	88	100.0	90	77	85.6	55	45	81.8	85	47	55.3	60	48	80.0	30	22	73.3	29	19	65.5						
		4321095	2023	3	10	5	50.0				10	8	80.0			64	64	100.0	65	60	92.3	40	38	95.0	55	23	41.8	49	42	85.7	16	10	62.5	15	6	40.0						
	SOPHAKAMA FINISHING SCHOOL	4325505	2023	2	1	1	100.0	15	15	100.0	10	10	100.0	1	1	100.0	25	25	100.0	9	9	100.0	11	11	100.0	15	14	93.3	8	8	100.0	17	14	82.4	13	9	69.2					
	SOPHATHISANA SENIOR SECONDARY SCHOOL	4321096	2024	3	22	15	68.2	22	22	100.0	22	14	63.6	22	14	63.6	127	127	100.0	84	75	89.3	47	45	95.7	22	21	95.5	101	94	93.1	27	19	70.4	22	15	68.2					
		4321096	2023	3	31	19	61.3	48	38	79.2	31	20	64.5	31	22	71.0	155	155	100.0	76	58	76.3	48	46	95.8	48	31	64.6	103	85	82.5	52	35	67.3	48	35	72.9					
	ST CHRIS COLLEGE	4322129	2024	99							47	45	95.7	14	11	78.6									15	14	93.3	20	19	95.0	28	28	100.0	40	40	100.0	16	9	56.3	14	10	71.4
		4322129	2023	2							41	36	87.8	18	10	55.6									16	16	100.0	24	24	100.0	30	29	96.7	39	39	100.0	27	16	59.3	22	19	86.4
	ST CHRISTOPHERS PRIVATE SCHOOL	4322097	2024	99							53	47	88.7	22	22	100.0									21	21	100.0	29	25	86.2	22	22	100.0	46	46	100.0	30	25	83.3	20	16	80.0
4322097		2023	99							47	46	97.9	18	18	100.0									18	18	100.0	25	25	100.0	23	21	91.3	43	42	97.7	17	17	100.0	12	11	91.7	

Province Districts	Centre Name	Centre Number	Exam Date	Quintile	Accounting			Agricultural Sciences			Business Studies			Economics			English First Additional Language			Geography			History			Life Sciences			Mathematical Literacy			Mathematics			Physical Sciences					
					Total Wrote	Achieved 30 - 100%	% Achieved at 30% and Above	Total Wrote	Achieved 30 - 100%	% Achieved at 30% and Above	Total Wrote	Achieved 30 - 100%	% Achieved at 30% and Above	Total Wrote	Achieved 30 - 100%	% Achieved at 30% and Above	Total Wrote	Achieved 30 - 100%	% Achieved at 30% and Above	Total Wrote	Achieved 30 - 100%	% Achieved at 30% and Above	Total Wrote	Achieved 30 - 100%	% Achieved at 30% and Above	Total Wrote	Achieved 30 - 100%	% Achieved at 30% and Above	Total Wrote	Achieved 30 - 100%	% Achieved at 30% and Above	Total Wrote	Achieved 30 - 100%	% Achieved at 30% and Above						
BUFFALO CITY	ST THOMAS FOR THE DEAF	4323126	2024	99							6	2	33.3				6	6	100.0								6	1	16.7											
		4323126	2023	99								5	1	20.0				5	2	40.0								5	1	20.0										
	ST THOMAS PRIVATE SCHOOL	4322098	2024	99	14	14	100.0				26	24	92.3											18	16	88.9	31	31	100.0	13	12	92.3	11	11	100.0					
		4322098	2023	99	18	17	94.4				21	20	95.2											17	16	94.1	16	16	100.0	22	14	63.6	9	7	77.8					
	STIRLING HIGH SCHOOL	4321099	2024	5	41	41	100.0				104	102	98.1	38	38	100.0							39	39	100.0	63	62	98.4	112	111	99.1	90	90	100.0	126	119	94.4	92	86	93.5
		4321099	2023	5	42	42	100.0				96	92	95.8	37	35	94.6							36	36	100.0	58	57	98.3	131	118	90.1	91	91	100.0	121	114	94.2	85	81	95.3
	THEMBALABANTU HIGH SCHOOL	4321100	2024	3	26	16	61.5	29	24	82.8	29	25	86.2	29	18	62.1	127	127	100.0	70	52	74.3	70	53	75.7	29	21	72.4	112	87	77.7	16	10	62.5	14	9	64.3			
		4321100	2023	3	10	9	90.0	34	27	79.4	16	13	81.3	16	13	81.3	100	99	99.0	50	40	80.0	51	43	84.3	34	25	73.5	81	56	69.1	20	6	30.0	12	5	41.7			
	THEMBALESIZWE S S S	4321101	2024	3													13	13	100.0	13	10	76.9	13	11	84.6				13	11	84.6									
		4321101	2023	3				6	3	50.0	10	2	20.0				16	15	93.8	6	4	66.7	16	14	87.5				13	8	61.5	3	2	66.7						
	TOISE SENIOR SECONDARY SCHOOL	4321102	2024	3	14	11	78.6	81	70	86.4	26	21	80.8	54	51	94.4	167	167	100.0	60	54	90.0	127	105	82.7	113	90	79.6	136	117	86.0	31	13	41.9	26	21	80.8			
		4321102	2023	3	15	10	66.7	117	101	86.3	23	14	60.9	47	43	91.5	186	186	100.0	46	44	95.7	139	115	82.7	139	103	74.1	145	119	82.1	41	15	36.6	32	25	78.1			
	TSHOLOMNA HIGH SCHOOL	4321103	2024	2				17	17	100.0	38	34	89.5	21	15	71.4	160	158	98.8	8	8	100.0	113	102	90.3	82	61	74.4	137	109	79.6	23	21	91.3	16	16	100.0			
		4321103	2023	2	17	15	88.2	19	17	89.5	33	28	84.8	19	16	84.2	133	132	99.2	14	14	100.0	81	79	97.5	67	64	95.5	101	85	84.2	32	26	81.3	22	21	95.5			
	ULWAZI HIGH SCHOOL	4321104	2024	3	67	62	92.5				89	88	98.9				227	227	100.0	116	115	99.1	147	147	100.0	80	80	100.0	147	142	96.6	80	77	96.3	80	70	87.5			
		4321104	2023	3	53	51	96.2				95	88	92.6				226	226	100.0	115	115	100.0	148	147	99.3	78	77	98.7	148	145	98.0	78	78	100.0	78	78	100.0			
	UMTIZA HIGH SCHOOL	4321105	2024	3	16	12	75.0	50	48	96.0	94	85	90.4	16	14	87.5	144	144	100.0				84	79	94.0	50	48	96.0	90	70	77.8	55	38	69.1	44	20	45.5			
		4321105	2023	3	31	12	38.7	37	36	97.3	114	69	60.5	31	19	61.3	151	147	97.4				85	70	82.4	37	34	91.9	101	70	69.3	50	21	42.0	35	21	60.0			
	UMZUVUKILE HIGH SCHOOL	4321106	2024	2										24	23	95.8	57	57	100.0	32	32	100.0	48	47	97.9	24	24	100.0	33	33	100.0	24	20	83.3	9	6	66.7			
4321106		2023	2										22	17	77.3	49	49	100.0	26	25	96.2	31	29	93.5	23	22	95.7	27	26	96.3	22	17	77.3	18	8	44.4				

Province Districts	Centre Name	Centre Number	Exam Date	Quintile	Accounting			Agricultural Sciences			Business Studies			Economics			English First Additional Language			Geography			History			Life Sciences			Mathematical Literacy			Mathematics			Physical Sciences		
					Total Wrote	Achieved 30 - 100%	% Achieved at 30% and Above	Total Wrote	Achieved 30 - 100%	% Achieved at 30% and Above	Total Wrote	Achieved 30 - 100%	% Achieved at 30% and Above	Total Wrote	Achieved 30 - 100%	% Achieved at 30% and Above	Total Wrote	Achieved 30 - 100%	% Achieved at 30% and Above	Total Wrote	Achieved 30 - 100%	% Achieved at 30% and Above	Total Wrote	Achieved 30 - 100%	% Achieved at 30% and Above	Total Wrote	Achieved 30 - 100%	% Achieved at 30% and Above	Total Wrote	Achieved 30 - 100%	% Achieved at 30% and Above	Total Wrote	Achieved 30 - 100%	% Achieved at 30% and Above			
BUFFALO CITY	UNATHI SECONDARY SCHOOL	4321107	2024	3	9	8	88.9	40	37	92.5	83	68	81.9	28	24	85.7	127	127	100.0	31	28	90.3	33	31	93.9	31	24	77.4	117	99	84.6	9	8	88.9	8	7	87.5
		4321107	2023	3	14	14	100.0	25	23	92.0	60	52	86.7	31	28	90.3	98	98	100.0	21	18	85.7	24	23	95.8	35	28	80.0	88	71	80.7	11	9	81.8	10	8	80.0
	UVIWE SENIOR SECONDARY SCHOOL	4321108	2024	3				38	27	71.1	23	17	73.9	23	18	78.3	101	100	99.0	59	44	74.6	59	48	81.4	20	14	70.0	82	63	76.8	20	15	75.0	20	14	70.0
		4321108	2023	3				41	27	65.9	5	5	100.0	5	5	100.0	85	85	100.0	58	44	75.9	58	55	94.8	22	17	77.3	58	48	82.8	27	18	66.7	22	19	86.4
	VUKUHAMBE SCHOOL	4323109	2024	99							5	4	80.0	2	2	100.0	5	5	100.0										4	4	100.0	1	0	0.0			
		4323109	2023	99	0	0					5	2	40.0	2	1	50.0	5	5	100.0										4	2	50.0	1	0	0.0	1	0	0.0
	VULAMAZIBUKO HIGH SCHOOL	4321110	2024	3	41	39	95.1				100	85	85.0	45	26	57.8	122	122	100.0	31	28	90.3	44	44	100.0	29	23	79.3	98	93	94.9	19	19	100.0	19	11	57.9
		4321110	2023	3	33	26	78.8				93	85	91.4	34	27	79.4	110	110	100.0	16	16	100.0	59	59	100.0	18	18	100.0	90	87	96.7	17	13	76.5	15	15	100.0
	WEST BANK SENIOR SECONDARY SCHOOL	4321111	2024	4	16	14	87.5	33	28	84.8	42	39	92.9	20	15	75.0	49	49	100.0	58	51	87.9	38	33	86.8	30	25	83.3	70	65	92.9	18	18	100.0	13	12	92.3
		4321111	2023	4	20	15	75.0	26	23	88.5	47	46	97.9	32	31	96.9	52	52	100.0	53	51	96.2	23	22	95.7	35	29	82.9	50	48	96.0	41	26	63.4	17	10	58.8
	WESTBANK BANK HIGH SCHOOL	4321112	2024	5							44	40	90.9							13	13	100.0	31	31	100.0	38	35	92.1	41	40	97.6	16	10	62.5	12	11	91.7
		4321112	2023	5							43	33	76.7				4	4	100.0	22	22	100.0	29	27	93.1	38	32	84.2	48	47	97.9	17	13	76.5	14	13	92.9
	WONGALETHU HIGH SCHOOL	4321113	2024	3	21	9	42.9							21	17	81.0	102	102	100.0	58	50	86.2	57	50	87.7	24	13	54.2	73	57	78.1	29	8	27.6	23	9	39.1
		4321113	2023	3	27	20	74.1							27	15	55.6	106	105	99.1	80	67	83.8	64	55	85.9	16	14	87.5	87	67	77.0	20	7	35.0	10	8	80.0
	XOLANI SENIOR SECONDARY SCHOOL	4321123	2024	3	29	20	69.0	45	38	84.4	62	50	80.6	47	38	80.9	187	187	100.0	113	80	70.8	96	69	71.9	40	36	90.0	146	104	71.2	41	18	43.9	29	15	51.7
		4321123	2023	3	10	8	80.0	50	37	74.0	56	46	82.1	40	34	85.0	132	132	100.0	72	60	83.3	55	44	80.0	35	24	68.6	111	63	56.8	21	9	42.9	21	10	47.6
Z K MATTHEWS SENIOR SECONDARY SCHOOL	4321114	2024	3				27	19	70.4							27	26	96.3				17	13	76.5	27	14	51.9	17	13	76.5	10	6	60.0	10	6	60.0	
	4321114	2023	3	5	3	60.0	28	20	71.4	5	5	100.0				27	27	100.0				15	10	66.7	9	9	100.0	17	10	58.8	11	9	81.8	8	3	37.5	



Province Districts	Centre Name	Centre Number	Exam Date	Quintile	Accounting			Agricultural Sciences			Business Studies			Economics			English First Additional Language			Geography			History			Life Sciences			Mathematical Literacy			Mathematics			Physical Sciences		
					Total Wrote	Achieved 30 - 100%	% Achieved at 30% and Above	Total Wrote	Achieved 30 - 100%	% Achieved at 30% and Above	Total Wrote	Achieved 30 - 100%	% Achieved at 30% and Above	Total Wrote	Achieved 30 - 100%	% Achieved at 30% and Above	Total Wrote	Achieved 30 - 100%	% Achieved at 30% and Above	Total Wrote	Achieved 30 - 100%	% Achieved at 30% and Above	Total Wrote	Achieved 30 - 100%	% Achieved at 30% and Above	Total Wrote	Achieved 30 - 100%	% Achieved at 30% and Above	Total Wrote	Achieved 30 - 100%	% Achieved at 30% and Above	Total Wrote	Achieved 30 - 100%	% Achieved at 30% and Above			
BUFFALO CITY	ZAMEKA JUNIOR SECONDARY SCHOOL	4321115	2024	3				35	31	88.6						60	60	100.0	25	22	88.0	46	40	87.0	60	54	90.0	46	43	93.5	14	10	71.4	14	11	78.6	
		4321115	2023	3				23	22	95.7						54	54	100.0	31	29	93.5	46	43	93.5	54	50	92.6	46	39	84.8	8	7	87.5	8	8	100.0	
	ZANEMPUCUKO SENIOR SECONDARY SCHOOL	4321116	2024	3	24	23	95.8	93	86	92.5	50	50	100.0	27	26	96.3	117	117	100.0	43	43	100.0	43	42	97.7	47	47	100.0	91	86	94.5	26	25	96.2	24	22	91.7
		4321116	2023	3	23	21	91.3	88	66	75.0	23	22	95.7	23	22	95.7	111	111	100.0	51	47	92.2	51	50	98.0	37	37	100.0	90	80	88.9	21	21	100.0	37	33	89.2
	ZINZANI SENIOR SECONDARY SCHOOL	4321117	2024	3	21	11	52.4							20	7	35.0	49	49	100.0	31	25	80.6	26	22	84.6	29	23	79.3	27	21	77.8	22	8	36.4	20	9	45.0
		4321117	2023	3	11	7	63.6							36	26	72.2	50	50	100.0	31	27	87.1	31	30	96.8	22	19	86.4	30	26	86.7	20	11	55.0	19	13	68.4
	ZUKHANYE SENIOR SECONDARY SCHOOL	4321119	2024	3				11	5	45.5						11	11	100.0				8	4	50.0	3	3	100.0	11	7	63.6							
		4321119	2023	3				39	24	61.5						39	38	97.4				26	21	80.8	13	10	76.9	27	16	59.3	12	7	58.3	6	6	100.0	
	ZWELIYANDILA HIGH SCHOOL	4321120	2024	2				39	22	56.4						39	38	97.4	29	17	58.6				8	8	100.0	29	20	69.0	10	2	20.0	10	4	40.0	
		4321120	2023	2				9	7	77.8	23	12	52.2			32	32	100.0	29	15	51.7				9	7	77.8	24	15	62.5	8	3	37.5	3	1	33.3	
CHRIS HANI EAST	A M ZANTSI SENIOR SECONDARY SCHOOL	4261001	2024	1				107	95	88.8						107	107	100.0	79	72	91.1				107	95	88.8	55	51	92.7	52	30	57.7	28	26	92.9	
		4261001	2023	1				108	101	93.5						108	108	100.0	60	60	100.0				108	96	88.9	38	37	97.4	70	26	37.1	48	33	68.8	
	ARTHUR MFEBE SENIOR SECONDARY SCHOOL	4261002	2024	2				62	60	96.8	18	18	100.0			80	80	100.0							62	57	91.9				80	19	23.8	27	22	81.5	
		4261002	2023	3				45	43	95.6	22	19	86.4			67	67	100.0							45	38	84.4				67	20	29.9	19	10	52.6	
	BATANDWA NDONDO SENIOR SECONDARY SCH	4261003	2024	3				13	12	92.3						42	42	100.0	29	26	89.7	22	21	95.5	42	33	78.6	22	22	100.0	20	6	30.0	20	11	55.0	
		4261003	2023	3				7	4	57.1				24	15	62.5	38	38	100.0	31	28	90.3	24	20	83.3	14	11	78.6	24	22	91.7	14	6	42.9	14	7	50.0
	CALA SENIOR SECONDARY SCHOOL	4261005	2024	3	24	19	79.2	76	70	92.1	57	55	96.5	24	23	95.8	100	100	100.0	23	21	91.3	33	33	100.0	43	38	88.4	76	61	80.3	24	20	83.3	20	14	70.0
		4261005	2023	3	15	13	86.7	67	52	77.6	56	41	73.2	15	15	100.0	123	122	99.2	38	29	76.3	41	40	97.6	41	39	95.1	94	68	72.3	29	19	65.5	29	16	55.2

Province Districts	Centre Name	Centre Number	Exam Date	Quintile	Accounting			Agricultural Sciences			Business Studies			Economics			English First Additional Language			Geography			History			Life Sciences			Mathematical Literacy			Mathematics			Physical Sciences		
					Total Wrote	Achieved 30 - 100%	% Achieved at 30% and Above	Total Wrote	Achieved 30 - 100%	% Achieved at 30% and Above	Total Wrote	Achieved 30 - 100%	% Achieved at 30% and Above	Total Wrote	Achieved 30 - 100%	% Achieved at 30% and Above	Total Wrote	Achieved 30 - 100%	% Achieved at 30% and Above	Total Wrote	Achieved 30 - 100%	% Achieved at 30% and Above	Total Wrote	Achieved 30 - 100%	% Achieved at 30% and Above	Total Wrote	Achieved 30 - 100%	% Achieved at 30% and Above	Total Wrote	Achieved 30 - 100%	% Achieved at 30% and Above	Total Wrote	Achieved 30 - 100%	% Achieved at 30% and Above			
CHRIS HANI EAST	CALA VILLAGE SENIOR SECONDARY SCHOOL	4261059	2024	3	33	33	100.0	91	81	89.0	33	30	90.9	33	33	100.0	189	189	100.0	115	105	91.3	115	115	100.0	106	88	83.0	115	108	93.9	74	48	64.9	41	34	82.9
	CALA VILLAGE SENIOR SECONDARY SCHOOL	4261059	2023	3	17	16	94.1	107	96	89.7	17	14	82.4	17	16	94.1	210	210	100.0	137	123	89.8	137	136	99.3	142	126	88.7	137	127	92.7	73	57	78.1	56	45	80.4
	CLARKEBURY SENIOR SECONDARY SCHOOL	4261006	2024	1	19	18	94.7	70	68	97.1	19	19	100.0	19	15	78.9	145	145	100.0	101	101	100.0	45	43	95.6	81	77	95.1	45	43	95.6	100	66	66.0	81	72	88.9
	CLARKEBURY SENIOR SECONDARY SCHOOL	4261006	2023	1	22	22	100.0	120	116	96.7	22	20	90.9	22	21	95.5	240	240	100.0	98	98	100.0	39	39	100.0	218	191	87.6	39	32	82.1	201	134	66.7	179	162	90.5
	COFIMVABA SENIOR SECONDARY SCHOOL	4261007	2024	3	30	29	96.7	90	89	98.9	30	30	100.0	67	63	94.0	226	226	100.0	106	103	97.2	67	64	95.5	196	180	91.8	104	94	90.4	122	104	85.2	92	75	81.5
	COFIMVABA SENIOR SECONDARY SCHOOL	4261007	2023	3	30	28	93.3	143	134	93.7	30	30	100.0	73	62	84.9	339	336	99.1	166	164	98.8	65	65	100.0	309	271	87.7	108	95	88.0	231	139	60.2	201	115	57.2
	CWECWENI SENIOR SECONDARY SCHOOL	4261008	2024	1	37	13	35.1	37	37	100.0	38	30	78.9	38	28	73.7	124	124	100.0	23	23	100.0	46	46	100.0	86	68	79.1	67	59	88.1	57	26	45.6	40	28	70.0
	CWECWENI SENIOR SECONDARY SCHOOL	4261008	2023	1	37	16	43.2	37	34	91.9	37	33	89.2	37	29	78.4	103	102	99.0	32	32	100.0	31	31	100.0	67	54	80.6	61	55	90.2	44	25	56.8	37	29	78.4
	D M SKOSANA SENIOR SECONDARY SCHOOL	4261009	2024	2	15	12	80.0	23	22	95.7	15	12	80.0	15	13	86.7	63	63	100.0	35	32	91.4	15	13	86.7	48	39	81.3	48	41	85.4	15	10	66.7	10	9	90.0
	D M SKOSANA SENIOR SECONDARY SCHOOL	4261009	2023	2	13	8	61.5	27	18	66.7	13	10	76.9	13	12	92.3	66	66	100.0	42	31	73.8	13	13	100.0	53	35	66.0	30	22	73.3	36	6	16.7	13	9	69.2
	DALIWONGA SENIOR SECONDARY SCHOOL	4261010	2024	2	31	24	77.4	75	66	88.0	35	35	100.0	59	50	84.7	164	164	100.0	54	52	96.3	73	66	90.4	102	99	97.1	86	80	93.0	75	54	72.0	57	51	89.5
	DALIWONGA SENIOR SECONDARY SCHOOL	4261010	2023	2	32	31	96.9	52	47	90.4	16	16	100.0	16	15	93.8	149	148	99.3	63	53	84.1	62	59	95.2	133	116	87.2	63	53	84.1	83	54	65.1	68	49	72.1
	DOLOPHINI SENIOR SECONDARY SCHOOL	4261011	2024	1													59	58	98.3	44	39	88.6	55	51	92.7	59	47	79.7	40	36	90.0	19	15	78.9	19	15	78.9
	DOLOPHINI SENIOR SECONDARY SCHOOL	4261011	2023	1													64	64	100.0	48	46	95.8	54	52	96.3	64	37	57.8	38	31	81.6	26	23	88.5	26	18	69.2
	ELLIOT HIGH SCHOOL	4261012	2024	4	5	5	100.0				19	18	94.7				12	12	100.0	22	21	95.5				16	16	100.0	17	17	100.0	10	9	90.0	8	6	75.0
	ELLIOT HIGH SCHOOL	4261012	2023	4	5	5	100.0				29	15	51.7				16	16	100.0	29	28	96.6				22	20	90.9	29	28	96.6	5	5	100.0	5	5	100.0

Province Districts	Centre Name	Centre Number	Exam Date	Quintile	Accounting			Agricultural Sciences			Business Studies			Economics			English First Additional Language			Geography			History			Life Sciences			Mathematical Literacy			Mathematics			Physical Sciences		
					Total Wrote	Achieved 30 - 100%	% Achieved at 30% and Above	Total Wrote	Achieved 30 - 100%	% Achieved at 30% and Above	Total Wrote	Achieved 30 - 100%	% Achieved at 30% and Above	Total Wrote	Achieved 30 - 100%	% Achieved at 30% and Above	Total Wrote	Achieved 30 - 100%	% Achieved at 30% and Above	Total Wrote	Achieved 30 - 100%	% Achieved at 30% and Above	Total Wrote	Achieved 30 - 100%	% Achieved at 30% and Above	Total Wrote	Achieved 30 - 100%	% Achieved at 30% and Above	Total Wrote	Achieved 30 - 100%	% Achieved at 30% and Above	Total Wrote	Achieved 30 - 100%	% Achieved at 30% and Above			
CHRIS HANI EAST	EMIZAMOYETHU SENIOR SECONDARY SCHOOL	4261013	2024	1	29	24	82.8	50	47	94.0	29	28	96.6	29	22	75.9	84	84	100.0	38	37	97.4				56	49	87.5	50	44	88.0	35	17	48.6	24	24	100.0
		4261013	2023	1	13	12	92.3	69	58	84.1	13	13	100.0	13	12	92.3	82	82	100.0	36	33	91.7				69	55	79.7	43	36	83.7	39	18	46.2	33	31	93.9
	ENGCOBO VILLAGE SENIOR SECONDARY	4261014	2024	3	35	24	68.6	113	96	85.0	35	35	100.0	35	34	97.1	195	194	99.5	112	92	82.1	67	44	65.7	93	73	78.5	102	96	94.1	93	60	64.5	93	57	61.3
		4261014	2023	3	18	8	44.4	109	95	87.2	18	16	88.9	18	15	83.3	178	178	100.0	107	91	85.0	56	53	94.6	104	79	76.0	74	63	85.1	104	46	44.2	104	53	51.0
	FALO SENIOR SECONDARY SCHOOL	4261015	2024	2	22	13	59.1	50	50	100.0	22	22	100.0	22	12	54.5	72	72	100.0	19	18	94.7				50	49	98.0	30	28	93.3	42	24	57.1	31	27	87.1
		4261015	2023	2	20	17	85.0	40	39	97.5	20	19	95.0	20	19	95.0	60	60	100.0	16	16	100.0				40	38	95.0	26	25	96.2	31	18	58.1	24	19	79.2
	FALTEIN SENIOR SECONDARY SCHOOL	4261060	2024	3	15	15	100.0	23	23	100.0	15	14	93.3	15	15	100.0	38	38	100.0							23	22	95.7				38	29	76.3	23	21	91.3
		4261060	2023	3	10	10	100.0	25	25	100.0	10	10	100.0	10	10	100.0	35	35	100.0							25	25	100.0				35	27	77.1	25	25	100.0
	GOBINAMBA SENIOR SECONDARY SCHOOL	4261016	2024	3				68	68	100.0	23	15	65.2				91	89	97.8	46	29	63.0	46	43	93.5	45	42	93.3	46	40	87.0	45	27	60.0	45	32	71.1
		4261016	2023	3				58	52	89.7							84	84	100.0	48	38	79.2	48	47	97.9	62	45	72.6	48	42	87.5	36	19	52.8	36	27	75.0
	GWARUBANA SENIOR SECONDARY SCHOOL	4261017	2024	1	14	8	57.1	12	12	100.0	14	14	100.0	14	13	92.9	37	37	100.0	11	11	100.0	10	9	90.0	23	20	87.0	21	21	100.0	16	14	87.5	13	10	76.9
		4261017	2023	1	11	8	72.7	17	16	94.1	11	9	81.8	11	9	81.8	45	45	100.0	17	14	82.4	16	15	93.8	35	17	48.6	18	18	100.0	28	7	25.0	19	10	52.6
	ISIKHOBA NOMBEWU SENIOR SECONDARY SCHOOL	4261019	2024	2													66	66	100.0																		
		4261019	2023	2													80	79	98.8																		
	JONGIZIZWE SENIOR SECONDARY SCHOOL	4261020	2024	2				9	9	100.0							39	39	100.0	30	27	90.0	27	27	100.0	39	35	89.7	27	27	100.0	12	10	83.3	12	11	91.7
		4261020	2023	2				4	4	100.0							22	22	100.0	18	17	94.4	16	16	100.0	22	14	63.6	16	16	100.0	6	4	66.7	6	4	66.7

Province Districts	Centre Name	Centre Number	Exam Date	Quintile	Accounting			Agricultural Sciences			Business Studies			Economics			English First Additional Language			Geography			History			Life Sciences			Mathematical Literacy			Mathematics			Physical Sciences		
					Total Wrote	Achieved 30 - 100%	% Achieved at 30% and Above	Total Wrote	Achieved 30 - 100%	% Achieved at 30% and Above	Total Wrote	Achieved 30 - 100%	% Achieved at 30% and Above	Total Wrote	Achieved 30 - 100%	% Achieved at 30% and Above	Total Wrote	Achieved 30 - 100%	% Achieved at 30% and Above	Total Wrote	Achieved 30 - 100%	% Achieved at 30% and Above	Total Wrote	Achieved 30 - 100%	% Achieved at 30% and Above	Total Wrote	Achieved 30 - 100%	% Achieved at 30% and Above	Total Wrote	Achieved 30 - 100%	% Achieved at 30% and Above	Total Wrote	Achieved 30 - 100%	% Achieved at 30% and Above			
CHRISTIAN EAST	KHANYOLWETHU SENIOR SECONDARY SCHOOL	4261021	2024	1	29	29	100.0	90	90	100.0	84	83	98.8	29	29	100.0	119	119	100.0	32	32	100.0	64	59	92.2	90	74	82.2	62	60	96.8	57	38	66.7	54	33	61.1
		4261021	2023	2	34	17	50.0	87	76	87.4	80	62	77.5	34	13	38.2	123	121	98.4	37	32	86.5	70	50	71.4	89	61	68.5	73	51	69.9	50	23	46.0	48	29	60.4
	KHWAZA SENIOR SECONDARY SCHOOL	4261022	2024	1				19	16	84.2	24	19	79.2				45	45	100.0	26	24	92.3	29	27	93.1	21	17	81.0	29	26	89.7	16	8	50.0	16	13	81.3
		4261022	2023	2				16	15	93.8	26	18	69.2				42	42	100.0	26	24	92.3	26	26	100.0	16	15	93.8	26	24	92.3	16	8	50.0	16	15	93.8
	L JENTILE SENIOR SECONDARY SCHOOL	4261023	2024	2													55	55	100.0	55	50	90.9				55	45	81.8	44	32	72.7	11	6	54.5	11	7	63.6
		4261023	2023	2													47	46	97.9	47	44	93.6				47	41	87.2	37	34	91.9	10	4	40.0	10	8	80.0
	LANGALETU SENIOR SECONDARY SCHOOL	4261024	2024	1				15	10	66.7							16	16	100.0	8	7	87.5				16	11	68.8				16	7	43.8	8	7	87.5
		4261024	2023	1				24	16	66.7							24	24	100.0	24	22	91.7				24	16	66.7				24	4	16.7			
	LOWER SEPLAN SENIOR SECONDARY SCHOOL	4261025	2024	1	6	6	100.0				11	11	100.0	11	4	36.4	19	19	100.0	8	8	100.0				8	7	87.5	19	18	94.7						
		4261025	2023	1	4	4	100.0				9	8	88.9	9	6	66.7	22	22	100.0	13	12	92.3				13	12	92.3	16	16	100.0	6	6	100.0	4	4	100.0
	MANGELENGELE SENIOR SECONDARY SCHOOL	4261026	2024	2				22	20	90.9	35	15	42.9				58	58	100.0				46	28	60.9	26	23	88.5	37	27	73.0	21	8	38.1	13	10	76.9
		4261026	2023	2				12	12	100.0	31	16	51.6				44	44	100.0				34	28	82.4	12	12	100.0	34	26	76.5	10	2	20.0	10	7	70.0
	MANZANA SENIOR SECONDARY SCHOOL	4261027	2024	2	17	17	100.0	24	23	95.8	17	17	100.0	17	16	94.1	83	83	100.0	16	16	100.0	51	38	74.5	29	27	93.1	64	61	95.3	19	16	84.2	15	15	100.0
		4261027	2023	2	17	16	94.1	19	18	94.7	17	17	100.0	32	27	84.4	71	71	100.0	7	7	100.0	46	42	91.3	28	25	89.3	62	57	91.9	9	9	100.0	8	8	100.0
MAQANDA SENIOR SECONDARY SCHOOL	4261065	2024	1				97	82	84.5							96	96	100.0	55	48	87.3				42	36	85.7	76	69	90.8	21	17	81.0	21	19	90.5	

Province Districts	Centre Name	Centre Number	Exam Date	Quintile	Accounting			Agricultural Sciences			Business Studies			Economics			English First Additional Language			Geography			History			Life Sciences			Mathematical Literacy			Mathematics			Physical Sciences		
					Total Wrote	Achieved 30 - 100%	% Achieved at 30% and Above	Total Wrote	Achieved 30 - 100%	% Achieved at 30% and Above	Total Wrote	Achieved 30 - 100%	% Achieved at 30% and Above	Total Wrote	Achieved 30 - 100%	% Achieved at 30% and Above	Total Wrote	Achieved 30 - 100%	% Achieved at 30% and Above	Total Wrote	Achieved 30 - 100%	% Achieved at 30% and Above	Total Wrote	Achieved 30 - 100%	% Achieved at 30% and Above	Total Wrote	Achieved 30 - 100%	% Achieved at 30% and Above	Total Wrote	Achieved 30 - 100%	% Achieved at 30% and Above	Total Wrote	Achieved 30 - 100%	% Achieved at 30% and Above			
CHRIS HANI EAST	MASIKHUTHALE PUBLIC SECONDARY SCHOOL	4261028	2024	3	12	11	91.7	19	17	89.5	84	71	84.5	12	9	75.0	113	113	100.0	49	38	77.6	41	35	85.4	29	29	100.0	81	54	66.7	32	17	53.1	27	21	77.8
	MASIKHUTHALE PUBLIC SECONDARY SCHOOL	4261028	2023	3	11	8	72.7	14	7	50.0	21	20	95.2	16	11	68.8	65	65	100.0	25	22	88.0	20	19	95.0	39	29	74.4	35	24	68.6	30	11	36.7	19	14	73.7
	MASILINGANE SENIOR SECONDARY SCHOOL	4261029	2024	3	10	10	100.0	16	16	100.0	10	10	100.0				26	26	100.0							16	16	100.0				26	10	38.5			
	MASILINGANE SENIOR SECONDARY SCHOOL	4261029	2023	1	8	8	100.0	17	15	88.2	8	8	100.0				25	24	96.0							17	14	82.4				25	4	16.0			
	MAZIBUKO SENIOR SECONDARY SCHOOL	4261030	2024	1				73	61	83.6							73	73	100.0	45	42	93.3				73	49	67.1	45	42	93.3	28	23	82.1	28	27	96.4
	MAZIBUKO SENIOR SECONDARY SCHOOL	4261030	2023	3				47	43	91.5							48	48	100.0	37	36	97.3				48	43	89.6	37	37	100.0	11	9	81.8	11	11	100.0
	MCEULA SENIOR SECONDARY SCHOOL	4261031	2024	3	8	5	62.5				8	8	100.0	8	7	87.5	32	32	100.0	24	24	100.0	12	11	91.7	24	24	100.0	19	19	100.0	13	11	84.6	12	10	83.3
	MCEULA SENIOR SECONDARY SCHOOL	4261031	2023	3	9	9	100.0				9	9	100.0	9	7	77.8	43	43	100.0	34	32	94.1	21	21	100.0	34	33	97.1	29	28	96.6	14	8	57.1	13	9	69.2
	MCOBOLOLO SENIOR SECONDARY SCHOOL	4261032	2024	1	18	17	94.4	61	60	98.4	18	16	88.9	18	13	72.2	79	78	98.7	46	44	95.7				35	33	94.3	59	53	89.8	20	18	90.0	15	14	93.3
	MCOBOLOLO SENIOR SECONDARY SCHOOL	4261032	2023	1	3	3	100.0	33	33	100.0							57	57	100.0	40	39	97.5				58	38	65.5	29	22	75.9	29	18	62.1	15	11	73.3
	MGUDLWA SENIOR SECONDARY SCHOOL	4261033	2024	1	11	11	100.0	20	20	100.0	11	11	100.0	11	9	81.8	46	46	100.0	16	15	93.8	21	21	100.0	36	32	88.9	23	23	100.0	22	10	45.5	13	8	61.5
	MGUDLWA SENIOR SECONDARY SCHOOL	4261033	2023	1	16	12	75.0	20	14	70.0	16	16	100.0	16	12	75.0	48	46	95.8	12	12	100.0				31	24	77.4	24	24	100.0	23	10	43.5	31	14	45.2
	MTETUVUMILE SENIOR SECONDARY SCHOOL	4261035	2024	1													51	51	100.0	51	49	96.1	36	35	97.2	15	12	80.0	36	35	97.2	15	14	93.3	15	11	73.3
	MTETUVUMILE SENIOR SECONDARY SCHOOL	4261035	2023	1													54	54	100.0	54	50	92.6	37	37	100.0	17	13	76.5	37	30	81.1	17	12	70.6	17	11	64.7
	MTHINGWEVU SENIOR SECONDARY SCHOOL	4261061	2024	3				68	35	51.5	16	14	87.5	16	11	68.8	68	67	98.5	43	22	51.2	39	30	76.9	13	8	61.5	57	38	66.7	9	5	55.6	9	4	44.4
	MTHINGWEVU SENIOR SECONDARY SCHOOL	4261061	2023	3				69	50	72.5	17	17	100.0	17	13	76.5	68	67	98.5	43	35	81.4	36	35	97.2	16	15	93.8	57	47	82.5	11	4	36.4	9	6	66.7

Province Districts	Centre Name	Centre Number	Exam Date	Quintile	Accounting			Agricultural Sciences			Business Studies			Economics			English First Additional Language			Geography			History			Life Sciences			Mathematical Literacy			Mathematics			Physical Sciences			
					Total Wrote	Achieved 30 - 100%	% Achieved at 30% and Above	Total Wrote	Achieved 30 - 100%	% Achieved at 30% and Above	Total Wrote	Achieved 30 - 100%	% Achieved at 30% and Above	Total Wrote	Achieved 30 - 100%	% Achieved at 30% and Above	Total Wrote	Achieved 30 - 100%	% Achieved at 30% and Above	Total Wrote	Achieved 30 - 100%	% Achieved at 30% and Above	Total Wrote	Achieved 30 - 100%	% Achieved at 30% and Above	Total Wrote	Achieved 30 - 100%	% Achieved at 30% and Above	Total Wrote	Achieved 30 - 100%	% Achieved at 30% and Above	Total Wrote	Achieved 30 - 100%	% Achieved at 30% and Above				
CHRIS HANI EAST	MZIKAYISE DALASILE SECONDARY SCHOOL	4261037	2024	2	20	15	75.0	33	33	100.0	20	19	95.0	20	17	85.0	126	126	100.0	73	63	86.3	72	62	86.1	106	75	70.8	72	51	70.8	54	19	35.2	34	30	88.2	
	MZIKAYISE DALASILE SECONDARY SCHOOL	4261037	2023	2	15	8	53.3	37	32	86.5	15	12	80.0	15	11	73.3	123	123	100.0	73	66	90.4	73	66	90.4	110	68	61.8	73	57	78.1	52	13	25.0	37	28	75.7	
	MZIMVUBU SENIOR SECONDARY SCHOOL	4261038	2024	1	7	6	85.7	26	26	100.0	15	11	73.3	11	9	81.8	33	33	100.0							23	22	95.7				33	10	30.3	17	14	82.4	
	MZIMVUBU SENIOR SECONDARY SCHOOL	4261038	2023	2				24	23	95.8	6	5	83.3	7	5	71.4	24	24	100.0								18	16	88.9				24	3	12.5	17	8	47.1
	NCUNCUZO SENIOR SECONDARY SCHOOL	4261039	2024	2	28	25	89.3	38	36	94.7	40	40	100.0	28	25	89.3	116	116	100.0	50	50	100.0					88	80	90.9	49	49	100.0	67	46	68.7	48	43	89.6
	NCUNCUZO SENIOR SECONDARY SCHOOL	4261039	2023	2	19	18	94.7	45	40	88.9	19	19	100.0	19	17	89.5	115	114	99.1	34	32	94.1					62	51	82.3	37	31	83.8	78	55	70.5	62	52	83.9
	NDEMA SENIOR SECONDARY SCHOOL	4261062	2024	2				17	16	94.1							56	56	100.0	39	33	84.6	39	34	87.2	17	15	88.2	39	37	94.9	17	4	23.5	17	13	76.5	
	NDEMA SENIOR SECONDARY SCHOOL	4261062	2023	2				11	9	81.8							34	33	97.1	23	21	91.3	23	17	73.9	11	8	72.7	23	21	91.3	11	4	36.4	11	7	63.6	
	NDYEBO NTSALUBA SENIOR SECONDARY SCH	4261040	2024	1	21	15	71.4	27	27	100.0	30	27	90.0	21	20	95.2	73	73	100.0	25	25	100.0	25	25	100.0	43	40	93.0	44	44	100.0	29	24	82.8	27	27	100.0	
	NDYEBO NTSALUBA SENIOR SECONDARY SCH	4261040	2023	1	13	10	76.9	21	21	100.0	27	26	96.3	22	19	86.4	60	60	100.0	17	16	94.1	25	25	100.0	33	31	93.9	38	37	97.4	22	15	68.2	22	21	95.5	
	NGUBESIZWE SENIOR SECONDARY SCHOOL	4261041	2024	1	22	15	68.2	25	25	100.0	22	21	95.5	22	22	100.0	130	130	100.0	83	70	84.3	83	76	91.6	108	77	71.3	102	100	98.0	28	24	85.7	25	21	84.0	
	NGUBESIZWE SENIOR SECONDARY SCHOOL	4261041	2023	1	27	19	70.4	24	22	91.7	27	25	92.6	27	27	100.0	126	126	100.0	75	68	90.7	74	72	97.3	99	76	76.8	91	86	94.5	35	26	74.3	25	19	76.0	
	NOSIMO TECHNICAL HIGH SCHOOL	4261042	2024	1													52	52	100.0																			
	NOSIMO TECHNICAL HIGH SCHOOL	4261042	2023	1													31	31	100.0																			
	NYANGA SENIOR SECONDARY SCHOOL	4261043	2024	3	27	25	92.6	75	75	100.0	27	26	96.3	27	26	96.3	231	231	100.0	129	128	99.2					204	199	97.5				231	186	80.5	204	161	78.9
	NYANGA SENIOR SECONDARY SCHOOL	4261043	2023	3	42	39	92.9	94	93	98.9	42	40	95.2	42	40	95.2	241	241	100.0	105	102	97.1					199	190	95.5				241	189	78.4	199	155	77.9
	PAKAMANI SENIOR SECONDARY SCHOOL	4261045	2024	1	28	28	100.0	70	68	97.1	28	27	96.4	28	26	92.9	180	180	100.0	82	82	100.0	30	30	100.0	152	147	96.7	66	65	98.5	114	84	73.7	85	75	88.2	
	PAKAMANI SENIOR SECONDARY SCHOOL	4261045	2023	1	18	15	83.3	59	57	96.6	18	16	88.9	18	15	83.3	196	196	100.0	119	115	96.6	30	30	100.0	178	161	90.4				196	114	58.2	148	113	76.4	

Province Districts	Centre Name	Centre Number	Exam Date	Quintile	Accounting			Agricultural Sciences			Business Studies			Economics			English First Additional Language			Geography			History			Life Sciences			Mathematical Literacy			Mathematics			Physical Sciences		
					Total Wrote	Achieved 30 - 100%	% Achieved at 30% and Above	Total Wrote	Achieved 30 - 100%	% Achieved at 30% and Above	Total Wrote	Achieved 30 - 100%	% Achieved at 30% and Above	Total Wrote	Achieved 30 - 100%	% Achieved at 30% and Above	Total Wrote	Achieved 30 - 100%	% Achieved at 30% and Above	Total Wrote	Achieved 30 - 100%	% Achieved at 30% and Above	Total Wrote	Achieved 30 - 100%	% Achieved at 30% and Above	Total Wrote	Achieved 30 - 100%	% Achieved at 30% and Above	Total Wrote	Achieved 30 - 100%	% Achieved at 30% and Above	Total Wrote	Achieved 30 - 100%	% Achieved at 30% and Above			
CHRIS HANI EAST	SABATA SENIOR SECONDARY SCHOOL	4261046	2024	1	19	15	78.9	39	38	97.4	19	19	100.0	19	17	89.5	58	58	100.0	25	23	92.0				39	37	94.9	43	41	95.3	15	11	73.3	14	14	100.0
		4261046	2023	1	7	6	85.7	53	50	94.3	7	7	100.0	7	7	100.0	60	60	100.0	22	22	100.0				53	47	88.7	24	23	95.8	32	16	50.0	27	27	100.0
	SIFONONDILE SENIOR SECONDARY SCHOOL	4261047	2024	2				4	4	100.0							4	4	100.0				4	4	100.0				4	0	0.0						
	SITOZA SENIOR SECONDARY SCHOOL	4261048	2024	1	42	33	78.6	136	135	99.3	82	80	97.6	82	75	91.5	218	218	100.0	84	84	100.0				136	131	96.3	163	160	98.2	55	55	100.0	52	51	98.1
		4261048	2023	1	36	27	75.0	79	79	100.0	65	62	95.4	65	55	84.6	144	144	100.0	48	48	100.0				79	78	98.7	107	104	97.2	37	30	81.1	31	28	90.3
	SIYABALALA SENIOR SECONDARY SCHOOL	4261049	2024	1				20	14	70.0	17	15	88.2				21	21	100.0							4	2	50.0	17	15	88.2	4	0	0.0	3	0	0.0
		4261049	2023	1				29	18	62.1	22	21	95.5				29	29	100.0							7	6	85.7	25	20	80.0	4	0	0.0	4	3	75.0
	ST JAMES SENIOR SECONDARY SCHOOL	4261050	2024	3	21	16	76.2				54	54	100.0				221	221	100.0	167	155	92.8				200	173	86.5	20	19	95.0	201	126	62.7	167	111	66.5
		4261050	2023	3	24	20	83.3				55	54	98.2				201	201	100.0	146	142	97.3				177	165	93.2				201	142	70.6	146	124	84.9
	TSOMO SENIOR SECONDARY SCHOOL	4261052	2024	3				34	34	100.0	48	46	95.8	48	19	39.6	156	155	99.4	81	75	92.6				67	62	92.5	48	43	89.6	67	56	83.6	67	39	58.2
		4261052	2023	3	15	11	73.3	65	58	89.2	15	15	100.0	15	14	93.3	135	132	97.8	65	59	90.8				78	63	80.8	48	43	89.6	48	34	70.8	34	30	88.2
	ZULULIYAZONGAMA SENIOR SECONDARY	4261054	2024	1	17	14	82.4	126	102	81.0	17	17	100.0	17	17	100.0	154	151	98.1	143	103	72.0	137	82	59.9	137	111	81.0	114	91	79.8	40	17	42.5	20	18	90.0
		4261054	2023	1	17	15	88.2	108	82	75.9	17	17	100.0	17	15	88.2	135	133	98.5	111	78	70.3	118	74	62.7	118	86	72.9	83	61	73.5	51	18	35.3	34	19	55.9
	ZWELANDILE SENIOR SECONDARY SCHOOL	4261055	2024	2	20	18	90.0	56	55	98.2	20	20	100.0	20	18	90.0	77	77	100.0	32	32	100.0	31	29	93.5	25	25	100.0	49	49	100.0	27	22	81.5	25	19	76.0
		4261055	2023	3	18	16	88.9	65	59	90.8	18	18	100.0	18	18	100.0	83	83	100.0	43	42	97.7	43	42	97.7	22	21	95.5	52	51	98.1	25	21	84.0	22	20	90.9
	ZWELIHLE SENIOR SECONDARY SCHOOL	4261056	2024	1				51	40	78.4							51	51	100.0				38	33	86.8	51	40	78.4	38	31	81.6	13	9	69.2	13	9	69.2
		4261056	2023	1				28	22	78.6							28	28	100.0				23	20	87.0	28	17	60.7	23	14	60.9	5	5	100.0	5	5	100.0



Province Districts	Centre Name	Centre Number	Exam Date	Quintile	Accounting			Agricultural Sciences			Business Studies			Economics			English First Additional Language			Geography			History			Life Sciences			Mathematical Literacy			Mathematics			Physical Sciences		
					Total Wrote	Achieved 30 - 100%	% Achieved at 30% and Above	Total Wrote	Achieved 30 - 100%	% Achieved at 30% and Above	Total Wrote	Achieved 30 - 100%	% Achieved at 30% and Above	Total Wrote	Achieved 30 - 100%	% Achieved at 30% and Above	Total Wrote	Achieved 30 - 100%	% Achieved at 30% and Above	Total Wrote	Achieved 30 - 100%	% Achieved at 30% and Above	Total Wrote	Achieved 30 - 100%	% Achieved at 30% and Above	Total Wrote	Achieved 30 - 100%	% Achieved at 30% and Above	Total Wrote	Achieved 30 - 100%	% Achieved at 30% and Above	Total Wrote	Achieved 30 - 100%	% Achieved at 30% and Above			
CHRIS HANI EAST	ZWELIVUMILE SENIOR SECONDARY SCHOOL	4261057	2024	1	13	13	100.0	19	19	100.0	13	13	100.0	48	30	62.5	68	66	97.1	36	26	72.2				20	18	90.0	46	37	80.4	19	7	36.8	19	15	78.9
	ZWELIVUMILE SENIOR SECONDARY SCHOOL	4261063	2024	2	17	15	88.2	61	61	100.0	47	46	97.9	17	15	88.2	108	108	100.0	61	57	93.4	30	30	100.0	61	61	100.0	30	29	96.7	78	43	55.1	30	29	96.7
	ZWELIVUMILE SENIOR SECONDARY SCHOOL	4261057	2023	1	10	10	100.0	19	16	84.2	10	10	100.0	31	30	96.8	54	54	100.0	25	24	96.0				23	21	91.3	20	17	85.0	34	7	20.6	23	18	78.3
	ZWELIVUMILE SENIOR SECONDARY SCHOOL	4261063	2023	2	36	33	91.7	70	61	87.1	98	83	84.7	36	34	94.4	168	168	100.0	100	86	86.0	62	60	96.8	70	56	80.0	62	47	75.8	106	49	46.2	32	20	62.5
CHRIS HANI EAST	ZWELIXOLILE SENIOR SECONDARY SCHOOL	4261058	2024	2				28	28	100.0							28	28	100.0				17	17	100.0	28	27	96.4	17	17	100.0	11	9	81.8	11	11	100.0
	ZWELIXOLILE SENIOR SECONDARY SCHOOL	4261058	2023	2				17	10	58.8							17	16	94.1				13	8	61.5	17	9	52.9	13	9	69.2	4	2	50.0	4	0	0.0
CHRIS HANI WEST	ABAMBO HIGH SCHOOL	4331001	2024	2				43	36	83.7	22	20	90.9				43	43	100.0							22	21	95.5	21	14	66.7	22	9	40.9	21	14	66.7
	ABAMBO HIGH SCHOOL	4331001	2023	2				42	40	95.2	17	13	76.5				42	42	100.0							26	22	84.6	17	12	70.6	25	8	32.0	24	19	79.2
	BENGU AGRICULTURAL HIGH SCHOOL	4331002	2024	1				36	36	100.0							36	36	100.0							36	33	91.7	31	31	100.0	5	5	100.0	5	5	100.0
	BENGU AGRICULTURAL HIGH SCHOOL	4331002	2023	1				26	26	100.0							26	26	100.0							26	21	80.8	18	17	94.4	8	8	100.0	8	7	87.5
	BUBELE SENIOR SECONDARY SCHOOL	4331092	2024	2	4	3	75.0				4	4	100.0	4	4	100.0	15	15	100.0	11	11	100.0				11	11	100.0				15	3	20.0	11	7	63.6
	BUBELE SENIOR SECONDARY SCHOOL	4331092	2023	2	6	3	50.0				6	3	50.0	6	2	33.3	13	13	100.0	7	7	100.0				7	5	71.4				13	0	0.0	7	3	42.9
	BULELANI SENIOR SECONDARY SCHOOL	4331003	2024	3	15	13	86.7	52	38	73.1	98	85	86.7	47	35	74.5	149	149	100.0	50	49	98.0	64	53	82.8	69	61	88.4	90	85	94.4	58	37	63.8	50	31	62.0
	BULELANI SENIOR SECONDARY SCHOOL	4331003	2023	3	13	9	69.2	28	22	78.6	78	66	84.6	13	12	92.3	115	115	100.0	74	58	78.4	37	32	86.5	65	49	75.4	67	56	83.6	48	28	58.3	37	26	70.3
CACADU SENIOR SECONDARY SCHOOL	CACADU SENIOR SECONDARY SCHOOL	4331004	2024	2				18	16	88.9							69	69	100.0	51	45	88.2	51	39	76.5	18	16	88.9	51	33	64.7	18	6	33.3	18	2	11.1
	CACADU SENIOR SECONDARY SCHOOL	4331004	2023	2				38	22	57.9							89	87	97.8	61	49	80.3	51	39	76.5	89	31	34.8	61	30	49.2	28	3	10.7	28	6	21.4
CRADOCK HIGH SCHOOL	CRADOCK HIGH SCHOOL	4331005	2024	5	16	16	100.0				30	22	73.3	21	15	71.4	48	48	100.0	17	15	88.2	7	5	71.4	49	46	93.9	70	70	100.0	29	24	82.8	19	16	84.2
	CRADOCK HIGH SCHOOL	4331005	2023	5	25	23	92.0				38	32	84.2	25	22	88.0	48	48	100.0	36	35	97.2	6	6	100.0	50	44	88.0	81	81	100.0	28	23	82.1	19	18	94.7

Province Districts	Centre Name	Centre Number	Exam Date	Quintile	Accounting			Agricultural Sciences			Business Studies			Economics			English First Additional Language			Geography			History			Life Sciences			Mathematical Literacy			Mathematics			Physical Sciences					
					Total Wrote	Achieved 30 - 100%	% Achieved at 30% and Above	Total Wrote	Achieved 30 - 100%	% Achieved at 30% and Above	Total Wrote	Achieved 30 - 100%	% Achieved at 30% and Above	Total Wrote	Achieved 30 - 100%	% Achieved at 30% and Above	Total Wrote	Achieved 30 - 100%	% Achieved at 30% and Above	Total Wrote	Achieved 30 - 100%	% Achieved at 30% and Above	Total Wrote	Achieved 30 - 100%	% Achieved at 30% and Above	Total Wrote	Achieved 30 - 100%	% Achieved at 30% and Above	Total Wrote	Achieved 30 - 100%	% Achieved at 30% and Above	Total Wrote	Achieved 30 - 100%	% Achieved at 30% and Above						
CHRIS HANI WEST	CRADOCK PRISON	4334006	2024	3							11	11	100.0				11	11	100.0				11	11	100.0				11	10	90.9									
		4334006	2023	3								14	9	64.3				14	14	100.0				14	14	100.0				14	14	100.0								
	DORDRECHT HIGH SCHOOL	4331007	2024	4	9	9	100.0				29	29	100.0				6	6	100.0	22	22	100.0	12	12	100.0	24	23	95.8	27	27	100.0	17	15	88.2	16	13	81.3			
		4331007	2023	4	19	19	100.0				29	24	82.8							15	13	86.7	12	12	100.0	20	19	95.0	26	26	100.0	15	13	86.7	12	10	83.3			
	ECHIBINI SENIOR SECONDARY SCHOOL	4331008	2024	3													53	53	100.0	53	48	90.6	39	35	89.7	53	42	79.2	39	33	84.6	14	5	35.7	14	6	42.9			
		4331008	2023	3													71	70	98.6	71	56	78.9	59	51	86.4	71	23	32.4	59	39	66.1	12	6	50.0	12	9	75.0			
	EKUPHUMLENI HIGH SCHOOL	4331009	2024	3	12	12	100.0	89	70	78.7	32	30	93.8	20	20	100.0	125	125	100.0	61	61	100.0	62	61	98.4	36	35	97.2	82	70	85.4	43	35	81.4	30	23	76.7			
		4331009	2023	3	26	25	96.2	81	66	81.5	38	37	97.4	28	28	100.0	120	119	99.2	44	41	93.2	48	48	100.0	39	35	89.7	61	51	83.6	59	32	54.2	34	27	79.4			
	EKUPHUMLENI SENIOR SECONDARY SCHOOL	4331010	2024	3	10	9	90.0				43	35	81.4	41	34	82.9	69	69	100.0	27	24	88.9	35	33	94.3	27	20	74.1	56	52	92.9	13	10	76.9	7	6	85.7			
		4331010	2023	3	6	5	83.3				24	18	75.0	18	10	55.6	71	71	100.0	53	44	83.0	39	37	94.9	48	26	54.2	57	42	73.7	15	11	73.3	9	6	66.7			
	FREEMANTLE SENIOR SECONDARY SCHOOL	4331011	2024	2				75	73	97.3							21	20	95.2	75	75	100.0	27	25	92.6	104	104	100.0	37	37	100.0	40	40	100.0	104	78	75.0	62	60	96.8
		4331011	2023	2				104	94	90.4							27	25	92.6	104	104	100.0	37	37	100.0	40	40	100.0	104	78	75.0	62	60	96.8	42	18	42.9	37	20	54.1
	FUNDA HIGH SCHOOL	4331012	2024	3	31	23	74.2	90	63	70.0	53	44	83.0	31	29	93.5	161	157	97.5	24	19	79.2	76	57	75.0	36	32	88.9	92	65	70.7	70	46	65.7	35	29	82.9			
		4331012	2023	3	37	27	73.0	50	31	62.0	55	49	89.1	37	34	91.9	126	126	100.0	13	12	92.3	40	33	82.5	30	28	93.3	54	47	87.0	72	47	65.3	34	32	94.1			
	GCINUBUZWE SENIOR SECONDARY SCHOOL	4331013	2024	1	6	5	83.3	15	14	93.3	6	6	100.0	6	6	100.0	75	75	100.0	54	53	98.1	30	30	100.0	69	38	55.1	54	48	88.9	21	8	38.1	15	10	66.7			
		4331013	2023	1	9	8	88.9	13	10	76.9	9	8	88.9	9	8	88.9	71	71	100.0	49	46	93.9	36	35	97.2	63	35	55.6	50	42	84.0	22	4	18.2	13	8	61.5			
	GET AHEAD	4332014	2024	99	11	8	72.7				40	30	75.0								16	16	100.0	23	23	100.0	25	23	92.0	36	36	100.0	19	12	63.2	8	7	87.5		
		4332014	2023	99	17	14	82.4				41	33	80.5								14	14	100.0	23	23	100.0	20	18	90.0	36	36	100.0	17	17	100.0	9	9	100.0		

Province Districts	Centre Name	Centre Number	Exam Date	Quintile	Accounting			Agricultural Sciences			Business Studies			Economics			English First Additional Language			Geography			History			Life Sciences			Mathematical Literacy			Mathematics			Physical Sciences		
					Total Wrote	Achieved 30 - 100%	% Achieved at 30% and Above	Total Wrote	Achieved 30 - 100%	% Achieved at 30% and Above	Total Wrote	Achieved 30 - 100%	% Achieved at 30% and Above	Total Wrote	Achieved 30 - 100%	% Achieved at 30% and Above	Total Wrote	Achieved 30 - 100%	% Achieved at 30% and Above	Total Wrote	Achieved 30 - 100%	% Achieved at 30% and Above	Total Wrote	Achieved 30 - 100%	% Achieved at 30% and Above	Total Wrote	Achieved 30 - 100%	% Achieved at 30% and Above	Total Wrote	Achieved 30 - 100%	% Achieved at 30% and Above	Total Wrote	Achieved 30 - 100%	% Achieved at 30% and Above			
CHRIS HANI WEST	HALA SENIOR SECONDARY SCHOOL	4331093	2024	1							22	19	86.4				27	27	100.0							5	3	60.0	22	19	86.4	5	3	60.0	5	2	40.0
		4331093	2023	1							16	13	81.3				28	28	100.0							12	10	83.3	16	14	87.5	12	4	33.3	12	10	83.3
	HEWU	4331015	2024	3				21	15	71.4							21	21	100.0	21	19	90.5				5	5	100.0	14	12	85.7	7	1	14.3			
		4331015	2023	3				26	21	80.8							26	26	100.0	26	26	100.0				11	10	90.9	20	19	95.0	6	4	66.7			
	HEXAGON HIGH SCHOOL	4331016	2024	5							106	80	75.5							84	73	86.9				156	111	71.2	93	85	91.4	72	56	77.8	68	52	76.5
		4331016	2023	5							81	73	90.1							100	97	97.0				128	109	85.2	68	67	98.5	65	56	86.2	57	47	82.5
	HO&RSKOOL HANGKLIP	4331017	2024	5	15	14	93.3				43	35	81.4				24	24	100.0	49	48	98.0	21	21	100.0	32	29	90.6	54	52	96.3	26	24	92.3	16	13	81.3
		4331017	2023	5	16	13	81.3				45	43	95.6				22	22	100.0	45	44	97.8				35	30	85.7	43	42	97.7	31	26	83.9	16	16	100.0
	IDA HIGH SCHOOL	4331018	2024	2				14	14	100.0							14	14	100.0				14	14	100.0	14	14	100.0	9	9	100.0	5	4	80.0			
		4331018	2023	2				26	13	50.0							26	23	88.5				26	20	76.9	26	12	46.2	21	16	76.2	5	2	40.0			
	IKHWEZI LOKUSA SENIOR SECONDARY	4331019	2024	1	8	4	50.0	10	6	60.0	10	5	50.0	15	14	93.3	19	18	94.7							10	7	70.0	16	11	68.8	4	2	50.0	4	2	50.0
		4331019	2023	1	10	3	30.0	11	10	90.9	10	7	70.0	17	10	58.8	21	21	100.0							11	11	100.0	13	6	46.2	8	3	37.5	4	3	75.0
	IKWEZI SENIOR SECONDARY SCHOOL	4331020	2024	2				31	27	87.1							31	31	100.0	18	12	66.7	8	7	87.5	31	26	83.9	26	21	80.8	5	5	100.0	5	2	40.0
		4331020	2023	2				47	33	70.2							47	45	95.7	44	32	72.7				47	31	66.0	41	31	75.6	6	5	83.3	3	2	66.7
	INDWE HIGH SCHOOL	4331021	2024	4	5	5	100.0				10	10	100.0	4	3	75.0				6	6	100.0				15	14	93.3	8	8	100.0	11	7	63.6	9	6	66.7
		4331021	2023	4	5	4	80.0				20	17	85.0	10	6	60.0				21	21	100.0				25	21	84.0	14	13	92.9	21	12	57.1	15	10	66.7
	INYATHI HIGH SCHOOL	4331022	2024	3	9	9	100.0	70	67	95.7	25	25	100.0	33	32	97.0	146	145	99.3	51	45	88.2				70	62	88.6	122	109	89.3	24	21	87.5	20	20	100.0
		4331022	2023	3	14	11	78.6	49	45	91.8	33	32	97.0	46	38	82.6	152	149	98.0	70	46	65.7				49	33	67.3	124	94	75.8	28	17	60.7	17	12	70.6
	ISIVIVANE SENIOR SECONDARY	4331023	2024	1				8	6	75.0							11	11	100.0	10	8	80.0				8	8	100.0	7	5	71.4	4	0	0.0			
		4331023	2023	1				15	7	46.7							16	16	100.0	14	8	57.1				7	4	57.1	11	7	63.6	5	1	20.0			

Province Districts	Centre Name	Centre Number	Exam Date	Quintile	Accounting			Agricultural Sciences			Business Studies			Economics			English First Additional Language			Geography			History			Life Sciences			Mathematical Literacy			Mathematics			Physical Sciences		
					Total Wrote	Achieved 30 - 100%	% Achieved at 30% and Above	Total Wrote	Achieved 30 - 100%	% Achieved at 30% and Above	Total Wrote	Achieved 30 - 100%	% Achieved at 30% and Above	Total Wrote	Achieved 30 - 100%	% Achieved at 30% and Above	Total Wrote	Achieved 30 - 100%	% Achieved at 30% and Above	Total Wrote	Achieved 30 - 100%	% Achieved at 30% and Above	Total Wrote	Achieved 30 - 100%	% Achieved at 30% and Above	Total Wrote	Achieved 30 - 100%	% Achieved at 30% and Above	Total Wrote	Achieved 30 - 100%	% Achieved at 30% and Above	Total Wrote	Achieved 30 - 100%	% Achieved at 30% and Above			
CHRIS HANI WEST	JA CALATA SENIOR SECONDARY SCHOOL	4331024	2024	3	17	15	88.2	134	105	78.4	74	61	82.4				151	151	100.0				75	67	89.3	77	55	71.4	115	103	89.6	36	21	58.3	30	13	43.3
		4331024	2023	3	8	6	75.0	99	64	64.6	51	41	80.4				106	106	100.0				55	50	90.9	56	41	73.2	65	54	83.1	42	30	71.4	29	23	79.3
	JOE SLOVO FREEDOM HIGH SCHOOL	4331025	2024	3	18	14	77.8	32	32	100.0	18	14	77.8	18	15	83.3	179	179	100.0	130	114	87.7	130	106	81.5	32	30	93.8	130	96	73.8	50	11	22.0	32	11	34.4
		4331025	2023	3	19	11	57.9	17	14	82.4	19	10	52.6	19	12	63.2	124	124	100.0	89	73	82.0	89	68	76.4	17	13	76.5	89	76	85.4	36	13	36.1	17	7	41.2
	JOHN NOAH HIGH SCHOOL	4331026	2024	3	14	11	78.6	30	29	96.7	14	13	92.9	14	14	100.0	110	110	100.0	66	61	92.4	26	21	80.8	70	43	61.4	78	67	85.9	32	26	81.3	30	17	56.7
		4331026	2023	3	25	11	44.0	18	14	77.8	25	21	84.0	25	22	88.0	101	101	100.0	58	45	77.6	41	38	92.7	35	13	37.1	82	72	87.8	19	13	68.4	18	9	50.0
	KOPANO SENIOR SECONDARY SCHOOL	4331028	2024	3				17	16	94.1				6	6	100.0	17	17	100.0							11	11	100.0	15	15	100.0	2	2	100.0			
		4331028	2023	3				28	27	96.4				11	10	90.9	28	28	100.0							17	14	82.4	16	15	93.8	12	2	16.7			
	KWA-KOMANI COMP	4331029	2024	3													166	166	100.0	58	51	87.9	46	38	82.6	74	61	82.4	44	33	75.0	66	35	53.0	50	38	76.0
		4331029	2023	3													219	218	99.5	95	76	80.0	32	29	90.6	85	50	58.8	49	37	75.5	90	39	43.3	72	39	54.2
	KWA-MHLONTLO SENIOR SECONDARY SCHOOL	4331030	2024	1				81	71	87.7							81	81	100.0				57	53	93.0	81	62	76.5	57	49	86.0	24	18	75.0	24	18	75.0
		4331030	2023	1				81	71	87.7							82	82	100.0				47	45	95.7	83	56	67.5	47	40	85.1	36	31	86.1	36	19	52.8
	LAVELILANGA SENIOR SECONDARY SCHOOL	4331031	2024	3				32	25	78.1							32	32	100.0				32	26	81.3				32	22	68.8						
		4331031	2023	3				22	17	77.3							22	21	95.5				22	20	90.9				22	13	59.1						
	LINGELIHLE SENIOR SECONDARY SCHOOL	4331032	2024	3	7	4	57.1	10	10	100.0	7	7	100.0	7	7	100.0	104	104	100.0	72	38	52.8	82	47	57.3	17	17	100.0	89	60	67.4	16	11	68.8	16	13	81.3
		4331032	2023	3	7	7	100.0	11	11	100.0	15	12	80.0	7	7	100.0	114	112	98.2	86	62	72.1	80	69	86.3	19	14	73.7	90	67	74.4	24	8	33.3	18	9	50.0
	LUKHANYO HIGH SCHOOL	4331033	2024	2	18	12	66.7				21	19	90.5	19	18	94.7	123	122	99.2	102	67	65.7	71	60	84.5	35	27	77.1	90	80	88.9	33	22	66.7	32	25	78.1
		4331033	2023	2	10	7	70.0				10	10	100.0	10	9	90.0	68	68	100.0	61	44	72.1	46	42	91.3	15	12	80.0	54	44	81.5	17	9	52.9	14	12	85.7

Province Districts	Centre Name	Centre Number	Exam Date	Quintile	Accounting			Agricultural Sciences			Business Studies			Economics			English First Additional Language			Geography			History			Life Sciences			Mathematical Literacy			Mathematics			Physical Sciences			
					Total Wrote	Achieved 30 - 100%	% Achieved at 30% and Above	Total Wrote	Achieved 30 - 100%	% Achieved at 30% and Above	Total Wrote	Achieved 30 - 100%	% Achieved at 30% and Above	Total Wrote	Achieved 30 - 100%	% Achieved at 30% and Above	Total Wrote	Achieved 30 - 100%	% Achieved at 30% and Above	Total Wrote	Achieved 30 - 100%	% Achieved at 30% and Above	Total Wrote	Achieved 30 - 100%	% Achieved at 30% and Above	Total Wrote	Achieved 30 - 100%	% Achieved at 30% and Above	Total Wrote	Achieved 30 - 100%	% Achieved at 30% and Above	Total Wrote	Achieved 30 - 100%	% Achieved at 30% and Above				
CHRIS HANI WEST	LUVUYO LERUMO SCHOOL	4331034	2024	3	10	10	100.0	29	23	79.3	73	53	72.6	25	23	92.0	232	232	100.0	130	107	82.3	160	113	70.6	41	39	95.1	208	136	65.4	24	18	75.0	18	16	88.9	
		4331034	2023	3	25	23	92.0	46	40	87.0	80	52	65.0	27	17	63.0	204	199	97.5	78	67	85.9	109	85	78.0	61	48	78.7	170	107	62.9	35	24	68.6	36	31	86.1	
	MANZENZULU SENIOR SECNDARY SCHOOL	4331035	2024	3							29	26	89.7				29	29	100.0							29	28	96.6	29	27	93.1							
		4331035	2023	3							23	18	78.3				23	23	100.0							23	18	78.3	23	21	91.3							
	MARIA LOUW HIGH SCHOOL	4331036	2024	4	28	25	89.3				59	58	98.3	46	41	89.1	25	25	100.0	135	119	88.1	90	87	96.7	117	89	76.1	140	122	87.1	23	19	82.6	14	12	85.7	
		4331036	2023	4	22	18	81.8				66	53	80.3	61	44	72.1	38	38	100.0	161	128	79.5	100	88	88.0	122	85	69.7	157	133	84.7	26	19	73.1	17	16	94.1	
	MARLOW AGRICULTURAL HIGH SCHOOL	4331037	2024	4	7	7	100.0	13	13	100.0	18	14	77.8				41	41	100.0							11	10	90.9	21	21	100.0	20	19	95.0	14	11	78.6	
		4331037	2023	3	5	5	100.0	23	22	95.7	17	12	70.6				55	55	100.0							10	7	70.0	34	34	100.0	21	20	95.2	12	12	100.0	
	MASIKHANYISE HIGH SCHOOL	4331038	2024	3	19	11	57.9	36	36	100.0	19	19	100.0	19	13	68.4	141	141	100.0	88	46	52.3	88	77	87.5	35	33	94.3	104	79	76.0	39	26	66.7	36	34	94.4	
		4331038	2023	3	22	9	40.9	35	35	100.0	22	17	77.3	22	18	81.8	118	116	98.3	61	54	88.5	61	57	93.4	35	34	97.1	83	65	78.3	35	27	77.1	35	31	88.6	
	MATTHEW GONIWE COMPREHENSIVE SCHOOL	4331039	2024	3				24	20	83.3	20	18	90.0				34	34	100.0							4	4	100.0	20	19	95.0	4	2	50.0	4	2	50.0	
		4331039	2023	3				22	13	59.1	17	16	94.1				36	36	100.0							5	5	100.0	17	15	88.2	5	2	40.0	5	4	80.0	
	MBEKWENI HIGH SCHOOL	4331040	2024	2							33	31	93.9				48	48	100.0	48	44	91.7				48	44	91.7	39	35	89.7	9	6	66.7				
		4331040	2023	2							25	19	76.0				36	36	100.0	36	28	77.8				36	24	66.7	27	20	74.1	9	6	66.7				
	MICHAUSDAL SECONDARY SCHOOL	4331041	2024	3	7	5	71.4				43	36	83.7				86	86	100.0	40	22	55.0	39	29	74.4	28	9	32.1	84	71	84.5	2	0	0.0				
		4331041	2023	3							38	21	55.3				105	105	100.0	55	39	70.9	55	41	74.5	31	23	74.2	100	65	65.0	5	3	60.0				
	MIDDELBURG HIGH SCHOOL	4331042	2024	4	9	7	77.8				24	21	87.5				29	29	100.0							10	9	90.0	21	21	100.0	8	4	50.0	5	4	80.0	
		4331042	2023	4	15	13	86.7				25	20	80.0				37	37	100.0							22	20	90.9	21	20	95.2	17	14	82.4	13	13	100.0	

Province Districts	Centre Name	Centre Number	Exam Date	Quintile	Accounting			Agricultural Sciences			Business Studies			Economics			English First Additional Language			Geography			History			Life Sciences			Mathematical Literacy			Mathematics			Physical Sciences		
					Total Wrote	Achieved 30 - 100%	% Achieved at 30% and Above	Total Wrote	Achieved 30 - 100%	% Achieved at 30% and Above	Total Wrote	Achieved 30 - 100%	% Achieved at 30% and Above	Total Wrote	Achieved 30 - 100%	% Achieved at 30% and Above	Total Wrote	Achieved 30 - 100%	% Achieved at 30% and Above	Total Wrote	Achieved 30 - 100%	% Achieved at 30% and Above	Total Wrote	Achieved 30 - 100%	% Achieved at 30% and Above	Total Wrote	Achieved 30 - 100%	% Achieved at 30% and Above	Total Wrote	Achieved 30 - 100%	% Achieved at 30% and Above	Total Wrote	Achieved 30 - 100%	% Achieved at 30% and Above			
CHRIS HANI WEST	MIDDELLAND SECONDARY SCHOOL	4331043	2024	3	23	16	69.6				59	54	91.5				98	98	100.0	58	54	93.1	31	27	87.1	57	34	59.6	87	78	89.7	11	11	100.0	9	9	100.0
	MIDDELLAND SECONDARY SCHOOL	4331043	2023	2	20	18	90.0				51	37	72.5				111	111	100.0	78	68	87.2	60	47	78.3	54	21	38.9	103	85	82.5	8	7	87.5	8	8	100.0
	MKAPUSI SENIOR SECONDARY SCHOOL	4331044	2024	1													38	38	100.0	38	33	86.8	38	38	100.0	10	10	100.0	38	35	92.1						
	MKAPUSI SENIOR SECONDARY SCHOOL	4331044	2023	2													38	38	100.0	38	35	92.1	36	35	97.2	16	15	93.8	35	32	91.4	3	2	66.7	2	2	100.0
	MOLTENO HIGH SCHOOL	4331045	2024	4	3	2	66.7				28	19	67.9							30	29	96.7				20	10	50.0	22	21	95.5	11	8	72.7	5	5	100.0
	MOLTENO HIGH SCHOOL	4331045	2023	4	12	7	58.3				46	21	45.7							44	42	95.5				28	11	39.3	36	32	88.9	20	10	50.0	10	10	100.0
	MOUNT ARTHUR SENIOR SECONDARY SCHOOL	4331046	2024	2	27	25	92.6	44	41	93.2	57	52	91.2	28	23	82.1	102	102	100.0	30	21	70.0				45	39	86.7	41	37	90.2	61	26	42.6	45	28	62.2
	MOUNT ARTHUR SENIOR SECONDARY SCHOOL	4331046	2023	2	13	11	84.6	56	49	87.5	45	44	97.8	13	13	100.0	102	102	100.0	33	27	81.8				57	48	84.2	40	35	87.5	62	32	51.6	57	40	70.2
	MTIRARA SENIOR SECONDARY SCHOOL	4331047	2024	1	19	12	63.2	33	32	97.0	19	19	100.0	19	19	100.0	76	76	100.0	57	57	100.0				57	57	100.0	52	52	100.0	24	23	95.8	24	17	70.8
	MTIRARA SENIOR SECONDARY SCHOOL	4331047	2023	1	15	12	80.0	23	20	87.0	15	14	93.3	15	14	93.3	52	52	100.0	37	36	97.3				37	37	100.0	38	36	94.7	14	14	100.0	14	10	71.4
	IMZAMO SENIOR SECONDARY SCHOOL	4331048	2024	1	4	3	75.0				21	21	100.0	18	16	88.9	21	21	100.0	21	21	100.0				17	11	64.7	11	11	100.0	10	5	50.0	3	3	100.0
	IMZAMO SENIOR SECONDARY SCHOOL	4331048	2023	1	13	6	46.2				30	25	83.3	20	8	40.0	30	30	100.0	30	24	80.0				17	11	64.7	20	17	85.0	10	8	80.0	10	7	70.0
	N MOTMAN PUBLIC SCHOOL	4331050	2024	3	15	13	86.7				38	37	97.4	16	14	87.5	77	76	98.7	20	20	100.0	41	39	95.1	31	31	100.0	50	43	86.0	27	22	81.5	15	14	93.3
	N MOTMAN PUBLIC SCHOOL	4331050	2023	3	15	13	86.7				35	31	88.6	15	10	66.7	69	69	100.0	19	19	100.0	36	35	97.2	29	29	100.0	46	38	82.6	24	21	87.5	17	15	88.2
	NDLOVUKAZI HIGH SCHOOL	4331051	2024	3	7	6	85.7	33	29	87.9	7	7	100.0				88	88	100.0	55	43	78.2	55	46	83.6	26	24	92.3	55	42	76.4	33	11	33.3	26	18	69.2
	NDLOVUKAZI HIGH SCHOOL	4331051	2023	3	10	6	60.0	35	30	85.7	10	9	90.0				93	92	98.9	59	41	69.5	60	55	91.7	25	24	96.0	59	45	76.3	36	19	52.8	25	21	84.0
	NGUBENGCUKA SENIOR SECONDARY SCHOOL	4331052	2024	3							33	22	66.7	21	13	61.9	33	33	100.0							12	11	91.7	26	18	69.2	7	5	71.4	6	2	33.3
	NGUBENGCUKA SENIOR SECONDARY SCHOOL	4331052	2023	3							35	20	57.1	15	6	40.0	35	35	100.0							20	11	55.0	22	11	50.0	13	6	46.2	10	3	30.0

Province Districts	Centre Name	Centre Number	Exam Date	Quintile	Accounting			Agricultural Sciences			Business Studies			Economics			English First Additional Language			Geography			History			Life Sciences			Mathematical Literacy			Mathematics			Physical Sciences			
					Total Wrote	Achieved 30 - 100%	% Achieved at 30% and Above	Total Wrote	Achieved 30 - 100%	% Achieved at 30% and Above	Total Wrote	Achieved 30 - 100%	% Achieved at 30% and Above	Total Wrote	Achieved 30 - 100%	% Achieved at 30% and Above	Total Wrote	Achieved 30 - 100%	% Achieved at 30% and Above	Total Wrote	Achieved 30 - 100%	% Achieved at 30% and Above	Total Wrote	Achieved 30 - 100%	% Achieved at 30% and Above	Total Wrote	Achieved 30 - 100%	% Achieved at 30% and Above	Total Wrote	Achieved 30 - 100%	% Achieved at 30% and Above	Total Wrote	Achieved 30 - 100%	% Achieved at 30% and Above				
CHRIS HANI WEST	NKQUBELA SECONDARY SCHOOL	4331095	2024	3				13	10	76.9	28	20	71.4				40	40	100.0	27	15	55.6	28	25	89.3	12	9	75.0	28	17	60.7	12	5	41.7	12	3	25.0	
	NKWANCA HIGH SCHOOL	4331053	2024	3	32	21	65.6	19	17	89.5	27	25	92.6	32	27	84.4	143	143	100.0	49	48	98.0	88	74	84.1	23	20	87.0	113	84	74.3	30	19	63.3	13	10	76.9	
		4331053	2023	3	25	15	60.0	56	55	98.2	57	36	63.2	30	23	76.7	253	252	99.6	118	92	78.0	117	96	82.1	75	71	94.7	190	144	75.8	64	42	65.6	56	45	80.4	
	NOMPUMELELO HIGH SCHOOL	4331054	2024	3	9	7	77.8	75	51	68.0	43	24	55.8				116	115	99.1	22	19	86.4	54	46	85.2	73	57	78.1	93	70	75.3	23	17	73.9	19	15	78.9	
		4331054	2023	3	12	10	83.3	124	76	61.3	49	30	61.2				145	144	99.3	21	19	90.5	66	54	81.8	98	74	75.5	107	79	73.8	40	22	55.0	31	15	48.4	
	NONKQUBELA SENIOR SECONDARY SCHOOL	4331055	2024	2				27	27	100.0							27	27	100.0				18	18	100.0	27	26	96.3	18	18	100.0	9	7	77.8	9	8	88.9	
		4331055	2023	2				17	17	100.0							17	17	100.0				17	17	100.0	17	14	82.4	12	10	83.3	5	0	0.0				
	NONKULULEKO SENIOR SECONDARY SCHOOL	4331056	2024	1				16	10	62.5	16	13	81.3	16	14	87.5	16	16	100.0											16	13	81.3						
		4331056	2023	1	4	0	0.0				4	3	75.0	4	3	75.0	4	4	100.0										4	3	75.0							
	NTSOKOTHA SENIOR SECONDARY SCHOOL	4331057	2024	2	12	10	83.3	21	21	100.0	14	11	78.6	12	11	91.7	110	110	100.0	77	75	97.4	56	56	100.0	96	93	96.9	61	59	96.7	49	38	77.6	42	40	95.2	
		4331057	2023	2	13	4	30.8	32	31	96.9	13	8	61.5	13	8	61.5	124	124	100.0	79	64	81.0	58	55	94.8	111	80	72.1	67	53	79.1	57	31	54.4	53	39	73.6	
	NTUNJA SENIOR SECONDARY SCHOOL	4331061	2024	1							11	10	90.9	8	7	87.5	11	11	100.0	11	10	90.9							8	8	100.0	3	0	0.0	3	0	0.0	
		4331061	2023	1							9	9	100.0	4	4	100.0	9	9	100.0	9	9	100.0							4	4	100.0	5	2	40.0	5	3	60.0	
	NZIMANKULU SENIOR SECONDARY SCHOOL	4331059	2024	1	18	11	61.1	24	24	100.0	18	15	83.3	18	17	94.4	75	75	100.0	57	54	94.7	33	33	100.0	57	53	93.0	47	42	89.4	28	21	75.0	24	19	79.2	
		4331059	2023	1	27	11	40.7	19	18	94.7	27	21	77.8	27	22	81.5	87	87	100.0	60	45	75.0	41	35	85.4	60	38	63.3	56	42	75.0	31	7	22.6	19	7	36.8	



Province Districts	Centre Name	Centre Number	Exam Date	Quintile	Accounting			Agricultural Sciences			Business Studies			Economics			English First Additional Language			Geography			History			Life Sciences			Mathematical Literacy			Mathematics			Physical Sciences		
					Total Wrote	Achieved 30 - 100%	% Achieved at 30% and Above	Total Wrote	Achieved 30 - 100%	% Achieved at 30% and Above	Total Wrote	Achieved 30 - 100%	% Achieved at 30% and Above	Total Wrote	Achieved 30 - 100%	% Achieved at 30% and Above	Total Wrote	Achieved 30 - 100%	% Achieved at 30% and Above	Total Wrote	Achieved 30 - 100%	% Achieved at 30% and Above	Total Wrote	Achieved 30 - 100%	% Achieved at 30% and Above	Total Wrote	Achieved 30 - 100%	% Achieved at 30% and Above	Total Wrote	Achieved 30 - 100%	% Achieved at 30% and Above	Total Wrote	Achieved 30 - 100%	% Achieved at 30% and Above			
CHRIS HANI WEST	OLIVET PRIVATE SCHOOL	4332062	2024	99						44	41	93.2				33	33	100.0				44	40	90.9	44	24	54.5	32	28	87.5	12	5	41.7	12	2	16.7	
		4332062	2023	99						37	36	97.3				27	27	100.0				37	37	100.0	37	17	45.9	28	26	92.9	9	5	55.6	9	5	55.6	
	PAKAMANI SENIOR SECONDARY SCHOOL	4331094	2024	3				15	13	86.7						15	15	100.0	15	14	93.3				15	14	93.3	13	13	100.0	2	2	100.0				
		4331094	2023	3				15	12	80.0						15	15	100.0	15	13	86.7				15	11	73.3	10	8	80.0	5	5	100.0				
	PHAKAMA HOFMEYR HIGH SCHOOL	4331063	2024	3				7	4	57.1						28	28	100.0				27	22	81.5	21	11	52.4	28	26	92.9							
		4331063	2023	1				8	4	50.0						16	16	100.0				14	14	100.0	8	5	62.5	16	13	81.3							
	PHAKAMANI SENIOR SECONDARY SCHOOL	4331064	2024	2				31	18	58.1	7	4	57.1				31	30	96.8	19	15	78.9				31	19	61.3	19	17	89.5	12	0	0.0	5	1	20.0
		4331064	2023	2				42	30	71.4	6	5	83.3				42	42	100.0	33	27	81.8				42	26	61.9	23	16	69.6	19	2	10.5	3	3	100.0
	PUMLANI SENIOR SECONDARY SCHOOL	4331065	2024	1												70	70	100.0	24	24	100.0				24	24	100.0				24	15	62.5	24	21	87.5	
		4331065	2023	1												46	46	100.0	17	16	94.1				17	16	94.1				18	12	66.7	18	13	72.2	
	QUEEN'S COLLEGE BOYS' HIGH SCHOOL	4331066	2024	5	12	9	75.0	14	11	78.6	81	75	92.6							35	35	100.0	57	55	96.5	35	32	91.4	65	65	100.0	55	52	94.5	39	30	76.9
		4331066	2023	5	15	12	80.0	9	9	100.0	90	82	91.1							40	37	92.5	59	59	100.0	39	39	100.0	71	71	100.0	42	38	90.5	27	26	96.3
	QUEENSTOWN GIRLS HIGH SCHOOL	4331067	2024	5	26	24	92.3				57	57	100.0							13	13	100.0	57	57	100.0	78	76	97.4	46	46	100.0	59	43	72.9	41	39	95.1
		4331067	2023	5	26	24	92.3				56	56	100.0							5	5	100.0	51	51	100.0	59	57	96.6	44	44	100.0	50	45	90.0	36	34	94.4
	RAYMOND MHLABA SENIOR SECONDARY	4331068	2024	3							12	11	91.7				42	42	100.0	30	28	93.3	25	23	92.0	22	22	100.0	24	22	91.7	18	8	44.4	17	12	70.6
		4331068	2023	3							11	5	45.5				36	36	100.0	26	24	92.3	30	24	80.0	10	9	90.0	28	19	67.9	9	3	33.3	7	6	85.7
	ROBINSON ROAD ADULT CENTRE	4335511	2023	1	13	4	30.8				25	17	68.0							22	17	77.3	15	13	86.7	18	10	55.6	16	13	81.3	17	9	52.9	9	6	66.7
ROYAL ACADEMY	4332069	2024	99	10	6	60.0				29	25	86.2							28	27	96.4	12	11	91.7	26	14	53.8	28	25	89.3	10	4	40.0	8	3	37.5	

Province Districts	Centre Name	Centre Number	Exam Date	Quintile	Accounting			Agricultural Sciences			Business Studies			Economics			English First Additional Language			Geography			History			Life Sciences			Mathematical Literacy			Mathematics			Physical Sciences				
					Total Wrote	Achieved 30 - 100%	% Achieved at 30% and Above	Total Wrote	Achieved 30 - 100%	% Achieved at 30% and Above	Total Wrote	Achieved 30 - 100%	% Achieved at 30% and Above	Total Wrote	Achieved 30 - 100%	% Achieved at 30% and Above	Total Wrote	Achieved 30 - 100%	% Achieved at 30% and Above	Total Wrote	Achieved 30 - 100%	% Achieved at 30% and Above	Total Wrote	Achieved 30 - 100%	% Achieved at 30% and Above	Total Wrote	Achieved 30 - 100%	% Achieved at 30% and Above	Total Wrote	Achieved 30 - 100%	% Achieved at 30% and Above	Total Wrote	Achieved 30 - 100%	% Achieved at 30% and Above					
CHRIS HANI WEST	SADA SCHOOL OF EXCELLENCE	4331090	2024	4				7	7	100.0							7	7	100.0				7	7	100.0	7	6	85.7	7	6	85.7								
		4331090	2023	1				6	6	100.0							6	6	100.0				6	6	100.0	6	5	83.3	6	5	83.3								
	SIBONILE SENIOR SECONDARY SCHOOL	4331070	2024	3				18	13	72.2							18	18	100.0	18	14	77.8				18	12	66.7	12	11	91.7	6	5	83.3					
		4331070	2023	3				11	6	54.5							11	8	72.7	11	6	54.5				11	5	45.5	8	7	87.5	3	3	100.0					
	SIBUYELE COMBINED SCHOOL	4331071	2024	2				20	17	85.0	55	41	74.5				67	67	100.0				47	36	76.6	21	14	66.7	55	36	65.5	13	9	69.2	13	11	84.6		
		4331071	2023	2	6	3	50.0	25	22	88.0	55	39	70.9				71	71	100.0				42	36	85.7	25	19	76.0	57	46	80.7	14	12	85.7	14	14	100.0		
	SIXISHE AHS	4331091	2024	3				82	66	80.5							82	82	100.0	59	54	91.5				82	61	74.4	59	47	79.7	23	18	78.3	23	16	69.6		
		4331091	2023	2				85	72	84.7							85	85	100.0	57	53	93.0				85	68	80.0	57	52	91.2	28	23	82.1	28	24	85.7		
	SIYAPHA KAMA SENIOR SECONDARY SCHOOL	4331073	2024	3	11	7	63.6	12	10	83.3	11	9	81.8	11	8	72.7	70	70	100.0	47	29	61.7	47	36	76.6	12	11	91.7	56	37	66.1	14	7	50.0	12	7	58.3		
		4331073	2023	3	5	3	60.0	11	9	81.8	5	2	40.0	5	2	40.0	63	63	100.0	47	34	72.3	47	40	85.1	11	9	81.8	51	32	62.7	12	6	50.0	11	8	72.7		
SOSEBENZA SENIOR SECONDARY SCHOOL	4331075	2024	2				24	24	100.0							24	24	100.0	15	15	100.0				24	24	100.0	15	15	100.0	9	7	77.8	9	9	100.0			
	4331075	2023	2				14	14	100.0							14	14	100.0	9	9	100.0				14	14	100.0	9	9	100.0	5	4	80.0	5	5	100.0			
SOVUKA SIKHANYE HIGH SCHOOL	4331076	2024	2				11	7	63.6							11	11	100.0	11	7	63.6				11	7	63.6	11	8	72.7									
	4331076	2023	2				8	4	50.0							8	8	100.0	8	6	75.0				8	3	37.5	8	6	75.0									
SOYISILE SENIOR SECONDARY SCHOOL	4331077	2024	2				14	14	100.0	4	4	100.0	5	5	100.0	19	19	100.0										15	15	100.0	11	11	100.0	8	4	50.0			
	4331077	2023	2				11	9	81.8	11	10	90.9	12	10	83.3	23	23	100.0										12	10	83.3	15	11	73.3	8	4	50.0			
TAMBEKILE SENIOR SECONDARY SCHOOL	4331078	2024	2	13	13	100.0	10	9	90.0	24	24	100.0				56	56	100.0	17	15	88.2	17	15	88.2	43	40	93.0	40	37	92.5	16	16	100.0	15	10	66.7			
	4331078	2023	2	19	19	100.0	21	20	95.2	19	19	100.0				67	67	100.0	16	14	87.5	16	15	93.8	48	45	93.8	30	25	83.3	37	33	89.2	32	17	53.1			

Province Districts	Centre Name	Centre Number	Exam Date	Quintile	Accounting			Agricultural Sciences			Business Studies			Economics			English First Additional Language			Geography			History			Life Sciences			Mathematical Literacy			Mathematics			Physical Sciences		
					Total Wrote	Achieved 30 - 100%	% Achieved at 30% and Above	Total Wrote	Achieved 30 - 100%	% Achieved at 30% and Above	Total Wrote	Achieved 30 - 100%	% Achieved at 30% and Above	Total Wrote	Achieved 30 - 100%	% Achieved at 30% and Above	Total Wrote	Achieved 30 - 100%	% Achieved at 30% and Above	Total Wrote	Achieved 30 - 100%	% Achieved at 30% and Above	Total Wrote	Achieved 30 - 100%	% Achieved at 30% and Above	Total Wrote	Achieved 30 - 100%	% Achieved at 30% and Above	Total Wrote	Achieved 30 - 100%	% Achieved at 30% and Above	Total Wrote	Achieved 30 - 100%	% Achieved at 30% and Above			
CHRIS HANI WEST	TARKASTAD HIGH SCHOOL	4331079	2024	4							36	24	66.7				1	1	100.0				40	39	97.5	15	14	93.3	35	33	94.3	5	5	100.0	4	4	100.0
		4331079	2023	4							28	10	35.7				3	3	100.0				32	31	96.9	19	17	89.5	28	27	96.4	4	3	75.0	4	3	75.0
	THOZAMISA SENIOR SECONDARY SCHOOL	4331080	2024	2										43	30	69.8	44	44	100.0	44	35	79.5	36	32	88.9	43	20	46.5	34	25	73.5	10	5	50.0	8	5	62.5
		4331080	2023	2										33	24	72.7	34	34	100.0	35	30	85.7	23	23	100.0	35	22	62.9	22	19	86.4	13	7	53.8	11	6	54.5
	VELALANGA SENIOR SECONDARY SCHOOL	4331081	2024	3				9	9	100.0	9	9	100.0				9	9	100.0							9	6	66.7	9	9	100.0						
		4331081	2023	3				9	5	55.6	9	4	44.4				9	9	100.0							9	3	33.3	9	6	66.7						
	VUSELELA COMBINED SCHOOL	4331083	2024	2				18	15	83.3	42	36	85.7				42	42	100.0				24	18	75.0	18	17	94.4	29	19	65.5	13	7	53.8			
		4331083	2023	2				30	22	73.3	47	39	83.0				47	47	100.0				18	17	94.4	29	20	69.0	22	13	59.1	25	5	20.0			
	W B RUBUSANA SENIOR SECONDARY SCHOOL	4331084	2024	3	7	5	71.4	18	18	100.0	37	26	70.3	7	6	85.7	64	62	96.9	21	21	100.0	32	21	65.6	25	25	100.0	49	30	61.2	15	7	46.7	13	7	53.8
		4331084	2023	3	11	3	27.3	41	31	75.6	49	31	63.3	11	6	54.5	90	90	100.0	18	16	88.9	40	35	87.5	40	34	85.0	65	48	73.8	25	10	40.0	22	11	50.0
	ZAMOKUHLE SENIOR SECONDARY SCHOOL	4331085	2024	2				54	41	75.9	23	19	82.6				54	54	100.0				36	35	97.2	31	31	100.0	35	31	88.6	18	15	83.3	18	17	94.4
		4331085	2023	3	6	2	33.3	29	23	79.3	7	7	100.0	8	7	87.5	35	35	100.0				14	14	100.0	28	26	92.9	17	14	82.4	18	9	50.0	13	10	76.9
	ZANABANTU HIGH SCHOOL	4331086	2024	2				19	19	100.0				16	14	87.5	19	19	100.0							19	18	94.7	11	11	100.0	8	8	100.0	3	3	100.0
		4331086	2023	3				19	19	100.0				13	13	100.0	19	19	100.0							19	16	84.2	13	11	84.6	6	5	83.3	6	5	83.3
	ZOLANI JUNIOR SECONDARY SCHOOL	4331088	2024	3				11	10	90.9	24	22	91.7	23	21	91.3	34	33	97.1							10	9	90.0	24	20	83.3	10	9	90.0	10	10	100.0
		4331088	2023	3				7	7	100.0	23	20	87.0	23	19	82.6	30	30	100.0							8	7	87.5	23	21	91.3	7	6	85.7	7	7	100.0
	ZWELEDINGA HIGH SCHOOL	4331089	2024	1				60	28	46.7	10	9	90.0				85	84	98.8	78	57	73.1				24	18	75.0	70	47	67.1	15	12	80.0	7	4	57.1
		4331089	2023	2				27	17	63.0	7	7	100.0				56	55	98.2	43	40	93.0				29	24	82.8	32	28	87.5	24	13	54.2	13	11	84.6

Province Districts	Centre Name	Centre Number	Exam Date	Quintile	Accounting			Agricultural Sciences			Business Studies			Economics			English First Additional Language			Geography			History			Life Sciences			Mathematical Literacy			Mathematics			Physical Sciences		
					Total Wrote	Achieved 30 - 100%	% Achieved at 30% and Above	Total Wrote	Achieved 30 - 100%	% Achieved at 30% and Above	Total Wrote	Achieved 30 - 100%	% Achieved at 30% and Above	Total Wrote	Achieved 30 - 100%	% Achieved at 30% and Above	Total Wrote	Achieved 30 - 100%	% Achieved at 30% and Above	Total Wrote	Achieved 30 - 100%	% Achieved at 30% and Above	Total Wrote	Achieved 30 - 100%	% Achieved at 30% and Above	Total Wrote	Achieved 30 - 100%	% Achieved at 30% and Above	Total Wrote	Achieved 30 - 100%	% Achieved at 30% and Above	Total Wrote	Achieved 30 - 100%	% Achieved at 30% and Above			
JOE GOABI	ALIWAL NORTH HIGH SCHOOL	4271001	2024	5	19	19	100.0				53	49	92.5				26	26	100.0	22	19	86.4	24	23	95.8	40	38	95.0	63	61	96.8	24	22	91.7	11	9	81.8
		4271001	2023	5	23	22	95.7				54	48	88.9				35	35	100.0	16	15	93.8	22	18	81.8	53	44	83.0	66	66	100.0	22	18	81.8	12	12	100.0
	BARKLY EAST HIGH SCHOOL	4271002	2024	4	5	5	100.0				28	26	92.9										25	25	100.0	6	6	100.0	24	23	95.8	11	4	36.4	7	3	42.9
		4271002	2023	4	4	3	75.0				19	18	94.7										15	15	100.0	6	6	100.0	17	17	100.0	8	5	62.5	6	4	66.7
	BETHANIA SENIOR SECONDARY SCHOOL	4271003	2024	1	24	24	100.0	32	32	100.0	29	29	100.0	29	29	100.0	112	112	100.0	51	51	100.0	31	30	96.8	52	52	100.0	54	53	98.1	58	47	81.0	52	51	98.1
		4271003	2023	1	21	20	95.2	52	52	100.0	28	28	100.0	26	26	100.0	121	121	100.0	42	40	95.2	11	11	100.0	89	82	92.1	72	71	98.6	49	43	87.8	39	39	100.0
	BISHOP DEMONT SECONDARY SCHOOL	4271004	2024	3	4	1	25.0				58	38	65.5	10	6	60.0	14	14	100.0	62	44	71.0	21	17	81.0	34	19	55.9	60	43	71.7	8	5	62.5	7	6	85.7
		4271004	2023	3	13	8	61.5				71	36	50.7	8	4	50.0	30	30	100.0	69	38	55.1	39	19	48.7	35	13	37.1	70	48	68.6	11	6	54.5	11	6	54.5
	BLIKANA SENIOR SECONDARY SCHOOL	4271005	2024	2				19	10	52.6	26	18	69.2				43	43	100.0	23	22	95.7	26	25	96.2	17	17	100.0	26	19	73.1	16	14	87.5	16	14	87.5
		4271005	2023	2				13	11	84.6							46	45	97.8	24	23	95.8	14	14	100.0	28	21	75.0	23	21	91.3	19	17	89.5	17	16	94.1
	BURGERSDORP HIGH SCHOOL	4271006	2024	4	12	9	75.0				27	21	77.8				31	31	100.0	17	16	94.1				22	16	72.7	46	45	97.8	12	12	100.0	7	7	100.0
		4271006	2023	4	13	9	69.2				23	22	95.7				34	34	100.0	11	8	72.7				19	16	84.2	43	41	95.3	13	13	100.0	9	8	88.9
	DINIZULU SENIOR SECONDARY SCHOOL	4271008	2024	2	10	7	70.0	7	7	100.0	22	22	100.0	10	10	100.0	52	52	100.0	35	35	100.0	32	29	90.6	30	29	96.7	42	41	97.6	11	8	72.7	10	10	100.0
		4271008	2023	2	5	4	80.0	9	9	100.0	10	10	100.0	7	7	100.0	33	33	100.0	17	17	100.0	15	15	100.0	23	21	91.3	20	19	95.0	13	12	92.3	13	13	100.0
	EBENEZER NYATHI SENIOR SECONDARY	4271009	2024	3	29	23	79.3	39	38	97.4	70	60	85.7	29	28	96.6	137	137	100.0				69	64	92.8	67	46	68.7	90	73	81.1	47	27	57.4	39	32	82.1
		4271009	2023	3	20	17	85.0	43	40	93.0	29	26	89.7	20	18	90.0	138	138	100.0				73	72	98.6	100	60	60.0	91	85	93.4	42	25	59.5	40	27	67.5
	EDWARD ZIBI SENIOR SECONDARY SCHOOL	4271010	2024	1				58	53	91.4							216	216	100.0	216	185	85.6	28	27	96.4	188	147	78.2	114	108	94.7	102	74	72.5	37	36	97.3
		4271010	2023	1				69	59	85.5							247	245	99.2	246	205	83.3	5	5	100.0	247	184	74.5	113	98	86.7	135	73	54.1	62	54	87.1

Province Districts	Centre Name	Centre Number	Exam Date	Quintile	Accounting			Agricultural Sciences			Business Studies			Economics			English First Additional Language			Geography			History			Life Sciences			Mathematical Literacy			Mathematics			Physical Sciences		
					Total Wrote	Achieved 30 - 100%	% Achieved at 30% and Above	Total Wrote	Achieved 30 - 100%	% Achieved at 30% and Above	Total Wrote	Achieved 30 - 100%	% Achieved at 30% and Above	Total Wrote	Achieved 30 - 100%	% Achieved at 30% and Above	Total Wrote	Achieved 30 - 100%	% Achieved at 30% and Above	Total Wrote	Achieved 30 - 100%	% Achieved at 30% and Above	Total Wrote	Achieved 30 - 100%	% Achieved at 30% and Above	Total Wrote	Achieved 30 - 100%	% Achieved at 30% and Above	Total Wrote	Achieved 30 - 100%	% Achieved at 30% and Above	Total Wrote	Achieved 30 - 100%	% Achieved at 30% and Above			
JOE GQABI	EGQILI SENIOR SECONDARY SCHOOL	4271011	2024	3	11	3	27.3	46	44	95.7	75	50	66.7	49	26	53.1	152	152	100.0	56	39	69.6	67	57	85.1	45	37	82.2	117	92	78.6	35	19	54.3	35	14	40.0
		4271011	2023	3	21	4	19.0	25	24	96.0	74	52	70.3	53	24	45.3	143	142	99.3	66	42	63.6	67	59	88.1	25	22	88.0	119	93	78.2	25	17	68.0	24	17	70.8
	ETHEMBENI SENIOR SECONDARY SCHOOL	4271012	2024	3	11	7	63.6	25	13	52.0	24	19	79.2	21	13	61.9	110	110	100.0	59	51	86.4	58	51	87.9	18	17	94.4	97	77	79.4	13	5	38.5	8	7	87.5
		4271012	2023	3	5	5	100.0	34	30	88.2	28	13	46.4	15	12	80.0	75	75	100.0	24	22	91.7	24	24	100.0	24	24	100.0	49	49	100.0	22	13	59.1	14	14	100.0
	FRANK ZIBI AGRICULTURAL HIGH SCHOOL	4271051	2024	1				92	76	82.6							92	90	97.8							92	69	75.0	45	38	84.4	47	34	72.3	28	13	46.4
		4271051	2023	3				63	48	76.2							63	63	100.0							63	46	73.0	43	40	93.0	20	16	80.0	8	8	100.0
	IMPUMELELO SENIOR SECONDARY SCHOOL	4271013	2024	3				18	15	83.3							18	18	100.0	7	7	100.0	7	7	100.0	11	9	81.8	7	5	71.4	9	4	44.4	11	4	36.4
		4271013	2023	3				34	19	55.9							34	34	100.0	20	20	100.0	19	19	100.0	15	7	46.7	19	16	84.2	15	2	13.3	14	4	28.6
	JAMANGILE SENIOR SECONDARY SCHOOL	4271014	2024	2				21	21	100.0	21	20	95.2				64	64	100.0	32	31	96.9				30	29	96.7	32	32	100.0	19	16	84.2	19	18	94.7
		4271014	2023	2				17	17	100.0	20	17	85.0				75	74	98.7	39	32	82.1				31	29	93.5	39	33	84.6	12	9	75.0	12	12	100.0
	JONAS GODUKA SENIOR SECONDARY SCHOOL	4271015	2024	2				49	36	73.5	29	22	75.9				54	54	100.0				29	23	79.3	25	22	88.0	29	20	69.0	25	16	64.0	25	12	48.0
		4271015	2023	2				46	21	45.7	35	31	88.6				46	46	100.0				35	29	82.9	11	9	81.8	35	27	77.1	11	3	27.3	11	7	63.6
	KHANYA SENIOR SECONDARY SCHOOL	4271016	2024	1	27	8	29.6	57	41	71.9	28	16	57.1	28	14	50.0	266	258	97.0	140	99	70.7	149	116	77.9	88	69	78.4	174	116	66.7	90	41	45.6	89	54	60.7
		4271016	2023	1	28	19	67.9	44	44	100.0	31	28	90.3	31	26	83.9	208	208	100.0	105	97	92.4	98	97	99.0	79	79	100.0	132	119	90.2	78	46	59.0	79	76	96.2
	KHORONG SENIOR SECONDARY SCHOOL	4271017	2024	1	6	6	100.0	34	31	91.2	20	20	100.0	19	11	57.9	103	103	100.0	50	41	82.0	37	37	100.0	46	41	89.1	75	65	86.7	28	24	85.7	19	16	84.2
		4271017	2023	1	15	11	73.3	39	37	94.9	23	15	65.2	21	6	28.6	111	105	94.6	51	38	74.5	37	31	83.8	51	45	88.2	76	52	68.4	35	22	62.9	20	16	80.0
	KUYASA SENIOR SECONDARY SCHOOL	4271018	2024	1				15	15	100.0	17	16	94.1	17	13	76.5	32	32	100.0							15	14	93.3	22	19	86.4	10	10	100.0	10	10	100.0
		4271018	2023	1				14	13	92.9	18	16	88.9	18	11	61.1	32	32	100.0							14	12	85.7	21	17	81.0	11	7	63.6	11	11	100.0

Province Districts	Centre Name	Centre Number	Exam Date	Quintile	Accounting			Agricultural Sciences			Business Studies			Economics			English First Additional Language			Geography			History			Life Sciences			Mathematical Literacy			Mathematics			Physical Sciences		
					Total Wrote	Achieved 30 - 100%	% Achieved at 30% and Above	Total Wrote	Achieved 30 - 100%	% Achieved at 30% and Above	Total Wrote	Achieved 30 - 100%	% Achieved at 30% and Above	Total Wrote	Achieved 30 - 100%	% Achieved at 30% and Above	Total Wrote	Achieved 30 - 100%	% Achieved at 30% and Above	Total Wrote	Achieved 30 - 100%	% Achieved at 30% and Above	Total Wrote	Achieved 30 - 100%	% Achieved at 30% and Above	Total Wrote	Achieved 30 - 100%	% Achieved at 30% and Above	Total Wrote	Achieved 30 - 100%	% Achieved at 30% and Above	Total Wrote	Achieved 30 - 100%	% Achieved at 30% and Above			
JOE GQABI	LADY GREY ACADEMY	4271019	2024	4	1	1	100.0				14	10	71.4				9	9	100.0							9	7	77.8	41	36	87.8	8	5	62.5	5	5	100.0
		4271019	2023	4	1	1	100.0				11	8	72.7				8	8	100.0							14	14	100.0	47	41	87.2	6	4	66.7	2	2	100.0
	LEHANA SENIOR SECONDARY SCHOOL	4271020	2024	1	17	14	82.4	73	64	87.7	17	17	100.0	17	16	94.1	255	255	100.0	76	66	86.8	79	56	70.9	143	103	72.0	111	75	67.6	144	66	45.8	125	74	59.2
		4271020	2023	1	20	15	75.0	85	72	84.7	20	18	90.0	20	16	80.0	267	266	99.6	75	70	93.3	79	61	77.2	159	123	77.4	94	49	52.1	173	82	47.4	120	103	85.8
	LUNCEDO PART TIME CENTRE	4275505	2024	1				3	2	66.7	6	4	66.7							4	4	100.0	2	2	100.0	3	1	33.3	5	5	100.0	1	0	0.0			
		4275505	2023	1							1	1	100.0							1	1	100.0	1	1	100.0							1	0	0.0			
	LUVUMELWANO SENIOR SECONDARY SCHOOL	4271021	2024	2	6	5	83.3	32	30	93.8	8	8	100.0	8	6	75.0	59	59	100.0	39	37	94.9	21	21	100.0	51	48	94.1	36	33	91.7	23	10	43.5	12	9	75.0
		4271021	2023	2	9	6	66.7	16	15	93.8	13	10	76.9	9	5	55.6	58	58	100.0	38	35	92.1	33	33	100.0	49	38	77.6	47	41	87.2	11	9	81.8	7	6	85.7
	LUZIE DRIFT SENIOR SECONDARY SCHOOL	4271022	2024	1	24	19	79.2	46	46	100.0	51	45	88.2	66	63	95.5	128	128	100.0	31	30	96.8				62	59	95.2	68	61	89.7	60	39	65.0	51	50	98.0
		4271022	2023	1	12	12	100.0	33	32	97.0	31	23	74.2	45	43	95.6	88	88	100.0	24	22	91.7				43	37	86.0	67	67	100.0	21	17	81.0	20	20	100.0
	MACLEAR HIGH SCHOOL	4271023	2024	4	10	9	90.0	18	18	100.0	5	5	100.0				1	1	100.0	16	16	100.0				21	19	90.5	17	17	100.0	9	8	88.9	4	3	75.0
		4271023	2023	4	5	4	80.0	12	12	100.0	7	6	85.7				2	2	100.0	16	16	100.0				14	12	85.7	14	14	100.0	7	7	100.0	4	4	100.0
	MALCOMESS SECODARY SCHOOL	4271024	2024	3				45	44	97.8	29	27	93.1	27	14	51.9	102	102	100.0	60	55	91.7	30	30	100.0	45	40	88.9	87	80	92.0	15	12	80.0	13	13	100.0
		4271024	2023	3	11	9	81.8	46	42	91.3	60	37	61.7	53	26	49.1	204	203	99.5	132	76	57.6	105	83	79.0	47	27	57.4	190	137	72.1	15	10	66.7	13	11	84.6
	MALIKHANYE SENIOR SECONDARY SCHOOL	4271025	2024	3				27	17	63.0	15	15	100.0	15	14	93.3	84	84	100.0	26	25	96.2	36	36	100.0	52	38	73.1	56	54	96.4	28	15	53.6	26	24	92.3
		4271025	2023	3				30	20	66.7	7	5	71.4	7	5	71.4	56	56	100.0	17	14	82.4	23	22	95.7	39	29	74.4	30	22	73.3	26	9	34.6	19	14	73.7

Province Districts	Centre Name	Centre Number	Exam Date	Quintile	Accounting			Agricultural Sciences			Business Studies			Economics			English First Additional Language			Geography			History			Life Sciences			Mathematical Literacy			Mathematics			Physical Sciences		
					Total Wrote	Achieved 30 - 100%	% Achieved at 30% and Above	Total Wrote	Achieved 30 - 100%	% Achieved at 30% and Above	Total Wrote	Achieved 30 - 100%	% Achieved at 30% and Above	Total Wrote	Achieved 30 - 100%	% Achieved at 30% and Above	Total Wrote	Achieved 30 - 100%	% Achieved at 30% and Above	Total Wrote	Achieved 30 - 100%	% Achieved at 30% and Above	Total Wrote	Achieved 30 - 100%	% Achieved at 30% and Above	Total Wrote	Achieved 30 - 100%	% Achieved at 30% and Above	Total Wrote	Achieved 30 - 100%	% Achieved at 30% and Above	Total Wrote	Achieved 30 - 100%	% Achieved at 30% and Above			
JOE GOABI	MASAKHANE SENIOR SECONDARY SCHOOL	4271026	2024	2				21	19	90.5	16	12	75.0	11	2	18.2	41	41	100.0	8	8	100.0	8	8	100.0	22	17	77.3	24	22	91.7	16	9	56.3	17	15	88.2
	MASAKHANE SENIOR SECONDARY SCHOOL	4271026	2023	2				12	8	66.7	8	5	62.5	8	5	62.5	36	36	100.0	15	13	86.7	17	14	82.4	11	7	63.6	21	16	76.2	14	5	35.7	11	7	63.6
	MEHLOMAKHULU SENIOR SECONDARY SCHOOL	4271027	2024	2	2	2	100.0	33	30	90.9	14	14	100.0	14	13	92.9	91	91	100.0	67	60	89.6	37	34	91.9	40	36	90.0	72	64	88.9	19	17	89.5	17	17	100.0
	MEHLOMAKHULU SENIOR SECONDARY SCHOOL	4271027	2023	2	32	6	18.8	40	27	67.5	33	28	84.8	33	28	84.8	89	89	100.0	57	44	77.2				56	37	66.1	65	51	78.5	24	20	83.3	16	12	75.0
	MHLONTLO SENIOR SECONDARY SCHOOL	4271028	2024	1	28	12	42.9	7	5	71.4	44	35	79.5	28	14	50.0	51	51	100.0	16	14	87.5				23	16	69.6	42	37	88.1	9	6	66.7	7	4	57.1
	MHLONTLO SENIOR SECONDARY SCHOOL	4271028	2023	1	11	6	54.5	10	6	60.0	36	24	66.7	11	7	63.6	40	40	100.0	19	15	78.9				29	9	31.0	36	31	86.1	4	3	75.0	4	2	50.0
	MZOMHLE SENIOR SECONDARY SCHOOL	4271029	2024	2				5	5	100.0							28	28	100.0	23	23	100.0	20	20	100.0	28	27	96.4	20	20	100.0	8	5	62.5	8	7	87.5
	MZOMHLE SENIOR SECONDARY SCHOOL	4271029	2023	2				7	7	100.0							45	45	100.0	38	32	84.2	29	29	100.0	43	27	62.8	25	18	72.0	14	10	71.4	16	11	68.8
	NKULULEKO SENIOR SECONDARY SCHOOL	4271030	2024	3				12	12	100.0							34	34	100.0	20	20	100.0	24	24	100.0	33	31	93.9	23	22	95.7	9	8	88.9	9	9	100.0
	NKULULEKO SENIOR SECONDARY SCHOOL	4271030	2023	3				9	9	100.0							35	35	100.0	20	19	95.0	28	26	92.9	30	26	86.7	23	21	91.3	8	6	75.0	8	7	87.5
	NOMPUMELELO SENIOR SECONDARY SCHOOL	4271031	2024	2				24	23	95.8							25	25	100.0	18	18	100.0	20	20	100.0	7	7	100.0	20	19	95.0	5	3	60.0	5	5	100.0
	NOMPUMELELO SENIOR SECONDARY SCHOOL	4271031	2023	2				47	43	91.5							47	47	100.0	33	32	97.0	34	34	100.0	14	14	100.0	34	30	88.2	13	8	61.5	13	12	92.3
	NTLALO SENIOR SECONDARY SCHOOL	4271032	2024	3													51	51	100.0	25	22	88.0	27	27	100.0	36	18	50.0	27	26	96.3	8	5	62.5	8	5	62.5
	NTLALO SENIOR SECONDARY SCHOOL	4271032	2023	3													45	45	100.0	14	13	92.9	13	13	100.0	26	12	46.2	14	9	64.3	14	5	35.7	14	12	85.7
	NYATHELA SENIOR SECONDARY SCHOOL	4271033	2024	2				20	20	100.0							50	50	100.0	30	30	100.0	45	45	100.0	50	42	84.0	45	44	97.8	5	3	60.0	5	5	100.0
	NYATHELA SENIOR SECONDARY SCHOOL	4271033	2023	2				25	24	96.0							38	38	100.0	13	13	100.0	31	31	100.0	37	32	86.5	30	30	100.0	7	4	57.1	7	7	100.0



Province Districts	Centre Name	Centre Number	Exam Date	Quintile	Accounting			Agricultural Sciences			Business Studies			Economics			English First Additional Language			Geography			History			Life Sciences			Mathematical Literacy			Mathematics			Physical Sciences		
					Total Wrote	Achieved 30 - 100%	% Achieved at 30% and Above	Total Wrote	Achieved 30 - 100%	% Achieved at 30% and Above	Total Wrote	Achieved 30 - 100%	% Achieved at 30% and Above	Total Wrote	Achieved 30 - 100%	% Achieved at 30% and Above	Total Wrote	Achieved 30 - 100%	% Achieved at 30% and Above	Total Wrote	Achieved 30 - 100%	% Achieved at 30% and Above	Total Wrote	Achieved 30 - 100%	% Achieved at 30% and Above	Total Wrote	Achieved 30 - 100%	% Achieved at 30% and Above	Total Wrote	Achieved 30 - 100%	% Achieved at 30% and Above	Total Wrote	Achieved 30 - 100%	% Achieved at 30% and Above			
JOE GOABI	PHAMBILI MZONTSUNDU SENIOR SECONDARY	4271034	2024	3	12	9	75.0	18	18	100.0	12	12	100.0	12	11	91.7	30	30	100.0	8	8	100.0	7	7	100.0	11	11	100.0	20	18	90.0	10	6	60.0	10	9	90.0
		4271034	2023	3	13	11	84.6	17	16	94.1	13	13	100.0	13	12	92.3	30	30	100.0	13	13	100.0	13	12	92.3	4	4	100.0	26	24	92.3	4	4	100.0	4	4	100.0
	REX MDEBUKA SENIOR SECONDARY SCHOOL	4271035	2024	3				8	8	100.0	27	16	59.3	27	24	88.9	70	70	100.0	36	34	94.4	35	31	88.6	8	7	87.5	63	45	71.4	7	4	57.1	7	3	42.9
		4271035	2023	3				11	9	81.8	32	23	71.9	32	27	84.4	88	87	98.9	45	34	75.6	45	35	77.8	11	10	90.9	77	37	48.1	11	3	27.3	11	1	9.1
	SAMUEL NOMBEWU SENIOR SECONDARY SCHO	4271036	2024	2				11	11	100.0							62	62	100.0				52	43	82.7	63	25	39.7	52	30	57.7	11	9	81.8	11	9	81.8
		4271036	2023	2				16	16	100.0							58	55	94.8				42	41	97.6	58	44	75.9	42	33	78.6	16	11	68.8	16	15	93.8
	SIBABALE SENIOR SECONDARY SCHOOL	4271037	2024	3	27	26	96.3	15	15	100.0	27	26	96.3				99	99	100.0	55	43	78.2	49	36	73.5	72	54	75.0	77	68	88.3	22	17	77.3	22	21	95.5
		4271037	2023	3	24	21	87.5	18	17	94.4	24	18	75.0	24	11	45.8	104	104	100.0	62	58	93.5	55	50	90.9	80	58	72.5	79	77	97.5	25	10	40.0	25	18	72.0
	SIDINANE SENIOR SECONDARY SCHOOL	4271038	2024	2	31	18	58.1	34	27	79.4	48	37	77.1	29	14	48.3	232	229	98.7	117	91	77.8				168	107	63.7	133	110	82.7	66	46	69.7	51	39	76.5
		4271038	2023	2	36	33	91.7	51	27	52.9	36	36	100.0	36	35	97.2	242	242	100.0	119	110	92.4				170	117	68.8	98	90	91.8	108	41	38.0	66	49	74.2
	SIMPHIWE KHETHWA SENIOR SECONDARY SCHOOL	4271039	2024	3				12	12	100.0	41	31	75.6				37	37	100.0				29	29	100.0	12	12	100.0	36	32	88.9	5	5	100.0	5	2	40.0
		4271039	2023	3				15	15	100.0	40	33	82.5				33	33	100.0				25	25	100.0	15	13	86.7	36	28	77.8	4	4	100.0	4	4	100.0
	SIVUMELENE SENIOR SECONDARY SCHOOL	4271040	2024	1							31	31	100.0	30	25	83.3	43	43	100.0	12	12	100.0	31	27	87.1	10	9	90.0	31	28	90.3	10	7	70.0	12	7	58.3
		4271040	2023	1							24	20	83.3	18	12	66.7	38	38	100.0	14	14	100.0	24	23	95.8	9	9	100.0	19	19	100.0	9	9	100.0	14	12	85.7
	ST TERESA HIGH SCHOOL	4271042	2024	1				65	64	98.5	54	54	100.0	37	32	86.5	140	140	100.0	38	38	100.0	45	45	100.0	86	81	94.2	99	97	98.0	41	35	85.4	41	32	78.0
		4271042	2023	1				60	46	76.7	114	95	83.3	67	65	97.0	270	270	100.0	152	133	87.5	79	75	94.9	132	68	51.5	180	158	87.8	47	38	80.9	48	35	72.9

Province Districts	Centre Name	Centre Number	Exam Date	Quintile	Accounting			Agricultural Sciences			Business Studies			Economics			English First Additional Language			Geography			History			Life Sciences			Mathematical Literacy			Mathematics			Physical Sciences		
					Total Wrote	Achieved 30 - 100%	% Achieved at 30% and Above	Total Wrote	Achieved 30 - 100%	% Achieved at 30% and Above	Total Wrote	Achieved 30 - 100%	% Achieved at 30% and Above	Total Wrote	Achieved 30 - 100%	% Achieved at 30% and Above	Total Wrote	Achieved 30 - 100%	% Achieved at 30% and Above	Total Wrote	Achieved 30 - 100%	% Achieved at 30% and Above	Total Wrote	Achieved 30 - 100%	% Achieved at 30% and Above	Total Wrote	Achieved 30 - 100%	% Achieved at 30% and Above	Total Wrote	Achieved 30 - 100%	% Achieved at 30% and Above	Total Wrote	Achieved 30 - 100%	% Achieved at 30% and Above	Total Wrote	Achieved 30 - 100%	% Achieved at 30% and Above
					JOE GOQABI	STERKSPRUIT CHRISTIAN SCHOOL	4272043	2024	99							15	14	93.3													34	33	97.1	15	14	93.3	19
		4272043	2023	99							19	19	100.0													33	24	72.7	18	18	100.0	15	10	66.7	14	9	64.3
	STERKSPRUIT SENIOR SECONDARY SCHOOL	4271044	2024	3				42	35	83.3						96	96	100.0								43	39	90.7				36	22	61.1	38	21	55.3
		4271044	2023	3				58	32	55.2						137	134	97.8								58	37	63.8				48	12	25.0	58	19	32.8
	THAKABANNA SENIOR SECONDARY SCHOOL	4271045	2024	1	6	5	83.3	23	21	91.3	20	20	100.0	8	7	87.5	60	60	100.0	18	17	94.4	29	26	89.7	23	23	100.0	52	46	88.5	8	7	87.5	8	7	87.5
		4271045	2023	1	17	15	88.2	30	27	90.0	27	25	92.6	27	20	74.1	108	105	97.2	51	39	76.5	51	43	84.3	30	26	86.7	88	70	79.5	20	8	40.0	16	10	62.5
	THOMAS NTABA SENIOR SECONDARY SCHOOL	4271046	2024	2	12	11	91.7	8	7	87.5	20	18	90.0	12	12	100.0	83	82	98.8	53	45	84.9	25	20	80.0	32	26	81.3	61	50	82.0	23	14	60.9	18	17	94.4
		4271046	2023	2	10	7	70.0	7	7	100.0	17	16	94.1	10	10	100.0	91	90	98.9	74	57	77.0	35	33	94.3	45	24	53.3	71	54	76.1	20	12	60.0	19	16	84.2
	TLOKWENG SENIOR SECONDARY SCHOOL	4271047	2024	1				26	25	96.2	22	22	100.0	22	21	95.5	218	218	100.0	168	166	98.8	82	79	96.3	182	159	87.4	101	89	88.1	106	65	61.3	109	80	73.4
		4271047	2023	1				62	48	77.4	35	29	82.9	33	28	84.8	302	302	100.0	206	172	83.5	126	107	84.9	230	153	66.5	114	87	76.3	130	71	54.6	125	102	81.6
	TSITSANA COMP S S SCHOOL	4271048	2024	3				34	34	100.0						67	66	98.5								34	34	100.0				37	23	62.2	37	27	73.0
		4271048	2023	3				19	19	100.0						43	43	100.0								19	18	94.7				20	13	65.0	20	19	95.0
	UGIE HIGH SCHOOL	4271049	2024	4	15	14	93.3				18	17	94.4	14	14	100.0	2	2	100.0							26	25	96.2	27	27	100.0	24	24	100.0	20	18	90.0
		4271049	2023	4	5	5	100.0				16	16	100.0	12	10	83.3				4	4	100.0				15	15	100.0	24	24	100.0	14	14	100.0	13	13	100.0
	UMTHAWELANGA S S SCHOOL	4271050	2024	3	20	18	90.0	42	42	100.0	20	20	100.0	20	19	95.0	122	122	100.0	73	60	82.2	52	47	90.4	50	49	98.0	86	67	77.9	36	34	94.4	29	26	89.7
		4271050	2023	3	22	21	95.5	57	54	94.7	32	32	100.0	31	30	96.8	154	154	100.0	85	76	89.4	49	45	91.8	72	67	93.1	106	82	77.4	43	35	81.4	35	33	94.3

Province Districts	Centre Name	Centre Number	Exam Date	Quintile	Accounting			Agricultural Sciences			Business Studies			Economics			English First Additional Language			Geography			History			Life Sciences			Mathematical Literacy			Mathematics			Physical Sciences			
					Total Wrote	Achieved 30 - 100%	% Achieved at 30% and Above	Total Wrote	Achieved 30 - 100%	% Achieved at 30% and Above	Total Wrote	Achieved 30 - 100%	% Achieved at 30% and Above	Total Wrote	Achieved 30 - 100%	% Achieved at 30% and Above	Total Wrote	Achieved 30 - 100%	% Achieved at 30% and Above	Total Wrote	Achieved 30 - 100%	% Achieved at 30% and Above	Total Wrote	Achieved 30 - 100%	% Achieved at 30% and Above	Total Wrote	Achieved 30 - 100%	% Achieved at 30% and Above	Total Wrote	Achieved 30 - 100%	% Achieved at 30% and Above	Total Wrote	Achieved 30 - 100%	% Achieved at 30% and Above				
NELSON MANDELA METRO	AL AZHAR INSTITUTE	4342098	2024	99						9	8	88.9									8	8	100.0	10	10	100.0	6	6	100.0	13	12	92.3	10	9	90.0			
		4342098	2023	99	2	1	50.0				10	10	100.0									9	9	100.0	11	11	100.0	7	7	100.0	14	13	92.9	12	10	83.3		
	ALEXANDER ROAD HIGH SCHOOL	4341002	2024	5	32	32	100.0				101	85	84.2								38	35	92.1	50	47	94.0	101	96	95.0	111	107	96.4	120	109	90.8	69	65	94.2
		4341002	2023	5	31	30	96.8				107	94	87.9								43	39	90.7	41	40	97.6	133	126	94.7	124	122	98.4	154	135	87.7	92	89	96.7
	ARCADIA SENIOR SECONDARY SCHOOL	4341003	2024	3	11	7	63.6				25	23	92.0				43	43	100.0				34	34	100.0	9	7	77.8	43	33	76.7							
		4341003	2023	3	8	8	100.0				35	17	48.6				77	74	96.1	25	6	24.0	45	33	73.3	19	6	31.6	73	30	41.1							
	BERTRAM SECONDARY SCHOOL	4341004	2024	3	18	8	44.4				33	27	81.8				77	77	100.0	41	27	65.9	24	21	87.5	39	16	41.0	73	66	90.4	4	1	25.0	4	3	75.0	
		4341004	2023	3	19	6	31.6				27	12	44.4				64	64	100.0	33	20	60.6	22	17	77.3	30	13	43.3	60	48	80.0	5	2	40.0	4	4	100.0	
	BETHELSDORP COMPREHENSIVE SCHOOL	4341005	2024	3	20	9	45.0				81	42	51.9				63	63	100.0	38	22	57.9	89	61	68.5	81	26	32.1	108	75	69.4	18	5	27.8	10	7	70.0	
		4341005	2023	3	23	8	34.8				79	38	48.1				55	55	100.0	59	35	59.3	53	42	79.2	73	24	32.9	133	82	61.7	10	4	40.0	8	6	75.0	
	BOOYSEN PARK SECONDARY SCHOOL	4341006	2024	3	14	7	50.0				53	33	62.3				60	60	100.0	65	55	84.6	79	59	74.7	28	26	92.9	109	81	74.3	10	7	70.0	8	4	50.0	
		4341006	2023	3	6	5	83.3				56	28	50.0				35	34	97.1	54	43	79.6	75	59	78.7	14	11	78.6	97	69	71.1	8	1	12.5				
	BRANDWAG HIGH SCHOOL	4341007	2024	5	13	12	92.3				69	52	75.4				170	170	100.0	50	46	92.0	65	55	84.6	40	36	90.0	138	132	95.7	32	30	93.8	18	15	83.3	
		4341007	2023	5	13	13	100.0				78	67	85.9				168	168	100.0	57	56	98.2	61	57	93.4	57	49	86.0	136	135	99.3	48	45	93.8	34	34	100.0	
	BRYLIN HIGH SCHOOL	4342008	2024	99	3	3	100.0				26	22	84.6							3	3	100.0	14	13	92.9	13	13	100.0	24	24	100.0	8	4	50.0	4	4	100.0	
		4342008	2023	99	7	7	100.0				20	19	95.0										14	14	100.0	14	11	78.6	18	18	100.0	10	9	90.0	4	4	100.0	
	CAPE RECIFE HIGH SCHOOL	4343009	2024	99							23	21	91.3				12	12	100.0	7	7	100.0	6	5	83.3	14	9	64.3	24	23	95.8	8	5	62.5	4	1	25.0	
		4343009	2023	99							27	24	88.9				7	7	100.0	16	15	93.8	12	11	91.7	20	13	65.0	31	30	96.8	8	4	50.0				
	CHAPMAN HIGH SCHOOL	4341010	2024	3							52	37	71.2				77	75	97.4	55	44	80.0	127	106	83.5	52	38	73.1	162	127	78.4	20	12	60.0	13	9	69.2	
		4341010	2023	3	11	6	54.5				59	41	69.5				72	72	100.0	43	36	83.7	85	67	78.8	52	34	65.4	152	116	76.3	16	5	31.3	14	9	64.3	

Province Districts	Centre Name	Centre Number	Exam Date	Quintile	Accounting			Agricultural Sciences			Business Studies			Economics			English First Additional Language			Geography			History			Life Sciences			Mathematical Literacy			Mathematics			Physical Sciences							
					Total Wrote	Achieved 30 - 100%	% Achieved at 30% and Above	Total Wrote	Achieved 30 - 100%	% Achieved at 30% and Above	Total Wrote	Achieved 30 - 100%	% Achieved at 30% and Above	Total Wrote	Achieved 30 - 100%	% Achieved at 30% and Above	Total Wrote	Achieved 30 - 100%	% Achieved at 30% and Above	Total Wrote	Achieved 30 - 100%	% Achieved at 30% and Above	Total Wrote	Achieved 30 - 100%	% Achieved at 30% and Above	Total Wrote	Achieved 30 - 100%	% Achieved at 30% and Above	Total Wrote	Achieved 30 - 100%	% Achieved at 30% and Above	Total Wrote	Achieved 30 - 100%	% Achieved at 30% and Above								
NELSON MANDELA METRO	CHATTY SENIOR SECONDARY SCHOOL	4341011	2024	3	22	21	95.5				90	73	81.1				65	65	100.0	18	11	61.1	85	66	77.6	26	14	53.8	104	94	90.4											
	CHATTY SENIOR SECONDARY SCHOOL	4341011	2023	3	6	6	100.0				68	42	61.8				70	70	100.0	31	18	58.1	83	66	79.5	20	12	60.0	88	73	83.0	6	3	50.0								
	CHUBEKILE SENIOR SECONDARY SCHOOL	4341012	2024	3	10	8	80.0				43	37	86.0	35	19	54.3	89	88	98.9	22	19	86.4	28	25	89.3	24	20	83.3	69	46	66.7	18	12	66.7	16	13	81.3					
	CHUBEKILE SENIOR SECONDARY SCHOOL	4341012	2023	3	9	8	88.9				39	31	79.5	30	21	70.0	87	87	100.0	21	16	76.2	41	34	82.9	28	15	53.6	77	58	75.3	11	9	81.8	8	7	87.5					
	CINGANI HIGH SCHOOL	4341013	2024	3	18	16	88.9				54	48	88.9	29	26	89.7	198	198	100.0	53	49	92.5	140	109	77.9	97	80	82.5	156	133	85.3	42	36	85.7	29	29	100.0					
	CINGANI HIGH SCHOOL	4341013	2023	3	18	13	72.2				54	51	94.4	36	29	80.6	170	169	99.4	33	30	90.9	116	108	93.1	85	53	62.4	147	125	85.0	24	22	91.7	18	18	100.0					
	COLLEGIATE GIRLS HIGH SCHOOL	4341014	2024	5	28	27	96.4													16	16	100.0	46	46	100.0	74	74	100.0	61	61	100.0	69	69	100.0	33	33	100.0					
	COLLEGIATE GIRLS HIGH SCHOOL	4341014	2023	5	36	35	97.2													38	38	100.0	51	51	100.0	64	64	100.0	53	53	100.0	86	86	100.0	45	45	100.0					
	COSELELANI SENIOR SECONDARY SCHOOL	4341015	2024	3	18	13	72.2				33	24	72.7	18	13	72.2	74	74	100.0	56	43	76.8	42	34	81.0				60	51	85.0	12	6	50.0	14	10	71.4					
	COSELELANI SENIOR SECONDARY SCHOOL	4341015	2023	3	11	10	90.9				23	21	91.3	11	10	90.9	64	64	100.0	53	41	77.4	41	39	95.1				52	37	71.2	12	8	66.7	12	7	58.3					
	COWAN HIGH SCHOOL	4341016	2024	3	29	26	89.7				68	64	94.1	59	50	84.7	157	157	100.0	49	44	89.8	48	44	91.7	73	69	94.5	109	96	88.1	46	42	91.3	38	26	68.4					
	COWAN HIGH SCHOOL	4341016	2023	3	16	11	68.8				71	64	90.1	56	50	89.3	169	167	98.8	29	12	41.4	80	56	70.0	52	33	63.5	143	105	73.4	25	17	68.0	19	13	68.4					
	DANIEL PIENAAR THS	4341017	2024	5													77	77	100.0													40	31	77.5	30	24	80.0					
	DANIEL PIENAAR THS	4341017	2023	5													73	73	100.0													59	43	72.9	36	30	83.3					
	DAVID LIVINGSTONE SENIOR SECONDARY	4341018	2024	3							32	19	59.4	22	8	36.4	11	11	100.0				55	52	94.5	31	17	54.8	70	60	85.7											
	DAVID LIVINGSTONE SENIOR SECONDARY	4341018	2023	3							13	12	92.3	18	8	44.4	10	10	100.0				49	39	79.6	44	18	40.9	62	47	75.8											
DOUGLAS MBOPA SENIOR SECONDARY	4341019	2024	3	30	28	93.3				72	58	80.6	48	33	68.8	216	216	100.0	113	81	71.7	83	67	80.7	53	51	96.2	168	144	85.7	49	41	83.7	47	39	83.0						
DOUGLAS MBOPA SENIOR SECONDARY	4341019	2023	3	45	44	97.8				113	100	88.5	73	52	71.2	263	263	100.0	107	93	86.9	95	89	93.7	74	73	98.6	195	178	91.3	68	61	89.7	55	43	78.2						

Province Districts	Centre Name	Centre Number	Exam Date	Quintile	Accounting			Agricultural Sciences			Business Studies			Economics			English First Additional Language			Geography			History			Life Sciences			Mathematical Literacy			Mathematics			Physical Sciences		
					Total Wrote	Achieved 30 - 100%	% Achieved at 30% and Above	Total Wrote	Achieved 30 - 100%	% Achieved at 30% and Above	Total Wrote	Achieved 30 - 100%	% Achieved at 30% and Above	Total Wrote	Achieved 30 - 100%	% Achieved at 30% and Above	Total Wrote	Achieved 30 - 100%	% Achieved at 30% and Above	Total Wrote	Achieved 30 - 100%	% Achieved at 30% and Above	Total Wrote	Achieved 30 - 100%	% Achieved at 30% and Above	Total Wrote	Achieved 30 - 100%	% Achieved at 30% and Above	Total Wrote	Achieved 30 - 100%	% Achieved at 30% and Above	Total Wrote	Achieved 30 - 100%	% Achieved at 30% and Above			
NELSON MANDELA METRO	EDU-COLLEGE HIGH SCHOOL	4342021	2024	99	2	2	100.0				11	6	54.5				3	3	100.0	11	9	81.8				5	4	80.0	9	9	100.0	5	1	20.0	4	0	0.0
		4342021	2023	99	8	6	75.0				21	13	61.9				4	4	100.0	12	11	91.7				20	14	70.0	14	13	92.9	14	10	71.4	6	2	33.3
	EDUPLANET INDEPENDENT SCHOOL	4342022	2024	99	7	4	57.1				25	18	72.0	16	10	62.5							10	8	80.0	6	4	66.7	16	13	81.3	16	1	6.3	6	5	83.3
		4342022	2023	99	5	0	0.0				17	6	35.3	10	1	10.0							8	6	75.0	17	8	47.1	11	8	72.7	22	5	22.7	14	6	42.9
	ETHEMBENI ENRICHMENT CENTRE	4341023	2024	4	19	18	94.7				60	57	95.0				109	109	100.0	90	85	94.4	69	64	92.8	60	58	96.7	64	61	95.3	45	39	86.7	29	29	100.0
		4341023	2023	3	33	33	100.0				70	69	98.6				114	114	100.0	74	71	95.9	74	74	100.0	71	63	88.7	89	89	100.0	25	24	96.0	20	17	85.0
	EZ KABANE HIGH SCHOOL	4341020	2024	3	24	21	87.5				38	37	97.4	15	14	93.3	76	76	100.0	27	24	88.9	52	49	94.2	11	11	100.0	61	53	86.9	15	11	73.3	11	11	100.0
		4341020	2023	3							33	33	100.0	15	13	86.7	66	66	100.0	34	31	91.2	44	44	100.0	8	6	75.0	58	42	72.4	9	5	55.6	8	6	75.0
	GAMBLE STREET SECONDARY SCHOOL	4341024	2024	3	13	9	69.2				68	50	73.5	62	32	51.6	113	113	100.0	42	33	78.6	110	88	80.0	51	30	58.8	186	144	77.4						
		4341024	2023	3	13	11	84.6				78	48	61.5	79	39	49.4	101	101	100.0	48	41	85.4	92	82	89.1	38	20	52.6	167	136	81.4						
	GELVANDALE HIGH SCHOOL	4341025	2024	3							57	34	59.6				54	54	100.0	68	57	83.8	54	48	88.9	37	19	51.4	70	55	78.6	13	9	69.2	12	6	50.0
		4341025	2023	4							56	29	51.8				65	65	100.0	45	34	75.6	51	46	90.2	73	26	35.6	73	45	61.6	13	4	30.8	13	6	46.2
	GREY BOYS HIGH	4341026	2024	5	63	63	100.0				86	74	86.0							88	87	98.9	33	33	100.0	55	55	100.0	60	60	100.0	112	110	98.2	73	69	94.5
		4341026	2023	5	54	54	100.0				81	76	93.8							58	58	100.0	51	51	100.0	38	36	94.7	40	40	100.0	113	108	95.6	56	56	100.0
	HAPPY HOME ACADEMY	4342102	2024	3	16	14	87.5				45	42	93.3							58	54	93.1	30	29	96.7	47	34	72.3	87	83	95.4	20	16	80.0	18	11	61.1
		4342102	2023	3	14	12	85.7				50	31	62.0							28	22	78.6	24	18	75.0	25	19	76.0	65	55	84.6	10	10	100.0	9	8	88.9
	HILLSIDE SECONDARY SCHOOL	4341027	2024	3	7	7	100.0				38	30	78.9				53	53	100.0	53	45	84.9	97	69	71.1	10	8	80.0	84	78	92.9	8	5	62.5	9	3	33.3
		4341027	2023	3	18	10	55.6				70	61	87.1				50	50	100.0	71	58	81.7	108	88	81.5	24	17	70.8	108	97	89.8	13	6	46.2	9	4	44.4
	HO&RSKOOL ANDREW RABIE	4341028	2024	4	8	8	100.0				72	60	83.3				52	52	100.0				68	63	92.6	41	41	100.0	103	101	98.1	19	19	100.0	11	10	90.9
		4341028	2023	4	13	11	84.6				53	39	73.6				51	51	100.0				56	47	83.9	35	34	97.1	86	79	91.9	30	27	90.0	21	18	85.7

Province Districts	Centre Name	Centre Number	Exam Date	Quintile	Accounting			Agricultural Sciences			Business Studies			Economics			English First Additional Language			Geography			History			Life Sciences			Mathematical Literacy			Mathematics			Physical Sciences		
					Total Wrote	Achieved 30 - 100%	% Achieved at 30% and Above	Total Wrote	Achieved 30 - 100%	% Achieved at 30% and Above	Total Wrote	Achieved 30 - 100%	% Achieved at 30% and Above	Total Wrote	Achieved 30 - 100%	% Achieved at 30% and Above	Total Wrote	Achieved 30 - 100%	% Achieved at 30% and Above	Total Wrote	Achieved 30 - 100%	% Achieved at 30% and Above	Total Wrote	Achieved 30 - 100%	% Achieved at 30% and Above	Total Wrote	Achieved 30 - 100%	% Achieved at 30% and Above	Total Wrote	Achieved 30 - 100%	% Achieved at 30% and Above	Total Wrote	Achieved 30 - 100%	% Achieved at 30% and Above			
NELSON MANDELA METRO	HO&RSKOOL CILLIE	4341029	2024	4	10	9	90.0				45	18	40.0				142	142	100.0				90	73	81.1	17	15	88.2	135	119	88.1	9	6	66.7	8	4	50.0
		4341029	2023	3	26	12	46.2				64	27	42.2				154	154	100.0	23	20	87.0	80	69	86.3	18	15	83.3	138	122	88.4	15	10	66.7	5	1	20.0
	HO&RSKOOL DESPATCH	4341031	2024	5	10	9	90.0				56	32	57.1				112	112	100.0	28	26	92.9	31	27	87.1	30	27	90.0	89	82	92.1	30	25	83.3	21	19	90.5
		4341031	2023	5	5	2	40.0				51	31	60.8				126	126	100.0	32	32	100.0	58	48	82.8	32	25	78.1	86	82	95.3	48	28	58.3	21	19	90.5
	HO&RSKOOL DF MALHERBE	4341030	2024	5	13	11	84.6				58	41	70.7				36	36	100.0	16	16	100.0	14	14	100.0	56	50	89.3	92	91	98.9	49	42	85.7	33	30	90.9
		4341030	2023	5	32	25	78.1				44	32	72.7				56	56	100.0	17	17	100.0	25	25	100.0	55	49	89.1	81	81	100.0	56	53	94.6	36	30	83.3
	HO&RSKOOL FRAMESBY	4341032	2024	5	65	61	93.8	19	17	89.5	75	71	94.7				176	176	100.0	19	19	100.0				74	70	94.6	124	124	100.0	91	88	96.7	62	61	98.4
		4341032	2023	5	77	69	89.6	3	2	66.7	63	57	90.5				159	159	100.0	28	28	100.0				76	70	92.1	117	117	100.0	88	84	95.5	51	50	98.0
	HO&RSKOOL OTTO DU PLESSIS	4341033	2024	4	9	5	55.6				94	47	50.0				158	158	100.0	58	39	67.2				35	18	51.4	130	106	81.5	8	4	50.0	5	2	40.0
		4341033	2023	5	14	10	71.4				103	57	55.3				175	175	100.0	56	40	71.4				48	24	50.0	130	117	90.0	23	19	82.6	13	12	92.3
	INSIGHT LEARNING CENTRE	4342099	2024	99							2	2	100.0																3	3	100.0						
		4342099	2023	99							1	1	100.0																1	1	100.0						
	ITHEMBELIHLE COMPREHENSIVE SCHOOL	4341035	2024	3													169	163	96.4													24	12	50.0	21	16	76.2
		4341035	2023	3													133	129	97.0													18	7	38.9	18	3	16.7
	JAMES JOLOBE SENIOR SECONDARY SCHOOL	4341036	2024	3							11	11	100.0	11	9	81.8	54	54	100.0	43	41	95.3	27	27	100.0	17	13	76.5	38	38	100.0	16	5	31.3	16	7	43.8
		4341036	2023	3							26	19	73.1	26	13	50.0	93	93	100.0	68	51	75.0	55	55	100.0	13	13	100.0	81	73	90.1	13	9	69.2	13	11	84.6
JOHN WALTON SECONDARY SCHOOL	4341037	2024	3							61	40	65.6	36	13	36.1	136	136	100.0	34	23	67.6	70	57	81.4	24	11	45.8	136	110	80.9							
	4341037	2023	3	3	1	33.3				61	30	49.2	38	14	36.8	115	115	100.0	17	10	58.8	55	38	69.1	20	9	45.0	116	76	65.5							

Province Districts	Centre Name	Centre Number	Exam Date	Quintile	Accounting			Agricultural Sciences			Business Studies			Economics			English First Additional Language			Geography			History			Life Sciences			Mathematical Literacy			Mathematics			Physical Sciences			
					Total Wrote	Achieved 30 - 100%	% Achieved at 30% and Above	Total Wrote	Achieved 30 - 100%	% Achieved at 30% and Above	Total Wrote	Achieved 30 - 100%	% Achieved at 30% and Above	Total Wrote	Achieved 30 - 100%	% Achieved at 30% and Above	Total Wrote	Achieved 30 - 100%	% Achieved at 30% and Above	Total Wrote	Achieved 30 - 100%	% Achieved at 30% and Above	Total Wrote	Achieved 30 - 100%	% Achieved at 30% and Above	Total Wrote	Achieved 30 - 100%	% Achieved at 30% and Above	Total Wrote	Achieved 30 - 100%	% Achieved at 30% and Above	Total Wrote	Achieved 30 - 100%	% Achieved at 30% and Above				
NELSON MANDELA METRO	KABEGA CHRISTELIKE SKOOL	4342097	2024	99	4	4	100.0				9	9	100.0												12	12	100.0	6	6	100.0	14	5	35.7	11	4	36.4		
	CHRISTELIKE SKOOL	4342097	2023	99	2	1	50.0				11	10	90.9												11	6	54.5	9	9	100.0	6	4	66.7	4	3	75.0		
	KHANYISA SCHOOL FOR THE BLIND	4343038	2024	99							8	8	100.0	8	8	100.0	8	8	100.0																			
		4343038	2023	99							5	5	100.0	5	5	100.0	5	5	100.0																			
	KHUMBULANI HIGH SCHOOL	4341039	2024	3	28	15	53.6				100	82	82.0	26	18	69.2	170	170	100.0	40	38	95.0	119	93	78.2	44	33	75.0	147	124	84.4	20	13	65.0	18	13	72.2	
		4341039	2023	3	59	20	33.9				84	71	84.5	34	30	88.2	182	182	100.0	51	46	90.2	106	80	75.5	57	36	63.2	156	123	78.8	26	15	57.7	17	13	76.5	
	KHWEZI LOMSO COMPREHENSIVE SCHOOL	4341034	2024	3							182	153	84.1	82	69	84.1	261	261	100.0																			
		4341034	2023	3							148	118	79.7	45	37	82.2	228	228	100.0																			
	KWAMAGXAKI HIGH SCHOOL	4341040	2024	3	39	34	87.2				73	67	91.8	23	23	100.0	170	170	100.0	34	33	97.1	113	103	91.2	26	24	92.3	146	114	78.1	24	22	91.7	24	21	87.5	
		4341040	2023	3	19	12	63.2				67	52	77.6	18	13	72.2	211	210	99.5	79	66	83.5	129	112	86.8	53	39	73.6	171	111	64.9	39	17	43.6	39	23	59.0	
	KWAZAKHELE HIGH SCHOOL	4341041	2024	3	17	17	100.0				35	28	80.0	35	29	82.9	152	151	99.3	46	45	97.8	83	42	50.6	88	41	46.6	103	58	56.3	48	20	41.7	34	12	35.3	
		4341041	2023	3	15	12	80.0				43	25	58.1	44	28	63.6	144	144	100.0	27	25	92.6	72	61	84.7	70	49	70.0	107	81	75.7	37	22	59.5	28	25	89.3	
	LAWSON BROWN HIGH	4341042	2024	5	52	43	82.7				102	94	92.2																									
		4341042	2023	3	40	30	75.0				104	91	87.5																									
	LIMEKHAYA SECONDARY SCHOOL	4341043	2024	3				32	31	96.9	14	12	85.7	13	10	76.9	78	78	100.0	54	42	77.8	84	66	78.6	40	30	75.0	90	63	70.0	18	16	88.9	11	10	90.9	
		4341043	2023	3				35	28	80.0	24	14	58.3	22	6	27.3	83	83	100.0	54	39	72.2	78	66	84.6	36	25	69.4	100	66	66.0	13	6	46.2	11	8	72.7	
	LINKSIDE HIGH SCHOOL	4341044	2024	4	20	18	90.0				85	77	90.6	53	37	69.8																						
		4341044	2023	5	14	12	85.7				84	64	76.2	42	32	76.2																						
	LOYISO SENIOR SECONDARY SCHOOL	4341045	2024	3	42	21	50.0				117	99	84.6	51	42	82.4	220	218	99.1	100	69	69.0	78	66	84.6	73	40	54.8	184	143	77.7	31	26	83.9	23	21	91.3	
		4341045	2023	3	32	5	15.6				81	56	69.1	35	24	68.6	165	163	98.8	84	60	71.4	63	53	84.1	68	42	61.8	138	95	68.8	27	19	70.4	21	21	100.0	



Province Districts	Centre Name	Centre Number	Exam Date	Quintile	Accounting			Agricultural Sciences			Business Studies			Economics			English First Additional Language			Geography			History			Life Sciences			Mathematical Literacy			Mathematics			Physical Sciences		
					Total Wrote	Achieved 30 - 100%	% Achieved at 30% and Above	Total Wrote	Achieved 30 - 100%	% Achieved at 30% and Above	Total Wrote	Achieved 30 - 100%	% Achieved at 30% and Above	Total Wrote	Achieved 30 - 100%	% Achieved at 30% and Above	Total Wrote	Achieved 30 - 100%	% Achieved at 30% and Above	Total Wrote	Achieved 30 - 100%	% Achieved at 30% and Above	Total Wrote	Achieved 30 - 100%	% Achieved at 30% and Above	Total Wrote	Achieved 30 - 100%	% Achieved at 30% and Above	Total Wrote	Achieved 30 - 100%	% Achieved at 30% and Above	Total Wrote	Achieved 30 - 100%	% Achieved at 30% and Above			
NELSON MANDELA METRO	LUNGISA HIGH SCHOOL	4341046	2024	3	9	7	77.8				38	31	81.6	48	48	100.0	107	107	100.0	49	49	100.0	41	38	92.7	44	38	86.4	89	88	98.9	18	9	50.0	9	9	100.0
		4341046	2023	3	10	5	50.0				33	25	75.8	51	40	78.4	77	77	100.0	27	24	88.9	29	20	69.0	20	19	95.0	65	50	76.9	13	4	30.8	7	6	85.7
	MARY MOUNT RC SECONDARY SCHOOL	4341047	2024	4	11	7	63.6				55	46	83.6				76	76	100.0							32	32	100.0	54	51	94.4	23	18	78.3	21	19	90.5
		4341047	2023	5	12	7	58.3				71	58	81.7				91	91	100.0							41	36	87.8	68	57	83.8	23	21	91.3	20	20	100.0
	MASIBAMBANE SENIOR SECONDARY SCHOOL	4341048	2024	3	9	8	88.9				27	22	81.5	9	9	100.0	87	87	100.0	59	43	72.9	35	34	97.1	23	16	69.6	69	63	91.3	14	6	42.9	11	7	63.6
		4341048	2023	3	20	15	75.0				34	26	76.5	20	12	60.0	88	87	98.9	57	37	64.9	17	17	100.0	32	17	53.1	61	55	90.2	8	6	75.0	11	6	54.5
	MASIPHATHISANE SENIOR SECONDARY	4341049	2024	3	17	16	94.1				65	57	87.7	27	27	100.0	278	277	99.6	132	95	72.0	121	94	77.7	98	79	80.6	217	182	83.9	61	35	57.4	55	36	65.5
		4341049	2023	3	19	14	73.7				115	88	76.5	53	31	58.5	283	282	99.6	114	99	86.8	113	87	77.0	116	78	67.2	247	194	78.5	37	31	83.8	36	28	77.8
	MC CARTHY COMPREHENSIVE SCHOOL	4341050	2024	3													87	86	98.9	17	10	58.8	39	19	48.7	21	1	4.8	38	22	57.9						
		4341050	2023	3													50	49	98.0	14	9	64.3	17	8	47.1	13	2	15.4	22	14	63.6						
	MFESANE SENIOR SECONDARY SCHOOL	4341051	2024	3	31	12	38.7	127	88	69.3	36	28	77.8	35	21	60.0	230	226	98.3	161	131	81.4	72	59	81.9	125	93	74.4	194	159	82.0	36	15	41.7	33	25	75.8
		4341051	2023	3	8	4	50.0	87	71	81.6	36	26	72.2	36	29	80.6	172	172	100.0	92	69	75.0	77	56	72.7	87	70	80.5	127	98	77.2	43	26	60.5	43	32	74.4
	MOLLY BLACKBURN S S S	4341052	2024	3	12	10	83.3				52	46	88.5	19	17	89.5	179	179	100.0	107	97	90.7	88	64	72.7	76	64	84.2	126	114	90.5	53	24	45.3	37	26	70.3
		4341052	2023	3	7	3	42.9				25	17	68.0	9	5	55.6	131	131	100.0	105	95	90.5	71	57	80.3	51	48	94.1	89	78	87.6	43	27	62.8	38	31	81.6
	MORNINGSIDE HIGH SCHOOL	4341053	2024	4	12	7	58.3				137	119	86.9							35	35	100.0	91	77	84.6	120	85	70.8	115	114	99.1	54	22	40.7	46	29	63.0
		4341053	2023	5	15	9	60.0				158	118	74.7							33	31	93.9	149	139	93.3	138	99	71.7	139	120	86.3	61	28	45.9	42	31	73.8
	MOTHERWELL HIGH SCHOOL	4341054	2024	3	64	54	84.4				202	176	87.1	134	110	82.1	272	272	100.0	36	32	88.9	71	64	90.1	55	53	96.4	218	200	91.7	55	52	94.5	48	42	87.5
		4341054	2023	3	34	32	94.1				140	130	92.9	109	100	91.7	241	241	100.0	82	59	72.0	29	25	86.2	75	53	70.7	205	186	90.7	37	36	97.3	35	33	94.3

Province Districts	Centre Name	Centre Number	Exam Date	Quintile	Accounting			Agricultural Sciences			Business Studies			Economics			English First Additional Language			Geography			History			Life Sciences			Mathematical Literacy			Mathematics			Physical Sciences		
					Total Wrote	Achieved 30 - 100%	% Achieved at 30% and Above	Total Wrote	Achieved 30 - 100%	% Achieved at 30% and Above	Total Wrote	Achieved 30 - 100%	% Achieved at 30% and Above	Total Wrote	Achieved 30 - 100%	% Achieved at 30% and Above	Total Wrote	Achieved 30 - 100%	% Achieved at 30% and Above	Total Wrote	Achieved 30 - 100%	% Achieved at 30% and Above	Total Wrote	Achieved 30 - 100%	% Achieved at 30% and Above	Total Wrote	Achieved 30 - 100%	% Achieved at 30% and Above	Total Wrote	Achieved 30 - 100%	% Achieved at 30% and Above	Total Wrote	Achieved 30 - 100%	% Achieved at 30% and Above			
NELSON MANDELA METRO	MUIR COLLEGE BOYS HIGH SCHOOL	4341055	2024	5	18	17	94.4												28	28	100.0	56	54	96.4	41	35	85.4	51	51	100.0	36	31	86.1	25	20	80.0	
		4341055	2023	5	19	16	84.2													32	32	100.0	63	62	98.4	39	33	84.6	50	50	100.0	39	38	97.4	21	17	81.0
	MZONTSUNDU SENIOR SECONDARY SCHOOL	4341056	2024	3						60	40	66.7	17	17	100.0	111	109	98.2	25	25	100.0	69	46	66.7	51	29	56.9	95	62	65.3	16	13	81.3	15	11	73.3	
		4341056	2023	3						37	26	70.3	9	5	55.6	83	83	100.0	21	21	100.0	55	46	83.6	48	29	60.4	65	49	75.4	20	13	65.0	19	14	73.7	
	NASRUDDIN ISLAMIC HIGH SCHOOL	4342057	2024	99						23	21	91.3										15	14	93.3	16	15	93.8	21	21	100.0	12	11	91.7	11	8	72.7	
		4342057	2023	99						24	20	83.3										13	13	100.0	18	16	88.9	22	22	100.0	13	11	84.6	11	6	54.5	
	NCEDO SENIOR SECONDARY SCHOOL	4341058	2024	3	18	17	94.4				35	32	91.4	35	32	91.4	114	114	100.0	69	56	81.2	63	61	96.8	36	33	91.7	97	89	91.8	17	16	94.1	16	12	75.0
		4341058	2023	3	11	9	81.8				20	20	100.0	20	14	70.0	73	73	100.0	34	32	94.1	39	38	97.4	33	28	84.8	59	52	88.1	14	10	71.4	14	13	92.9
	NDYEBO SENIOR SECONDARY SCHOOL	4341059	2024	3	16	15	93.8				57	42	73.7	16	15	93.8	122	122	100.0	37	35	94.6	71	67	94.4	62	47	75.8	102	84	82.4	19	13	68.4	19	14	73.7
		4341059	2023	3	21	16	76.2				71	47	66.2	11	11	100.0	152	151	99.3	62	47	75.8	97	84	86.6	81	61	75.3	124	101	81.5	25	17	68.0	26	20	76.9
	NDZONDELELO HIGH SCHOOL	4341060	2024	3	41	39	95.1				246	189	76.8	101	79	78.2	345	345	100.0	92	89	96.7	191	169	88.5	93	87	93.5	269	215	79.9	69	50	72.5	47	37	78.7
		4341060	2023	3	62	49	79.0				157	119	75.8	112	91	81.3	261	261	100.0	104	95	91.3	106	97	91.5	104	84	80.8	191	161	84.3	70	56	80.0	43	39	90.7
	NEWELL PUBLIC SECONDARY SCHOOL	4341061	2024	3	21	17	81.0				33	31	93.9				104	104	100.0	15	12	80.0	46	42	91.3	84	66	78.6	90	75	83.3	15	5	33.3	15	10	66.7
		4341061	2023	3	24	23	95.8				24	24	100.0				126	126	100.0	20	16	80.0	81	76	93.8	102	77	75.5	84	69	82.1	42	19	45.2	37	31	83.8
	NEWTON T H S	4341062	2024	4												1	1	100.0														44	39	88.6	44	36	81.8
		4341062	2023	5												3	3	100.0														36	27	75.0	36	26	72.2
	NKULULEKO SENIOR SCODARY SCHOOL	4341063	2024	3	6	3	50.0				46	33	71.7	17	5	29.4	101	101	100.0	47	35	74.5	84	58	69.0	13	11	84.6	93	61	65.6	10	5	50.0	7	4	57.1
		4341063	2023	3	3	3	100.0				41	28	68.3	8	4	50.0	116	115	99.1	75	67	89.3	86	74	86.0	27	23	85.2	105	83	79.0	11	7	63.6	9	7	77.8

Province Districts	Centre Name	Centre Number	Exam Date	Quintile	Accounting			Agricultural Sciences			Business Studies			Economics			English First Additional Language			Geography			History			Life Sciences			Mathematical Literacy			Mathematics			Physical Sciences			
					Total Wrote	Achieved 30 - 100%	% Achieved at 30% and Above	Total Wrote	Achieved 30 - 100%	% Achieved at 30% and Above	Total Wrote	Achieved 30 - 100%	% Achieved at 30% and Above	Total Wrote	Achieved 30 - 100%	% Achieved at 30% and Above	Total Wrote	Achieved 30 - 100%	% Achieved at 30% and Above	Total Wrote	Achieved 30 - 100%	% Achieved at 30% and Above	Total Wrote	Achieved 30 - 100%	% Achieved at 30% and Above	Total Wrote	Achieved 30 - 100%	% Achieved at 30% and Above	Total Wrote	Achieved 30 - 100%	% Achieved at 30% and Above	Total Wrote	Achieved 30 - 100%	% Achieved at 30% and Above				
NELSON MANDELA METRO	NORTHERN LIGHTS SCHOOL	4343064	2024	99							13	13	100.0				5	5	100.0																			
		4343064	2023	99								15	11	73.3				6	6	100.0																		
	PATERSON HIGH SCHOOL	4341065	2024	3	23	16	69.6					71	60	84.5				22	22	100.0				139	123	88.5	60	57	95.0	141	124	87.9	17	14	82.4	12	11	91.7
		4341065	2023	3	14	11	78.6					87	67	77.0				25	25	100.0				83	81	97.6	74	60	81.1	115	102	88.7	19	17	89.5	11	10	90.9
	PEARSON HIGH SCHOOL	4341066	2024	5	58	58	100.0					101	101	100.0				36	36	100.0	37	37	100.0	80	80	100.0	135	134	99.3	79	79	100.0	145	145	100.0	109	107	98.2
		4341066	2023	5	83	83	100.0					106	103	97.2				44	44	100.0	26	26	100.0	80	79	98.8	125	120	96.0	55	55	100.0	166	165	99.4	110	108	98.2
	PHAKAMISA SENIOR SECONDARY SCHOOL	4341067	2024	3	16	9	56.3					82	55	67.1	16	14	87.5	129	129	100.0	48	43	89.6	102	87	85.3	48	39	81.3	115	88	76.5	15	9	60.0	12	4	33.3
		4341067	2023	3	15	13	86.7					56	41	73.2	15	15	100.0	102	100	98.0	46	39	84.8	69	56	81.2	46	37	80.4	83	63	75.9	19	15	78.9	18	10	55.6
	PHAPHANI SENIOR SECONDARY SCHOOL	4341068	2024	3	9	8	88.9					43	29	67.4	44	40	90.9	122	120	98.4	42	38	90.5	82	57	69.5	33	29	87.9	67	43	64.2	47	22	46.8	30	14	46.7
		4341068	2023	3	16	15	93.8					35	21	60.0	45	31	68.9	117	117	100.0	30	15	50.0	103	77	74.8	25	24	96.0	77	47	61.0	42	23	54.8	23	18	78.3
	QAPHELANI SENIOR SECONDARY SCHOOL	4341069	2024	3								29	19	65.5	24	19	79.2	68	68	100.0	21	18	85.7	34	18	52.9	12	9	75.0	54	44	81.5	9	7	77.8	9	8	88.9
		4341069	2023	3								16	4	25.0	11	2	18.2	61	61	100.0	28	20	71.4	27	18	66.7	23	17	73.9	41	32	78.0	14	12	85.7	12	12	100.0
	REUBEN BIRIN SPECIAL SCHOOL	4343099	2024	99														6	5	83.3																		
		4343099	2023	1														5	2	40.0																		
	RIEBEEK COLLEGE GIRLS HIGH SCHOOL	4341070	2024	5	9	9	100.0					54	52	96.3										57	57	100.0	61	57	93.4	49	49	100.0	37	34	91.9	19	16	84.2
		4341070	2023	5	10	9	90.0					74	68	91.9							16	14	87.5	61	60	98.4	83	69	83.1	55	54	98.2	51	50	98.0	23	21	91.3
	ROCKLANDS INTERMEDIATE SCHOOL	4341071	2024	2								77	64	83.1				77	77	100.0				65	61	93.8	44	31	70.5	65	57	87.7	12	9	75.0	12	9	75.0
		4341071	2023	2								51	48	94.1				51	51	100.0				40	37	92.5	35	29	82.9	40	35	87.5	11	9	81.8	11	10	90.9

Province Districts	Centre Name	Centre Number	Exam Date	Quintile	Accounting			Agricultural Sciences			Business Studies			Economics			English First Additional Language			Geography			History			Life Sciences			Mathematical Literacy			Mathematics			Physical Sciences		
					Total Wrote	Achieved 30 - 100%	% Achieved at 30% and Above	Total Wrote	Achieved 30 - 100%	% Achieved at 30% and Above	Total Wrote	Achieved 30 - 100%	% Achieved at 30% and Above	Total Wrote	Achieved 30 - 100%	% Achieved at 30% and Above	Total Wrote	Achieved 30 - 100%	% Achieved at 30% and Above	Total Wrote	Achieved 30 - 100%	% Achieved at 30% and Above	Total Wrote	Achieved 30 - 100%	% Achieved at 30% and Above	Total Wrote	Achieved 30 - 100%	% Achieved at 30% and Above	Total Wrote	Achieved 30 - 100%	% Achieved at 30% and Above	Total Wrote	Achieved 30 - 100%	% Achieved at 30% and Above			
NELSON MANDELA METRO	SAKHISIZWE SENIOR SECONDARY SCHOOL	4341072	2024	3											54	54	100.0	27	24	88.9	43	34	79.1	33	30	90.9	30	25	83.3	20	14	70.0	18	17	94.4		
		4341072	2023	3												78	78	100.0	46	32	69.6	56	51	91.1	62	29	46.8	48	41	85.4	30	5	16.7	22	9	40.9	
	SANCTOR HIGH SCHOOL	4341073	2024	3							133	113	85.0							66	59	89.4	75	72	96.0	88	66	75.0	134	126	94.0	37	19	51.4	22	18	81.8
		4341073	2023	3							134	92	68.7							43	38	88.4	83	74	89.2	116	72	62.1	148	128	86.5	29	20	69.0	23	21	91.3
	SISONKE SENIOR SECONDARY SCHOOL	4341074	2024	3							6	6	100.0	5	4	80.0	26	26	100.0	21	16	76.2	13	11	84.6	7	4	57.1	26	19	73.1						
		4341074	2023	3							8	4	50.0	3	2	66.7	21	21	100.0	19	15	78.9	4	4	100.0	10	7	70.0	22	17	77.3						
	SOLOMON MAHLANGU HIGH SCHOOL	4341075	2024	3	30	29	96.7	20	19	95.0	45	33	73.3	54	51	94.4	275	275	100.0	161	136	84.5	135	102	75.6	101	97	96.0	168	151	89.9	107	77	72.0	68	58	85.3
		4341075	2023	3	9	9	100.0	10	7	70.0	56	34	60.7	80	52	65.0	217	217	100.0	113	99	87.6	101	85	84.2	64	56	87.5	150	128	85.3	68	49	72.1	38	35	92.1
	SOPHAKAMA SENIOR SECONDARY SCHOOL	4341076	2024	3							58	50	86.2				58	58	100.0	12	10	83.3	46	41	89.1	34	28	82.4	46	43	93.5	12	5	41.7			
		4341076	2023	3							76	39	51.3				76	74	97.4	15	14	93.3	60	55	91.7	34	22	64.7	61	37	60.7	15	6	40.0			
	SOQHAYISA SENIOR SECONDARY SCHOOL	4341077	2024	3	75	70	93.3				112	110	98.2	39	33	84.6	273	273	100.0	88	87	98.9	150	150	100.0	71	71	100.0	186	186	100.0	87	87	100.0	67	67	100.0
		4341077	2023	3	74	72	97.3				120	120	100.0	41	41	100.0	307	307	100.0	59	59	100.0	209	208	99.5	57	57	100.0	242	241	99.6	65	65	100.0	56	56	100.0
	ST ALBANS PRISON	4344098	2024	5							3	3	100.0				3	3	100.0				3	3	100.0				3	3	100.0						
	ST JAMES SENIOR SECONDARY SCHOOL	4341078	2024	4							100	96	96.0				43	43	100.0				99	94	94.9	61	46	75.4	98	86	87.8	16	10	62.5	14	12	85.7
		4341078	2023	4	9	9	100.0				53	49	92.5				24	24	100.0				70	68	97.1	61	42	68.9	47	44	93.6	23	14	60.9	17	16	94.1
	ST JUDES ACADEMY	4345514	2024	99	12	2	16.7				94	45	47.9				1	1	100.0				56	29	51.8	32	20	62.5	84	62	73.8	33	15	45.5	23	10	43.5
4345514		2023	99	10	4	40.0				82	44	53.7										48	40	83.3	35	23	65.7	81	63	77.8	29	13	44.8	20	9	45.0	

Province Districts	Centre Name	Centre Number	Exam Date	Quintile	Accounting			Agricultural Sciences			Business Studies			Economics			English First Additional Language			Geography			History			Life Sciences			Mathematical Literacy			Mathematics			Physical Sciences			
					Total Wrote	Achieved 30 - 100%	% Achieved at 30% and Above	Total Wrote	Achieved 30 - 100%	% Achieved at 30% and Above	Total Wrote	Achieved 30 - 100%	% Achieved at 30% and Above	Total Wrote	Achieved 30 - 100%	% Achieved at 30% and Above	Total Wrote	Achieved 30 - 100%	% Achieved at 30% and Above	Total Wrote	Achieved 30 - 100%	% Achieved at 30% and Above	Total Wrote	Achieved 30 - 100%	% Achieved at 30% and Above	Total Wrote	Achieved 30 - 100%	% Achieved at 30% and Above	Total Wrote	Achieved 30 - 100%	% Achieved at 30% and Above	Total Wrote	Achieved 30 - 100%	% Achieved at 30% and Above				
NELSON MANDELA METRO	ST THOMAS SENIOR SECONDARY SCHOOL	4341079	2024	3	28	21	75.0				128	93	72.7						54	48	88.9	86	68	79.1	62	47	75.8	126	115	91.3	18	10	55.6	14	8	57.1		
	ST THOMAS SENIOR SECONDARY SCHOOL	4341079	2023	3	70	37	52.9				111	76	68.5						51	41	80.4	95	79	83.2	85	61	71.8	123	118	95.9	35	17	48.6	34	17	50.0		
	STRELITZIA HIGH SCHOOL	4341080	2024	4	17	17	100.0				113	102	90.3	23	18	78.3	11	11	100.0				75	72	96.0	101	92	91.1	128	126	98.4	39	31	79.5	25	17	68.0	
	STRELITZIA HIGH SCHOOL	4341080	2023	5	24	19	79.2				98	90	91.8	30	22	73.3	16	16	100.0				41	41	100.0	105	85	81.0	115	112	97.4	34	29	85.3	21	15	71.4	
	THANDUXOLO SENIOR SECONDARY SCHOOL	4341082	2024	3							14	10	71.4				14	14	100.0				14	9	64.3				14	8	57.1							
	THANDUXOLO SENIOR SECONDARY SCHOOL	4341082	2023	3							13	12	92.3				17	17	100.0				13	11	84.6	4	4	100.0	13	8	61.5	4	2	50.0	4	4	100.0	
	THE HILL COLLEGE	4342083	2024	99							21	19	90.5										12	12	100.0	7	7	100.0	19	19	100.0	9	9	100.0	2	2	100.0	
	THE HILL COLLEGE	4342083	2023	99							19	16	84.2										9	9	100.0	13	12	92.3	16	16	100.0	13	11	84.6	6	6	100.0	
	TINARA HIGH SCHOOL	4341086	2024	3				35	29	82.9	38	30	78.9	10	6	60.0	55	55	100.0				29	24	82.8	36	28	77.8	53	37	69.8	21	8	38.1	11	6	54.5	
	TINARA HIGH SCHOOL	4341086	2023	3				21	9	42.9	16	13	81.3				37	37	100.0				20	17	85.0	17	12	70.6	37	32	86.5							
	TYHILULWAZI SENIOR SECONDARY SCHOOL	4341087	2024	3	3	2	66.7				44	38	86.4				84	83	98.8	6	6	100.0	59	39	66.1	37	30	81.1	60	54	90.0	17	5	29.4	22	13	59.1	
	TYHILULWAZI SENIOR SECONDARY SCHOOL	4341087	2023	3	4	2	50.0				19	11	57.9				83	82	98.8	8	5	62.5	54	41	75.9	53	37	69.8	52	39	75.0	23	7	30.4	23	12	52.2	
	UITENHAGE SENIOR SECONDARY SCHOOL	4341088	2024	4	30	28	93.3				159	128	80.5	41	25	61.0	78	78	100.0	75	70	93.3	145	135	93.1	93	78	83.9	200	187	93.5	53	33	62.3	34	26	76.5	
	UITENHAGE SENIOR SECONDARY SCHOOL	4341088	2023	4	17	12	70.6				161	128	79.5	37	14	37.8	90	90	100.0	75	62	82.7	164	142	86.6	79	50	63.3	222	191	86.0	25	19	76.0	17	16	94.1	
	URBAN ACADEMY	4342100	2024	99	17	9	52.9				55	48	87.3							30	30	100.0	29	25	86.2	40	34	85.0	63	61	96.8	22	20	90.9	16	14	87.5	
	URBAN ACADEMY	4342100	2023	99							61	48	78.7							40	31	77.5	32	29	90.6	70	49	70.0	78	75	96.2	24	24	100.0	18	13	72.2	
V M KWINANA S S S	4341089	2024	3													189	185	97.9															61	26	42.6	61	20	32.8
V M KWINANA S S S	4341089	2023	3													206	203	98.5														24	8	33.3	26	12	46.2	

Province Districts	Centre Name	Centre Number	Exam Date	Quintile	Accounting			Agricultural Sciences			Business Studies			Economics			English First Additional Language			Geography			History			Life Sciences			Mathematical Literacy			Mathematics			Physical Sciences			
					Total Wrote	Achieved 30 - 100%	% Achieved at 30% and Above	Total Wrote	Achieved 30 - 100%	% Achieved at 30% and Above	Total Wrote	Achieved 30 - 100%	% Achieved at 30% and Above	Total Wrote	Achieved 30 - 100%	% Achieved at 30% and Above	Total Wrote	Achieved 30 - 100%	% Achieved at 30% and Above	Total Wrote	Achieved 30 - 100%	% Achieved at 30% and Above	Total Wrote	Achieved 30 - 100%	% Achieved at 30% and Above	Total Wrote	Achieved 30 - 100%	% Achieved at 30% and Above	Total Wrote	Achieved 30 - 100%	% Achieved at 30% and Above	Total Wrote	Achieved 30 - 100%	% Achieved at 30% and Above				
NELSON MANDELA METRO	VICTORIA PARK HIGH SCHOOL	4341090	2024	5	39	34	87.2				113	103	91.2							35	35	100.0	42	41	97.6	68	67	98.5	103	102	99.0	93	83	89.2	49	43	87.8	
		4341090	2023	5	49	40	81.6				115	106	92.2								34	32	94.1	45	44	97.8	74	66	89.2	108	107	99.1	88	80	90.9	50	41	82.0
	VULUMZI SENIOR SECONDARY SCHOOL	4341091	2024	3	23	23	100.0	35	35	100.0	33	33	100.0	33	33	100.0	120	120	100.0	46	43	93.5	46	46	100.0	58	58	100.0	71	68	95.8	50	34	68.0	41	39	95.1	
		4341091	2023	3	17	12	70.6	36	36	100.0	17	15	88.2	17	16	94.1	113	113	100.0	53	44	83.0	51	50	98.0	60	59	98.3	68	57	83.8	45	26	57.8	45	38	84.4	
	WALMER HIGH SCHOOL	4341092	2024	3	22	21	95.5				68	67	98.5	53	43	81.1	213	213	100.0	133	122	91.7	165	162	98.2	129	121	93.8	188	177	94.1	24	24	100.0	22	19	86.4	
		4341092	2023	3	20	18	90.0				86	75	87.2	38	28	73.7	207	207	100.0	120	111	92.5	162	162	100.0	166	145	87.3	176	167	94.9	25	23	92.0	25	22	88.0	
	WESTERING HIGH SCHOOL	4341093	2024	5	37	36	97.3				149	138	92.6								13	13	100.0	40	39	97.5	76	73	96.1	143	142	99.3	60	49	81.7	40	34	85.0
		4341093	2023	5	40	39	97.5				145	138	95.2									16	16	100.0	38	33	86.8	81	70	86.4	139	139	100.0	52	47	90.4	31	29
	WESTVILLE SECONDARY SCHOOL	4341094	2024	3	33	30	90.9				124	98	79.0								27	24	88.9	50	43	86.0	41	34	82.9	108	95	88.0	31	16	51.6	13	9	69.2
		4341094	2023	3	40	19	47.5				151	81	53.6									36	23	63.9	102	75	73.5	50	35	70.0	158	101	63.9	34	18	52.9	15	8
	WOOLHOPE SECONDARY SCHOOL	4341095	2024	4	6	6	100.0				71	39	54.9				105	105	100.0	27	27	100.0	133	113	85.0	85	65	76.5	142	122	85.9	36	16	44.4	18	12	66.7	
		4341095	2023	4	12	9	75.0				59	36	61.0				97	97	100.0	57	42	73.7	89	80	89.9	69	52	75.4	144	126	87.5	29	16	55.2	13	11	84.6	
	ZANOLWAZI SENIOR SECONDARY SCHOOL	4341096	2024	3							39	27	69.2	38	19	50.0	107	107	100.0	68	58	85.3	59	50	84.7	42	26	61.9	97	76	78.4	10	9	90.0	10	9	90.0	
		4341096	2023	3							24	11	45.8	24	6	25.0	73	73	100.0	48	37	77.1	41	36	87.8	41	21	51.2	56	42	75.0	17	6	35.3	16	13	81.3	

Province Districts	Centre Name	Centre Number	Exam Date	Quintile	Accounting			Agricultural Sciences			Business Studies			Economics			English First Additional Language			Geography			History			Life Sciences			Mathematical Literacy			Mathematics			Physical Sciences		
					Total Wrote	Achieved 30 - 100%	% Achieved at 30% and Above	Total Wrote	Achieved 30 - 100%	% Achieved at 30% and Above	Total Wrote	Achieved 30 - 100%	% Achieved at 30% and Above	Total Wrote	Achieved 30 - 100%	% Achieved at 30% and Above	Total Wrote	Achieved 30 - 100%	% Achieved at 30% and Above	Total Wrote	Achieved 30 - 100%	% Achieved at 30% and Above	Total Wrote	Achieved 30 - 100%	% Achieved at 30% and Above	Total Wrote	Achieved 30 - 100%	% Achieved at 30% and Above	Total Wrote	Achieved 30 - 100%	% Achieved at 30% and Above	Total Wrote	Achieved 30 - 100%	% Achieved at 30% and Above			
OR TAMBO COASTAL	BEN MALI SENIOR SECONDARY SCHOOL	4281001	2024	1	23	23	100.0				50	46	92.0	23	23	100.0	102	101	99.0	52	46	88.5	27	24	88.9	79	56	70.9	27	24	88.9	75	42	56.0	52	34	65.4
		4281001	2023	1	17	6	35.3				17	9	52.9	88	46	52.3	153	147	96.1	65	54	83.1	71	52	73.2	136	63	46.3	71	51	71.8	82	39	47.6	65	45	69.2
	BHEKIZULU SENIOR SECONDARY SCHOOL	4281002	2024	3	19	13	68.4	16	16	100.0	19	15	78.9	19	18	94.7	174	174	100.0	140	136	97.1	83	82	98.8	157	142	90.4	99	88	88.9	77	64	83.1	74	61	82.4
		4281002	2023	3	23	19	82.6	24	21	87.5	23	20	87.0	23	15	65.2	182	182	100.0	131	116	88.5	92	90	97.8	157	112	71.3	100	85	85.0	76	48	63.2	66	40	60.6
	BODWENI SENIOR SECONDARY SCHOOL	4281003	2024	1	15	13	86.7	23	23	100.0	15	15	100.0	15	15	100.0	52	52	100.0	37	36	97.3				37	36	97.3	37	33	89.2	14	11	78.6	14	12	85.7
		4281003	2023	1	16	5	31.3	31	27	87.1	16	16	100.0	16	14	87.5	57	57	100.0	41	36	87.8				41	30	73.2	47	41	87.2	10	8	80.0	10	9	90.0
	BOTHA SGCAU SENIOR SECONDARY SCHOOL	4281004	2024	1	10	9	90.0	41	37	90.2	10	9	90.0	10	8	80.0	68	68	100.0	17	16	94.1	17	17	100.0	58	55	94.8				68	54	79.4	41	32	78.0
		4281004	2023	1	10	9	90.0	42	32	76.2	10	9	90.0	10	7	70.0	72	70	97.2	20	19	95.0	20	20	100.0	62	44	71.0				72	44	61.1	42	26	61.9
	BUKAZI SENIOR SECONDARY SCHOOL	4281068	2024	1	21	15	71.4	81	78	96.3	21	18	85.7	21	15	71.4	103	103	100.0	65	59	90.8				82	70	85.4	86	83	96.5	17	13	76.5	16	11	68.8
		4281068	2023	3	37	15	40.5	75	71	94.7	37	25	67.6	37	21	56.8	112	112	100.0	50	42	84.0				75	60	80.0	84	79	94.0	28	14	50.0	25	13	52.0
	CAGUBA S S S	4281078	2024	2	17	13	76.5				17	17	100.0	17	16	94.1	59	59	100.0	15	15	100.0	27	26	96.3	42	30	71.4	27	21	77.8	32	6	18.8	15	10	66.7
		4281078	2023	2	29	19	65.5				29	23	79.3	29	17	58.6	95	89	93.7	31	26	83.9	35	28	80.0	66	24	36.4	35	22	62.9	60	17	28.3	31	22	71.0
	CHIEF HENRY BOKLENI SENIOR SECONDARY	4281005	2024	2	27	27	100.0	57	57	100.0	28	25	89.3	28	25	89.3	254	254	100.0	210	207	98.6	88	85	96.6	226	214	94.7	119	111	93.3	133	101	75.9	81	65	80.2
		4281005	2023	2	17	17	100.0	47	44	93.6	18	17	94.4	17	17	100.0	195	195	100.0	169	163	96.4	64	61	95.3	177	164	92.7	78	66	84.6	117	82	70.1	67	49	73.1
	CIBENI SENIOR SECONDARY SCHOOL	4281006	2024	1	34	17	50.0	79	60	75.9	34	30	88.2	34	28	82.4	346	330	95.4	81	61	75.3	154	95	61.7	160	105	65.6	154	70	45.5	194	56	28.9	160	58	36.3
		4281006	2023	1	38	15	39.5	80	44	55.0	39	32	82.1	38	15	39.5	379	364	96.0	98	73	74.5	166	120	72.3	177	92	52.0	166	66	39.8	215	62	28.8	178	69	38.8
D Z DUMEZWENI S S S	4281007	2024	1													106	106	100.0	106	103	97.2	79	76	96.2	69	62	89.9	79	69	87.3	27	17	63.0	27	18	66.7	
	4281007	2023	1													108	108	100.0	108	101	93.5	74	73	98.6	81	71	87.7	74	69	93.2	33	22	66.7	33	27	81.8	



Province Districts	Centre Name	Centre Number	Exam Date	Quintile	Accounting			Agricultural Sciences			Business Studies			Economics			English First Additional Language			Geography			History			Life Sciences			Mathematical Literacy			Mathematics			Physical Sciences		
					Total Wrote	Achieved 30 - 100%	% Achieved at 30% and Above	Total Wrote	Achieved 30 - 100%	% Achieved at 30% and Above	Total Wrote	Achieved 30 - 100%	% Achieved at 30% and Above	Total Wrote	Achieved 30 - 100%	% Achieved at 30% and Above	Total Wrote	Achieved 30 - 100%	% Achieved at 30% and Above	Total Wrote	Achieved 30 - 100%	% Achieved at 30% and Above	Total Wrote	Achieved 30 - 100%	% Achieved at 30% and Above	Total Wrote	Achieved 30 - 100%	% Achieved at 30% and Above	Total Wrote	Achieved 30 - 100%	% Achieved at 30% and Above	Total Wrote	Achieved 30 - 100%	% Achieved at 30% and Above			
OR TAMBO COASTAL	DALIBUNGA COMPREHENSIVE HIGH SCHOOL	4281008	2024	1	46	43	93.5	206	193	93.7	48	48	100.0	48	43	89.6	292	287	98.3				105	96	91.4	207	171	82.6	135	106	78.5	99	37	37.4	111	99	89.2
		4281008	2023	1	35	29	82.9	140	115	82.1	35	32	91.4	37	30	81.1	210	207	98.6				81	70	86.4	153	118	77.1	81	53	65.4	80	35	43.8	82	73	89.0
	DIMANDA SENIOR SECONDARY SCHOOL	4281009	2024	2	24	19	79.2	103	99	96.1	24	21	87.5	36	33	91.7	239	238	99.6				78	64	82.1	181	153	84.5	78	56	71.8	139	42	30.2	103	78	75.7
		4281009	2023	2	26	18	69.2	104	102	98.1	26	22	84.6	40	35	87.5	243	240	98.8				73	62	84.9	177	122	68.9	72	49	68.1	144	63	43.8	104	80	76.9
	EBUHLANYANGA SECONDARY SCHOOL	4281083	2024	1				37	36	97.3							62	62	100.0	25	25	100.0	37	37	100.0	62	54	87.1	37	37	100.0	25	23	92.0	25	19	76.0
	FLAGSTAFF COMPREHENSIVE SCHOOL	4281010	2024	3	26	21	80.8	30	23	76.7	86	58	67.4	86	57	66.3	145	142	97.9	60	56	93.3				30	22	73.3	60	47	78.3	56	20	35.7	30	18	60.0
		4281010	2023	3	31	19	61.3	43	36	83.7	70	39	55.7	70	58	82.9	134	132	98.5	39	38	97.4				43	33	76.7	39	33	84.6	74	28	37.8	42	23	54.8
	GCINUMTHETHO SENIOR SECONDARY SCHOOL	4281011	2024	1	53	32	60.4	111	104	93.7	60	50	83.3	59	40	67.8	327	326	99.7	205	169	82.4	105	96	91.4	265	217	81.9	115	86	74.8	213	81	38.0	121	76	62.8
		4281011	2023	1	66	42	63.6	115	93	80.9	73	61	83.6	77	54	70.1	368	352	95.7	203	170	83.7	107	93	86.9	292	223	76.4	108	65	60.2	261	91	34.9	170	103	60.6
	GEBUZA SECONDARY SCHOOL	4281069	2024	1	16	13	81.3	15	15	100.0	16	16	100.0	80	76	95.0	80	79	98.8	64	64	100.0				64	56	87.5				80	56	70.0	49	47	95.9
		4281069	2023	3	14	10	71.4	21	18	85.7	14	14	100.0	55	47	85.5	56	56	100.0	42	39	92.9				42	21	50.0				56	28	50.0	21	20	95.2
	GOBINAMBA TECH COMM SENIOR SECONDARY	4281012	2024	2	30	10	33.3	47	36	76.6	33	28	84.8	33	20	60.6	140	140	100.0	71	64	90.1	48	43	89.6	108	76	70.4	71	57	80.3	70	27	38.6	53	22	41.5
		4281012	2023	2	28	20	71.4	51	46	90.2	33	28	84.8	38	30	78.9	190	182	95.8	109	84	77.1	79	68	86.1	155	105	67.7	104	78	75.0	85	36	42.4	77	52	67.5
	GWEBINDLALA SENIOR SECONDARY SCHOOL	4281076	2024	1				61	34	55.7							61	56	91.8	61	22	36.1				61	21	34.4				61	7	11.5	61	12	19.7
		4281076	2023	1				30	26	86.7							30	30	100.0	30	19	63.3				30	21	70.0				30	15	50.0	30	12	40.0
	GXABA SENIOR SECONDARY SCHOOL	4281013	2024	1	22	18	81.8	92	86	93.5	22	21	95.5	22	16	72.7	211	210	99.5	97	87	89.7	97	93	95.9	189	160	84.7	97	90	92.8	114	88	77.2	92	69	75.0
		4281013	2023	1	32	24	75.0	96	88	91.7	32	29	90.6	32	28	87.5	207	203	98.1	79	75	94.9	79	76	96.2	175	138	78.9	79	72	91.1	128	92	71.9	96	83	86.5

Province Districts	Centre Name	Centre Number	Exam Date	Quintile	Accounting			Agricultural Sciences			Business Studies			Economics			English First Additional Language			Geography			History			Life Sciences			Mathematical Literacy			Mathematics			Physical Sciences		
					Total Wrote	Achieved 30 - 100%	% Achieved at 30% and Above	Total Wrote	Achieved 30 - 100%	% Achieved at 30% and Above	Total Wrote	Achieved 30 - 100%	% Achieved at 30% and Above	Total Wrote	Achieved 30 - 100%	% Achieved at 30% and Above	Total Wrote	Achieved 30 - 100%	% Achieved at 30% and Above	Total Wrote	Achieved 30 - 100%	% Achieved at 30% and Above	Total Wrote	Achieved 30 - 100%	% Achieved at 30% and Above	Total Wrote	Achieved 30 - 100%	% Achieved at 30% and Above	Total Wrote	Achieved 30 - 100%	% Achieved at 30% and Above	Total Wrote	Achieved 30 - 100%	% Achieved at 30% and Above	Total Wrote	Achieved 30 - 100%	% Achieved at 30% and Above
					OR TAMBO COASTAL	HILLBROW SENIOR SECONDARY SCHOOL	4281014	2024	3	23	15	65.2	61	54	88.5	84	77	91.7	84	55	65.5	252	249	98.8	107	92	86.0	69	64	92.8	168	130	77.4	190	163	85.8	61
	SECONDARY SCHOOL	4281014	2023	3	29	17	58.6	139	75	54.0	65	45	69.2	65	41	63.1	253	252	99.6	131	108	82.4	85	78	91.8	143	103	72.0	179	157	87.7	74	41	55.4	45	37	82.2
	JIBA SENIOR SECONDARY SCHOOL	4281015	2024	1	28	20	71.4	42	40	95.2	28	23	82.1	28	28	100.0	98	98	100.0	28	25	89.3	28	28	100.0	70	64	91.4				98	24	24.5	42	34	81.0
	SECONDARY SCHOOL	4281015	2023	1	27	25	92.6	28	27	96.4	27	23	85.2	27	26	96.3	88	88	100.0	33	29	87.9	33	33	100.0	61	46	75.4				88	24	27.3	28	27	96.4
	JIKINDABA SENIOR SECONDARY SCHOOL	4281016	2024	1	27	25	92.6	36	34	94.4	52	52	100.0	27	27	100.0	143	143	100.0	55	55	100.0	32	32	100.0	59	55	93.2	57	47	82.5	86	53	61.6	59	44	74.6
	SECONDARY SCHOOL	4281016	2023	1	28	24	85.7	18	16	88.9	53	52	98.1	28	26	92.9	130	130	100.0	58	58	100.0	21	21	100.0	55	53	96.4	47	40	85.1	84	45	53.6	55	41	74.5
	KWA-MSIKWA HIGH SCHOOL	4281081	2024	1	30	26	86.7	78	70	89.7	30	30	100.0	30	30	100.0	131	131	100.0	101	101	100.0	57	57	100.0	67	65	97.0	57	56	98.2	74	54	73.0	44	35	79.5
	SCHOOL	4281081	2023	99	30	25	83.3	59	41	69.5	30	29	96.7	30	26	86.7	125	124	99.2	95	80	84.2	61	56	91.8	70	41	58.6	61	50	82.0	64	36	56.3	34	18	52.9
	LANGA SENIOR SECONDARY SCHOOL	4281017	2024	3	30	28	93.3				82	82	100.0	82	79	96.3	176	176	100.0	89	84	94.4				94	85	90.4	57	56	98.2	119	88	73.9	94	68	72.3
	SCHOOL	4281017	2023	3	30	28	93.3				88	77	87.5	89	76	85.4	243	242	99.6	152	135	88.8				154	125	81.2	62	56	90.3	180	112	62.2	154	103	66.9
	LUSIKISIKI CHRISTIAN SCHOOL	4282068	2024	99	11	11	100.0				10	10	100.0	5	5	100.0	43	43	100.0	28	23	82.1	30	29	96.7	36	25	69.4	8	7	87.5	35	15	42.9	27	18	66.7
	LUSIKISIKI COLLEGE	4285502	2023	2	13	8	61.5				14	10	71.4	12	7	58.3	47	46	97.9	33	29	87.9	25	21	84.0	34	23	67.6	16	9	56.3	30	15	50.0	24	20	83.3
	LUTSHAYA SENIOR SECONDARY SCHOOL	4281018	2024	1	13	11	84.6	32	32	100.0	13	11	84.6	13	11	84.6	211	210	99.5	166	113	68.1	128	107	83.6	73	58	79.5	166	120	72.3	45	28	62.2	32	23	71.9
	SCHOOL	4281018	2023	1	25	19	76.0	29	25	86.2	25	22	88.0	44	32	72.7	170	166	97.6	116	101	87.1	52	49	94.2	70	60	85.7	90	71	78.9	80	54	67.5	55	29	52.7
	MABALENGWE SENIOR SECONDARY SCHOOL	4281019	2024	1				74	48	64.9				10	7	70.0	107	105	98.1	85	69	81.2	74	67	90.5	56	53	94.6	70	61	87.1	37	19	51.4	22	18	81.8
	SCHOOL	4281019	2023	1				39	30	76.9				10	10	100.0	69	69	100.0	49	37	75.5	44	43	97.7	55	50	90.9	47	40	85.1	22	15	68.2	10	8	80.0
	MABHULANA NDAMASE HIGH SCHOOL	4281020	2024	1	24	16	66.7	28	22	78.6	24	20	83.3	24	19	79.2	72	70	97.2	20	17	85.0	19	18	94.7	48	42	87.5	19	13	68.4	53	17	32.1	29	24	82.8
	SCHOOL	4281020	2023	1	37	8	21.6	47	33	70.2	37	29	78.4	37	17	45.9	136	132	97.1	52	47	90.4	40	35	87.5	99	69	69.7	40	24	60.0	96	19	19.8	59	41	69.5

Province Districts	Centre Name	Centre Number	Exam Date	Quintile	Accounting			Agricultural Sciences			Business Studies			Economics			English First Additional Language			Geography			History			Life Sciences			Mathematical Literacy			Mathematics			Physical Sciences		
					Total Wrote	Achieved 30 - 100%	% Achieved at 30% and Above	Total Wrote	Achieved 30 - 100%	% Achieved at 30% and Above	Total Wrote	Achieved 30 - 100%	% Achieved at 30% and Above	Total Wrote	Achieved 30 - 100%	% Achieved at 30% and Above	Total Wrote	Achieved 30 - 100%	% Achieved at 30% and Above	Total Wrote	Achieved 30 - 100%	% Achieved at 30% and Above	Total Wrote	Achieved 30 - 100%	% Achieved at 30% and Above	Total Wrote	Achieved 30 - 100%	% Achieved at 30% and Above	Total Wrote	Achieved 30 - 100%	% Achieved at 30% and Above	Total Wrote	Achieved 30 - 100%	% Achieved at 30% and Above			
OR TAMBO COASTAL	MAJALI TECHNICAL HIGH SCHOOL	4281021	2024	1	92	73	79.3	264	228	86.4	92	72	78.3	92	70	76.1	414	402	97.1							264	236	89.4				356	205	57.6	263	161	61.2
		4281021	2023	1	81	59	72.8	186	149	80.1	81	56	69.1	81	70	86.4	330	322	97.6							186	142	76.3				267	111	41.6	186	131	70.4
	MAKUKHANYE SENIOR SECONDARY SCHOOL	4281022	2024	1	34	33	97.1	26	24	92.3	51	49	96.1	51	49	96.1	185	184	99.5	108	100	92.6	61	53	86.9	134	98	73.1	78	66	84.6	108	62	57.4	73	56	76.7
		4281022	2023	1	34	32	94.1	24	24	100.0	56	56	100.0	56	51	91.1	168	165	98.2	88	77	87.5	50	49	98.0	112	87	77.7	72	48	66.7	96	51	53.1	62	50	80.6
	MANGALA SENIOR SECONDARY SCHOOL	4281023	2024	3	38	28	73.7	29	27	93.1	38	35	92.1	38	30	78.9	215	202	94.0	149	145	97.3	96	83	86.5	176	151	85.8	96	79	82.3	119	98	82.4	81	74	91.4
		4281023	2023	3	52	50	96.2	27	25	92.6	52	50	96.2	52	43	82.7	217	216	99.5	140	137	97.9	73	73	100.0	163	139	85.3	74	59	79.7	143	99	69.2	92	81	88.0
	MATANDELA SENIOR SECONDARY SCHOOL	4281080	2024	2				48	43	89.6							115	115	100.0	67	52	77.6	67	50	74.6	115	77	67.0	67	58	86.6	48	29	60.4	48	39	81.3
		4281080	2023	99				38	33	86.8							72	72	100.0	34	24	70.6	34	22	64.7	72	30	41.7	34	23	67.6	38	19	50.0	38	28	73.7
	MAYIBENYE SENIOR SECONDARY SCHOOL	4281024	2024	1	11	10	90.9	48	48	100.0	38	29	76.3	11	11	100.0	123	123	100.0	88	88	100.0				85	84	98.8	61	59	96.7	61	38	62.3	60	41	68.3
		4281024	2023	1	5	5	100.0	112	83	74.1	51	26	51.0	5	5	100.0	186	186	100.0	107	98	91.6				135	91	67.4	88	79	89.8	98	36	36.7	59	42	71.2
	MDUTSHANE SENIOR SECONDARY SCHOOL	4281025	2024	1	27	15	55.6	36	24	66.7	27	23	85.2	27	16	59.3	87	85	97.7	60	47	78.3				60	34	56.7	56	26	46.4	31	5	16.1	24	11	45.8
		4281025	2023	1	13	11	84.6	24	21	87.5	13	12	92.3	13	10	76.9	50	50	100.0	28	27	96.4				37	29	78.4	28	18	64.3	22	11	50.0	22	17	77.3
	MEYISI SENIOR SECONDARY SCHOOL	4281026	2024	1	27	21	77.8	42	42	100.0	27	26	96.3	27	19	70.4	124	124	100.0	55	45	81.8	55	53	96.4	97	81	83.5	55	41	74.5	69	46	66.7	42	33	78.6
		4281026	2023	1	16	14	87.5	55	47	85.5	16	15	93.8	16	15	93.8	138	134	97.1	67	56	83.6	67	60	89.6	122	85	69.7	67	49	73.1	71	46	64.8	55	43	78.2
MFINIZWENI SENIOR SECONDARY SCHOOL	4281082	2024	1				83	65	78.3							83	79	95.2	42	32	76.2				82	48	58.5	42	38	90.5	41	13	31.7	41	27	65.9	

Province Districts	Centre Name	Centre Number	Exam Date	Quintile	Accounting			Agricultural Sciences			Business Studies			Economics			English First Additional Language			Geography			History			Life Sciences			Mathematical Literacy			Mathematics			Physical Sciences		
					Total Wrote	Achieved 30 - 100%	% Achieved at 30% and Above	Total Wrote	Achieved 30 - 100%	% Achieved at 30% and Above	Total Wrote	Achieved 30 - 100%	% Achieved at 30% and Above	Total Wrote	Achieved 30 - 100%	% Achieved at 30% and Above	Total Wrote	Achieved 30 - 100%	% Achieved at 30% and Above	Total Wrote	Achieved 30 - 100%	% Achieved at 30% and Above	Total Wrote	Achieved 30 - 100%	% Achieved at 30% and Above	Total Wrote	Achieved 30 - 100%	% Achieved at 30% and Above	Total Wrote	Achieved 30 - 100%	% Achieved at 30% and Above	Total Wrote	Achieved 30 - 100%	% Achieved at 30% and Above			
OR TAMBO COASTAL	MFINIZWENIN SENIOR SECONDARY SCHOOL	4281082	2023	99				71	40	56.3						70	70	100.0	25	20	80.0				71	24	33.8	25	20	80.0	46	17	37.0	46	30	65.2	
	MFUNDISWENI SENIOR SECONDARY SCHOOL	4281075	2024	1	18	9	50.0	28	26	92.9	42	37	88.1	42	34	81.0	70	70	100.0	28	28	100.0				28	26	92.9	24	17	70.8	46	28	60.9	28	20	71.4
		4281075	2023	1	25	17	68.0	38	30	78.9	52	44	84.6	25	25	100.0	90	87	96.7	90	77	85.6				38	24	63.2				90	29	32.2	38	18	47.4
	MGEZWA SENIOR SECONDARY SCHOOL	4281027	2024	2	38	34	89.5	64	58	90.6	60	59	98.3	60	56	93.3	238	238	100.0	178	173	97.2				178	155	87.1	22	20	90.9	216	90	41.7	114	64	56.1
		4281027	2023	2	28	21	75.0	47	44	93.6	64	64	100.0	64	47	73.4	220	220	100.0	156	154	98.7				156	136	87.2	36	35	97.2	184	116	63.0	109	82	75.2
	MHLANGA SENIOR SECONDARY SCHOOL	4281073	2024	1	41	41	100.0	124	124	100.0	42	42	100.0	41	40	97.6	189	189	100.0	94	94	100.0	70	70	100.0	77	73	94.8				189	129	68.3	78	73	93.6
		4281073	2023	3	44	43	97.7	126	124	98.4	44	44	100.0	44	30	68.2	197	197	100.0	67	66	98.5	40	40	100.0	113	109	96.5				197	156	79.2	113	111	98.2
	MHLANGANISWENI COMM&TECH S S S	4281028	2024	1	48	39	81.3				48	48	100.0	48	46	95.8	198	196	99.0	150	129	86.0	57	51	89.5	149	118	79.2				198	81	40.9	93	83	89.2
		4281028	2023	1	39	31	79.5				39	37	94.9	39	34	87.2	157	157	100.0	103	89	86.4	50	42	84.0	102	85	83.3	3	3	100.0	154	55	35.7	68	64	94.1
	MPINGANA SENIOR SECONDARY SCHOOL	4281029	2024	1	21	17	81.0	46	45	97.8	21	21	100.0	21	20	95.2	65	65	100.0							46	46	100.0				67	37	55.2	46	32	69.6
		4281029	2023	1	20	20	100.0	38	34	89.5	20	20	100.0	20	19	95.0	58	56	96.6							38	32	84.2				58	26	44.8	38	26	68.4
	MQAKAMA SENIOR SECONDARY SCHOOL	4281085	2024	1				22	17	77.3							22	22	100.0							22	17	77.3				22	10	45.5	22	14	63.6
	MQIKELA SENIOR SECONDARY SCHOOL	4281030	2024	2				21	18	85.7							186	178	95.7	109	85	78.0	60	45	75.0	49	41	83.7	60	48	80.0	70	32	45.7	70	47	67.1
		4281030	2023	2				11	10	90.9							128	125	97.7	73	64	87.7	19	18	94.7	83	54	65.1	19	19	100.0	65	29	44.6	65	41	63.1
	MTWENI SENIOR SECONDARY SCHOOL	4281031	2024	2				60	55	91.7							108	108	100.0	30	28	93.3	48	35	72.9	60	54	90.0	48	20	41.7	60	20	33.3	30	24	80.0
4281031		2023	2				90	62	68.9							142	140	98.6	66	50	75.8	54	48	88.9	91	63	69.2	52	22	42.3	91	20	22.0	24	21	87.5	

Province Districts	Centre Name	Centre Number	Exam Date	Quintile	Accounting			Agricultural Sciences			Business Studies			Economics			English First Additional Language			Geography			History			Life Sciences			Mathematical Literacy			Mathematics			Physical Sciences		
					Total Wrote	Achieved 30 - 100%	% Achieved at 30% and Above	Total Wrote	Achieved 30 - 100%	% Achieved at 30% and Above	Total Wrote	Achieved 30 - 100%	% Achieved at 30% and Above	Total Wrote	Achieved 30 - 100%	% Achieved at 30% and Above	Total Wrote	Achieved 30 - 100%	% Achieved at 30% and Above	Total Wrote	Achieved 30 - 100%	% Achieved at 30% and Above	Total Wrote	Achieved 30 - 100%	% Achieved at 30% and Above	Total Wrote	Achieved 30 - 100%	% Achieved at 30% and Above	Total Wrote	Achieved 30 - 100%	% Achieved at 30% and Above	Total Wrote	Achieved 30 - 100%	% Achieved at 30% and Above			
OR TAMBO COASTAL	MXHUME SENIOR SECONDARY SCHOOL	4281071	2024	1	26	14	53.8	134	123	91.8	26	25	96.2	52	39	75.0	160	160	100.0	134	127	94.8				108	92	85.2	26	26	100.0	134	39	29.1	108	68	63.0
		4281071	2023	3	33	9	27.3	132	103	78.0	33	31	93.9	33	24	72.7	165	164	99.4	132	108	81.8				132	92	69.7				165	36	21.8	132	73	55.3
	NDALISO SENIOR SECONDARY SCHOOL	4281032	2024	1	29	19	65.5	45	45	100.0	40	40	100.0	40	36	90.0	166	166	100.0	81	76	93.8	77	77	100.0	125	117	93.6	88	87	98.9	78	46	59.0	49	42	85.7
		4281032	2023	1	30	17	56.7	87	81	93.1	37	32	86.5	37	30	81.1	171	170	99.4	47	46	97.9	72	68	94.4	134	107	79.9	79	66	83.5	92	60	65.2	62	57	91.9
	NDAMASE SENIOR SECONDARY SCHOOL	4281033	2024	2	88	83	94.3	62	62	100.0	165	160	97.0	88	84	95.5	298	298	100.0	124	123	99.2	79	79	100.0	117	117	100.0	98	96	98.0	200	156	78.0	131	129	98.5
		4281033	2023	2	57	48	84.2	81	76	93.8	57	54	94.7	57	55	96.5	277	277	100.0	106	98	92.5	74	73	98.6	200	169	84.5	74	65	87.8	204	135	66.2	147	129	87.8
	NGOBOZANA SENIOR SECONDARY SCHOOL	4281074	2024	1				56	52	92.9							148	148	100.0	148	141	95.3	43	41	95.3	148	130	87.8				148	59	39.9	49	37	75.5
		4281074	2023	3				33	32	97.0							125	125	100.0	125	112	89.6	47	44	93.6	125	97	77.6				125	54	43.2	45	31	68.9
	NGQELENI SENIOR SECONDARY SCHOOL	4281034	2024	2										24	22	91.7	56	56	100.0	49	48	98.0	26	26	100.0	32	32	100.0	26	25	96.2	30	29	96.7	30	29	96.7
		4281034	2023	2										26	21	80.8	38	38	100.0	35	34	97.1	23	23	100.0	15	12	80.0	23	19	82.6	15	10	66.7	15	14	93.3
	NGUBEZULU SENIOR SECONDARY SCHOOL	4281035	2024	2	22	11	50.0				47	41	87.2	38	17	44.7	143	141	98.6	80	65	81.3	80	68	85.0	121	72	59.5	80	59	73.8	63	33	52.4	41	19	46.3
		4281035	2023	2	38	21	55.3				96	67	69.8	65	36	55.4	256	248	96.9	137	101	73.7	161	133	82.6	222	107	48.2	161	104	64.6	99	28	28.3	61	31	50.8
	NGWENYENI S S S	4281079	2024	1	24	24	100.0	30	30	100.0	24	24	100.0	24	23	95.8	82	82	100.0	28	28	100.0	28	28	100.0	30	30	100.0	28	24	85.7	54	42	77.8	30	29	96.7
		4281079	2023	2	26	25	96.2	32	32	100.0	27	26	96.3	27	25	92.6	89	89	100.0	31	31	100.0	31	31	100.0	32	31	96.9	31	28	90.3	59	46	78.0	32	32	100.0
	NKOS-MVINJELWA SENIOR SECONDARY SCHO	4281077	2024	1				63	42	66.7							136	135	99.3	77	68	88.3	47	45	95.7	107	85	79.4	51	42	82.4	85	49	57.6	85	51	60.0
		4281077	2023	3				100	80	80.0							180	180	100.0	84	70	83.3	40	34	85.0	140	110	78.6	43	29	67.4	137	63	46.0	136	95	69.9
	NOGEMANE SENIOR SECONDARY SCHOOL	4281036	2024	1				121	121	100.0							324	324	100.0	197	196	99.5	165	165	100.0	241	232	96.3	162	154	95.1	158	129	81.6	147	114	77.6
		4281036	2023	1				38	38	100.0							303	302	99.7	207	202	97.6	186	183	98.4	198	181	91.4	188	163	86.7	114	96	84.2	107	79	73.8

Province Districts	Centre Name	Centre Number	Exam Date	Quintile	Accounting			Agricultural Sciences			Business Studies			Economics			English First Additional Language			Geography			History			Life Sciences			Mathematical Literacy			Mathematics			Physical Sciences		
					Total Wrote	Achieved 30 - 100%	% Achieved at 30% and Above	Total Wrote	Achieved 30 - 100%	% Achieved at 30% and Above	Total Wrote	Achieved 30 - 100%	% Achieved at 30% and Above	Total Wrote	Achieved 30 - 100%	% Achieved at 30% and Above	Total Wrote	Achieved 30 - 100%	% Achieved at 30% and Above	Total Wrote	Achieved 30 - 100%	% Achieved at 30% and Above	Total Wrote	Achieved 30 - 100%	% Achieved at 30% and Above	Total Wrote	Achieved 30 - 100%	% Achieved at 30% and Above	Total Wrote	Achieved 30 - 100%	% Achieved at 30% and Above	Total Wrote	Achieved 30 - 100%	% Achieved at 30% and Above			
OR TAMBO COASTAL	NTAFUFU SENIOR SECONDARY SCHOOL	4281037	2024	1	27	17	63.0	56	49	87.5	28	25	89.3	27	21	77.8	205	205	100.0	137	118	86.1	72	65	90.3	106	91	85.8	72	64	88.9	134	80	59.7	90	69	76.7
		4281037	2023	1	38	24	63.2	55	42	76.4	38	29	76.3	110	78	70.9	216	213	98.6	141	118	83.7	72	64	88.9	107	66	61.7	72	57	79.2	143	74	51.7	90	60	66.7
	NTSHILINI SENIOR SECONDARY SCHOOL	4281038	2024	1	46	45	97.8	78	69	88.5	47	44	93.6	46	41	89.1	208	208	100.0	84	78	92.9	91	76	83.5	162	140	86.4	103	83	80.6	105	51	48.6	70	52	74.3
		4281038	2023	1	38	36	94.7	80	61	76.3	40	35	87.5	41	30	73.2	187	182	97.3	68	66	97.1	81	74	91.4	147	109	74.1	89	61	68.5	98	29	29.6	66	29	43.9
	NYANGILIZWE SENIOR SECONDARY SCHOOL	4281039	2024	3	40	27	67.5				39	39	100.0	40	38	95.0	191	190	99.5	93	73	78.5	93	89	95.7	58	55	94.8	94	63	67.0	98	48	49.0	58	56	96.6
		4281039	2023	3	30	27	90.0	70	37	52.9	69	67	97.1	30	27	90.0	198	192	97.0	58	54	93.1	70	61	87.1	128	83	64.8	108	60	55.6	89	45	50.6	59	54	91.5
	PALMERTON HIGH SCHOOL	4281040	2024	2				141	131	92.9	55	53	96.4				196	195	99.5	135	127	94.1	96	95	99.0	141	127	90.1	151	141	93.4	45	35	77.8	45	35	77.8
		4281040	2023	2				123	100	81.3	59	49	83.1				227	224	98.7	193	164	85.0	92	85	92.4	168	124	73.8	150	116	77.3	76	37	48.7	76	27	35.5
	PANGELELE SENIOR SECONDARY SCHOOL	4281041	2024	1	12	9	75.0	32	27	84.4	42	36	85.7	38	32	84.2	123	122	99.2	78	72	92.3	47	41	87.2	111	73	65.8	56	46	82.1	64	28	43.8	64	31	48.4
		4281041	2023	1	14	7	50.0	32	25	78.1	49	40	81.6	43	32	74.4	132	131	99.2	85	73	85.9	49	43	87.8	118	82	69.5	50	42	84.0	82	23	28.0	68	32	47.1
	PHAMBILI SENIOR SECONDARY SCHOOL	4281042	2024	1	27	27	100.0	49	48	98.0	27	22	81.5	27	23	85.2	117	117	100.0	90	85	94.4				90	70	77.8	27	24	88.9	90	34	37.8	41	23	56.1
		4281042	2023	1	29	28	96.6	60	45	75.0	29	27	93.1	29	26	89.7	131	131	100.0	102	82	80.4				102	70	68.6	40	30	75.0	91	21	23.1	42	18	42.9
	PONDOLWENDLOVU SENIOR SECONDARY SCH	4281043	2024	1	45	39	86.7				45	44	97.8	45	44	97.8	240	238	99.2	194	152	78.4	118	97	82.2	77	70	90.9	119	87	73.1	121	49	40.5	77	63	81.8
		4281043	2023	1	32	24	75.0				32	32	100.0	32	31	96.9	186	186	100.0	154	135	87.7	91	82	90.1	63	56	88.9	91	72	79.1	95	51	53.7	63	58	92.1
	PORT ST JOHNS S S S	4281044	2024	3	33	19	57.6				83	77	92.8	61	47	77.0	173	173	100.0	97	89	91.8	77	74	96.1	75	57	76.0	103	86	83.5	70	54	77.1	63	33	52.4
		4281044	2023	3	36	20	55.6				93	45	48.4	47	33	70.2	164	161	98.2	101	70	69.3	74	59	79.7	55	40	72.7	95	56	58.9	69	24	34.8	54	31	57.4
	RIVERSIDE SENIOR SECONDARY SCHOOL	4282045	2024	99							24	17	70.8				24	24	100.0	21	17	81.0	11	11	100.0	23	18	78.3	11	10	90.9	12	8	66.7	12	8	66.7
		4282045	2023	99							15	12	80.0				17	17	100.0	17	14	82.4	10	8	80.0	17	14	82.4	10	8	80.0	7	5	71.4	7	4	57.1

Province Districts	Centre Name	Centre Number	Exam Date	Quintile	Accounting			Agricultural Sciences			Business Studies			Economics			English First Additional Language			Geography			History			Life Sciences			Mathematical Literacy			Mathematics			Physical Sciences		
					Total Wrote	Achieved 30 - 100%	% Achieved at 30% and Above	Total Wrote	Achieved 30 - 100%	% Achieved at 30% and Above	Total Wrote	Achieved 30 - 100%	% Achieved at 30% and Above	Total Wrote	Achieved 30 - 100%	% Achieved at 30% and Above	Total Wrote	Achieved 30 - 100%	% Achieved at 30% and Above	Total Wrote	Achieved 30 - 100%	% Achieved at 30% and Above	Total Wrote	Achieved 30 - 100%	% Achieved at 30% and Above	Total Wrote	Achieved 30 - 100%	% Achieved at 30% and Above	Total Wrote	Achieved 30 - 100%	% Achieved at 30% and Above	Total Wrote	Achieved 30 - 100%	% Achieved at 30% and Above			
OR TAMBO COASTAL	SANDI SENIOR SECONDARY SCHOOL	4281046	2024	1	42	36	85.7	68	66	97.1	116	108	93.1	42	39	92.9	323	323	100.0	135	130	96.3	138	138	100.0	154	140	90.9	176	165	93.8	146	115	78.8	143	135	94.4
		4281046	2023	1	38	37	97.4	63	61	96.8	64	61	95.3	49	48	98.0	302	301	99.7	133	126	94.7	120	120	100.0	193	159	82.4	173	166	96.0	131	117	89.3	130	124	95.4
	SANGONI SENIOR SECONDARY SCHOOL	4281047	2024	2				72	60	83.3	30	23	76.7	17	17	100.0	145	145	100.0	73	66	90.4	53	45	84.9	115	106	92.2	70	54	77.1	75	30	40.0	75	42	56.0
		4281047	2023	2	52	17	32.7	81	68	84.0	53	48	90.6	53	43	81.1	243	234	96.3	137	101	73.7	77	63	81.8	192	114	59.4	103	70	68.0	143	34	23.8	90	55	61.1
	SEHUSHE COMM SCHOOL	4281048	2024	3	117	99	84.6				177	157	88.7	177	141	79.7	230	227	98.7							53	51	96.2	60	48	80.0	170	51	30.0	53	30	56.6
		4281048	2023	2	230	99	43.0				150	123	82.0	150	104	69.3	229	229	100.0							80	49	61.3	57	40	70.2	173	43	24.9	80	40	50.0
	SIWALI SENIOR SECONDARY SCHOOL	4281049	2024	1	29	17	58.6	93	90	96.8	49	49	100.0	29	22	75.9	142	142	100.0	113	111	98.2				113	109	96.5	52	45	86.5	90	32	35.6	57	53	93.0
		4281049	2023	1	30	18	60.0	63	56	88.9	41	39	95.1	30	25	83.3	109	109	100.0	79	70	88.6				79	67	84.8				109	25	22.9	42	32	76.2
	SMUTS NDAMASE S S S	4281050	2024	1	9	9	100.0	22	22	100.0	9	7	77.8	9	9	100.0	98	94	95.9	37	33	89.2	24	22	91.7	59	50	84.7	24	22	91.7	44	28	63.6	35	17	48.6
		4281050	2023	1				19	18	94.7							69	69	100.0	24	22	91.7	24	24	100.0	43	36	83.7	24	22	91.7	19	11	57.9	19	13	68.4
	SOBABA HIGH SCHOOL	4281051	2024	1	21	19	90.5				22	21	95.5	21	19	90.5	173	167	96.5	152	128	84.2	73	59	80.8	152	108	71.1	73	61	83.6	101	47	46.5	79	44	55.7
		4281051	2023	1	24	18	75.0				24	21	87.5	24	19	79.2	172	165	95.9	149	123	82.6	82	74	90.2	149	68	45.6	83	61	73.5	91	37	40.7	68	46	67.6
	ST PATRICKS SENIOR SECONDARY SCHOOL	4281052	2024	3	28	27	96.4	38	38	100.0	28	27	96.4	28	26	92.9	231	231	100.0	165	161	97.6	90	87	96.7	203	190	93.6	90	88	97.8	141	99	70.2	113	108	95.6
		4281052	2023	3	31	28	90.3	51	44	86.3	31	29	93.5	31	30	96.8	216	215	99.5	134	126	94.0	43	41	95.3	185	160	86.5	43	39	90.7	173	121	69.9	142	125	88.0
	THABAZI SENIOR SECONDARY SCHOOL	4281070	2024	1	46	43	93.5	117	112	95.7	46	46	100.0	46	46	100.0	274	274	100.0	156	153	98.1	156	156	100.0	183	179	97.8	156	143	91.7	118	92	78.0	72	65	90.3
		4281070	2023	3	36	36	100.0	110	105	95.5	36	36	100.0	36	35	97.2	215	215	100.0	120	117	97.5	120	118	98.3	128	125	97.7	69	61	88.4	146	74	50.7	59	57	96.6
	TOLI SENIOR SECONDARY SCHOOL	4281054	2024	1	80	73	91.3	62	62	100.0	87	69	79.3	87	80	92.0	450	449	99.8	239	230	96.2	87	85	97.7	363	347	95.6	132	116	87.9	317	255	80.4	276	244	88.4
		4281054	2023	1	109	105	96.3	48	48	100.0	91	85	93.4	91	86	94.5	461	461	100.0	254	248	97.6	74	72	97.3	370	352	95.1	110	102	92.7	352	301	85.5	297	263	88.6



Province Districts	Centre Name	Centre Number	Exam Date	Quintile	Accounting			Agricultural Sciences			Business Studies			Economics			English First Additional Language			Geography			History			Life Sciences			Mathematical Literacy			Mathematics			Physical Sciences		
					Total Wrote	Achieved 30 - 100%	% Achieved at 30% and Above	Total Wrote	Achieved 30 - 100%	% Achieved at 30% and Above	Total Wrote	Achieved 30 - 100%	% Achieved at 30% and Above	Total Wrote	Achieved 30 - 100%	% Achieved at 30% and Above	Total Wrote	Achieved 30 - 100%	% Achieved at 30% and Above	Total Wrote	Achieved 30 - 100%	% Achieved at 30% and Above	Total Wrote	Achieved 30 - 100%	% Achieved at 30% and Above	Total Wrote	Achieved 30 - 100%	% Achieved at 30% and Above	Total Wrote	Achieved 30 - 100%	% Achieved at 30% and Above	Total Wrote	Achieved 30 - 100%	% Achieved at 30% and Above			
OR TAMBO COASTAL	TUTOR NDAMASE S S S	4281055	2024	2	12	12	100.0	37	35	94.6	12	12	100.0	12	11	91.7	248	247	99.6	142	134	94.4	145	133	91.7	236	186	78.8	145	137	94.5	103	87	84.5	91	71	78.0
		4281055	2023	2	36	36	100.0	36	34	94.4	36	36	100.0	36	30	83.3	283	278	98.2	199	190	95.5	148	135	91.2	211	158	74.9	148	127	85.8	135	99	73.3	99	84	84.8
	UPPER CORANA SENIOR SECONDARY SCHOOL	4281056	2024	3				30	29	96.7	46	36	78.3	44	24	54.5	76	75	98.7				45	35	77.8	30	29	96.7	46	35	76.1	30	21	70.0	30	16	53.3
		4281056	2023	3				36	29	80.6	42	29	69.0	42	19	45.2	77	75	97.4				42	34	81.0	36	25	69.4	42	24	57.1	36	12	33.3	35	17	48.6
	VAKELE TECHNICAL S S S	4281057	2024	1				43	40	93.0							103	100	97.1							43	35	81.4				43	14	32.6	43	21	48.8
		4281057	2023	1				21	21	100.0							60	59	98.3							21	21	100.0				21	15	71.4	21	21	100.0
	VICTOR POTO SENIOR SECONDARY SCHOOL	4281058	2024	1	29	21	72.4	33	33	100.0	29	28	96.6	29	29	100.0	255	254	99.6	78	59	75.6	171	162	94.7	56	54	96.4	200	175	87.5	56	37	66.1	56	45	80.4
		4281058	2023	1	49	39	79.6	39	38	97.4	49	47	95.9	49	47	95.9	236	234	99.2	55	48	87.3	133	130	97.7	54	49	90.7	181	147	81.2	55	32	58.2	54	49	90.7
	VULINDLELA SENIOR SECONDARY SCHOOL	4281059	2024	1	11	8	72.7				13	9	69.2	20	16	80.0	134	133	99.3	114	102	89.5	57	55	96.5	121	99	81.8	57	50	87.7	77	33	42.9	66	40	60.6
		4281060	2024	1	27	21	77.8	94	86	91.5	27	22	81.5	27	21	77.8	165	163	98.8	138	134	97.1	44	43	97.7	138	130	94.2	117	105	89.7	48	11	22.9	43	36	83.7
		4281059	2023	1	20	13	65.0				27	19	70.4	27	23	85.2	140	137	97.9	113	85	75.2	51	44	86.3	113	80	70.8	51	30	58.8	89	30	33.7	69	44	63.8
		4281060	2023	1	25	12	48.0	140	129	92.1	25	19	76.0	25	21	84.0	237	236	99.6	212	180	84.9	72	71	98.6	212	146	68.9	155	105	67.7	82	23	28.0	72	40	55.6
	WABAN SENIOR SECONDARY SCHOOL	4281061	2024	1				27	24	88.9							114	114	100.0	87	86	98.9	49	46	93.9	65	53	81.5	49	43	87.8	65	41	63.1	65	45	69.2
		4281061	2023	1				19	18	94.7							98	97	99.0	79	77	97.5	49	49	100.0	98	75	76.5	49	48	98.0	49	39	79.6	49	45	91.8
	WALTER CINGO SENIOR SECONDARY SCHOOL	4281062	2024	1	27	22	81.5	270	237	87.8	27	27	100.0	27	27	100.0	297	296	99.7	204	184	90.2	79	79	100.0	270	193	71.5	205	171	83.4	92	40	43.5	65	51	78.5
		4281062	2023	1	33	28	84.8	195	182	93.3	33	30	90.9	33	32	97.0	228	228	100.0	124	121	97.6				194	166	85.6	124	102	82.3	104	40	38.5	71	63	88.7
	XHENTSE SENIOR SECONDARY SCHOOL	4281063	2024	1													63	62	98.4	63	51	81.0	37	28	75.7	63	39	61.9	37	34	91.9	26	16	61.5	26	21	80.8
		4281063	2023	1													76	74	97.4	77	65	84.4	51	47	92.2	77	45	58.4	51	39	76.5	26	21	80.8	26	23	88.5

Province Districts	Centre Name	Centre Number	Exam Date	Quintile	Accounting			Agricultural Sciences			Business Studies			Economics			English First Additional Language			Geography			History			Life Sciences			Mathematical Literacy			Mathematics			Physical Sciences		
					Total Wrote	Achieved 30 - 100%	% Achieved at 30% and Above	Total Wrote	Achieved 30 - 100%	% Achieved at 30% and Above	Total Wrote	Achieved 30 - 100%	% Achieved at 30% and Above	Total Wrote	Achieved 30 - 100%	% Achieved at 30% and Above	Total Wrote	Achieved 30 - 100%	% Achieved at 30% and Above	Total Wrote	Achieved 30 - 100%	% Achieved at 30% and Above	Total Wrote	Achieved 30 - 100%	% Achieved at 30% and Above	Total Wrote	Achieved 30 - 100%	% Achieved at 30% and Above	Total Wrote	Achieved 30 - 100%	% Achieved at 30% and Above	Total Wrote	Achieved 30 - 100%	% Achieved at 30% and Above			
OR TAMBO COASTAL	ZANOKHANYO SENIOR SECONDARY SCHOOL	4281064	2024	2	78	56	71.8				77	69	89.6	82	72	87.8	412	410	99.5	326	293	89.9	153	142	92.8	218	187	85.8	153	111	72.5	260	124	47.7	186	157	84.4
	ZANOKHANYO SENIOR SECONDARY SCHOOL	4281064	2023	2	78	60	76.9				81	70	86.4	78	62	79.5	375	363	96.8	295	259	87.8	146	129	88.4	176	139	79.0	147	87	59.2	227	80	35.2	151	97	64.2
	ZWELIBONGILE SENIOR SECONDARY SCHOOL	4281065	2024	1	11	11	100.0				11	11	100.0	11	11	100.0	52	52	100.0	41	39	95.1	18	18	100.0	41	38	92.7	18	16	88.9	34	7	20.6	23	22	95.7
	ZWELIBONGILE SENIOR SECONDARY SCHOOL	4281065	2023	2	9	9	100.0	10	10	100.0	9	9	100.0	9	9	100.0	51	50	98.0	32	30	93.8	15	15	100.0	42	33	78.6	15	13	86.7	36	14	38.9	27	26	96.3
OR TAMBO INLAND	A V PLATJIE S S S	4291001	2024	3				29	27	93.1							100	100	100.0	71	62	87.3	42	42	100.0	100	85	85.0	42	36	85.7	58	39	67.2	58	27	46.6
	A V PLATJIE S S S	4291001	2023	3				25	21	84.0							82	81	98.8	57	53	93.0	37	37	100.0	83	57	68.7	37	28	75.7	46	26	56.5	46	29	63.0
	ATTWELL MADALA HIGH SCHOOL	4291002	2024	3	41	22	53.7	174	128	73.6	41	33	80.5	127	77	60.6	267	267	100.0	141	114	80.9	197	184	93.4	227	182	80.2	121	100	82.6	147	53	36.1	124	64	51.6
	ATTWELL MADALA HIGH SCHOOL	4291002	2023	4	49	31	63.3	107	95	88.8	49	40	81.6	49	38	77.6	268	268	100.0	112	99	88.4	86	83	96.5	219	182	83.1	86	70	81.4	182	78	42.9	133	76	57.1
	BAMBILANGA SENIOR SECONDARY SCHOOL	4291003	2024	1				22	22	100.0							73	73	100.0	51	48	94.1	51	49	96.1	22	22	100.0	51	46	90.2	22	17	77.3	22	22	100.0
	BAMBILANGA SENIOR SECONDARY SCHOOL	4291003	2023	1				17	17	100.0							60	60	100.0	43	37	86.0	43	39	90.7	17	17	100.0	43	33	76.7	17	14	82.4	17	17	100.0
	BAZINDLOVU SENIOR SECONDARY SCHOOL	4291004	2024	2	73	60	82.2	95	85	89.5	73	63	86.3	73	57	78.1	280	279	99.6	112	98	87.5	91	79	86.8	207	171	82.6	132	108	81.8	148	113	76.4	115	76	66.1
	BAZINDLOVU SENIOR SECONDARY SCHOOL	4291004	2023	2	63	46	73.0	82	62	75.6	65	47	72.3	64	33	51.6	218	212	97.2	74	63	85.1	65	52	80.0	156	119	76.3	86	76	88.4	134	66	49.3	90	72	80.0
	BELE ZINGCUKA TECHNICAL COLLEGE	4291005	2024	3													47	44	93.6																		
	BELE ZINGCUKA TECHNICAL COLLEGE	4291005	2023	3													55	54	98.2																		
BUWA SENIOR SECONDARY SCHOOL	4291006	2024	1				31	31	100.0							71	71	100.0	40	40	100.0	40	40	100.0	71	62	87.3	40	39	97.5	31	29	93.5	31	30	96.8	
BUWA SENIOR SECONDARY SCHOOL	4291006	2023	1				15	15	100.0							47	47	100.0	32	31	96.9	32	32	100.0	47	41	87.2	32	31	96.9	15	12	80.0	15	15	100.0	

Province Districts	Centre Name	Centre Number	Exam Date	Quintile	Accounting			Agricultural Sciences			Business Studies			Economics			English First Additional Language			Geography			History			Life Sciences			Mathematical Literacy			Mathematics			Physical Sciences		
					Total Wrote	Achieved 30 - 100%	% Achieved at 30% and Above	Total Wrote	Achieved 30 - 100%	% Achieved at 30% and Above	Total Wrote	Achieved 30 - 100%	% Achieved at 30% and Above	Total Wrote	Achieved 30 - 100%	% Achieved at 30% and Above	Total Wrote	Achieved 30 - 100%	% Achieved at 30% and Above	Total Wrote	Achieved 30 - 100%	% Achieved at 30% and Above	Total Wrote	Achieved 30 - 100%	% Achieved at 30% and Above	Total Wrote	Achieved 30 - 100%	% Achieved at 30% and Above	Total Wrote	Achieved 30 - 100%	% Achieved at 30% and Above	Total Wrote	Achieved 30 - 100%	% Achieved at 30% and Above			
OR TAMBO INLAND	CAMERON NGUDLE S S S	4291007	2024	2	15	14	93.3				15	15	100.0	15	15	100.0	63	63	100.0	48	46	95.8				48	46	95.8				63	40	63.5	48	39	81.3
		4291007	2023	2	25	22	88.0				25	25	100.0	25	25	100.0	67	67	100.0	42	42	100.0				42	41	97.6				67	30	44.8	42	40	95.2
	CHIEF N Z MTIRARA S S S	4291008	2024	3				26	25	96.2							90	90	100.0	62	53	85.5	45	45	100.0	45	41	91.1	45	44	97.8	45	16	35.6	28	11	39.3
		4291008	2023	3				44	41	93.2							97	96	99.0	71	63	88.7	43	42	97.7	54	39	72.2	43	40	93.0	54	16	29.6	26	15	57.7
	CHRIST THE KING INT SCHOOL	4292103	2024	99	2	2	100.0	10	9	90.0	4	3	75.0	3	3	100.0	28	28	100.0	13	11	84.6	9	7	77.8	20	17	85.0	10	6	60.0	18	3	16.7	8	2	25.0
		4292103	2023	99	4	2	50.0	8	3	37.5	9	7	77.8	6	2	33.3	24	24	100.0	10	8	80.0	9	6	66.7	14	8	57.1	16	10	62.5	9	0	0.0	4	1	25.0
	DALIBASO SENIOR SECONDARY SCHOOL	4291009	2024	2	34	33	97.1	83	82	98.8	36	36	100.0	58	57	98.3	249	249	100.0	56	56	100.0	73	72	98.6	213	185	86.9	125	118	94.4	124	105	84.7	118	101	85.6
		4291009	2023	2	31	30	96.8	35	33	94.3	31	29	93.5	31	27	87.1	189	189	100.0	54	53	98.1	69	67	97.1	158	131	82.9	99	89	89.9	90	50	55.6	89	66	74.2
	DALINDYEBO SENIOR SECONDARY SCHOOL	4291010	2024	1	22	16	72.7	77	72	93.5	22	19	86.4	22	19	86.4	174	173	99.4	103	87	84.5	57	49	86.0	95	62	65.3	103	87	84.5	71	18	25.4	49	22	44.9
		4291010	2023	1	20	15	75.0	80	71	88.8	20	13	65.0	20	14	70.0	163	161	98.8	94	78	83.0	42	38	90.5	101	69	68.3	42	28	66.7	121	34	28.1	49	37	75.5
	DALUHLANGA SENIOR SECONDARY SCHOOL	4291011	2024	1				36	27	75.0							36	36	100.0	36	35	97.2				36	23	63.9	36	33	91.7						
		4291011	2023	1				26	23	88.5							26	25	96.2	26	24	92.3				26	12	46.2	26	24	92.3						
	DALUKHANYO SENIOR SECONDARY SCHOOL	4291012	2024	3				10	10	100.0							55	54	98.2	45	36	80.0				55	44	80.0				55	13	23.6	55	38	69.1
		4291012	2023	3				33	25	75.8							80	79	98.8	47	37	78.7				80	53	66.3				80	24	30.0	80	52	65.0
	DILIZINTABA SENIOR SECONDARY SCHOOL	4291013	2024	2				28	28	100.0							98	98	100.0	43	39	90.7	51	41	80.4	60	53	88.3	59	28	47.5	39	32	82.1	36	18	50.0
		4291013	2023	2				51	47	92.2							100	100	100.0	49	46	93.9	40	36	90.0	78	67	85.9	61	46	75.4	39	21	53.8	38	26	68.4
DINIZULU SENIOR SECONDARY SCHOOL	4291107	2024	1				15	14	93.3							71	71	100.0	56	50	89.3	35	35	100.0	36	32	88.9	35	25	71.4	36	27	75.0	36	10	27.8	

Province Districts	Centre Name	Centre Number	Exam Date	Quintile	Accounting			Agricultural Sciences			Business Studies			Economics			English First Additional Language			Geography			History			Life Sciences			Mathematical Literacy			Mathematics			Physical Sciences		
					Total Wrote	Achieved 30 - 100%	% Achieved at 30% and Above	Total Wrote	Achieved 30 - 100%	% Achieved at 30% and Above	Total Wrote	Achieved 30 - 100%	% Achieved at 30% and Above	Total Wrote	Achieved 30 - 100%	% Achieved at 30% and Above	Total Wrote	Achieved 30 - 100%	% Achieved at 30% and Above	Total Wrote	Achieved 30 - 100%	% Achieved at 30% and Above	Total Wrote	Achieved 30 - 100%	% Achieved at 30% and Above	Total Wrote	Achieved 30 - 100%	% Achieved at 30% and Above	Total Wrote	Achieved 30 - 100%	% Achieved at 30% and Above	Total Wrote	Achieved 30 - 100%	% Achieved at 30% and Above			
OR TAMBO INLAND	DUDUMAYO SENIOR SECONDARY SCHOOL	4291014	2024	1	18	10	55.6	29	29	100.0	18	15	83.3	18	15	83.3	108	108	100.0	61	61	100.0	51	51	100.0	90	85	94.4	51	51	100.0	57	35	61.4	39	35	89.7
		4291014	2023	1	17	7	41.2	66	59	89.4	17	11	64.7	17	14	82.4	154	150	97.4	71	67	94.4	92	83	90.2	137	103	75.2	109	94	86.2	46	17	37.0	46	38	82.6
	DUMRANA SENIOR SECONDARY SCHOOL	4291015	2024	1				118	115	97.5							255	255	100.0	138	131	94.9	129	129	100.0	256	241	94.1	97	94	96.9	159	97	61.0	127	103	81.1
		4291015	2023	1				72	70	97.2							143	143	100.0	72	69	95.8	75	74	98.7	142	131	92.3	56	49	87.5	87	44	50.6	68	60	88.2
	DWEBASA SENIOR SECONDARY SCHOOL	4291016	2024	1	18	18	100.0	75	74	98.7	60	56	93.3	18	18	100.0	134	134	100.0				42	39	92.9	75	71	94.7	42	40	95.2	93	73	78.5	75	65	86.7
		4291016	2023	1	17	17	100.0	61	61	100.0	53	45	84.9	17	15	88.2	114	111	97.4				36	32	88.9	61	58	95.1	36	26	72.2	77	67	87.0	60	51	85.0
	E N SEKU SENIOR SECONDARY SCHOOL	4291017	2024	1				76	68	89.5							210	210	100.0	133	108	81.2	101	94	93.1	115	102	88.7	101	88	87.1	109	73	67.0	105	82	78.1
		4291017	2023	1				54	52	96.3							163	163	100.0	110	97	88.2	96	92	95.8	70	66	94.3	94	81	86.2	69	51	73.9	66	60	90.9
	EFATA SCHOOL FOR THE BLIND & DEAF	4293018	2024	99							6	6	100.0				11	11	100.0				6	6	100.0				6	4	66.7						
		4293018	2023	99							8	8	100.0				15	11	73.3				8	8	100.0				8	0	0.0						
	EXCELSIOR SENIOR SECONDARY SCHOOL	4291019	2024	4	108	97	89.8	59	54	91.5	43	42	97.7	43	27	62.8	167	167	100.0	124	119	96.0	59	58	98.3	124	118	95.2	59	58	98.3	108	68	63.0	108	74	68.5
		4291019	2023	4	120	100	83.3	80	71	88.8	49	43	87.8	49	36	73.5	200	200	100.0	151	139	92.1	80	79	98.8	151	136	90.1	80	76	95.0	120	94	78.3	120	99	82.5
	GCISA SENIOR SECONDARY SCHOOL	4291020	2024	2							70	62	88.6	47	31	66.0	70	67	95.7				37	25	67.6	69	24	34.8				70	9	12.9	33	13	39.4
		4291020	2023	2							50	41	82.0	34	16	47.1	51	49	96.1				28	24	85.7	51	15	29.4				51	8	15.7	23	9	39.1
	GENERAL MAQHUTYANA TECHNICAL HIGH SC	4291105	2024	3												70	70	100.0																			
		4291105	2023	3												96	94	97.9																			
GENGQE SENIOR SECONDARY SCHOOL	4291021	2024	2	20	17	85.0	76	65	85.5	28	24	85.7	28	19	67.9	194	193	99.5				99	92	92.9	163	87	53.4	118	69	58.5	76	33	43.4	63	48	76.2	
	4291021	2023	2	20	14	70.0	58	45	77.6	20	15	75.0	21	16	76.2	140	140	100.0				61	56	91.8	120	64	53.3	75	54	72.0	65	20	30.8	50	31	62.0	

Province Districts	Centre Name	Centre Number	Exam Date	Quintile	Accounting			Agricultural Sciences			Business Studies			Economics			English First Additional Language			Geography			History			Life Sciences			Mathematical Literacy			Mathematics			Physical Sciences		
					Total Wrote	Achieved 30 - 100%	% Achieved at 30% and Above	Total Wrote	Achieved 30 - 100%	% Achieved at 30% and Above	Total Wrote	Achieved 30 - 100%	% Achieved at 30% and Above	Total Wrote	Achieved 30 - 100%	% Achieved at 30% and Above	Total Wrote	Achieved 30 - 100%	% Achieved at 30% and Above	Total Wrote	Achieved 30 - 100%	% Achieved at 30% and Above	Total Wrote	Achieved 30 - 100%	% Achieved at 30% and Above	Total Wrote	Achieved 30 - 100%	% Achieved at 30% and Above	Total Wrote	Achieved 30 - 100%	% Achieved at 30% and Above	Total Wrote	Achieved 30 - 100%	% Achieved at 30% and Above			
OR TAMBO INLAND	GOBINAMBA SENIOR SECONDARY SCHOOL	4291022	2024	2	21	15	71.4	58	57	98.3	21	20	95.2	21	21	100.0	79	79	100.0							58	57	98.3	21	21	100.0	58	46	79.3			
		4291022	2023	2	35	22	62.9	54	50	92.6	35	32	91.4	35	32	91.4	89	89	100.0							54	49	90.7	33	28	84.8	56	39	69.6	54	47	87.0
	GOBIZWE SENIOR SECONDARY SCHOOL	4291023	2024	3				260	228	87.7				52	49	94.2	260	260	100.0	135	131	97.0	86	83	96.5	211	188	89.1	70	58	82.9	190	142	74.7	171	139	81.3
		4291023	2023	3				209	207	99.0	35	30	85.7	33	28	84.8	210	210	100.0	95	95	100.0				176	163	92.6	37	34	91.9	173	110	63.6	163	130	79.8
	HLABATSHANE SENIOR SECONDARY SCHOOL	4291024	2024	1	27	27	100.0				58	58	100.0	36	34	94.4	103	103	100.0	76	67	88.2				67	65	97.0	39	38	97.4	64	34	53.1	45	43	95.6
		4291024	2023	1	35	33	94.3				70	51	72.9	52	35	67.3	125	123	98.4	90	71	78.9				73	67	91.8	51	45	88.2	74	37	50.0	55	48	87.3
	HOLOMISA SENIOR SECONDARY SCHOOL	4291025	2024	3	25	19	76.0	47	45	95.7	25	25	100.0	25	21	84.0	113	113	100.0	88	85	96.6	47	46	97.9	41	36	87.8	72	67	93.1	41	24	58.5	41	31	75.6
		4291025	2023	3	27	10	37.0	95	44	46.3	27	12	44.4	27	11	40.7	173	166	96.0	147	72	49.0	96	57	59.4	51	24	47.1	123	45	36.6	51	14	27.5	51	21	41.2
	HOLY CROSS SENIOR SECONDARY SCHOOL	4291100	2024	3	18	14	77.8				18	17	94.4				238	238	100.0	231	224	97.0	76	75	98.7	231	209	90.5	50	41	82.0	199	151	75.9	173	132	76.3
		4291100	2023	1	60	46	76.7				28	26	92.9				291	291	100.0	244	237	97.1	67	67	100.0	276	243	88.0	45	41	91.1	259	200	77.2	237	188	79.3
	HOLYCROSS EDUCATION CENTRE	4292027	2024	99	9	9	100.0				9	9	100.0	7	7	100.0	82	82	100.0	59	59	100.0				73	73	100.0				82	69	84.1	73	71	97.3
		4292027	2023	99	27	27	100.0				27	27	100.0	24	24	100.0	92	92	100.0	52	52	100.0				65	65	100.0				92	73	79.3	65	57	87.7
	IKHWEZI TECHNICAL SKILL CENTRE	4291028	2024	3													65	65	100.0													38	21	55.3	38	27	71.1
	IKWEZI TECHNICAL SKILL CENTRE	4291028	2023	4													54	51	94.4													41	18	43.9	41	26	63.4
	JENCA SENIOR SECONDARY SCHOOL	4291101	2024	2				35	35	100.0				43	43	100.0	97	94	96.9	62	60	96.8	46	39	84.8	54	49	90.7	45	35	77.8	52	46	88.5	51	39	76.5
		4291101	2023	99				35	34	97.1				36	36	100.0	83	82	98.8	48	48	100.0	44	43	97.7	48	48	100.0	43	35	81.4	40	33	82.5	38	31	81.6

Province Districts	Centre Name	Centre Number	Exam Date	Quintile	Accounting			Agricultural Sciences			Business Studies			Economics			English First Additional Language			Geography			History			Life Sciences			Mathematical Literacy			Mathematics			Physical Sciences		
					Total Wrote	Achieved 30 - 100%	% Achieved at 30% and Above	Total Wrote	Achieved 30 - 100%	% Achieved at 30% and Above	Total Wrote	Achieved 30 - 100%	% Achieved at 30% and Above	Total Wrote	Achieved 30 - 100%	% Achieved at 30% and Above	Total Wrote	Achieved 30 - 100%	% Achieved at 30% and Above	Total Wrote	Achieved 30 - 100%	% Achieved at 30% and Above	Total Wrote	Achieved 30 - 100%	% Achieved at 30% and Above	Total Wrote	Achieved 30 - 100%	% Achieved at 30% and Above	Total Wrote	Achieved 30 - 100%	% Achieved at 30% and Above	Total Wrote	Achieved 30 - 100%	% Achieved at 30% and Above			
OR TAMBO INLAND	JIXINI SENIOR SECONDARY SCHOOL	4291029	2024	3				57	51	89.5						115	115	100.0	80	79	98.8				114	98	86.0				116	70	60.3	91	70	76.9	
		4291029	2023	3				72	59	81.9						131	129	98.5	89	79	88.8				131	107	81.7				131	80	61.1	101	80	79.2	
	JONGILIZWE SENIOR SECONDARY SCHOOL	4291030	2024	3	19	15	78.9	53	52	98.1	19	19	100.0	92	62	67.4	183	182	99.5	112	96	85.7	73	67	91.8	92	84	91.3	73	55	75.3	111	92	82.9	91	77	84.6
		4291030	2023	3	20	17	85.0	69	67	97.1	21	21	100.0	106	79	74.5	211	203	96.2	121	97	80.2	85	67	78.8	105	85	81.0	85	52	61.2	126	82	65.1	105	75	71.4
	JONGINTABA SENIOR SECONDARY SCHOOL	4291031	2024	1	80	60	75.0	125	115	92.0	80	79	98.8	80	80	100.0	414	413	99.8	209	195	93.3	119	108	90.8	334	298	89.2	152	132	86.8	262	194	74.0	215	185	86.0
		4291031	2023	1	67	44	65.7	102	95	93.1	67	63	94.0	67	64	95.5	289	288	99.7	121	114	94.2	89	83	93.3	224	199	88.8	107	88	82.2	184	120	65.2	135	112	83.0
	JOUBERT LUDIDI S S S	4291032	2024	2	19	14	73.7	12	12	100.0	19	17	89.5	19	16	84.2	63	62	98.4	32	19	59.4	27	23	85.2	17	16	94.1	27	17	63.0	36	14	38.9	17	15	88.2
		4291032	2023	2	9	9	100.0	9	9	100.0	9	9	100.0	9	9	100.0	57	57	100.0	40	32	80.0	35	33	94.3	14	13	92.9	36	28	77.8	22	10	45.5	14	13	92.9
	JOYI SENIOR SECONDARY SCHOOL	4291033	2024	2	20	7	35.0	47	22	46.8				20	14	70.0	125	120	96.0	58	45	77.6	79	61	77.2	105	62	59.0	78	45	57.7	47	25	53.2	46	25	54.3
		4291033	2023	2	16	6	37.5	32	23	71.9				16	10	62.5	105	105	100.0	57	53	93.0	69	63	91.3	89	66	74.2	65	45	69.2	39	16	41.0	36	26	72.2
	JUMBA SENIOR SECONDARY SCHOOL	4291034	2024	3				39	39	100.0							117	115	98.3	43	42	97.7	55	50	90.9	82	75	91.5	55	46	83.6	27	15	55.6	27	19	70.4
		4291034	2023	3				42	40	95.2							130	129	99.2	55	51	92.7	51	50	98.0	97	88	90.7	51	43	84.3	46	8	17.4	46	27	58.7
	KHANYA PRIVATE SCHOOL	4292104	2024	99	4	2	50.0	16	7	43.8	11	7	63.6	9	4	44.4	31	31	100.0	24	12	50.0	21	16	76.2	24	9	37.5	21	15	71.4	13	6	46.2	9	6	66.7
		4292104	2023	99	5	3	60.0	22	12	54.5	5	3	60.0	5	4	80.0	35	35	100.0	25	23	92.0	11	10	90.9	28	17	60.7	15	11	73.3	21	12	57.1	14	10	71.4
	KHANYISA SENIOR SECONDARY SCHOOL	4292035	2024	99	36	35	97.2	71	60	84.5	44	41	93.2	36	30	83.3	238	238	100.0	129	123	95.3				239	188	78.7	91	85	93.4	193	144	74.6	148	111	75.0
		4292035	2023	99	39	37	94.9	89	74	83.1	48	40	83.3	39	27	69.2	242	242	100.0	105	98	93.3				235	186	79.1	85	71	83.5	198	134	67.7	143	112	78.3
KINGS COMMERCIAL COLLEGE	4292036	2024	99	10	6	60.0	25	23	92.0	22	15	68.2	9	6	66.7	95	95	100.0	50	50	100.0	43	42	97.7	79	66	83.5	38	32	84.2	63	44	69.8	51	41	80.4	
	4292036	2023	99	11	8	72.7	16	15	93.8	22	19	86.4	11	8	72.7	95	95	100.0	53	53	100.0	44	44	100.0	80	68	85.0	48	39	81.3	54	39	72.2	45	38	84.4	

Province Districts	Centre Name	Centre Number	Exam Date	Quintile	Accounting			Agricultural Sciences			Business Studies			Economics			English First Additional Language			Geography			History			Life Sciences			Mathematical Literacy			Mathematics			Physical Sciences		
					Total Wrote	Achieved 30 - 100%	% Achieved at 30% and Above	Total Wrote	Achieved 30 - 100%	% Achieved at 30% and Above	Total Wrote	Achieved 30 - 100%	% Achieved at 30% and Above	Total Wrote	Achieved 30 - 100%	% Achieved at 30% and Above	Total Wrote	Achieved 30 - 100%	% Achieved at 30% and Above	Total Wrote	Achieved 30 - 100%	% Achieved at 30% and Above	Total Wrote	Achieved 30 - 100%	% Achieved at 30% and Above	Total Wrote	Achieved 30 - 100%	% Achieved at 30% and Above	Total Wrote	Achieved 30 - 100%	% Achieved at 30% and Above	Total Wrote	Achieved 30 - 100%	% Achieved at 30% and Above			
OR TAMBO INLAND	KT MCHASA SENIOR SECONDARY SCHOOL	4291037	2024	3	17	15	88.2	197	172	87.3	17	17	100.0	171	118	69.0	259	259	100.0	152	144	94.7	89	88	98.9	243	203	83.5	89	86	96.6	171	118	69.0	154	91	59.1
		4291037	2023	3	25	22	88.0	143	114	79.7	25	21	84.0	108	81	75.0	186	186	100.0	121	108	89.3	78	77	98.7	161	128	79.5	78	73	93.6	108	65	60.2	83	64	77.1
OR TAMBO INLAND	KULANATHI SENIOR SECONDARY SCHOOL	4291038	2024	2	38	32	84.2				51	50	98.0	50	42	84.0	173	173	100.0	123	98	79.7	71	60	84.5	122	82	67.2	76	59	77.6	97	49	50.5	64	51	79.7
		4291038	2023	3	38	28	73.7				40	35	87.5	38	27	71.1	157	157	100.0	119	101	84.9	53	43	81.1	117	83	70.9	29	23	79.3	128	36	28.1	66	53	80.3
OR TAMBO INLAND	KWANOBUHLE SENIOR SECONDARY SCHOOL	4291039	2024	1	39	22	56.4	139	110	79.1	39	38	97.4	39	36	92.3	205	205	100.0	88	74	84.1				166	131	78.9	95	81	85.3	110	78	70.9	105	64	61.0
		4291039	2023	1	33	26	78.8	112	91	81.3	37	36	97.3	37	29	78.4	172	172	100.0	67	54	80.6				135	108	80.0	65	47	72.3	108	58	53.7	95	67	70.5
OR TAMBO INLAND	LESLIE NKALA SENIOR SECONDARY SCHOOL	4291040	2024	3	19	19	100.0	15	13	86.7	19	18	94.7	19	10	52.6	64	63	98.4	30	26	86.7	30	29	96.7	45	37	82.2	48	44	91.7	16	4	25.0	15	12	80.0
		4291040	2023	3	18	18	100.0	12	12	100.0	18	18	100.0	18	9	50.0	58	55	94.8	28	23	82.1	28	28	100.0	40	34	85.0	46	39	84.8	12	8	66.7	12	12	100.0
OR TAMBO INLAND	LITTLE FLOWER S S S	4291041	2024	3	31	26	83.9				32	29	90.6	31	28	90.3	207	207	100.0	176	156	88.6				176	135	76.7				207	74	35.7	176	129	73.3
		4291041	2023	3	33	31	93.9				33	29	87.9	33	26	78.8	147	146	99.3	115	94	81.7				115	84	73.0				148	49	33.1	115	73	63.5
OR TAMBO INLAND	LIZWE SIYOYO SENIOR SECONDARY SCHOOL	4291079	2024	1				67	62	92.5							159	159	100.0	92	74	80.4	74	73	98.6	159	115	72.3	74	65	87.8	85	58	68.2	85	58	68.2
OR TAMBO INLAND	LUTUBENI SENIOR SECONDARY SCHOOL	4291042	2024	1	32	29	90.6	50	48	96.0	33	32	97.0	56	52	92.9	154	154	100.0	104	100	96.2	36	36	100.0	95	85	89.5	89	82	92.1	65	53	81.5	56	50	89.3
		4291042	2023	1	9	7	77.8	28	26	92.9	9	7	77.8	36	33	91.7	85	85	100.0	72	71	98.6	27	27	100.0	49	42	85.7	59	44	74.6	26	17	65.4	25	20	80.0
OR TAMBO INLAND	LUTUKA SENIOR SECONDARY SCHOOL	4291043	2024	3	9	4	44.4	46	41	89.1	9	9	100.0				125	125	100.0	79	77	97.5	42	38	90.5	116	108	93.1	42	41	97.6	82	65	79.3	74	58	78.4
		4291043	2023	3	8	2	25.0	46	30	65.2	8	6	75.0				170	169	99.4	124	115	92.7	69	64	92.8	162	110	67.9	69	64	92.8	102	70	68.6	93	48	51.6



Province Districts	Centre Name	Centre Number	Exam Date	Quintile	Accounting			Agricultural Sciences			Business Studies			Economics			English First Additional Language			Geography			History			Life Sciences			Mathematical Literacy			Mathematics			Physical Sciences		
					Total Wrote	Achieved 30 - 100%	% Achieved at 30% and Above	Total Wrote	Achieved 30 - 100%	% Achieved at 30% and Above	Total Wrote	Achieved 30 - 100%	% Achieved at 30% and Above	Total Wrote	Achieved 30 - 100%	% Achieved at 30% and Above	Total Wrote	Achieved 30 - 100%	% Achieved at 30% and Above	Total Wrote	Achieved 30 - 100%	% Achieved at 30% and Above	Total Wrote	Achieved 30 - 100%	% Achieved at 30% and Above	Total Wrote	Achieved 30 - 100%	% Achieved at 30% and Above	Total Wrote	Achieved 30 - 100%	% Achieved at 30% and Above	Total Wrote	Achieved 30 - 100%	% Achieved at 30% and Above			
OR TAMBO INLAND	MANDELA SCHOOL OF SCIENCE AND TECH	4291044	2024	1				34	33	97.1							71	71	100.0	19	18	94.7				67	56	83.6				67	33	49.3	67	55	82.1
		4291044	2023	1				36	35	97.2							66	66	100.0							66	53	80.3				66	20	30.3	66	46	69.7
	MANZOLWANDLE SANDILE S S S	4291045	2024	3	26	22	84.6	34	31	91.2	26	25	96.2	26	23	88.5	135	135	100.0	75	66	88.0	41	41	100.0	109	82	75.2	60	47	78.3	75	33	44.0	68	42	61.8
		4291045	2023	3	41	26	63.4	46	42	91.3	41	31	75.6	41	28	68.3	178	177	99.4	91	82	90.1	51	51	100.0	136	104	76.5	74	54	73.0	104	54	51.9	86	61	70.9
	MAXWELE SENIOR SECONDARY SCHOOL	4291046	2024	3													118	118	100.0	118	117	99.2				118	112	94.9				118	100	84.7	118	83	70.3
		4291046	2023	3													93	92	98.9	93	92	98.9				93	91	97.8				93	88	94.6	93	80	86.0
	MBONGWENI SENIOR SECONDARY SCHOOL	4291106	2024	3				9	9	100.0							27	23	85.2	18	15	83.3	18	17	94.4	27	19	70.4	18	15	83.3	9	8	88.9	9	8	88.9
		4291106	2023	3				20	14	70.0							41	37	90.2	21	16	76.2	21	19	90.5	41	28	68.3	21	17	81.0	20	12	60.0	20	16	80.0
	MDITSHWA SENIOR SECONDARY SCHOOL	4291047	2024	3													15	15	100.0																		
		4291047	2023	3													26	25	96.2																		
	MENZIWA SENIOR SECONDARY SCHOOL	4291048	2024	1	76	43	56.6	146	118	80.8	114	91	79.8	76	52	68.4	458	455	99.3	235	200	85.1	187	160	85.6	344	272	79.1	238	173	72.7	219	128	58.4	194	141	72.7
		4291048	2023	1	92	67	72.8	146	111	76.0	116	96	82.8	92	66	71.7	428	423	98.8	187	170	90.9	171	153	89.5	313	237	75.7	236	172	72.9	193	124	64.2	169	122	72.2
	MILTON DALASILE S S S	4291049	2024	1	12	8	66.7	41	23	56.1	12	9	75.0	12	8	66.7	41	41	100.0	29	20	69.0	23	22	95.7	29	22	75.9	23	13	56.5	18	1	5.6	6	3	50.0
		4291049	2023	1	19	15	78.9	42	20	47.6	19	17	89.5	19	17	89.5	68	61	89.7	7	6	85.7	41	29	70.7	49	23	46.9	42	20	47.6	26	7	26.9	7	5	71.4
	MILTON MBEKELA S S S	4291050	2024	2	15	10	66.7	130	122	93.8	15	10	66.7	15	12	80.0	273	273	100.0	182	165	90.7	130	122	93.8	128	111	86.7	130	112	86.2	143	68	47.6	127	85	66.9
		4291050	2023	2	17	12	70.6	69	69	100.0	47	34	72.3	17	16	94.1	223	222	99.6	137	116	84.7	105	96	91.4	101	89	88.1	105	91	86.7	118	63	53.4	101	84	83.2
	MORNING STAR EDUCATION CENTRE	4292051	2024	99	5	1	20.0	9	6	66.7	12	2	16.7	7	1	14.3	27	26	96.3	19	9	47.4	12	7	58.3	24	12	50.0	14	6	42.9	19	5	26.3	11	3	27.3
		4292051	2023	99	4	2	50.0	11	4	36.4	7	5	71.4	6	3	50.0	28	27	96.4	12	9	75.0	8	3	37.5	22	8	36.4	7	2	28.6	21	5	23.8	16	2	12.5

Province Districts	Centre Name	Centre Number	Exam Date	Quintile	Accounting			Agricultural Sciences			Business Studies			Economics			English First Additional Language			Geography			History			Life Sciences			Mathematical Literacy			Mathematics			Physical Sciences		
					Total Wrote	Achieved 30 - 100%	% Achieved at 30% and Above	Total Wrote	Achieved 30 - 100%	% Achieved at 30% and Above	Total Wrote	Achieved 30 - 100%	% Achieved at 30% and Above	Total Wrote	Achieved 30 - 100%	% Achieved at 30% and Above	Total Wrote	Achieved 30 - 100%	% Achieved at 30% and Above	Total Wrote	Achieved 30 - 100%	% Achieved at 30% and Above	Total Wrote	Achieved 30 - 100%	% Achieved at 30% and Above	Total Wrote	Achieved 30 - 100%	% Achieved at 30% and Above	Total Wrote	Achieved 30 - 100%	% Achieved at 30% and Above	Total Wrote	Achieved 30 - 100%	% Achieved at 30% and Above			
OR TAMBO INLAND	MPEKO SENIOR SECONDARY SCHOOL	4291052	2024	3	27	27	100.0	79	72	91.1				27	24	88.9	143	143	100.0	64	55	85.9	47	46	97.9	117	104	88.9				144	56	38.9	71	45	63.4
		4291052	2023	3	13	9	69.2	58	52	89.7				13	13	100.0	105	104	99.0	47	43	91.5	37	37	100.0	92	80	87.0				105	28	26.7	55	34	61.8
	MPINDWENI SENIOR SECONDARY SCHOOL	4291053	2024	3				99	94	94.9							99	99	100.0	58	55	94.8				98	80	81.6	58	56	96.6	41	22	53.7	41	24	58.5
		4291053	2023	3	7	6	85.7	81	74	91.4	9	8	88.9	8	7	87.5	97	97	100.0	44	41	93.2				89	70	78.7	44	36	81.8	53	33	62.3	53	35	66.0
	MTENGWANE SENIOR SECONDARY SCHOOL	4291054	2024	2	15	8	53.3	20	20	100.0	15	13	86.7	15	13	86.7	95	93	97.9	60	44	73.3	60	51	85.0	20	20	100.0	65	25	38.5	30	10	33.3	20	15	75.0
		4291054	2023	2	16	11	68.8	24	23	95.8	16	16	100.0	16	16	100.0	86	86	100.0	46	43	93.5	48	45	93.8	25	23	92.0	49	20	40.8	37	12	32.4	21	18	85.7
	NGANGELIZWE SENIOR SECONDARY SCHOOL	4291056	2024	3	35	35	100.0	95	93	97.9				214	192	89.7	214	214	100.0	118	107	90.7	125	123	98.4	117	110	94.0	125	111	88.8	89	81	91.0	89	80	89.9
		4291056	2023	3	36	35	97.2	38	38	100.0				237	209	88.2	237	237	100.0	199	194	97.5	134	133	99.3	145	111	76.6	137	124	90.5	100	64	64.0	100	75	75.0
	NGQWALA SENIOR SECONDARY SCHOOL	4291104	2024	3				24	22	91.7							50	50	100.0	26	22	84.6	26	26	100.0	50	41	82.0	26	20	76.9	24	14	58.3	24	17	70.8
		4291104	2023	3				19	19	100.0							46	46	100.0	27	27	100.0	27	27	100.0	45	33	73.3	27	26	96.3	19	10	52.6	19	16	84.2
	NGUBESIZWE SENIOR SECONDARY SCHOOL	4291057	2024	3	21	19	90.5				26	26	100.0	25	23	92.0	79	79	100.0	53	47	88.7	34	32	94.1	53	37	69.8	49	43	87.8	30	20	66.7	24	22	91.7
		4291057	2023	3	19	16	84.2				26	26	100.0	26	26	100.0	98	98	100.0	72	63	87.5	33	32	97.0	72	46	63.9	38	30	78.9	60	28	46.7	46	17	37.0
	NGWAYIBANJWA SENIOR SECONDARY SCHOOL	4291058	2024	3	17	10	58.8	32	32	100.0	17	17	100.0	17	14	82.4	117	117	100.0	68	65	95.6	37	32	86.5	63	61	96.8	37	31	83.8	80	45	56.3	63	48	76.2
		4291058	2023	3	33	17	51.5	16	16	100.0	33	33	100.0	33	25	75.8	128	128	100.0	79	73	92.4	51	50	98.0	44	41	93.2	51	43	84.3	77	31	40.3	44	35	79.5
	NOZUKO SENIOR SECONDARY SCHOOL	4291059	2024	3	17	14	82.4	31	31	100.0	17	17	100.0	17	17	100.0	148	148	100.0	35	35	100.0	65	65	100.0	131	113	86.3	65	62	95.4	83	66	79.5	66	60	90.9
		4291059	2023	1	13	8	61.5	64	63	98.4	13	13	100.0	13	13	100.0	192	192	100.0	36	36	100.0	79	76	96.2	178	143	80.3	78	61	78.2	113	79	69.9	100	94	94.0

Province Districts	Centre Name	Centre Number	Exam Date	Quintile	Accounting			Agricultural Sciences			Business Studies			Economics			English First Additional Language			Geography			History			Life Sciences			Mathematical Literacy			Mathematics			Physical Sciences		
					Total Wrote	Achieved 30 - 100%	% Achieved at 30% and Above	Total Wrote	Achieved 30 - 100%	% Achieved at 30% and Above	Total Wrote	Achieved 30 - 100%	% Achieved at 30% and Above	Total Wrote	Achieved 30 - 100%	% Achieved at 30% and Above	Total Wrote	Achieved 30 - 100%	% Achieved at 30% and Above	Total Wrote	Achieved 30 - 100%	% Achieved at 30% and Above	Total Wrote	Achieved 30 - 100%	% Achieved at 30% and Above	Total Wrote	Achieved 30 - 100%	% Achieved at 30% and Above	Total Wrote	Achieved 30 - 100%	% Achieved at 30% and Above	Total Wrote	Achieved 30 - 100%	% Achieved at 30% and Above			
OR TAMBO INLAND	NQWILISO SENIOR SECONDARY SCHOOL	4291060	2024	1	18	13	72.2				36	27	75.0	18	15	83.3	106	106	100.0	49	46	93.9	39	39	100.0	70	68	97.1	68	59	86.8	38	33	86.8	31	31	100.0
		4291060	2023	1							30	25	83.3				95	94	98.9	62	49	79.0	33	33	100.0	65	56	86.2	63	52	82.5	32	29	90.6	32	31	96.9
	QINGQOLO S S S	4291061	2024	1													147	146	99.3	147	131	89.1	88	79	89.8	147	128	87.1	80	67	83.8	67	36	53.7	59	44	74.6
		4291061	2023	1													116	115	99.1	116	84	72.4	73	58	79.5	116	91	78.4	73	49	67.1	43	19	44.2	41	30	73.2
	QOKOLWENI SENIOR SECONDARY SCHOOL	4291062	2024	3	21	16	76.2	40	35	87.5	21	20	95.2	61	35	57.4	149	149	100.0	88	79	89.8	52	48	92.3	128	113	88.3	92	72	78.3	57	36	63.2	36	30	83.3
		4291062	2023	3	7	6	85.7	28	26	92.9	7	7	100.0	35	26	74.3	97	97	100.0	62	62	100.0	25	25	100.0	90	80	88.9	53	45	84.9	44	37	84.1	37	32	86.5
	QUMBU TECHNICAL HIGH SCHOOL	4291063	2024	3				4	4	100.0							56	54	96.4	4	4	100.0										4	2	50.0	4	1	25.0
		4291063	2023	2				14	10	71.4							71	69	97.2													14	5	35.7	14	6	42.9
	QUMBU VILLAGE S S S	4291064	2024	3	49	35	71.4	104	88	84.6	49	39	79.6	49	40	81.6	237	237	100.0	85	50	58.8	84	63	75.0	104	81	77.9	85	60	70.6	153	61	39.9	104	82	78.8
		4291064	2023	3	40	35	87.5	120	95	79.2	40	30	75.0	40	34	85.0	224	224	100.0	64	55	85.9	64	62	96.9	120	87	72.5	64	57	89.1	160	49	30.6	120	76	63.3
	REUBEN NTULI SENIOR SECONDARY SCHOOL	4291065	2024	3				29	29	100.0							49	49	100.0	19	13	68.4	31	31	100.0	49	28	57.1	31	31	100.0	18	15	83.3	18	18	100.0
		4291065	2023	3				19	19	100.0							44	44	100.0	25	19	76.0	29	26	89.7	44	40	90.9	25	17	68.0	19	8	42.1	15	14	93.3
	SANDY NAJEKE S S S	4291066	2024	3				51	50	98.0							51	51	100.0				34	32	94.1	51	50	98.0				51	13	25.5	17	17	100.0
		4291066	2023	3				43	36	83.7							43	43	100.0				36	33	91.7	43	35	81.4				43	6	14.0	7	5	71.4
	SEA VIEW SECONDARY SCHOOL	4291102	2024	1	39	15	38.5	105	75	71.4	39	31	79.5	39	30	76.9	143	141	98.6	46	40	87.0				61	44	72.1	84	60	71.4	61	38	62.3	61	55	90.2
		4291102	2023	1	33	12	36.4	113	69	61.1	33	20	60.6	33	22	66.7	146	143	97.9	57	48	84.2				56	45	80.4	58	43	74.1	88	43	48.9	56	48	85.7
SHAWBURY SENIOR SECONDARY SCHOOL	4291067	2024	2	39	35	89.7	46	46	100.0	39	39	100.0	38	35	92.1	251	251	100.0	119	107	89.9	105	101	96.2	212	175	82.5	133	122	91.7	118	106	89.8	79	68	86.1	
	4291067	2023	2	33	30	90.9	65	50	76.9	33	31	93.9	33	29	87.9	204	203	99.5	97	87	89.7	83	79	95.2	171	126	73.7	83	70	84.3	121	65	53.7	57	40	70.2	

Province Districts	Centre Name	Centre Number	Exam Date	Quintile	Accounting			Agricultural Sciences			Business Studies			Economics			English First Additional Language			Geography			History			Life Sciences			Mathematical Literacy			Mathematics			Physical Sciences		
					Total Wrote	Achieved 30 - 100%	% Achieved at 30% and Above	Total Wrote	Achieved 30 - 100%	% Achieved at 30% and Above	Total Wrote	Achieved 30 - 100%	% Achieved at 30% and Above	Total Wrote	Achieved 30 - 100%	% Achieved at 30% and Above	Total Wrote	Achieved 30 - 100%	% Achieved at 30% and Above	Total Wrote	Achieved 30 - 100%	% Achieved at 30% and Above	Total Wrote	Achieved 30 - 100%	% Achieved at 30% and Above	Total Wrote	Achieved 30 - 100%	% Achieved at 30% and Above	Total Wrote	Achieved 30 - 100%	% Achieved at 30% and Above	Total Wrote	Achieved 30 - 100%	% Achieved at 30% and Above			
OR TAMBO INLAND	SINOLWAZI SENIOR SECONDARY SCHOOL	4291068	2024	3	81	63	77.8	273	247	90.5	81	76	93.8	81	78	96.3	354	354	100.0	273	263	96.3	124	116	93.5	273	239	87.5				354	180	50.8	149	115	77.2
	SINOLWAZI SENIOR SECONDARY SCHOOL	4291068	2023	3	75	61	81.3	232	207	89.2	75	70	93.3	75	75	100.0	307	307	100.0	232	217	93.5	89	88	98.9	232	203	87.5				307	175	57.0	142	110	77.5
	SOMAGUNYA SENIOR SECONDARY SCHOOL	4291070	2024	2													70	70	100.0	71	56	78.9	43	38	88.4	71	53	74.6	43	32	74.4	28	14	50.0	28	20	71.4
	SOMAGUNYA SENIOR SECONDARY SCHOOL	4291070	2023	2													73	71	97.3	73	55	75.3	52	42	80.8	73	42	57.5	52	30	57.7	22	8	36.4	22	16	72.7
	SOUTHERNWOOD HIGH SCHOOL	4291103	2024	3													106	106	100.0	55	55	100.0	105	104	99.0	106	79	74.5	31	23	74.2	75	36	48.0	51	29	56.9
	SOUTHERNWOOD HIGH SCHOOL	4291103	2023	99													95	95	100.0	52	52	100.0	95	95	100.0	95	73	76.8				95	42	44.2	43	36	83.7
	ST BARTHOLOMEWS S S S	4291072	2024	2				33	29	87.9							53	52	98.1	19	16	84.2	41	35	85.4	37	27	73.0	41	40	97.6	12	10	83.3	12	9	75.0
	ST BARTHOLOMEWS S S S	4291072	2023	2				62	39	62.9	1	0	0.0				62	61	98.4	24	15	62.5	43	34	79.1	26	21	80.8	42	33	78.6	20	16	80.0	18	11	61.1
	ST CUTHBERTS S S S	4291071	2024	3													30	30	100.0	30	22	73.3				15	8	53.3	12	8	66.7	18	11	61.1	15	7	46.7
	ST CUTHBERTS S S S	4291071	2023	3													35	35	100.0	36	29	80.6				17	11	64.7				36	8	22.2	17	7	41.2
	ST JOHNS COLLEGE	4291073	2024	3	65	61	93.8	58	54	93.1							297	297	100.0	96	93	96.9	78	77	98.7	296	272	91.9				297	197	66.3	297	189	63.6
	ST JOHNS COLLEGE	4291073	2023	4	63	63	100.0	78	70	89.7							273	273	100.0	82	78	95.1	50	50	100.0	273	231	84.6				273	198	72.5	273	198	72.5
	ST JUDE PRIVATE SCHOOL	4292074	2024	99				9	9	100.0	7	7	100.0	1	1	100.0	32	32	100.0	19	19	100.0	12	12	100.0	24	22	91.7	9	9	100.0	23	23	100.0	16	14	87.5
	ST JUDE PRIVATE SCHOOL	4292074	2023	99				17	17	100.0	9	9	100.0	2	1	50.0	48	48	100.0	26	25	96.2	11	9	81.8	42	37	88.1	10	10	100.0	38	33	86.8	23	18	78.3
	ST MARTINS SCHOOL	4292075	2024	99	13	11	84.6				24	22	91.7	16	12	75.0	40	40	100.0	35	33	94.3	10	9	90.0	35	34	97.1	19	17	89.5	32	19	59.4	26	19	73.1
	ST MARTINS SCHOOL	4292075	2023	99	8	6	75.0				27	26	96.3	16	14	87.5	36	36	100.0	41	38	92.7				33	32	97.0	22	21	95.5	27	20	74.1	22	21	95.5
	STRATEGIC HIGH SCHOOL	4292076	2024	99	1	0	0.0	5	2	40.0	3	0	0.0	2	0	0.0	15	15	100.0	8	1	12.5	2	0	0.0	12	2	16.7	3	0	0.0	12	2	16.7	9	2	22.2
	STRATEGIC HIGH SCHOOL	4292076	2023	99	1	1	100.0	6	4	66.7	3	0	0.0	3	2	66.7	22	22	100.0	11	7	63.6	7	3	42.9	18	9	50.0	9	6	66.7	13	8	61.5	12	8	66.7

Province Districts	Centre Name	Centre Number	Exam Date	Quintile	Accounting			Agricultural Sciences			Business Studies			Economics			English First Additional Language			Geography			History			Life Sciences			Mathematical Literacy			Mathematics			Physical Sciences		
					Total Wrote	Achieved 30 - 100%	% Achieved at 30% and Above	Total Wrote	Achieved 30 - 100%	% Achieved at 30% and Above	Total Wrote	Achieved 30 - 100%	% Achieved at 30% and Above	Total Wrote	Achieved 30 - 100%	% Achieved at 30% and Above	Total Wrote	Achieved 30 - 100%	% Achieved at 30% and Above	Total Wrote	Achieved 30 - 100%	% Achieved at 30% and Above	Total Wrote	Achieved 30 - 100%	% Achieved at 30% and Above	Total Wrote	Achieved 30 - 100%	% Achieved at 30% and Above	Total Wrote	Achieved 30 - 100%	% Achieved at 30% and Above	Total Wrote	Achieved 30 - 100%	% Achieved at 30% and Above			
OR TAMBO INLAND	SULENKAMA SENIOR SECONDARY SCHOOL	4291077	2024	2				50	49	98.0							88	88	100.0	37	34	91.9	25	25	100.0	88	85	96.6	40	36	90.0	48	12	25.0	26	26	100.0
		4291077	2023	2				34	31	91.2							66	66	100.0	23	20	87.0	19	18	94.7	66	51	77.3	28	18	64.3	38	11	28.9	24	21	87.5
	TANDANANI SENIOR SECONDARY SCHOOL	4291078	2024	2				97	74	76.3							104	103	99.0	55	45	81.8	50	38	76.0	105	80	76.2	50	34	68.0	55	14	25.5	8	8	100.0
		4291078	2023	2				55	45	81.8							77	76	98.7	54	46	85.2	23	21	91.3	77	54	70.1	23	15	65.2	54	15	27.8	22	13	59.1
	TOLWENI SENIOR SECONDARY SCHOOL	4291079	2023	1	20	13	65.0	37	35	94.6				65	25	38.5	136	135	99.3	100	77	77.0	78	75	96.2	137	86	62.8	73	52	71.2	64	49	76.6	59	41	69.5
	TSHONGWENI SENIOR SECONDARY SCHOOL	4291080	2024	3													31	31	100.0	31	28	90.3	18	18	100.0	31	24	77.4	18	17	94.4	13	6	46.2	13	6	46.2
		4291080	2023	3													37	37	100.0				37	34	91.9	37	21	56.8				37	7	18.9	37	8	21.6
	TISOLO HIGH SCHOOL	4291081	2024	3	56	45	80.4				56	46	82.1	55	46	83.6	100	100	100.0	44	43	97.7				44	40	90.9	45	41	91.1	55	39	70.9	44	30	68.2
		4291081	2023	3	33	30	90.9				33	30	90.9	33	30	90.9	72	71	98.6	38	37	97.4				39	34	87.2				72	48	66.7	39	33	84.6
	TYELINZIMA HIGH SCHOOL	4291082	2024	1	25	21	84.0	42	37	88.1	25	25	100.0	25	25	100.0	142	142	100.0	75	70	93.3	76	73	96.1	117	103	88.0	76	59	77.6	66	23	34.8	41	38	92.7
		4291082	2023	1	32	19	59.4	55	52	94.5	32	28	87.5	32	26	81.3	148	148	100.0	61	61	100.0	48	48	100.0	116	101	87.1	48	46	95.8	100	44	44.0	68	55	80.9
	UMTATA HIGH SCHOOL	4291084	2024	4	45	41	91.1				18	17	94.4	18	18	100.0				57	57	100.0				101	98	97.0				119	89	74.8	101	93	92.1
		4291084	2023	4	32	27	84.4				12	12	100.0	12	11	91.7				57	55	96.5				94	88	93.6				106	84	79.2	94	80	85.1
	UMTATA INTERNATIONAL SCHOOL	4291085	2024	3	12	8	66.7	28	27	96.4	75	65	86.7	52	38	73.1	145	145	100.0	93	93	100.0	89	82	92.1	86	81	94.2	60	41	68.3	108	50	46.3	62	50	80.6
		4291085	2023	4	17	9	52.9	35	31	88.6	55	31	56.4	39	17	43.6	157	157	100.0	90	71	78.9	52	47	90.4	107	85	79.4	57	42	73.7	109	57	52.3	96	60	62.5
	UMTATA TECHNICAL COLLEGE	4291086	2024	3													163	162	99.4													88	59	67.0	88	60	68.2
4291086		2023	3													159	159	100.0													86	45	52.3	86	59	68.6	

Province Districts	Centre Name	Centre Number	Exam Date	Quintile	Accounting			Agricultural Sciences			Business Studies			Economics			English First Additional Language			Geography			History			Life Sciences			Mathematical Literacy			Mathematics			Physical Sciences		
					Total Wrote	Achieved 30 - 100%	% Achieved at 30% and Above	Total Wrote	Achieved 30 - 100%	% Achieved at 30% and Above	Total Wrote	Achieved 30 - 100%	% Achieved at 30% and Above	Total Wrote	Achieved 30 - 100%	% Achieved at 30% and Above	Total Wrote	Achieved 30 - 100%	% Achieved at 30% and Above	Total Wrote	Achieved 30 - 100%	% Achieved at 30% and Above	Total Wrote	Achieved 30 - 100%	% Achieved at 30% and Above	Total Wrote	Achieved 30 - 100%	% Achieved at 30% and Above	Total Wrote	Achieved 30 - 100%	% Achieved at 30% and Above	Total Wrote	Achieved 30 - 100%	% Achieved at 30% and Above			
OR TAMBO INLAND	UPPER CULUNCA S S S	4291087	2024	1				48	39	81.3							48	44	91.7				21	17	81.0	48	37	77.1	21	14	66.7	27	20	74.1	27	19	70.4
		4291087	2023	1				86	50	58.1							85	81	95.3				48	32	66.7	86	48	55.8	48	27	56.3	38	21	55.3	38	30	78.9
	UPPER MPAKO SENIOR SECONDARY SCHOOL	4291088	2024	1	18	11	61.1	97	95	97.9	31	28	90.3	31	28	90.3	139	139	100.0	76	72	94.7				108	81	75.0	75	65	86.7	64	30	46.9	56	16	28.6
		4291088	2023	1	14	10	71.4	84	81	96.4	17	15	88.2	17	16	94.1	133	132	99.2	84	83	98.8				116	93	80.2	61	57	93.4	72	43	59.7	67	34	50.7
	WELSH SENIOR SECONDARY SCHOOL	4291090	2024	1	24	14	58.3	24	19	79.2	24	23	95.8	24	18	75.0	69	69	100.0	21	20	95.2	24	24	100.0	45	29	64.4	42	33	78.6	27	7	25.9	21	6	28.6
		4291090	2023	1	12	7	58.3	48	26	54.2	12	10	83.3	12	9	75.0	71	70	98.6	12	12	100.0	48	45	93.8	60	32	53.3	55	29	52.7	17	7	41.2	12	8	66.7
	WILO COMPREHENSIVE S S S	4291091	2024	3	22	15	68.2				22	21	95.5	22	22	100.0	60	60	100.0							55	16	29.1				43	11	25.6	21	15	71.4
		4291091	2023	3	13	13	100.0				13	13	100.0	13	13	100.0	37	37	100.0													23	5	21.7	10	7	70.0
	XOLILIZWE SANGONI SENIOR SECONDARY	4291093	2024	3													36	36	100.0													10	8	80.0	10	9	90.0
		4291093	2023	3													37	37	100.0													15	9	60.0	15	13	86.7
	ZAMAKULUNGISA S S S	4291094	2024	3				33	26	78.8							220	220	100.0	168	161	95.8	130	125	96.2	219	146	66.7	130	118	90.8	90	42	46.7	90	61	67.8
		4291094	2023	3				38	32	84.2							170	170	100.0	107	102	95.3	64	63	98.4	170	129	75.9	64	60	93.8	106	64	60.4	106	76	71.7
	ZANGQELE SENIOR SECONDARY SCHOOL	4291095	2024	3				34	28	82.4							102	102	100.0	68	53	77.9	54	43	79.6	101	82	81.2	54	40	74.1	48	23	47.9	48	23	47.9
		4291095	2023	3				30	26	86.7							94	94	100.0	64	44	68.8	53	48	90.6	94	70	74.5	53	42	79.2	41	26	63.4	41	30	73.2
	ZIMELE HIGH SCHOOL	4291096	2024	3	51	48	94.1	82	76	92.7	14	13	92.9	83	68	81.9	321	321	100.0	137	130	94.9	121	117	96.7	238	212	89.1	69	63	91.3	252	178	70.6	236	185	78.4
		4291096	2023	3	54	49	90.7	91	91	100.0	31	30	96.8	105	92	87.6	370	370	100.0	172	165	95.9	127	126	99.2	265	246	92.8	74	72	97.3	296	197	66.6	265	174	65.7
ZINGISA COMPREHENSIVE SCHOOL	4291097	2024	4	26	21	80.8	167	149	89.2	138	125	90.6	26	23	88.5	249	249	100.0	167	164	98.2	85	84	98.8	196	157	80.1	74	71	95.9	175	142	81.1	137	119	86.9	
	4291097	2023	5	52	33	63.5	169	158	93.5	132	119	90.2	42	39	92.9	272	272	100.0	191	186	97.4	118	117	99.2	212	175	82.5	109	103	94.5	162	136	84.0	127	112	88.2	

Province Districts	Centre Name	Centre Number	Exam Date	Quintile	Accounting			Agricultural Sciences			Business Studies			Economics			English First Additional Language			Geography			History			Life Sciences			Mathematical Literacy			Mathematics			Physical Sciences		
					Total Wrote	Achieved 30 - 100%	% Achieved at 30% and Above	Total Wrote	Achieved 30 - 100%	% Achieved at 30% and Above	Total Wrote	Achieved 30 - 100%	% Achieved at 30% and Above	Total Wrote	Achieved 30 - 100%	% Achieved at 30% and Above	Total Wrote	Achieved 30 - 100%	% Achieved at 30% and Above	Total Wrote	Achieved 30 - 100%	% Achieved at 30% and Above	Total Wrote	Achieved 30 - 100%	% Achieved at 30% and Above	Total Wrote	Achieved 30 - 100%	% Achieved at 30% and Above	Total Wrote	Achieved 30 - 100%	% Achieved at 30% and Above	Total Wrote	Achieved 30 - 100%	% Achieved at 30% and Above			
OR TAMBO INLAND	ZWELIBANGILE SENIOR SECONDARY SCHOOL	4291098	2024	3											146	146	100.0	146	123	84.2	77	76	98.7	112	77	68.8	77	61	79.2	69	33	47.8	69	35	50.7		
	ZWELIBANGILE SENIOR SECONDARY SCHOOL	4291098	2023	3											142	137	96.5	142	105	73.9	81	70	86.4	142	73	51.4	81	54	66.7	61	27	44.3	61	27	44.3		
	ZWELODUMO SENIOR SECONDARY SCHOOL	4291099	2024	3				43	36	83.7					86	86	100.0	43	35	81.4	45	41	91.1	86	60	69.8	45	36	80.0	41	29	70.7	41	32	78.0		
	ZWELODUMO SENIOR SECONDARY SCHOOL	4291099	2023	3				78	56	71.8					162	162	100.0	84	66	78.6	75	63	84.0	162	88	54.3	75	57	76.0	87	39	44.8	87	49	56.3		
SARAH BAARTMAN	ABERDEEN SENIOR SECONDARY SCHOOL	4351001	2024	3							23	21	91.3				46	45	97.8	24	20	83.3	39	38	97.4	20	15	75.0	46	39	84.8	1	0	0.0			
	ABERDEEN SENIOR SECONDARY SCHOOL	4351001	2023	3							43	32	74.4				47	46	97.9	24	20	83.3	37	34	91.9	19	9	47.4	46	34	73.9	1	0	0.0			
	AEROVILLE SENIOR SECONDARY SCHOOL	4351002	2024	3	13	8	61.5				48	37	77.1	38	35	92.1	102	102	100.0	67	48	71.6	25	17	68.0	62	27	43.5	123	96	78.0	2	2	100.0			
	AEROVILLE SENIOR SECONDARY SCHOOL	4351002	2023	3							41	16	39.0	25	18	72.0	91	91	100.0	77	57	74.0	28	18	64.3	63	30	47.6	116	78	67.2						
	ALEXANDRIA HIGH SCHOOL	4351003	2024	3	20	8	40.0				15	4	26.7				19	19	100.0				38	32	84.2	28	19	67.9	36	30	83.3	7	6	85.7	5	5	100.0
	ALEXANDRIA HIGH SCHOOL	4351003	2023	3	29	8	27.6				24	17	70.8				20	20	100.0				33	28	84.8	19	5	26.3	29	26	89.7	14	6	42.9	10	6	60.0
	ASHERVILLE SENIOR SECONDARY SCHOOL	4351004	2024	3							23	7	30.4				85	83	97.6				61	42	68.9				85	38	44.7						
	ASHERVILLE SENIOR SECONDARY SCHOOL	4351004	2023	3							40	10	25.0				75	75	100.0	45	21	46.7	35	21	60.0				76	28	36.8						
	CAREL DU TOIT HIGH SCHOOL	4351005	2024	3							31	23	74.2				44	44	100.0				44	38	86.4	13	5	38.5	44	30	68.2						
	CAREL DU TOIT HIGH SCHOOL	4351005	2023	3							27	17	63.0				38	38	100.0				39	28	71.8	12	2	16.7	39	24	61.5						
COOKHOUSE SENIOR SECONDARY SCHOOL	COOKHOUSE SENIOR SECONDARY SCHOOL	4351006	2024	3	18	7	38.9				18	16	88.9				29	29	100.0				29	29	100.0	11	10	90.9	18	18	100.0	11	3	27.3	11	5	45.5
	COOKHOUSE SENIOR SECONDARY SCHOOL	4351006	2023	3	13	2	15.4				13	11	84.6				21	21	100.0				21	20	95.2	8	7	87.5	13	11	84.6	8	2	25.0	8	1	12.5



Province Districts	Centre Name	Centre Number	Exam Date	Quintile	Accounting			Agricultural Sciences			Business Studies			Economics			English First Additional Language			Geography			History			Life Sciences			Mathematical Literacy			Mathematics			Physical Sciences		
					Total Wrote	Achieved 30 - 100%	% Achieved at 30% and Above	Total Wrote	Achieved 30 - 100%	% Achieved at 30% and Above	Total Wrote	Achieved 30 - 100%	% Achieved at 30% and Above	Total Wrote	Achieved 30 - 100%	% Achieved at 30% and Above	Total Wrote	Achieved 30 - 100%	% Achieved at 30% and Above	Total Wrote	Achieved 30 - 100%	% Achieved at 30% and Above	Total Wrote	Achieved 30 - 100%	% Achieved at 30% and Above	Total Wrote	Achieved 30 - 100%	% Achieved at 30% and Above	Total Wrote	Achieved 30 - 100%	% Achieved at 30% and Above	Total Wrote	Achieved 30 - 100%	% Achieved at 30% and Above			
SARAH BAARTMAN	EL SHADDAI CHRISTIAN ACADEMY	4352055	2024	99							8	8	100.0											4	3	75.0	7	7	100.0	3	3	100.0	1	1	100.0		
		4352055	2023	4							16	13	81.3											5	5	100.0	5	5	100.0	17	17	100.0	4	4	100.0		
	GCINIBUZWE COMBINED SCHOOL	4351007	2024	3							3	2	66.7				16	16	100.0	16	16	100.0	13	12	92.3	16	15	93.8	16	16	100.0						
		4351007	2023	3							3	3	100.0				11	11	100.0	9	9	100.0	8	8	100.0	11	11	100.0	8	8	100.0	3	3	100.0			
	GILL COLLEGE	4351008	2024	5	17	16	94.1				16	14	87.5				20	20	100.0	37	37	100.0	16	15	93.8	38	34	89.5	56	56	100.0	14	13	92.9			
		4351008	2023	5	13	13	100.0				13	13	100.0				20	20	100.0	24	24	100.0	12	12	100.0	16	16	100.0	30	30	100.0	11	11	100.0			
	GLOBAL LEADERSHIP ACADEMY	4352054	2024	99	11	11	100.0				28	27	96.4				31	31	100.0				16	16	100.0	30	30	100.0	40	40	100.0	34	34	100.0			
		4352054	2023	99	7	7	100.0				26	26	100.0				22	22	100.0				25	25	100.0	28	28	100.0	36	36	100.0	30	29	96.7			
	GRAEME COLLEGE BOYS HIGH	4351010	2024	5	17	17	100.0				39	34	87.2							14	14	100.0	25	25	100.0	33	28	84.8	36	36	100.0	24	21	87.5			
		4351010	2023	5	11	11	100.0				26	22	84.6							21	21	100.0	31	31	100.0	32	26	81.3	21	21	100.0	37	27	73.0			
	HANKEY SENIOR SECONDARY SCHOOL	4351011	2024	3	4	4	100.0				17	15	88.2	4	3	75.0	114	114	100.0	8	8	100.0	38	21	55.3	6	6	100.0	108	48	44.4	7	5	71.4			
		4351011	2023	3	9	9	100.0				59	30	50.8	9	9	100.0	128	128	100.0	51	36	70.6	60	38	63.3	13	12	92.3	114	56	49.1	14	12	85.7			
	HENDRICK KANISE COMBINED SCHOOL	4351012	2024	3													25	25	100.0	25	24	96.0				25	19	76.0	22	22	100.0	3	3	100.0			
		4351012	2023	3													19	19	100.0	19	19	100.0	1	1	100.0	19	11	57.9	13	11	84.6	6	2	33.3			
	HO&R VOLKSKOOL	4351013	2024	5	11	11	100.0	15	8	53.3	30	22	73.3				65	65	100.0							20	14	70.0	41	41	100.0	24	22	91.7			
		4351013	2023	5	13	12	92.3	5	4	80.0	48	34	70.8				67	67	100.0							17	14	82.4	40	38	95.0	27	22	81.5			
	HO&RSKOOL JANSEVILLE	4351014	2024	3							16	13	81.3				39	39	100.0				39	38	97.4	23	4	17.4	39	38	97.4						
		4351014	2023	3							13	9	69.2				33	33	100.0				27	27	100.0	20	10	50.0	33	31	93.9						
	HO&RSKOOL MCLACHLAN	4351015	2024	4	3	3	100.0				11	11	100.0				25	25	100.0							8	8	100.0	18	18	100.0	7	7	100.0			
		4351015	2023	4	2	1	50.0				20	19	95.0				32	32	100.0							6	6	100.0	20	20	100.0	12	12	100.0			

Province Districts	Centre Name	Centre Number	Exam Date	Quintile	Accounting			Agricultural Sciences			Business Studies			Economics			English First Additional Language			Geography			History			Life Sciences			Mathematical Literacy			Mathematics			Physical Sciences		
					Total Wrote	Achieved 30 - 100%	% Achieved at 30% and Above	Total Wrote	Achieved 30 - 100%	% Achieved at 30% and Above	Total Wrote	Achieved 30 - 100%	% Achieved at 30% and Above	Total Wrote	Achieved 30 - 100%	% Achieved at 30% and Above	Total Wrote	Achieved 30 - 100%	% Achieved at 30% and Above	Total Wrote	Achieved 30 - 100%	% Achieved at 30% and Above	Total Wrote	Achieved 30 - 100%	% Achieved at 30% and Above	Total Wrote	Achieved 30 - 100%	% Achieved at 30% and Above	Total Wrote	Achieved 30 - 100%	% Achieved at 30% and Above	Total Wrote	Achieved 30 - 100%	% Achieved at 30% and Above			
SARAH BAARTMAN	HO&RSKOOL NICO MALAN	4351016	2024	5	32	29	90.6				42	33	78.6	15	15	100.0	105	105	100.0	36	32	88.9				81	71	87.7	93	93	100.0	64	59	92.2	48	45	93.8
		4351016	2023	5	38	34	89.5				69	61	88.4	19	18	94.7	111	111	100.0	28	27	96.4				86	67	77.9	98	98	100.0	60	54	90.0	36	31	86.1
	HO&RSKOOL P J OLIVIER	4351017	2024	4	6	6	100.0										27	27	100.0	22	18	81.8	22	16	72.7	16	10	62.5	34	32	94.1	5	4	80.0	2	2	100.0
		4351017	2023	5	6	5	83.3										24	24	100.0	17	16	94.1	16	12	75.0	19	15	78.9	30	25	83.3	12	5	41.7	7	6	85.7
	HUMANSDORP SENIOR SECONDARY SCHOOL	4351018	2024	3	11	10	90.9				24	21	87.5	28	12	42.9	295	293	99.3	74	61	82.4	44	40	90.9	69	35	50.7	244	137	56.1	32	7	21.9	6	6	100.0
		4351018	2023	3	9	6	66.7				20	18	90.0	26	16	61.5	316	315	99.7	131	107	81.7	57	51	89.5	65	19	29.2	290	170	58.6	18	5	27.8	1	1	100.0
	IKAMVALESIZWE COMBINED SCHOOL	4351019	2024	3	19	18	94.7	30	30	100.0	20	19	95.0	19	17	89.5	50	50	100.0	13	13	100.0	22	22	100.0	17	14	82.4	40	40	100.0	10	9	90.0	9	9	100.0
		4351019	2023	3	14	8	57.1	25	24	96.0	16	16	100.0	13	13	100.0	54	54	100.0	13	13	100.0	30	28	93.3	40	21	52.5	38	37	97.4	16	7	43.8	11	10	90.9
	JBAY ACADEMY HIGH SCHOOL	4352001	2024	99	2	2	100.0				14	11	78.6				19	19	100.0				17	15	88.2	11	9	81.8	32	32	100.0	12	9	75.0	9	8	88.9
		4352001	2023	99							15	9	60.0				15	15	100.0	1	0	0.0	2	2	100.0	11	3	27.3	25	24	96.0	6	5	83.3	3	2	66.7
	JEFFREYS BAY COMPREHENSIVE SECONDARY	4351020	2024	3	19	12	63.2				153	67	43.8				156	154	98.7				137	115	83.9	16	11	68.8	149	104	69.8	7	5	71.4	3	2	66.7
		4351020	2023	4							159	82	51.6				165	164	99.4				165	137	83.0	18	15	83.3	155	107	69.0	10	5	50.0	6	4	66.7
	JOHNSON NQONQOZA SENIOR SECONDARY	4351021	2024	3	19	10	52.6				19	19	100.0	19	17	89.5	62	62	100.0	18	18	100.0	25	25	100.0	43	40	93.0	44	43	97.7	18	15	83.3	18	16	88.9
		4351021	2023	3	21	5	23.8				21	16	76.2	21	15	71.4	72	72	100.0	20	20	100.0	31	31	100.0	51	33	64.7	52	41	78.8	20	11	55.0	20	20	100.0
	KHUTLISO DANIELS SECONDARY SCHOOL	4351023	2024	3	11	9	81.8				72	64	88.9	34	25	73.5	86	86	100.0				52	47	90.4	17	17	100.0	63	57	90.5	23	18	78.3	14	14	100.0
		4351023	2023	3	5	4	80.0				62	61	98.4	33	22	66.7	84	84	100.0				52	50	96.2	33	31	93.9	68	64	94.1	16	13	81.3	14	12	85.7
KIRKWOOD HIGH SCHOOL	4351024	2024	4	8	6	75.0				16	16	100.0				19	19	100.0				14	9	64.3	14	14	100.0	26	26	100.0	8	6	75.0	5	4	80.0	
	4351024	2023	4	5	5	100.0				12	12	100.0				19	19	100.0							30	18	60.0	27	27	100.0	14	13	92.9	11	10	90.9	


Province Districts	Centre Name	Centre Number	Exam Date	Quintile	Accounting			Agricultural Sciences			Business Studies			Economics			English First Additional Language			Geography			History			Life Sciences			Mathematical Literacy			Mathematics			Physical Sciences					
					Total Wrote	Achieved 30 - 100%	% Achieved at 30% and Above	Total Wrote	Achieved 30 - 100%	% Achieved at 30% and Above	Total Wrote	Achieved 30 - 100%	% Achieved at 30% and Above	Total Wrote	Achieved 30 - 100%	% Achieved at 30% and Above	Total Wrote	Achieved 30 - 100%	% Achieved at 30% and Above	Total Wrote	Achieved 30 - 100%	% Achieved at 30% and Above	Total Wrote	Achieved 30 - 100%	% Achieved at 30% and Above	Total Wrote	Achieved 30 - 100%	% Achieved at 30% and Above	Total Wrote	Achieved 30 - 100%	% Achieved at 30% and Above	Total Wrote	Achieved 30 - 100%	% Achieved at 30% and Above						
SARAH BAARTMAN	KLIPPLAAT SENIOR SECONDARY SCHOOL	4351025	2024	3							14	12	85.7				14	14	100.0	14	12	85.7				14	6	42.9	14	14	100.0									
		4351025	2023	3							11	8	72.7				11	11	100.0	11	8	72.7				11	6	54.5	11	7	63.6									
	KUYASA COMBINED SCHOOL	4351026	2024	3	11	11	100.0				48	48	100.0	43	40	93.0	84	84	100.0	27	27	100.0	29	29	100.0	14	13	92.9	75	66	88.0	9	9	100.0	7	6	85.7			
		4351026	2023	3	13	13	100.0				42	42	100.0	41	37	90.2	87	87	100.0	33	30	90.9	33	31	93.9	13	13	100.0	70	57	81.4	17	17	100.0	12	11	91.7			
	LANGKLOOF SENIOR SECONDARY	4351055	2024	2				54	2	3.7	88	7	8.0				113	97	85.8							85	3	3.5	106	24	22.6	9	0	0.0						
	LUNGISO PUBLIC HIGH SCHOOL	4351027	2024	3	12	4	33.3				21	17	81.0				130	129	99.2	18	13	72.2	41	24	58.5	42	25	59.5	109	57	52.3	20	13	65.0	19	10	52.6			
		4351027	2023	3	16	4	25.0				16	14	87.5				130	129	99.2	15	13	86.7	54	30	55.6	52	20	38.5	123	65	52.8	10	6	60.0	8	5	62.5			
	MARY WATER HIGH SCHOOL	4351028	2024	3							35	21	60.0				41	41	100.0	105	56	53.3	118	87	73.7	82	53	64.6	116	73	62.9	17	9	52.9	8	8	100.0			
		4351028	2023	3							31	16	51.6				52	52	100.0	88	58	65.9	110	75	68.2	54	33	61.1	108	70	64.8	12	5	41.7	10	7	70.0			
	MOSES MADIBA SENIOR SECONDARY SCHOOL	4351029	2024	3							39	19	48.7	39	36	92.3	96	96	100.0	57	46	80.7	38	31	81.6	19	16	84.2	74	62	83.8	19	12	63.2	19	9	47.4			
		4351029	2023	3							25	20	80.0	55	33	60.0	83	83	100.0	24	17	70.8	52	37	71.2	22	9	40.9	69	40	58.0	6	6	100.0	6	4	66.7			
	NATHANIEL NYALUZA SENIOR SECONDARY SCHOOL	4351030	2024	3	11	10	90.9				12	8	66.7	7	5	71.4	66	66	100.0	54	48	88.9	45	38	84.4	14	13	92.9	56	43	76.8	10	6	60.0	10	7	70.0			
		4351030	2023	3													64	64	100.0	64	48	75.0	59	52	88.1	22	16	72.7	56	41	73.2	7	5	71.4	5	5	100.0			
	NOMBULELO SENIOR SECONDARY SCHOOL	4351031	2024	3							77	57	74.0				187	187	100.0	58	50	86.2	114	97	85.1	83	52	62.7	148	108	73.0	39	23	59.0	24	15	62.5			
		4351031	2023	3							44	28	63.6				159	159	100.0	57	42	73.7	102	78	76.5	64	28	43.8	133	89	66.9	29	11	37.9	16	12	75.0			
	NOMPUCUKO COMBINED SCHOOL	4351032	2024	3							21	18	85.7				29	29	100.0	29	24	82.8	25	25	100.0	8	8	100.0	24	22	91.7	5	3	60.0	4	4	100.0			
4351032		2023	3							24	21	87.5				41	40	97.6	41	32	78.0	36	34	94.4	17	15	88.2	34	25	73.5	7	4	57.1	5	5	100.0				

Province Districts	Centre Name	Centre Number	Exam Date	Quintile	Accounting			Agricultural Sciences			Business Studies			Economics			English First Additional Language			Geography			History			Life Sciences			Mathematical Literacy			Mathematics			Physical Sciences			
					Total Wrote	Achieved 30 - 100%	% Achieved at 30% and Above	Total Wrote	Achieved 30 - 100%	% Achieved at 30% and Above	Total Wrote	Achieved 30 - 100%	% Achieved at 30% and Above	Total Wrote	Achieved 30 - 100%	% Achieved at 30% and Above	Total Wrote	Achieved 30 - 100%	% Achieved at 30% and Above	Total Wrote	Achieved 30 - 100%	% Achieved at 30% and Above	Total Wrote	Achieved 30 - 100%	% Achieved at 30% and Above	Total Wrote	Achieved 30 - 100%	% Achieved at 30% and Above	Total Wrote	Achieved 30 - 100%	% Achieved at 30% and Above	Total Wrote	Achieved 30 - 100%	% Achieved at 30% and Above				
SARAH BAARTMAN	NOMZAMO SECONDARY SCHOOL	4351033	2024	3				7	7	100.0	7	7	100.0	5	5	100.0	60	60	100.0	47	42	89.4	49	48	98.0	7	7	100.0	54	48	88.9	5	5	100.0	4	4	100.0	
	NOMZAMO SECONDARY SCHOOL	4351033	2023	3	15	5	33.3	28	19	67.9	16	13	81.3	15	13	86.7	109	109	100.0	67	55	82.1	67	61	91.0	28	14	50.0	83	60	72.3	24	4	16.7	24	7	29.2	
	NQWEBA SENIOR SECONDARY SCHOOL	4351034	2024	3	19	13	68.4				34	21	61.8				91	91	100.0	71	64	90.1	80	77	96.3	57	19	33.3	74	69	93.2	16	11	68.8	9	6	66.7	
	NQWEBA SENIOR SECONDARY SCHOOL	4351034	2023	3	8	4	50.0				18	16	88.9				71	71	100.0	63	60	95.2	58	55	94.8	52	28	53.8	49	48	98.0	21	8	38.1	13	8	61.5	
	NTSIKA SECONDARY SCHOOL	4351035	2024	3	10	10	100.0				118	86	72.9	24	19	79.2	161	161	100.0	64	58	90.6	45	42	93.3	69	56	81.2	130	115	88.5	32	23	71.9	27	21	77.8	
	NTSIKA SECONDARY SCHOOL	4351035	2023	3	8	6	75.0				121	84	69.4	23	14	60.9	166	166	100.0	64	59	92.2	52	44	84.6	65	43	66.2	111	89	80.2	55	26	47.3	26	16	61.5	
	PATENSIE SECONDARY SCHOOL	4351036	2024	3				4	2	50.0	4	2	50.0				33	32	97.0				29	22	75.9				33	12	36.4							
	PATENSIE SECONDARY SCHOOL	4351036	2023	3				16	5	31.3	7	2	28.6				45	45	100.0				35	23	65.7				47	16	34.0							
	PAUL SAUER HIGH SCHOOL	4351037	2024	4	6	6	100.0				8	6	75.0				18	18	100.0	5	5	100.0				7	7	100.0	22	22	100.0	7	6	85.7	6	6	100.0	
	PAUL SAUER HIGH SCHOOL	4351037	2023	4	8	8	100.0				9	9	100.0				26	26	100.0	3	3	100.0				6	5	83.3	35	33	94.3	3	1	33.3	2	2	100.0	
	PEARSTON SENIOR SECONDARY-SCHOOL	4351038	2024	3				5	2	40.0	23	11	47.8				28	28	100.0				28	22	78.6	28	7	25.0	28	16	57.1							
	PEARSTON SENIOR SECONDARY-SCHOOL	4351038	2023	3				3	3	100.0	19	8	42.1				22	22	100.0				22	10	45.5	22	6	27.3	22	14	63.6							
	PORT ALFRED HIGH SCHOOL	4351039	2024	5	10	9	90.0				26	22	84.6							40	39	97.5	26	24	92.3	26	25	96.2	42	41	97.6	24	21	87.5	14	14	100.0	
	PORT ALFRED HIGH SCHOOL	4351039	2023	5	19	17	89.5				30	30	100.0							22	22	100.0	24	22	91.7	29	28	96.6	43	43	100.0	26	22	84.6	16	16	100.0	
	QHAYIYALETU F ET	4351040	2024	3	3	2	66.7				11	10	90.9	11	6	54.5	84	84	100.0	74	52	70.3	62	53	85.5	12	10	83.3	70	35	50.0	15	1	6.7	12	3	25.0	
	QHAYIYALETU F ET	4351040	2023	3							27	13	48.1				80	80	100.0	80	34	42.5				53	12	22.6	75	34	45.3	5	1	20.0	5	2	40.0	
	SAMKELWE SENIOR SECONDARY SCHOOL	4351042	2024	3							15	13	86.7	15	10	66.7	90	90	100.0	75	58	77.3	41	30	73.2	74	34	45.9	80	60	75.0	10	4	40.0				
	SAMKELWE SENIOR SECONDARY SCHOOL	4351042	2023	3							24	20	83.3	24	12	50.0	76	76	100.0	52	48	92.3	25	25	100.0	47	17	36.2	48	34	70.8	23	1	4.3				
	SANDISULWAZI HIGH SCHOOL	4351043	2024	3							26	14	53.8				26	26	100.0				26	25	96.2				26	22	84.6							
	SANDISULWAZI HIGH SCHOOL	4351043	2023	3	4	1	25.0				7	4	57.1				35	35	100.0	27	18	66.7	32	27	84.4	29	4	13.8	36	25	69.4							

Province Districts	Centre Name	Centre Number	Exam Date	Quintile	Accounting			Agricultural Sciences			Business Studies			Economics			English First Additional Language			Geography			History			Life Sciences			Mathematical Literacy			Mathematics			Physical Sciences		
					Total Wrote	Achieved 30 - 100%	% Achieved at 30% and Above	Total Wrote	Achieved 30 - 100%	% Achieved at 30% and Above	Total Wrote	Achieved 30 - 100%	% Achieved at 30% and Above	Total Wrote	Achieved 30 - 100%	% Achieved at 30% and Above	Total Wrote	Achieved 30 - 100%	% Achieved at 30% and Above	Total Wrote	Achieved 30 - 100%	% Achieved at 30% and Above	Total Wrote	Achieved 30 - 100%	% Achieved at 30% and Above	Total Wrote	Achieved 30 - 100%	% Achieved at 30% and Above	Total Wrote	Achieved 30 - 100%	% Achieved at 30% and Above	Total Wrote	Achieved 30 - 100%	% Achieved at 30% and Above			
SARAH BAARTMAN	SPANDAU SENIOR SECONDARY-SCHOOL	4351045	2024	3							96	46	47.9	29	21	72.4	129	129	100.0	17	17	100.0	30	17	56.7	14	11	78.6	126	77	61.1	3	2	66.7	3	2	66.7
		4351045	2023	3							109	42	38.5	29	12	41.4	157	157	100.0	60	43	71.7	49	35	71.4	43	16	37.2	155	64	41.3	6	2	33.3	1	1	100.0
	ST COLMCILLE SENIOR SECONDARY SCHOOL	4351047	2024	3				25	11	44.0	54	17	31.5				85	85	100.0	1	0	0.0	79	58	73.4	11	6	54.5	83	60	72.3	1	0	0.0			
		4351047	2023	3	9	5	55.6	36	17	47.2	46	23	50.0				103	103	100.0	12	5	41.7	80	63	78.8	26	13	50.0	94	68	72.3	9	3	33.3	1	1	100.0
	T EM MRWETYANA SENIOR SECONDARY	4351048	2024	3							29	7	24.1	31	11	35.5	71	70	98.6	19	8	42.1	40	35	87.5				64	53	82.8	7	3	42.9			
		4351048	2023	3							14	8	57.1	28	13	46.4	57	57	100.0	38	18	47.4	30	17	56.7				50	39	78.0	8	1	12.5			
	UKHANYO SENIOR SECONDARY SCHOOL	4351049	2024	3							21	18	85.7	20	20	100.0	72	72	100.0	51	44	86.3	57	54	94.7	51	37	72.5	57	50	87.7	15	6	40.0	15	11	73.3
		4351049	2023	3							23	21	91.3	23	22	95.7	46	46	100.0	23	23	100.0	33	33	100.0	23	19	82.6	33	27	81.8	13	2	15.4	13	12	92.3
	UNION HIGH SCHOOL	4351050	2024	5	10	10	100.0				28	26	92.9							21	21	100.0	20	18	90.0	38	36	94.7	25	25	100.0	28	23	82.1	15	13	86.7
		4351050	2023	5	16	15	93.8				28	27	96.4							27	27	100.0	19	19	100.0	34	29	85.3	35	35	100.0	26	25	96.2	21	20	95.2
	VELILE SENIOR SECONDARY SCHOOL	4351051	2024	3	8	7	87.5	20	19	95.0	20	18	90.0	8	7	87.5	56	56	100.0	15	15	100.0	16	15	93.8	20	20	100.0	35	30	85.7	21	19	90.5	20	18	90.0
		4351051	2023	3	4	2	50.0	13	11	84.6	16	11	68.8	4	1	25.0	54	54	100.0	25	18	72.0	25	17	68.0	13	11	84.6	42	29	69.0	12	11	91.7	12	10	83.3
	VICTORIA GIRLS HIGH SCHOOL	4351052	2024	5	13	13	100.0				20	19	95.0							21	21	100.0	29	29	100.0	46	46	100.0	52	52	100.0	30	28	93.3	20	20	100.0
		4351052	2023	5	22	22	100.0				28	26	92.9							18	18	100.0	28	27	96.4	37	35	94.6	50	50	100.0	32	28	87.5	11	11	100.0
	WILLOWMORE SENIOR SECONDARY SCHOOL	4351053	2024	3							19	6	31.6				83	83	100.0	50	39	78.0	18	15	83.3	13	6	46.2	79	59	74.7	4	2	50.0			
		4351053	2023	3	7	2	28.6				42	22	52.4				112	111	99.1	53	40	75.5	12	11	91.7	21	7	33.3	112	83	74.1						



# Free State



Province Districts	Centre Name	Centre Number	Exam Date	Quintile	Accounting			Agricultural Sciences			Business Studies			Economics			English First Additional Language			Geography			History			Life Sciences			Mathematical Literacy			Mathematics			Physical Sciences		
					Total Wrote	Achieved 30 - 100%	% Achieved at 30% and Above	Total Wrote	Achieved 30 - 100%	% Achieved at 30% and Above	Total Wrote	Achieved 30 - 100%	% Achieved at 30% and Above	Total Wrote	Achieved 30 - 100%	% Achieved at 30% and Above	Total Wrote	Achieved 30 - 100%	% Achieved at 30% and Above	Total Wrote	Achieved 30 - 100%	% Achieved at 30% and Above	Total Wrote	Achieved 30 - 100%	% Achieved at 30% and Above	Total Wrote	Achieved 30 - 100%	% Achieved at 30% and Above	Total Wrote	Achieved 30 - 100%	% Achieved at 30% and Above	Total Wrote	Achieved 30 - 100%	% Achieved at 30% and Above	Total Wrote	Achieved 30 - 100%	% Achieved at 30% and Above
					AFRIKAANSE HSKOOL SASOLBURG	3201001	2024	4	49	40	81.6				97	85	87.6				20	20	100.0	46	46	100.0				71	64	90.1	95	91	95.8	69	53
	3201001	2023	4	51	39	76.5				82	72	87.8				21	21	100.0	28	28	100.0				51	43	84.3	74	74	100.0	53	39	73.6	41	21	51.2	
BARNARD MOLOKOANE SS	3201002	2024	1													97	97	100.0	35	35	100.0				35	34	97.1				61	49	80.3	58	43	74.1	
	3201002	2023	1													109	108	99.1	44	44	100.0				44	41	93.2				91	68	74.7	91	60	65.9	
BODIBENG SS	3202002	2024	2	21	15	71.4				45	32	71.1	40	34	85.0	79	79	100.0	24	24	100.0	20	20	100.0	17	14	82.4	62	58	93.5	16	9	56.3	14	11	78.6	
	3202002	2023	2	9	7	77.8				35	23	65.7	35	20	57.1	82	82	100.0	27	25	92.6	26	21	80.8	21	20	95.2	57	45	78.9	25	14	56.0	21	17	81.0	
BOIPHILELO SS	3202004	2024	1	47	40	85.1				98	79	80.6				160	160	100.0	71	66	93.0	38	38	100.0	36	35	97.2	121	114	94.2	33	31	93.9	25	20	80.0	
	3202004	2023	1	37	33	89.2				52	45	86.5				102	102	100.0	39	37	94.9	22	21	95.5	30	30	100.0	73	60	82.2	30	29	96.7	27	22	81.5	
BOITLAMO SS	3201004	2024	1	15	13	86.7				24	15	62.5	18	18	100.0	55	55	100.0	17	17	100.0	22	21	95.5	16	16	100.0	36	33	91.7	17	9	52.9	14	9	64.3	
	3201004	2023	1	27	18	66.7				48	40	83.3	80	46	57.5	110	110	100.0	29	20	69.0	53	41	77.4	28	25	89.3	81	65	80.2	21	8	38.1	24	7	29.2	
BOKAMOSO S/S	3201060	2024	3							3	3	100.0	3	2	66.7	3	3	100.0																			
	3201060	2023	3	1	1	100.0				5	5	100.0	3	3	100.0	5	5	100.0																			
BONGANE-LEBOHANG SS	3201005	2024	1	14	12	85.7				14	13	92.9	14	13	92.9	58	58	100.0	44	42	95.5	30	28	93.3	14	11	78.6	30	24	80.0	28	2	7.1	14	5	35.7	
	3201005	2023	1	14	14	100.0				14	11	78.6	14	10	71.4	49	49	100.0	35	33	94.3	23	20	87.0	12	12	100.0	23	17	73.9	26	9	34.6	12	11	91.7	
BRENTPARK CS	3202005	2024	3							42	26	61.9				42	42	100.0	44	38	86.4	59	55	93.2	37	21	56.8	60	58	96.7	14	8	57.1	6	5	83.3	
	3202005	2023	3							53	25	47.2				41	41	100.0	41	36	87.8	56	53	94.6	30	19	63.3	64	62	96.9	8	2	25.0	4	3	75.0	
CEDAR SS	3201006	2024	3	32	32	100.0				77	77	100.0	43	42	97.7	110	110	100.0	33	33	100.0	54	54	100.0	22	22	100.0	93	93	100.0	10	9	90.0	5	5	100.0	
	3201006	2023	3	26	26	100.0				49	48	98.0	38	34	89.5	90	90	100.0	26	26	100.0	31	31	100.0	35	35	100.0	59	55	93.2	30	24	80.0	20	20	100.0	
DR REGINALD CINGO CSS	3202009	2024	3													171	171	100.0	28	28	100.0				64	60	93.8				59	38	64.4	36	29	80.6	
	3202009	2023	3	31	26	83.9				78	73	93.6	78	61	78.2	189	189	100.0	25	25	100.0				50	49	98.0	79	75	94.9	50	37	74.0	32	30	93.8	



Province Districts	Centre Name	Centre Number	Exam Date	Quintile	Accounting			Agricultural Sciences			Business Studies			Economics			English First Additional Language			Geography			History			Life Sciences			Mathematical Literacy			Mathematics			Physical Sciences		
					Total Wrote	Achieved 30 - 100%	% Achieved at 30% and Above	Total Wrote	Achieved 30 - 100%	% Achieved at 30% and Above	Total Wrote	Achieved 30 - 100%	% Achieved at 30% and Above	Total Wrote	Achieved 30 - 100%	% Achieved at 30% and Above	Total Wrote	Achieved 30 - 100%	% Achieved at 30% and Above	Total Wrote	Achieved 30 - 100%	% Achieved at 30% and Above	Total Wrote	Achieved 30 - 100%	% Achieved at 30% and Above	Total Wrote	Achieved 30 - 100%	% Achieved at 30% and Above	Total Wrote	Achieved 30 - 100%	% Achieved at 30% and Above	Total Wrote	Achieved 30 - 100%	% Achieved at 30% and Above			
					FEZILE DABI	FALESIZWE SS	3201007	2024	1	33	23	69.7	57	57	100.0	33	29	87.9	33	29	87.9	163	163	100.0	86	85	98.8				112	109	97.3	108	107	99.1	39
		3201007	2023	1	45	27	60.0	39	33	84.6	45	40	88.9	45	28	62.2	128	128	100.0	56	54	96.4				63	57	90.5	98	87	88.8	30	23	76.7	24	20	83.3
	HEILBRON CS	3202011	2024	5	11	11	100.0										32	32	100.0	21	21	100.0				14	13	92.9	20	20	100.0	12	12	100.0	11	11	100.0
		3202011	2023	5	14	14	100.0				6	4	66.7				29	29	100.0	9	9	100.0				9	9	100.0	15	15	100.0	14	14	100.0	14	14	100.0
	HM MTHOMBENI	3201052	2024	3	21	12	57.1				54	44	81.5	21	18	85.7				52	51	98.1	34	34	100.0	18	18	100.0	55	51	92.7	18	15	83.3	18	15	83.3
	HTS SASOLBURG	3201010	2024	5													15	15	100.0													46	28	60.9	26	14	53.8
		3201010	2023	5													16	16	100.0													23	17	73.9	17	8	47.1
	IKETSETSENG CSS	3201011	2024	3													235	235	100.0							76	71	93.4				71	45	63.4	77	43	55.8
		3201011	2023	3													261	261	100.0							71	70	98.6				76	54	71.1	65	47	72.3
	JSM SETILOANE SS	3202013	2024	3	12	11	91.7				16	15	93.8	16	16	100.0	35	35	100.0				31	28	90.3	33	29	87.9	44	43	97.7	6	6	100.0	4	4	100.0
		3202013	2023	3	13	12	92.3				20	19	95.0	20	18	90.0	27	27	100.0				16	12	75.0	19	18	94.7	33	30	90.9	7	7	100.0	4	4	100.0
	KAHOBOTJHA-SAKUBUSHA SS	3201051	2024	3	54	44	81.5				116	70	60.3	51	48	94.1	163	162	99.4	102	98	96.1	87	76	87.4	45	43	95.6	116	100	86.2	45	30	66.7	25	25	100.0
		3201051	2023	3	46	37	80.4				100	89	89.0	41	36	87.8	146	146	100.0	97	90	92.8	94	90	95.7	40	31	77.5	97	92	94.8	27	19	70.4	10	9	90.0
	KANANELO SS	3202014	2024	3	13	12	92.3				29	23	79.3	29	21	72.4	163	163	100.0	112	108	96.4	86	79	91.9	133	113	85.0	114	108	94.7	47	45	95.7	45	35	77.8
		3202014	2023	3	29	24	82.8				53	41	77.4	53	30	56.6	181	181	100.0	95	95	100.0	53	53	100.0	128	117	91.4	123	109	88.6	58	50	86.2	41	29	70.7
	KATLEHO-MPUMELELO	3201052	2023	3	27	18	66.7				61	58	95.1	27	23	85.2				55	54	98.2	34	34	100.0	21	15	71.4	61	57	93.4	21	16	76.2	21	16	76.2
	KGABARENG TS	3202015	2024	1	35	30	85.7				70	62	88.6	39	35	89.7	98	98	100.0	59	58	98.3				55	40	72.7	68	66	97.1	25	18	72.0	29	20	69.0
		3202015	2023	1	22	18	81.8				58	52	89.7	22	14	63.6	85	85	100.0	63	63	100.0				58	44	75.9	58	57	98.3	27	17	63.0	27	27	100.0
	KGOLAGANO SS	3202016	2024	1	24	23	95.8	44	38	86.4	47	45	95.7	47	43	91.5	164	164	100.0	73	62	84.9	50	36	72.0	67	53	79.1	94	84	89.4	65	24	36.9	67	32	47.8
		3202016	2023	1	25	25	100.0	30	28	93.3	45	41	91.1	25	25	100.0	146	146	100.0	80	74	92.5	60	48	80.0	41	38	92.7	103	93	90.3	43	24	55.8	41	35	85.4

Province Districts	Centre Name	Centre Number	Exam Date	Quintile	Accounting			Agricultural Sciences			Business Studies			Economics			English First Additional Language			Geography			History			Life Sciences			Mathematical Literacy			Mathematics			Physical Sciences		
					Total Wrote	Achieved 30 - 100%	% Achieved at 30% and Above	Total Wrote	Achieved 30 - 100%	% Achieved at 30% and Above	Total Wrote	Achieved 30 - 100%	% Achieved at 30% and Above	Total Wrote	Achieved 30 - 100%	% Achieved at 30% and Above	Total Wrote	Achieved 30 - 100%	% Achieved at 30% and Above	Total Wrote	Achieved 30 - 100%	% Achieved at 30% and Above	Total Wrote	Achieved 30 - 100%	% Achieved at 30% and Above	Total Wrote	Achieved 30 - 100%	% Achieved at 30% and Above	Total Wrote	Achieved 30 - 100%	% Achieved at 30% and Above	Total Wrote	Achieved 30 - 100%	% Achieved at 30% and Above	Total Wrote	Achieved 30 - 100%	% Achieved at 30% and Above
					FEZILE DABI	KROONSTAD AKADEMIE C/IS	3202070	2024	4	10	10	100.0				10	10	100.0						9	9	100.0				9	9	100.0	7	7	100.0	12	7
	3202070	2023	4	13		13	100.0				12	8	66.7						11	9	81.8				12	10	83.3	13	13	100.0	11	6	54.5	10	7	70.0	
KWAKWATSI SS	3202021	2024	2								13	13	100.0	12	11	91.7	48	48	100.0				29	29	100.0	31	19	61.3	42	35	83.3	6	2	33.3	6	6	100.0
	3202021	2023	2								10	10	100.0	10	10	100.0	43	43	100.0				21	17	81.0	27	21	77.8	31	26	83.9	10	9	90.0	12	11	91.7
LE NOTSI SS	3201012	2024	2	12		12	100.0				12	12	100.0	12	12	100.0	98	98	100.0	86	84	97.7	34	34	100.0	86	81	94.2	46	46	100.0	52	26	50.0	51	33	64.7
	3201012	2023	2	20		18	90.0				20	20	100.0	20	19	95.0	83	83	100.0	63	58	92.1	26	25	96.2	63	45	71.4	44	41	93.2	39	23	59.0	37	30	81.1
MATLWANGTLWANG SS	3202025	2024	2	9		7	77.8				14	11	78.6	10	10	100.0	71	71	100.0	49	47	95.9	44	43	97.7	27	24	88.9	60	59	98.3	10	9	90.0	11	8	72.7
	3202025	2023	2	8		6	75.0				33	29	87.9	21	10	47.6	83	82	98.8	45	37	82.2	36	30	83.3	38	30	78.9	67	54	80.6	14	5	35.7	13	11	84.6
METSIMATLE SS	3201015	2024	2	9		9	100.0				42	41	97.6	9	9	100.0	42	42	100.0				20	20	100.0	31	30	96.8	26	26	100.0	14	14	100.0	13	8	61.5
	3201015	2023	2	3		3	100.0				31	26	83.9	3	1	33.3	31	31	100.0				20	17	85.0	28	17	60.7	23	20	87.0	8	8	100.0	8	6	75.0
MFUNDO THUTO SS	3201016	2024	2	22		19	86.4	9	8	88.9	25	25	100.0	15	15	100.0	126	126	100.0	90	88	97.8	67	66	98.5	87	76	87.4	100	98	98.0	22	19	86.4	17	16	94.1
	3201016	2023	2	11		9	81.8	23	17	73.9	22	16	72.7	11	8	72.7	108	108	100.0	69	59	85.5	38	33	86.8	77	45	58.4	83	68	81.9	25	24	96.0	25	23	92.0
MOTSWELA SS	3202026	2024	3	24		20	83.3				88	61	69.3	83	52	62.7	138	138	100.0	49	45	91.8				50	45	90.0	106	96	90.6	32	30	93.8	29	29	100.0
	3202026	2023	3	20		20	100.0				72	56	77.8	72	23	31.9	129	129	100.0	57	56	98.2				57	56	98.2	105	96	91.4	24	13	54.2	23	23	100.0
NAMPO ASS	3202028	2024	1														48	48	100.0							20	18	90.0	30	29	96.7	15	7	46.7	10	9	90.0
	3202028	2023	1														48	48	100.0							30	25	83.3	22	18	81.8	25	8	32.0	13	11	84.6
NGWATHE SS	3202029	2024	2					16	16	100.0	11	9	81.8				77	77	100.0	51	51	100.0	38	38	100.0	60	54	90.0	50	50	100.0	25	21	84.0	28	17	60.7
	3202029	2023	2					16	16	100.0	13	11	84.6				79	79	100.0	50	45	90.0	40	34	85.0	57	47	82.5	52	48	92.3	26	21	80.8	27	24	88.9
NKGOPOLENG SS	3201018	2024	3	26		20	76.9				79	76	96.2	42	35	83.3	194	194	100.0	88	84	95.5	123	122	99.2	109	107	98.2	137	127	92.7	45	30	66.7	30	23	76.7
	3201018	2023	3	19		15	78.9				44	43	97.7	33	24	72.7	137	137	100.0	43	42	97.7	61	57	93.4	87	81	93.1	76	60	78.9	52	38	73.1	40	35	87.5

Province Districts	Centre Name	Centre Number	Exam Date	Quintile	Accounting			Agricultural Sciences			Business Studies			Economics			English First Additional Language			Geography			History			Life Sciences			Mathematical Literacy			Mathematics			Physical Sciences			
					Total Wrote	Achieved 30 - 100%	% Achieved at 30% and Above	Total Wrote	Achieved 30 - 100%	% Achieved at 30% and Above	Total Wrote	Achieved 30 - 100%	% Achieved at 30% and Above	Total Wrote	Achieved 30 - 100%	% Achieved at 30% and Above	Total Wrote	Achieved 30 - 100%	% Achieved at 30% and Above	Total Wrote	Achieved 30 - 100%	% Achieved at 30% and Above	Total Wrote	Achieved 30 - 100%	% Achieved at 30% and Above	Total Wrote	Achieved 30 - 100%	% Achieved at 30% and Above	Total Wrote	Achieved 30 - 100%	% Achieved at 30% and Above	Total Wrote	Achieved 30 - 100%	% Achieved at 30% and Above				
					FEZILE DABI	NOMSA SS	3201019	2024	2	9	8	88.9				31	24	77.4	31	23	74.2	113	113	100.0	57	38	66.7	61	58	95.1	68	45	66.2	90	81	90.0	21	16
	3201019	2023	2	16		12	75.0				16	16	100.0	16	7	43.8	81	81	100.0	33	29	87.9	39	35	89.7	66	40	60.6	55	47	85.5	27	16	59.3	26	22	84.6	
	PARYS SKOOL SS	3201020	2024	4		32	29	90.6				48	33	68.8				80	80	100.0	57	57	100.0				26	25	96.2	71	71	100.0	40	38	95.0	30	30	100.0
		3201020	2023	4		37	33	89.2				53	40	75.5				69	69	100.0	64	59	92.2				37	31	83.8	73	71	97.3	39	32	82.1	22	20	90.9
	PELE-YA-PELE SS	3201021	2024	3		26	13	50.0				25	23	92.0	25	24	96.0	71	71	100.0	45	44	97.8	14	14	100.0	46	37	80.4	36	35	97.2	29	26	89.7	30	25	83.3
		3201021	2023	3		21	13	61.9				16	16	100.0	16	15	93.8	78	78	100.0	57	56	98.2	16	15	93.8	62	52	83.9	26	25	96.2	52	35	67.3	46	37	80.4
	PHEHELLANG SS	3201022	2024	3		70	64	91.4				74	74	100.0	74	55	74.3	170	169	99.4	97	94	96.9	46	46	100.0	48	48	100.0	117	114	97.4	51	51	100.0	47	45	95.7
		3201022	2023	3		67	57	85.1				67	66	98.5	67	25	37.3	208	208	100.0	140	129	92.1	72	61	84.7	69	69	100.0	131	119	90.8	76	70	92.1	68	53	77.9
	PHEPHETSO SS	3202032	2024	3		43	33	76.7	56	54	96.4	51	46	90.2	51	31	60.8	159	159	100.0	55	55	100.0	24	24	100.0	83	78	94.0	117	115	98.3	42	33	78.6	27	20	74.1
		3202032	2023	3		42	36	85.7	45	45	100.0	32	29	90.6	32	21	65.6	168	167	99.4	84	84	100.0	39	38	97.4	109	100	91.7	122	118	96.7	46	31	67.4	25	25	100.0
	PHIRITONA SS	3202034	2024	3		22	16	72.7				44	33	75.0	22	21	95.5	214	214	100.0	150	138	92.0	126	124	98.4	41	40	97.6	159	137	86.2	44	19	43.2	41	30	73.2
		3202034	2023	3		16	16	100.0				33	24	72.7	16	15	93.8	195	195	100.0	150	119	79.3	130	119	91.5	33	32	97.0	162	129	79.6	34	16	47.1	33	21	63.6
	QALABOTJHA SS	3201023	2024	2		29	19	65.5				32	27	84.4	31	25	80.6	159	159	100.0	126	112	88.9	93	91	97.8	86	83	96.5	126	113	89.7	28	25	89.3	28	22	78.6
		3201023	2023	2		59	42	71.2				55	48	87.3	55	36	65.5	160	160	100.0	101	92	91.1	73	65	89.0	76	73	96.1	122	113	92.6	38	30	78.9	32	27	84.4
	REBATLA THUTO SS	3202036	2024	2								43	43	100.0	39	35	89.7	90	90	100.0	24	22	91.7	25	25	100.0	21	21	100.0	65	63	96.9	18	18	100.0	21	17	81.0
		3202036	2023	2								36	32	88.9	35	26	74.3	78	78	100.0	26	25	96.2	26	26	100.0	14	14	100.0	61	56	91.8	13	13	100.0	14	14	100.0
	REFENG THABO SS	3201024	2024	2		32	28	87.5				73	66	90.4	32	27	84.4	82	82	100.0	43	40	93.0	46	41	89.1	3	3	100.0	71	59	83.1	7	2	28.6	3	2	66.7
		3201024	2023	2		16	15	93.8				46	42	91.3	16	14	87.5	52	52	100.0	36	35	97.2	30	30	100.0	6	5	83.3	43	35	81.4	9	6	66.7	6	4	66.7
	REHAUHETSWE SS	3202037	2024	1		15	9	60.0				15	13	86.7	15	9	60.0	90	90	100.0	75	59	78.7	58	46	79.3	16	16	100.0	73	54	74.0	16	10	62.5	12	8	66.7
		3202037	2023	1		15	12	80.0				15	12	80.0	15	10	66.7	71	71	100.0	56	50	89.3	33	30	90.9	23	21	91.3	48	42	87.5	22	9	40.9	23	14	60.9

Province Districts	Centre Name	Centre Number	Exam Date	Quintile	Accounting			Agricultural Sciences			Business Studies			Economics			English First Additional Language			Geography			History			Life Sciences			Mathematical Literacy			Mathematics			Physical Sciences		
					Total Wrote	Achieved 30 - 100%	% Achieved at 30% and Above	Total Wrote	Achieved 30 - 100%	% Achieved at 30% and Above	Total Wrote	Achieved 30 - 100%	% Achieved at 30% and Above	Total Wrote	Achieved 30 - 100%	% Achieved at 30% and Above	Total Wrote	Achieved 30 - 100%	% Achieved at 30% and Above	Total Wrote	Achieved 30 - 100%	% Achieved at 30% and Above	Total Wrote	Achieved 30 - 100%	% Achieved at 30% and Above	Total Wrote	Achieved 30 - 100%	% Achieved at 30% and Above	Total Wrote	Achieved 30 - 100%	% Achieved at 30% and Above	Total Wrote	Achieved 30 - 100%	% Achieved at 30% and Above			
					FEZILE DABI	RETSHEDISITSWE SS	3201026	2024	2	13	12	92.3				27	24	88.9	25	21	84.0	102	102	100.0	51	51	100.0	60	59	98.3	18	13	72.2	91	83	91.2	7
		3201026	2023	2	26	20	76.9				42	28	66.7	40	13	32.5	124	123	99.2	52	50	96.2	56	45	80.4	34	31	91.2	91	69	75.8	31	26	83.9	24	21	87.5
	SALOMON SENEKAL CS	3202038	2024	5	4	4	100.0										28	28	100.0							9	7	77.8	20	20	100.0	8	8	100.0	6	6	100.0
		3202038	2023	5													25	25	100.0							8	8	100.0	18	18	100.0	7	6	85.7	5	5	100.0
	SAMUEL SEBEGO PAKI SS	3202039	2024	1	22	22	100.0				38	36	94.7	23	22	95.7	124	124	100.0	55	54	98.2	49	48	98.0	37	36	97.3	80	79	98.8	40	35	87.5	34	29	85.3
		3202039	2023	1	8	8	100.0				38	38	100.0	38	30	78.9	74	74	100.0	19	19	100.0	11	11	100.0	25	25	100.0	47	47	100.0	28	21	75.0	25	22	88.0
	SANDERSVILLE CS	3202040	2024	3	3	3	100.0				27	20	74.1				11	11	100.0							10	10	100.0	26	25	96.2	4	4	100.0	3	3	100.0
		3202040	2023	3	3	3	100.0				23	17	73.9				9	9	100.0							10	10	100.0	18	17	94.4	11	8	72.7	6	4	66.7
	SAREL CILLIERS CS	3202041	2024	3							25	17	68.0				32	32	100.0							18	18	100.0	19	16	84.2	9	4	44.4	6	5	83.3
		3202041	2023	3							30	28	93.3				34	34	100.0							16	15	93.8	28	20	71.4	6	3	50.0	4	4	100.0
	SASOLBURG SS	3201028	2024	5	42	41	97.6				72	65	90.3				63	63	100.0	52	52	100.0	17	17	100.0	86	84	97.7	76	75	98.7	101	92	91.1	69	61	88.4
		3201028	2023	5	50	47	94.0				60	53	88.3				74	74	100.0	55	55	100.0	10	8	80.0	118	109	92.4	73	73	100.0	132	120	90.9	102	97	95.1
	SCHONKENVILLE I/S	3201065	2024	2	26	25	96.2				26	19	73.1													10	10	100.0	26	25	96.2	10	7	70.0	9	7	77.8
		3201065	2023	2	22	20	90.9				27	23	85.2													21	20	95.2	22	22	100.0	21	13	61.9	16	16	100.0
	SEDIBA-THUTO SS	3202042	2024	1	63	58	92.1				83	80	96.4	62	49	79.0	195	195	100.0	113	101	89.4	65	65	100.0	103	90	87.4	121	119	98.3	73	61	83.6	62	51	82.3
		3202042	2023	1	25	24	96.0				25	24	96.0	25	19	76.0	166	166	100.0	119	113	95.0	92	88	95.7	138	102	73.9	106	100	94.3	60	53	88.3	49	47	95.9
	STEYNSRUS CS	3202043	2024	4	9	7	77.8				17	14	82.4													10	9	90.0	12	12	100.0	9	6	66.7	4	3	75.0
		3202043	2023	4	9	8	88.9				17	14	82.4													8	5	62.5	16	16	100.0	4	3	75.0	4	2	50.0
	THABANG SS	3202045	2024	1	6	6	100.0				45	35	77.8	6	3	50.0	59	59	100.0	53	51	96.2	39	37	94.9	14	13	92.9	43	38	88.4	16	14	87.5	14	12	85.7
		3202045	2023	1	15	11	73.3				46	45	97.8	15	14	93.3	102	102	100.0	87	74	85.1	65	50	76.9	56	34	60.7	81	64	79.0	21	14	66.7	21	15	71.4

Province Districts	Centre Name	Centre Number	Exam Date	Quintile	Accounting			Agricultural Sciences			Business Studies			Economics			English First Additional Language			Geography			History			Life Sciences			Mathematical Literacy			Mathematics			Physical Sciences					
					Total Wrote	Achieved 30 - 100%	% Achieved at 30% and Above	Total Wrote	Achieved 30 - 100%	% Achieved at 30% and Above	Total Wrote	Achieved 30 - 100%	% Achieved at 30% and Above	Total Wrote	Achieved 30 - 100%	% Achieved at 30% and Above	Total Wrote	Achieved 30 - 100%	% Achieved at 30% and Above	Total Wrote	Achieved 30 - 100%	% Achieved at 30% and Above	Total Wrote	Achieved 30 - 100%	% Achieved at 30% and Above	Total Wrote	Achieved 30 - 100%	% Achieved at 30% and Above	Total Wrote	Achieved 30 - 100%	% Achieved at 30% and Above	Total Wrote	Achieved 30 - 100%	% Achieved at 30% and Above	Total Wrote	Achieved 30 - 100%	% Achieved at 30% and Above			
					THAKAMESO CSS	3202046	2024	2										87	87	100.0																				10
	3202046	2023	2										116	115	99.1																		7	5	71.4	7	3	42.9		
THUTO KE LESEDI T/S	3201501	2024	3										114	114	100.0																			50	45	90.0	26	25	96.2	
	3201501	2023	3										129	129	100.0																		50	47	94.0	50	33	66.0		
TRIO S/S	3202075	2024	5	23	23	100.0	11	9	81.8	70	51	72.9												62	57	91.9	105	104	99.0	72	66	91.7	53	46	86.8					
	3202075	2023	5	31	29	93.5	15	14	93.3	75	68	90.7												78	73	93.6	116	116	100.0	81	80	98.8	56	51	91.1					
TSEBO-ULWAZI SS	3201029	2024	2	23	18	78.3				9	9	100.0	23	16	69.6	34	34	100.0						11	10	90.9	22	22	100.0	12	10	83.3	11	8	72.7					
	3201029	2023	2	19	17	89.5				8	8	100.0	19	15	78.9	44	44	100.0						25	17	68.0	17	16	94.1	22	11	50.0	25	9	36.0					
TWEELING CS	3201031	2024	2	14	13	92.9				17	16	94.1				36	36	100.0	22	21	95.5			19	19	100.0	28	27	96.4	8	8	100.0	8	8	100.0	8	8	100.0		
	3201031	2023	2	7	7	100.0				17	17	100.0				35	35	100.0	28	27	96.4			22	19	86.4	28	28	100.0	7	7	100.0	7	6	85.7					
VAAL CHRISTIAN CI/S	3201032	2024	99	10	10	100.0				33	32	97.0	33	30	90.9								11	11	100.0	18	18	100.0	29	29	100.0	15	11	73.3	11	7	63.6			
	3201032	2023	99	8	6	75.0				36	34	94.4	34	24	70.6								15	14	93.3	16	16	100.0	29	29	100.0	22	19	86.4	17	17	100.0			
VAALPARK ARTICON	3201033	2024	5	14	14	100.0				50	42	84.0				8	8	100.0					8	8	100.0	52	49	94.2	42	41	97.6	55	44	80.0	38	31	81.6			
	3201033	2023	5	20	16	80.0				52	48	92.3				9	9	100.0					9	7	77.8	49	44	89.8	35	34	97.1	56	35	62.5	26	22	84.6			
VILLIERS CS	3201034	2024	4	2	2	100.0										7	7	100.0	17	17	100.0			6	6	100.0	7	7	100.0	11	7	63.6	8	4	50.0					
	3201034	2023	4	6	3	50.0										1	1	100.0	4	4	100.0			8	6	75.0	8	8	100.0	2	1	50.0	2	1	50.0					
WEIVELD ASS	3201035	2024	1	18	15	83.3				46	35	76.1				41	41	100.0						30	24	80.0	67	57	85.1	30	16	53.3	26	11	42.3					
	3201035	2023	1	14	10	71.4				45	30	66.7				54	53	98.1						30	27	90.0	57	49	86.0	32	11	34.4	28	7	25.0					
WILGERVIER CS	3201036	2024	5	8	8	100.0										56	56	100.0	14	14	100.0			15	15	100.0	41	41	100.0	15	14	93.3	13	13	100.0					
	3201036	2023	5	10	10	100.0										43	43	100.0	8	8	100.0			15	15	100.0	23	23	100.0	20	20	100.0	15	14	93.3					

Province Districts	Centre Name	Centre Number	Exam Date	Quintile	Accounting			Agricultural Sciences			Business Studies			Economics			English First Additional Language			Geography			History			Life Sciences			Mathematical Literacy			Mathematics			Physical Sciences		
					Total Wrote	Achieved 30 - 100%	% Achieved at 30% and Above	Total Wrote	Achieved 30 - 100%	% Achieved at 30% and Above	Total Wrote	Achieved 30 - 100%	% Achieved at 30% and Above	Total Wrote	Achieved 30 - 100%	% Achieved at 30% and Above	Total Wrote	Achieved 30 - 100%	% Achieved at 30% and Above	Total Wrote	Achieved 30 - 100%	% Achieved at 30% and Above	Total Wrote	Achieved 30 - 100%	% Achieved at 30% and Above	Total Wrote	Achieved 30 - 100%	% Achieved at 30% and Above	Total Wrote	Achieved 30 - 100%	% Achieved at 30% and Above	Total Wrote	Achieved 30 - 100%	% Achieved at 30% and Above			
					FEZILE DABI	YAKHISISWE SS	3201037	2024	3	3	2	66.7				33	26	78.8				124	124	100.0	81	75	92.6	90	84	93.3	24	21	87.5	79	75	94.9	18
		3201037	2023	3	7	7	100.0				16	16	100.0	7	6	85.7	80	80	100.0	62	58	93.5	61	57	93.4	15	13	86.7	61	53	86.9	13	6	46.2	11	9	81.8
	ZENITH C/IS	3202048	2024	99	4	4	100.0				22	21	95.5	11	7	63.6	14	14	100.0				21	21	100.0	17	17	100.0	32	32	100.0	15	14	93.3	9	9	100.0
		3202048	2023	99	6	6	100.0				25	25	100.0	13	10	76.9	14	14	100.0				20	20	100.0	16	16	100.0	33	33	100.0	13	11	84.6	9	7	77.8
	ADELAIDE TAMBO SS	3182083	2024	3	19	16	84.2				19	14	73.7	19	14	73.7	66	66	100.0	47	46	97.9				47	45	95.7				65	49	75.4	47	28	59.6
		3182083	2023	3	20	19	95.0				20	19	95.0	20	17	85.0	81	81	100.0	61	60	98.4				61	56	91.8				80	70	87.5	60	47	78.3
	AKADEMIA SS	3182001	2024	2	16	16	100.0				77	44	57.1				170	170	100.0	74	55	74.3	98	82	83.7	56	37	66.1	141	115	81.6	29	17	58.6	19	14	73.7
		3182001	2023	2	13	13	100.0				83	63	75.9				174	174	100.0	75	63	84.0	106	98	92.5	56	39	69.6	143	124	86.7	32	13	40.6	17	17	100.0
	ARAMELA CS	3181001	2024	2	17	14	82.4				17	15	88.2	17	15	88.2	58	58	100.0	41	39	95.1	32	32	100.0	41	29	70.7	48	44	91.7	10	10	100.0	9	6	66.7
		3181001	2023	2	12	12	100.0				12	12	100.0	12	12	100.0	43	43	100.0	31	26	83.9	21	20	95.2	31	20	64.5	32	26	81.3	11	8	72.7	10	9	90.0
	BAHALE SS	3182002	2024	3	37	33	89.2				48	40	83.3	37	25	67.6	79	79	100.0	42	40	95.2	32	30	93.8	31	23	74.2	63	60	95.2	16	6	37.5	10	10	100.0
		3182002	2023	3	53	39	73.6				80	70	87.5	53	20	37.7	129	129	100.0	76	68	89.5	57	56	98.2	49	27	55.1	99	90	90.9	30	17	56.7	19	18	94.7
	BOSHOF CS	3181002	2024	3	13	11	84.6				32	31	96.9													21	21	100.0	32	30	93.8	19	15	78.9	19	10	52.6
		3181002	2023	3	11	4	36.4				23	21	91.3				8	8	100.0							20	19	95.0	20	20	100.0	23	16	69.6	20	11	55.0
	BOTHAVILLE SS	3181003	2024	5	19	19	100.0	11	9	81.8	6	2	33.3				38	38	100.0							15	15	100.0	21	20	95.2	17	14	82.4	6	6	100.0
		3181003	2023	5	29	21	72.4	9	8	88.9	9	8	88.9				45	45	100.0							21	21	100.0	26	26	100.0	19	18	94.7	10	10	100.0
	BOVAAL ACS	3181004	2024	1												12	12	100.0	12	10	83.3							12	12	100.0							
		3181004	2023	1										8	1	12.5	8	8	100.0									8	8	100.0							
	BULTFONTEIN CS	3181005	2024	5	2	2	100.0	18	18	100.0							28	28	100.0							13	13	100.0	20	20	100.0	8	8	100.0	8	8	100.0
		3181005	2023	5	4	4	100.0	10	8	80.0							26	26	100.0							11	11	100.0	17	17	100.0	9	9	100.0	5	5	100.0

Province Districts	Centre Name	Centre Number	Exam Date	Quintile	Accounting			Agricultural Sciences			Business Studies			Economics			English First Additional Language			Geography			History			Life Sciences			Mathematical Literacy			Mathematics			Physical Sciences		
					Total Wrote	Achieved 30 - 100%	% Achieved at 30% and Above	Total Wrote	Achieved 30 - 100%	% Achieved at 30% and Above	Total Wrote	Achieved 30 - 100%	% Achieved at 30% and Above	Total Wrote	Achieved 30 - 100%	% Achieved at 30% and Above	Total Wrote	Achieved 30 - 100%	% Achieved at 30% and Above	Total Wrote	Achieved 30 - 100%	% Achieved at 30% and Above	Total Wrote	Achieved 30 - 100%	% Achieved at 30% and Above	Total Wrote	Achieved 30 - 100%	% Achieved at 30% and Above	Total Wrote	Achieved 30 - 100%	% Achieved at 30% and Above	Total Wrote	Achieved 30 - 100%	% Achieved at 30% and Above			
					LEJWELEPUTSWA	CONCORDIA SS	3182006	2024	2	35	21	60.0				155	127	81.9	20	6	30.0	203	202	99.5	143	120	83.9				45	30	66.7	139	102	73.4	61
		3182006	2023	2	36	21	58.3				63	39	61.9	29	19	65.5	91	91	100.0	48	43	89.6				28	25	89.3	49	38	77.6	42	11	26.2	28	24	85.7
	DIPHETOHO SS	3181006	2024	1													100	99	99.0	96	88	91.7	84	61	72.6	16	14	87.5	85	69	81.2	16	10	62.5	16	10	62.5
		3181006	2023	1													118	117	99.2	96	76	79.2	78	59	75.6	40	26	65.0	77	61	79.2	39	26	66.7	22	16	72.7
	DUNAMIS CHRISTIAN C/I/S	3182086	2024	99	3	2	66.7				11	11	100.0	9	8	88.9				4	4	100.0	2	2	100.0	9	9	100.0	12	12	100.0	9	7	77.8	8	6	75.0
		3182086	2023	99	6	5	83.3				8	6	75.0	7	7	100.0				4	4	100.0	5	5	100.0	7	7	100.0	10	10	100.0	8	7	87.5	6	6	100.0
	ED-U-COLLEGE WELKOM C/I/S	3182008	2024	99							6	4	66.7				4	4	100.0	14	12	85.7				8	6	75.0	5	5	100.0	9	2	22.2	8	0	0.0
		3182008	2023	99													1	1	100.0	6	6	100.0				6	6	100.0				7	3	42.9	7	4	57.1
	EDMUND RICE C/I/S	3181063	2024	99	8	7	87.5				11	10	90.9	8	8	100.0										21	21	100.0	11	11	100.0	18	18	100.0	18	18	100.0
		3181063	2023	99	14	13	92.9				14	13	92.9	10	8	80.0										13	13	100.0	13	13	100.0	10	8	80.0	9	9	100.0
	ELDORET SS	3181008	2024	3	5	3	60.0				56	36	64.3	56	33	58.9	113	113	100.0	56	41	73.2				57	30	52.6	94	69	73.4	19	12	63.2	19	10	52.6
		3181008	2023	3	11	7	63.6				37	24	64.9	37	29	78.4	65	65	100.0							28	24	85.7	42	32	76.2	23	18	78.3	23	18	78.3
	GOUDVELD SS	3182010	2024	5	29	25	86.2				38	33	86.8				146	146	100.0	39	35	89.7				55	50	90.9	112	112	100.0	35	35	100.0	21	20	95.2
		3182010	2023	5	26	23	88.5				23	20	87.0				132	132	100.0	26	25	96.2				66	61	92.4	87	86	98.9	45	42	93.3	38	34	89.5
	HANOVER CFS	3181009	2024	1													28	28	100.0	28	24	85.7	16	16	100.0	28	10	35.7	16	16	100.0	12	3	25.0	12	2	16.7
		3181009	2023	1													30	30	100.0	30	27	90.0	13	13	100.0	30	22	73.3	13	11	84.6	17	3	17.6	17	6	35.3
	HARMONY SS	3182011	2024	5	53	42	79.2				77	70	90.9	58	47	81.0				52	51	98.1				47	41	87.2	55	53	96.4	50	35	70.0	28	16	57.1
		3182011	2023	5	21	12	57.1				66	63	95.5	55	55	100.0				74	73	98.6				36	30	83.3	62	60	96.8	31	23	74.2	27	13	48.1
	HENNENMAN SS	3182013	2024	5	13	13	100.0				18	15	83.3				43	43	100.0	25	24	96.0				14	13	92.9	26	25	96.2	17	15	88.2	9	9	100.0
		3182013	2023	5	12	12	100.0				19	15	78.9				48	48	100.0	25	22	88.0				13	12	92.3	32	32	100.0	16	13	81.3	9	9	100.0



Province Districts	Centre Name	Centre Number	Exam Date	Quintile	Accounting			Agricultural Sciences			Business Studies			Economics			English First Additional Language			Geography			History			Life Sciences			Mathematical Literacy			Mathematics			Physical Sciences		
					Total Wrote	Achieved 30 - 100%	% Achieved at 30% and Above	Total Wrote	Achieved 30 - 100%	% Achieved at 30% and Above	Total Wrote	Achieved 30 - 100%	% Achieved at 30% and Above	Total Wrote	Achieved 30 - 100%	% Achieved at 30% and Above	Total Wrote	Achieved 30 - 100%	% Achieved at 30% and Above	Total Wrote	Achieved 30 - 100%	% Achieved at 30% and Above	Total Wrote	Achieved 30 - 100%	% Achieved at 30% and Above	Total Wrote	Achieved 30 - 100%	% Achieved at 30% and Above	Total Wrote	Achieved 30 - 100%	% Achieved at 30% and Above	Total Wrote	Achieved 30 - 100%	% Achieved at 30% and Above			
					LEJWELEPUTSWA	HENTIE CILLIERS HS	3182014	2024	4	22	21	95.5				34	22	64.7				33	33	100.0	38	36	94.7				53	47	88.7	60	59	98.3	37
		3182014	2023	4	38	30	78.9				28	23	82.1				34	34	100.0	35	33	94.3				64	56	87.5	53	52	98.1	52	43	82.7	29	25	86.2
	HOOPSTAD CS	3181010	2024	5	6	6	100.0										32	32	100.0	2	2	100.0				24	23	95.8	12	12	100.0	20	20	100.0	9	9	100.0
		3181010	2023	5	5	5	100.0										28	28	100.0	9	9	100.0				17	17	100.0	17	17	100.0	11	11	100.0	6	6	100.0
	HTS WELKOM	3182015	2024	4													6	6	100.0												25	18	72.0	25	19	76.0	
		3182015	2023	4													8	8	100.0												37	18	48.6	14	13	92.9	
	IPHATELENG SS	3181011	2024	1	28	24	85.7				27	25	92.6	28	24	85.7	72	72	100.0	42	33	78.6	31	28	90.3	30	30	100.0	60	56	93.3	12	10	83.3	12	12	100.0
		3181011	2023	1	15	12	80.0				15	13	86.7	15	14	93.3	67	67	100.0	52	44	84.6	35	29	82.9	37	28	75.7	49	37	75.5	18	17	94.4	17	17	100.0
	IPOPENG SS	3182016	2024	2	25	22	88.0				84	68	81.0	82	22	26.8	112	111	99.1							27	26	96.3	84	73	86.9	27	18	66.7	27	20	74.1
		3182016	2023	2	31	25	80.6				72	60	83.3	72	41	56.9	95	95	100.0							23	22	95.7	72	62	86.1	23	11	47.8	23	18	78.3
	ITHABELENG SS	3181012	2024	1	32	32	100.0				46	40	87.0	46	36	78.3	143	143	100.0	111	102	91.9	62	62	100.0	97	69	71.1	104	98	94.2	38	29	76.3	35	26	74.3
		3181012	2023	1	16	16	100.0				20	19	95.0	20	17	85.0	116	116	100.0	100	95	95.0	66	66	100.0	94	68	72.3	86	79	91.9	29	21	72.4	30	26	86.7
	ITOKISENENG CFS	3181013	2024	1	7	5	71.4	6	4	66.7	10	6	60.0				13	13	100.0							3	3	100.0	12	10	83.3	1	0	0.0			
		3181013	2023	1	7	5	71.4	5	1	20.0	9	8	88.9				12	12	100.0							3	3	100.0	10	9	90.0	2	0	0.0			
	JC MOTUMI SS	3181015	2024	2	15	12	80.0				15	12	80.0	15	10	66.7	64	64	100.0	49	46	93.9	28	25	89.3	49	43	87.8	43	37	86.0	21	18	85.7	21	17	81.0
		3181015	2023	2	19	8	42.1				19	15	78.9	19	14	73.7	72	72	100.0	53	51	96.2	25	22	88.0	53	51	96.2	38	27	71.1	34	19	55.9	28	23	82.1
	KAGISANO CS	3181016	2024	2	1	1	100.0				25	21	84.0	25	21	84.0	38	38	100.0	28	27	96.4				13	12	92.3	25	22	88.0	13	11	84.6	13	11	84.6
		3181016	2023	2	3	3	100.0				11	10	90.9	11	10	90.9	33	33	100.0	22	22	100.0				22	21	95.5	11	11	100.0	22	21	95.5	22	19	86.4
	KGHOLOLOSEGO SS	3181045	2024	1	21	15	71.4				41	38	92.7	18	8	44.4	44	44	100.0	23	20	87.0	23	23	100.0	3	3	100.0	41	41	100.0	3	2	66.7	3	1	33.3
		3181045	2023	1	15	10	66.7				22	21	95.5	13	6	46.2	24	24	100.0	9	8	88.9	9	9	100.0	2	1	50.0	22	17	77.3	1	1	100.0	1	1	100.0

Province Districts	Centre Name	Centre Number	Exam Date	Quintile	Accounting			Agricultural Sciences			Business Studies			Economics			English First Additional Language			Geography			History			Life Sciences			Mathematical Literacy			Mathematics			Physical Sciences			
					Total Wrote	Achieved 30 - 100%	% Achieved at 30% and Above	Total Wrote	Achieved 30 - 100%	% Achieved at 30% and Above	Total Wrote	Achieved 30 - 100%	% Achieved at 30% and Above	Total Wrote	Achieved 30 - 100%	% Achieved at 30% and Above	Total Wrote	Achieved 30 - 100%	% Achieved at 30% and Above	Total Wrote	Achieved 30 - 100%	% Achieved at 30% and Above	Total Wrote	Achieved 30 - 100%	% Achieved at 30% and Above	Total Wrote	Achieved 30 - 100%	% Achieved at 30% and Above	Total Wrote	Achieved 30 - 100%	% Achieved at 30% and Above	Total Wrote	Achieved 30 - 100%	% Achieved at 30% and Above				
					LEJWELEPUTSWA	KHELENG SS	3182017	2024	3	84	55	65.5				72	64	88.9	72	61	84.7	173	173	100.0	89	85	95.5	55	52	94.5	100	80	80.0	106	102	96.2	66	39
	3182017	2023	3	93		53	57.0				77	74	96.1	77	68	88.3	131	131	100.0	38	38	100.0	17	15	88.2	54	50	92.6	86	86	100.0	45	34	75.6	37	35	94.6	
KUTLOANONG SS	3181019	2024	1	16		13	81.3				46	39	84.8	46	44	95.7	114	114	100.0	66	64	97.0	23	23	100.0	35	35	100.0	94	86	91.5	20	13	65.0	20	16	80.0	
	3181019	2023	1	9		7	77.8				31	29	93.5	31	31	100.0	116	116	100.0	82	79	96.3	10	10	100.0	64	40	62.5	97	88	90.7	19	12	63.2	19	12	63.2	
LA WESI SS	3181020	2024	3	30		23	76.7				30	29	96.7	30	27	90.0	83	83	100.0	54	46	85.2	35	30	85.7	19	19	100.0	61	57	93.4	23	8	34.8	10	9	90.0	
	3181020	2023	3	21		17	81.0				21	20	95.2	29	25	86.2	64	64	100.0	43	41	95.3	14	14	100.0	21	20	95.2	41	41	100.0	23	14	60.9	21	18	85.7	
LEBOGANG SS	3182018	2024	3	14		13	92.9				21	16	76.2	21	7	33.3	103	103	100.0	64	61	95.3	64	49	76.6	31	30	96.8	70	54	77.1	32	19	59.4	18	10	55.6	
	3182018	2023	3	14		11	78.6				20	16	80.0	20	10	50.0	93	93	100.0	62	52	83.9	42	40	95.2	39	27	69.2	54	43	79.6	40	17	42.5	32	10	31.3	
LEKGARIETSE SS	3182067	2024	3	31		12	38.7				31	24	77.4	31	23	74.2	85	85	100.0	54	53	98.1	30	29	96.7	53	50	94.3	58	52	89.7	20	16	80.0	24	21	87.5	
	3182067	2023	3	33		17	51.5				42	33	78.6	41	36	87.8	125	125	100.0	83	77	92.8	43	40	93.0	73	43	58.9	74	61	82.4	26	13	50.0	25	17	68.0	
LENAKENG TS	3182019	2024	2														77	77	100.0																			
	3182019	2023	2														58	58	100.0																			
LEPHOLA CSS	3182020	2024	3	86		72	83.7				119	113	95.0	86	58	67.4	286	286	100.0	199	196	98.5	58	52	89.7	142	135	95.1	123	113	91.9	149	97	65.1	101	79	78.2	
	3182020	2023	3	58		56	96.6				56	55	98.2	56	46	82.1	213	213	100.0	160	139	86.9	63	41	65.1	95	75	78.9	83	59	71.1	132	77	58.3	97	61	62.9	
LESEDING TS	3182021	2024	3														149	149	100.0																			
	3182021	2023	3														186	186	100.0																			
LETSETE SS	3182023	2024	2	33		31	93.9	8	8	100.0	109	105	96.3	33	33	100.0	145	145	100.0	80	80	100.0	53	53	100.0	36	36	100.0	108	105	97.2	37	32	86.5	36	36	100.0	
	3182023	2023	2	29		26	89.7	13	13	100.0	92	83	90.2	29	23	79.3	131	131	100.0	69	65	94.2	44	43	97.7	40	40	100.0	89	78	87.6	42	27	64.3	40	37	92.5	
MAMELLANG-THUTO SS	3181022	2024	1	58	49	84.5	55	45	81.8	58	55	94.8	58	47	81.0	143	143	100.0	67	62	92.5				85	76	89.4	90	79	87.8	53	36	67.9	48	41	85.4		
	3181022	2023	1	78	43	55.1	76	59	77.6	78	68	87.2	78	53	67.9	236	236	100.0	133	121	91.0				158	115	72.8	118	90	76.3	117	65	55.6	106	84	79.2		

Province Districts	Centre Name	Centre Number	Exam Date	Quintile	Accounting			Agricultural Sciences			Business Studies			Economics			English First Additional Language			Geography			History			Life Sciences			Mathematical Literacy			Mathematics			Physical Sciences			
					Total Wrote	Achieved 30 - 100%	% Achieved at 30% and Above	Total Wrote	Achieved 30 - 100%	% Achieved at 30% and Above	Total Wrote	Achieved 30 - 100%	% Achieved at 30% and Above	Total Wrote	Achieved 30 - 100%	% Achieved at 30% and Above	Total Wrote	Achieved 30 - 100%	% Achieved at 30% and Above	Total Wrote	Achieved 30 - 100%	% Achieved at 30% and Above	Total Wrote	Achieved 30 - 100%	% Achieved at 30% and Above	Total Wrote	Achieved 30 - 100%	% Achieved at 30% and Above	Total Wrote	Achieved 30 - 100%	% Achieved at 30% and Above	Total Wrote	Achieved 30 - 100%	% Achieved at 30% and Above	Total Wrote	Achieved 30 - 100%	% Achieved at 30% and Above	
					LEJWELEPUTSWA	MAMELLO SS	3182024	2024	2	11	10	90.9	19	18	94.7	55	48	87.3	55	40	72.7	202	202	100.0	129	106	82.2	74	59	79.7	73	68	93.2	118	94	79.7	85	57
		3182024	2023	2	21	10	47.6	38	38	100.0	61	51	83.6	61	49	80.3	232	232	100.0	133	129	97.0	96	65	67.7	75	68	90.7	136	113	83.1	96	47	49.0	75	55	73.3	
	MAREMATLOU SS	3182025	2024	1	46	40	87.0	13	13	100.0	153	135	88.2	129	117	90.7	184	184	100.0	125	119	95.2				55	54	98.2	141	135	95.7	43	41	95.3	31	31	100.0	
		3182025	2023	1	71	37	52.1	32	32	100.0	112	97	86.6	101	87	86.1	172	172	100.0	172	157	91.3				137	98	71.5	112	103	92.0	59	49	83.1	58	39	67.2	
	MATSERIPE SS	3182026	2024	1	18	17	94.4				76	73	96.1	17	15	88.2	95	95	100.0	77	75	97.4	59	59	100.0	19	19	100.0	76	75	98.7	19	15	78.9	19	14	73.7	
		3182026	2023	1	14	13	92.9				48	41	85.4	14	12	85.7	72	72	100.0	57	54	94.7	34	34	100.0	24	24	100.0	48	45	93.8	24	18	75.0	24	20	83.3	
	MELODING SS	3182028	2024	2	22	12	54.5	76	55	72.4	27	23	85.2	22	12	54.5	145	145	100.0	84	72	85.7	52	44	84.6	71	54	76.1	106	93	87.7	39	22	56.4	39	17	43.6	
		3182028	2023	2	27	20	74.1	22	18	81.8	18	17	94.4	24	22	91.7	98	98	100.0	54	52	96.3	41	38	92.7	56	37	66.1	46	39	84.8	52	18	34.6	28	14	50.0	
	MONYAKENG SS	3181026	2024	1	58	47	81.0				58	50	86.2	58	49	84.5	146	146	100.0	88	75	85.2	56	52	92.9	88	68	77.3	114	103	90.4	32	15	46.9	32	23	71.9	
		3181026	2023	1	53	36	67.9				53	47	88.7	52	44	84.6	102	102	100.0	49	45	91.8	28	27	96.4	49	40	81.6	76	71	93.4	26	17	65.4	21	18	85.7	
	MOPHATE SS	3181028	2024	2	41	23	56.1				58	42	72.4	61	46	75.4	114	114	100.0	56	55	98.2				56	41	73.2	51	51	100.0	63	32	50.8	53	22	41.5	
		3181028	2023	2	75	39	52.0				119	86	72.3	130	86	66.2	181	181	100.0	62	58	93.5				62	46	74.2	99	87	87.9	82	41	50.0	51	30	58.8	
	MOSALA SS	3181029	2024	3	25	20	80.0				26	26	100.0	25	24	96.0	135	135	100.0	109	104	95.4	53	50	94.3	86	74	86.0	78	73	93.6	57	51	89.5	56	25	44.6	
		3181029	2023	3	33	26	78.8				50	41	82.0	33	33	100.0	131	131	100.0	81	80	98.8	50	42	84.0	63	56	88.9	80	69	86.3	51	37	72.5	48	22	45.8	
	NALEDI-YA-BOTJABELA SS	3182030	2024	1	20	13	65.0				17	16	94.1	16	14	87.5	47	47	100.0	27	24	88.9	18	18	100.0	29	19	65.5	35	34	97.1	12	9	75.0	11	9	81.8	
		3182030	2023	1	18	13	72.2				14	14	100.0	14	10	71.4	42	42	100.0	24	23	95.8	17	16	94.1	28	13	46.4	31	31	100.0	11	7	63.6	11	7	63.6	
	NANABOLELA SS	3182031	2024	2	34	28	82.4				31	28	90.3	26	25	96.2	153	153	100.0	118	118	100.0	63	63	100.0	52	52	100.0	91	90	98.9	56	53	94.6	47	45	95.7	
		3182031	2023	2	33	31	93.9				30	22	73.3	30	30	100.0	153	153	100.0	120	114	95.0	73	73	100.0	52	51	98.1	106	98	92.5	44	43	97.7	45	42	93.3	
	OZIEL SELELE CSS	3181031	2024	1													120	120	100.0																			
		3181031	2023	1													75	75	100.0																			

Province Districts	Centre Name	Centre Number	Exam Date	Quintile	Accounting			Agricultural Sciences			Business Studies			Economics			English First Additional Language			Geography			History			Life Sciences			Mathematical Literacy			Mathematics			Physical Sciences		
					Total Wrote	Achieved 30 - 100%	% Achieved at 30% and Above	Total Wrote	Achieved 30 - 100%	% Achieved at 30% and Above	Total Wrote	Achieved 30 - 100%	% Achieved at 30% and Above	Total Wrote	Achieved 30 - 100%	% Achieved at 30% and Above	Total Wrote	Achieved 30 - 100%	% Achieved at 30% and Above	Total Wrote	Achieved 30 - 100%	% Achieved at 30% and Above	Total Wrote	Achieved 30 - 100%	% Achieved at 30% and Above	Total Wrote	Achieved 30 - 100%	% Achieved at 30% and Above	Total Wrote	Achieved 30 - 100%	% Achieved at 30% and Above	Total Wrote	Achieved 30 - 100%	% Achieved at 30% and Above	Total Wrote	Achieved 30 - 100%	% Achieved at 30% and Above
					LEJWELEPUTSWA	PHEHELLO SS	3181033	2024	1	92	56	60.9				74	67	90.5	63	42	66.7	135	135	100.0	31	26	83.9	10	7	70.0	61	47	77.0	58	50	86.2	77
		3181033	2023	1	53	41	77.4				33	29	87.9	29	23	79.3	109	109	100.0	42	36	85.7	4	3	75.0	77	65	84.4	33	29	87.9	77	42	54.5	77	60	77.9
	RAINBOW SS	3181027	2024	1	44	40	90.9				83	81	97.6	83	71	85.5	219	218	99.5	136	133	97.8	96	96	100.0	111	109	98.2	170	165	97.1	49	42	85.7	40	40	100.0
		3181027	2023	1	35	33	94.3				60	59	98.3	60	44	73.3	155	155	100.0	95	93	97.9	47	47	100.0	78	74	94.9	101	98	97.0	54	43	79.6	48	45	93.8
	REARABETSWE SS	3181035	2024	3	50	45	90.0				22	18	81.8	22	19	86.4	127	127	100.0	35	34	97.1	42	33	78.6	79	58	73.4	56	41	73.2	71	29	40.8	63	49	77.8
		3181035	2023	3	8	7	87.5				8	8	100.0	8	6	75.0	88	88	100.0	33	32	97.0	37	34	91.9	46	42	91.3	56	47	83.9	32	23	71.9	32	24	75.0
	REATLEHILE SS	3182035	2024	3	20	20	100.0				20	20	100.0	20	19	95.0	91	91	100.0	71	71	100.0	56	55	98.2	15	15	100.0	76	73	96.1	15	13	86.7	11	7	63.6
		3182035	2023	3	19	19	100.0				19	19	100.0	19	19	100.0	88	88	100.0	71	71	100.0				71	64	90.1	72	71	98.6	18	18	100.0	16	16	100.0
	REFIHLITSE CS	3182037	2024	2							13	9	69.2				23	23	100.0	23	23	100.0				23	15	65.2	13	12	92.3	10	4	40.0	10	8	80.0
		3182037	2023	2							14	13	92.9				26	26	100.0	26	23	88.5				26	21	80.8	14	14	100.0	12	5	41.7	12	11	91.7
	RELEKILE SS	3181037	2024	1	26	25	96.2				32	31	96.9	32	22	68.8	132	132	100.0	100	88	88.0	83	73	88.0	37	36	97.3	113	98	86.7	19	14	73.7	17	8	47.1
		3181037	2023	1	40	33	82.5				41	35	85.4	42	23	54.8	160	158	98.8	116	95	81.9	95	85	89.5	30	29	96.7	134	103	76.9	25	21	84.0	23	16	69.6
	REPHOLOSITSWE SS	3181038	2024	1	47	35	74.5				78	54	69.2	79	37	46.8	177	176	99.4	99	68	68.7	75	71	94.7	99	72	72.7	154	118	76.6	24	19	79.2	24	18	75.0
		3181038	2023	1	44	14	31.8				72	52	72.2	72	40	55.6	167	167	100.0	95	76	80.0	57	57	100.0	95	67	70.5	118	91	77.1	49	20	40.8	38	15	39.5
	RHEEDER PARK COMBINED SCHOOL	3182075	2024	2	28	25	89.3	33	15	45.5	44	43	97.7	31	20	64.5	102	102	100.0	48	45	93.8	22	22	100.0	36	31	86.1	86	71	82.6	16	4	25.0	12	8	66.7
		3182075	2023	2	42	41	97.6				51	50	98.0	51	42	82.4	80	80	100.0							29	23	79.3	49	41	83.7	31	8	25.8	29	15	51.7
	RIEBEECKSTAD SS	3182039	2024	4	24	24	100.0				88	59	67.0	26	17	65.4	7	7	100.0	47	43	91.5				39	34	87.2	89	88	98.9	44	28	63.6	30	12	40.0
		3182039	2023	4	24	20	83.3				78	63	80.8	28	14	50.0	13	13	100.0	71	64	90.1				42	35	83.3	96	93	96.9	40	30	75.0	28	22	78.6
	SAINT ANNE'S THS	3182084	2024	99							32	27	84.4							27	27	100.0				24	20	83.3	28	28	100.0	14	14	100.0	14	14	100.0
		3182084	2023	99							23	19	82.6							59	58	98.3				55	46	83.6	21	21	100.0	30	12	40.0	29	23	79.3

Province Districts	Centre Name	Centre Number	Exam Date	Quintile	Accounting			Agricultural Sciences			Business Studies			Economics			English First Additional Language			Geography			History			Life Sciences			Mathematical Literacy			Mathematics			Physical Sciences		
					Total Wrote	Achieved 30 - 100%	% Achieved at 30% and Above	Total Wrote	Achieved 30 - 100%	% Achieved at 30% and Above	Total Wrote	Achieved 30 - 100%	% Achieved at 30% and Above	Total Wrote	Achieved 30 - 100%	% Achieved at 30% and Above	Total Wrote	Achieved 30 - 100%	% Achieved at 30% and Above	Total Wrote	Achieved 30 - 100%	% Achieved at 30% and Above	Total Wrote	Achieved 30 - 100%	% Achieved at 30% and Above	Total Wrote	Achieved 30 - 100%	% Achieved at 30% and Above	Total Wrote	Achieved 30 - 100%	% Achieved at 30% and Above	Total Wrote	Achieved 30 - 100%	% Achieved at 30% and Above			
					LEJWELEPUTSWA	SANDVELD CS	3181039	2024	5	8	8	100.0								18	18	100.0	10	10	100.0				9	9	100.0	13	13	100.0	5	5	100.0
		3181039	2023	5	4	4	100.0				7	7	100.0				16	16	100.0	12	12	100.0				9	9	100.0	12	12	100.0	4	4	100.0	2	2	100.0
	SENZILE CS	3181040	2024	1	8	7	87.5				9	8	88.9	9	6	66.7	85	85	100.0	72	69	95.8	59	57	96.6	17	10	58.8	68	55	80.9	16	7	43.8	17	9	52.9
		3181040	2023	1	12	10	83.3				16	16	100.0	16	8	50.0	122	122	100.0	99	89	89.9	83	71	85.5	23	16	69.6	97	78	80.4	25	14	56.0	23	21	91.3
	SEQHOBONG SS	3181041	2024	1	16	16	100.0				60	54	90.0	40	33	82.5	81	81	100.0	21	21	100.0				21	20	95.2	57	46	80.7	24	11	45.8	21	16	76.2
		3181041	2023	1	10	7	70.0				53	40	75.5	27	24	88.9	73	73	100.0	22	21	95.5				22	17	77.3	53	40	75.5	22	9	40.9	22	17	77.3
	STAATSPRES SWART CS	3182045	2024	5	3	3	100.0	6	6	100.0	6	5	83.3				25	25	100.0							12	11	91.7	19	19	100.0	6	6	100.0	5	5	100.0
		3182045	2023	5	6	6	100.0	9	8	88.9	12	10	83.3				30	30	100.0							15	14	93.3	19	19	100.0	11	10	90.9	7	7	100.0
	TAIWE SS	3182046	2024	2	66	50	75.8				77	65	84.4	56	41	73.2	161	160	99.4	95	77	81.1	69	53	76.8	62	40	64.5	115	103	89.6	46	36	78.3	36	26	72.2
		3182046	2023	2	96	73	76.0				78	67	85.9	55	42	76.4	179	179	100.0	83	72	86.7	65	61	93.8	81	61	75.3	108	95	88.0	71	42	59.2	58	46	79.3
	TETO SS	3182047	2024	3	74	61	82.4				142	140	98.6	54	38	70.4	322	322	100.0	248	233	94.0	58	54	93.1	210	193	91.9	184	173	94.0	134	100	74.6	122	84	68.9
		3182047	2023	3	68	57	83.8				82	80	97.6	42	35	83.3	249	249	100.0	181	165	91.2	39	39	100.0	168	146	86.9	107	102	95.3	137	91	66.4	128	86	67.2
	THEUNISSEN CS	3182048	2024	5	4	3	75.0				15	10	66.7				7	7	100.0							9	8	88.9	21	21	100.0	3	2	66.7	3	2	66.7
		3182048	2023	5	11	4	36.4				11	10	90.9				2	2	100.0							9	7	77.8	18	18	100.0	2	2	100.0	2	2	100.0
	THOTAGAUTA SS	3182049	2024	3	11	11	100.0				29	24	82.8	28	20	71.4	81	81	100.0	52	50	96.2	33	32	97.0	19	19	100.0	61	52	85.2	15	8	53.3	14	14	100.0
		3182049	2023	3	18	15	83.3				25	23	92.0	24	20	83.3	92	92	100.0	67	61	91.0	42	27	64.3	36	34	94.4	60	55	91.7	21	13	61.9	23	16	69.6
	TIKWANE CSS	3181043	2024	1				26	16	61.5						74	72	97.3													34	4	11.8	8	1	12.5	
		3181043	2023	1				16	11	68.8						78	76	97.4													33	8	24.2	17	8	47.1	
	UNITAS CSS	3182054	2024	4	38	34	89.5				50	47	94.0	31	26	83.9	69	69	100.0	93	92	98.9	62	60	96.8	95	86	90.5	107	107	100.0	59	41	69.5	52	41	78.8
		3182054	2023	4	40	21	52.5				59	47	79.7	35	34	97.1	62	62	100.0	121	118	97.5	69	68	98.6	99	81	81.8	119	107	89.9	67	25	37.3	58	28	48.3

Province Districts	Centre Name	Centre Number	Exam Date	Quintile	Accounting			Agricultural Sciences			Business Studies			Economics			English First Additional Language			Geography			History			Life Sciences			Mathematical Literacy			Mathematics			Physical Sciences		
					Total Wrote	Achieved 30 - 100%	% Achieved at 30% and Above	Total Wrote	Achieved 30 - 100%	% Achieved at 30% and Above	Total Wrote	Achieved 30 - 100%	% Achieved at 30% and Above	Total Wrote	Achieved 30 - 100%	% Achieved at 30% and Above	Total Wrote	Achieved 30 - 100%	% Achieved at 30% and Above	Total Wrote	Achieved 30 - 100%	% Achieved at 30% and Above	Total Wrote	Achieved 30 - 100%	% Achieved at 30% and Above	Total Wrote	Achieved 30 - 100%	% Achieved at 30% and Above	Total Wrote	Achieved 30 - 100%	% Achieved at 30% and Above	Total Wrote	Achieved 30 - 100%	% Achieved at 30% and Above	Total Wrote	Achieved 30 - 100%	% Achieved at 30% and Above
					LEWELPUTSMA	VENTERSBURG I/S	3182070	2024	3	1	1	100.0				42	38	90.5	25	19	76.0	60	60	100.0	33	27	81.8				19	18	94.7	41	39	95.1	19
		3182070	2023	3	7	7	100.0				54	38	70.4	16	14	87.5	72	72	100.0	52	46	88.5				19	19	100.0	54	52	96.3	19	12	63.2	19	14	73.7
	VIRGINIA SECONDARY	3182085	2024	4	15	13	86.7	30	21	70.0	43	40	93.0	43	36	83.7	15	15	100.0	43	40	93.0	28	27	96.4	15	15	100.0	34	31	91.2	24	5	20.8	15	12	80.0
		3182085	2023	4	10	9	90.0	28	23	82.1	29	20	69.0	29	16	55.2	7	7	100.0	37	35	94.6	19	16	84.2	18	17	94.4	29	27	93.1	18	5	27.8	18	13	72.2
	WELKOM HIGH SS	3182058	2024	5	45	43	95.6				156	143	91.7	83	58	69.9				84	76	90.5	52	40	76.9	127	115	90.6	140	134	95.7	113	63	55.8	71	43	60.6
		3182058	2023	5	49	46	93.9				126	125	99.2	78	63	80.8				70	69	98.6	53	42	79.2	106	90	84.9	92	91	98.9	127	68	53.5	65	46	70.8
	WELKOM SS	3182059	2024	3	8	8	100.0				94	85	90.4	32	23	71.9	42	42	100.0	17	17	100.0	57	52	91.2	16	15	93.8	104	94	90.4	11	11	100.0	3	2	66.7
		3182059	2023	3	12	7	58.3				76	70	92.1	22	17	77.3	31	31	100.0	16	16	100.0	61	50	82.0	19	13	68.4	82	69	84.1	10	8	80.0	5	5	100.0
	WELKOM-GIMNASIUM SS	3182060	2024	5	59	59	100.0				92	81	88.0	58	40	69.0	76	76	100.0	24	24	100.0				82	75	91.5	120	119	99.2	88	74	84.1	56	41	73.2
		3182060	2023	5	79	75	94.9				84	72	85.7	54	34	63.0	80	80	100.0	24	24	100.0				78	73	93.6	96	96	100.0	95	78	82.1	64	56	87.5
	WESSEL MAREE SS	3181046	2024	5	6	5	83.3				27	26	96.3				20	20	100.0	33	31	93.9				41	34	82.9	53	51	96.2	26	20	76.9	23	20	87.0
		3181046	2023	5	10	9	90.0				28	26	92.9				20	20	100.0	32	29	90.6				33	31	93.9	55	55	100.0	24	18	75.0	22	18	81.8
	WINBURG CS	3182061	2024	3	18	17	94.4				54	52	96.3				58	58	100.0	40	37	92.5				39	36	92.3	52	52	100.0	6	5	83.3	4	4	100.0
		3182061	2023	3	18	17	94.4				38	36	94.7				43	43	100.0	24	20	83.3				29	25	86.2	38	35	92.1	5	3	60.0	5	4	80.0
MOTHEO	ACADEMY OF EXCELLENCE C/I/S	3171095	2024	99				57	49	86.0	63	61	96.8							24	24	100.0				40	39	97.5	58	58	100.0	23	23	100.0	18	18	100.0
		3171095	2023	99	1	1	100.0	29	27	93.1	66	64	97.0							44	43	97.7	1	1	100.0	44	39	88.6	59	58	98.3	17	13	76.5	11	11	100.0
	ACCELERATED CHRISTIAN COLLEGE S/I/S	3171001	2024	99	19	15	78.9				32	19	59.4				14	14	100.0	28	27	96.4				20	19	95.0	41	38	92.7	11	8	72.7			
		3171001	2023	99	13	12	92.3				20	15	75.0				13	13	100.0	22	18	81.8				17	7	41.2	28	23	82.1	9	4	44.4			
	ALBERT MOROKA SS	3173002	2024	3	77	29	37.7				77	74	96.1	77	68	88.3	143	143	100.0	60	59	98.3				66	62	93.9	61	58	95.1	82	38	46.3	66	43	65.2
		3173002	2023	3	84	60	71.4				84	84	100.0	84	73	86.9	180	180	100.0	86	86	100.0				96	86	89.6	72	72	100.0	108	55	50.9	96	78	81.3

Province Districts	Centre Name	Centre Number	Exam Date	Quintile	Accounting			Agricultural Sciences			Business Studies			Economics			English First Additional Language			Geography			History			Life Sciences			Mathematical Literacy			Mathematics			Physical Sciences			
					Total Wrote	Achieved 30 - 100%	% Achieved at 30% and Above	Total Wrote	Achieved 30 - 100%	% Achieved at 30% and Above	Total Wrote	Achieved 30 - 100%	% Achieved at 30% and Above	Total Wrote	Achieved 30 - 100%	% Achieved at 30% and Above	Total Wrote	Achieved 30 - 100%	% Achieved at 30% and Above	Total Wrote	Achieved 30 - 100%	% Achieved at 30% and Above	Total Wrote	Achieved 30 - 100%	% Achieved at 30% and Above	Total Wrote	Achieved 30 - 100%	% Achieved at 30% and Above	Total Wrote	Achieved 30 - 100%	% Achieved at 30% and Above	Total Wrote	Achieved 30 - 100%	% Achieved at 30% and Above	Total Wrote	Achieved 30 - 100%	% Achieved at 30% and Above	
					MOTHEO	ATLEHANG SS	3171003	2024	3	17	17	100.0				42	32	76.2	18	18	100.0	169	169	100.0	83	81	97.6	85	81	95.3	83	72	86.7	120	104	86.7	49	25
		3171003	2023	3	46	32	69.6				95	75	78.9	46	34	73.9	251	248	98.8	104	91	87.5	98	87	88.8	104	80	76.9	157	128	81.5	94	26	27.7	58	25	43.1	
	BAINSVLEI CS	3171089	2024	2	17	12	70.6	19	19	100.0	60	39	65.0	7	3	42.9	91	91	100.0							29	28	96.6	58	49	84.5	32	28	87.5	29	26	89.7	
		3171089	2023	2	15	6	40.0	22	22	100.0	52	51	98.1	10	8	80.0	79	79	100.0							27	27	100.0	46	37	80.4	33	24	72.7	27	25	92.6	
	BARTIMEA SCHOOL FOR THE DEAF AND BLIND	3173003	2024	99	8	7	87.5				5	2	40.0				27	27	100.0				12	12	100.0				12	12	100.0	15	4	26.7				
		3173003	2023	99							4	2	50.0				7	7	100.0				5	5	100.0				5	5	100.0	3	1	33.3				
	BLOEMFONTEIN SOUTH HIGH SS	3172039	2024	5				9	9	100.0	76	60	78.9				34	34	100.0							48	46	95.8	72	67	93.1	42	34	81.0	38	26	68.4	
		3172039	2023	5	8	8	100.0	38	37	97.4	102	84	82.4	8	8	100.0	28	28	100.0							59	48	81.4	90	87	96.7	50	41	82.0	38	32	84.2	
	BLOEMFONTEIN SS	3171004	2024	5	95	85	89.5				95	82	86.3				54	54	100.0	36	33	91.7	24	24	100.0	63	59	93.7	129	124	96.1	54	51	94.4	42	36	85.7	
		3171004	2023	5	108	90	83.3				90	80	88.9				53	53	100.0	38	38	100.0	47	47	100.0	68	62	91.2	131	130	99.2	57	53	93.0	47	40	85.1	
	BOLTON COLLEGE	3171502	2024	99	1	0	0.0				13	7	53.8	5	0	0.0				7	5	71.4				7	2	28.6	14	11	78.6	2	2	100.0	2	0	0.0	
		3171502	2023	99							15	11	73.3	4	1	25.0				9	9	100.0				8	3	37.5	15	13	86.7	2	2	100.0	2	2	100.0	
	BREBNER SS	3171008	2024	5	73	67	91.8				304	271	89.1	160	110	68.8				48	46	95.8				168	147	87.5	281	270	96.1	81	74	91.4	57	48	84.2	
		3171008	2023	5	117	104	88.9				273	242	88.6	137	101	73.7				42	41	97.6				177	155	87.6	236	231	97.9	108	93	86.1	70	62	88.6	
	C EN N H MEISIESKOOL ORANJE	3171055	2024	5	51	51	100.0				62	62	100.0				131	131	100.0	19	19	100.0	2	2	100.0	88	85	96.6	70	70	100.0	76	76	100.0	43	42	97.7	
		3171055	2023	5	53	52	98.1				47	47	100.0	4	4	100.0	119	119	100.0	13	13	100.0				91	91	100.0	62	62	100.0	86	86	100.0	55	54	98.2	
	CALCULUS BLOEMFONTEIN SI/S	3171009	2024	99	15	13	86.7				47	45	95.7	37	23	62.2	14	14	100.0	21	20	95.2				25	19	76.0	62	62	100.0	6	5	83.3	3	2	66.7	
		3171009	2023	99	16	15	93.8				48	46	95.8	49	28	57.1	8	8	100.0	28	27	96.4				31	28	90.3	59	58	98.3	18	9	50.0	12	6	50.0	
	CASTLEBRIDGE CI/S	3171010	2024	99	5	5	100.0				20	20	100.0	14	11	78.6										16	16	100.0	14	13	92.9	16	7	43.8	10	5	50.0	
		3171010	2023	99	11	11	100.0				29	22	75.9	29	22	75.9											12	9	75.0	26	23	88.5	15	8	53.3	12	6	50.0



Province Districts	Centre Name	Centre Number	Exam Date	Quintile	Accounting			Agricultural Sciences			Business Studies			Economics			English First Additional Language			Geography			History			Life Sciences			Mathematical Literacy			Mathematics			Physical Sciences					
					Total Wrote	Achieved 30 - 100%	% Achieved at 30% and Above	Total Wrote	Achieved 30 - 100%	% Achieved at 30% and Above	Total Wrote	Achieved 30 - 100%	% Achieved at 30% and Above	Total Wrote	Achieved 30 - 100%	% Achieved at 30% and Above	Total Wrote	Achieved 30 - 100%	% Achieved at 30% and Above	Total Wrote	Achieved 30 - 100%	% Achieved at 30% and Above	Total Wrote	Achieved 30 - 100%	% Achieved at 30% and Above	Total Wrote	Achieved 30 - 100%	% Achieved at 30% and Above	Total Wrote	Achieved 30 - 100%	% Achieved at 30% and Above	Total Wrote	Achieved 30 - 100%	% Achieved at 30% and Above						
					MOTHEO	CHRISTIAAN DE WET CS	3171011	2024	4	13	11	84.6				45	43	95.6				65	65	100.0	51	51	100.0				37	33	89.2	37	37	100.0	28	28	100.0	20
		3171011	2023	4	27	24	88.9				48	44	91.7				73	73	100.0	46	46	100.0				52	50	96.2	37	37	100.0	36	31	86.1	25	22	88.0			
	CHRISTIAN BROTHERS COLLEGE C/I/S	3171012	2024	99	10	10	100.0				16	15	93.8				16	16	100.0							26	26	100.0	15	15	100.0	11	11	100.0	10	10	100.0			
		3171012	2023	99	15	15	100.0				11	11	100.0				10	10	100.0							25	25	100.0	9	9	100.0	16	16	100.0	14	14	100.0			
	CHRISTIAN LIPHOKO IS	3173005	2024	3	15	13	86.7				23	23	100.0	23	22	95.7	97	97	100.0	74	71	95.9	45	43	95.6	29	29	100.0	77	71	92.2	20	19	95.0	20	20	100.0			
		3173005	2023	3	11	11	100.0				15	15	100.0	15	14	93.3	69	69	100.0	47	47	100.0	33	33	100.0	21	21	100.0	48	44	91.7	21	13	61.9	21	19	90.5			
	COMMTECH CSS	3171013	2024	3												239	239	100.0								19	17	89.5				20	16	80.0	14	14	100.0			
		3171013	2023	3												211	211	100.0								58	58	100.0				71	27	38.0	30	30	100.0			
	DR BLOK SS	3171016	2024	4	13	9	69.2				99	71	71.7	42	26	61.9	153	153	100.0	39	38	97.4	85	82	96.5	54	45	83.3	124	119	96.0	28	25	89.3	26	24	92.3			
		3171016	2023	4	14	13	92.9				69	54	78.3	44	26	59.1	198	198	100.0	108	94	87.0	118	102	86.4	74	49	66.2	154	139	90.3	43	27	62.8	35	21	60.0			
	DR VILJOEN CS	3171015	2024	5	27	26	96.3				70	60	85.7							33	32	97.0	31	29	93.5	57	54	94.7	95	92	96.8	37	29	78.4	31	21	67.7			
		3171015	2023	5	41	31	75.6				66	59	89.4							11	10	90.9	32	30	93.8	47	36	76.6	95	92	96.8	22	19	86.4	19	15	78.9			
	EUNICE SS	3171017	2024	5	34	34	100.0				72	70	97.2										34	34	100.0	117	117	100.0	50	50	100.0	112	111	99.1	73	73	100.0			
		3171017	2023	5	35	35	100.0				66	65	98.5										32	32	100.0	122	122	100.0	42	42	100.0	114	113	99.1	82	80	97.6			
	EXCELSIOR CS	3173006	2024	3	9	6	66.7				9	5	55.6				15	15	100.0										15	12	80.0									
		3173006	2023	3	8	6	75.0				8	8	100.0				20	20	100.0										20	13	65.0									
	FICHARDTPARK SS	3171019	2024	5	43	41	95.3				48	44	91.7				168	168	100.0							60	60	100.0	63	59	93.7	120	120	100.0	48	48	100.0	30	29	96.7
		3171019	2023	5	48	47	97.9				75	62	82.7				179	179	100.0							53	53	100.0	77	75	97.4	124	124	100.0	56	56	100.0	28	27	96.4
	GORONYANE SS	3173007	2024	3	69	59	85.5				93	78	83.9				157	157	100.0	88	83	94.3	40	40	100.0	24	24	100.0	139	130	93.5	18	18	100.0	17	13	76.5			
		3173007	2023	3	62	55	88.7				79	78	98.7				148	148	100.0	86	85	98.8	45	45	100.0	24	22	91.7	129	113	87.6	19	16	84.2	10	10	100.0			

Province Districts	Centre Name	Centre Number	Exam Date	Quintile	Accounting			Agricultural Sciences			Business Studies			Economics			English First Additional Language			Geography			History			Life Sciences			Mathematical Literacy			Mathematics			Physical Sciences			
					Total Wrote	Achieved 30 - 100%	% Achieved at 30% and Above	Total Wrote	Achieved 30 - 100%	% Achieved at 30% and Above	Total Wrote	Achieved 30 - 100%	% Achieved at 30% and Above	Total Wrote	Achieved 30 - 100%	% Achieved at 30% and Above	Total Wrote	Achieved 30 - 100%	% Achieved at 30% and Above	Total Wrote	Achieved 30 - 100%	% Achieved at 30% and Above	Total Wrote	Achieved 30 - 100%	% Achieved at 30% and Above	Total Wrote	Achieved 30 - 100%	% Achieved at 30% and Above	Total Wrote	Achieved 30 - 100%	% Achieved at 30% and Above	Total Wrote	Achieved 30 - 100%	% Achieved at 30% and Above				
					MOTHEO	GRASSLAND S/S	3171505	2024	3	41	36	87.8	42	42	100.0	90	90	100.0	89	76	85.4	262	261	99.6	129	126	97.7	84	76	90.5	77	77	100.0	171	160	93.6	78	64
		3171505	2023	3	26	25	96.2	49	47	95.9	67	58	86.6	67	32	47.8	231	231	100.0	137	129	94.2	79	69	87.3	85	70	82.4	157	110	70.1	68	49	72.1	53	45	84.9	
	GREY-KOLLEGE SS	3171021	2024	5	64	64	100.0				93	83	89.2	25	23	92.0	138	138	100.0	57	57	100.0	25	25	100.0	82	82	100.0	91	91	100.0	140	134	95.7	102	82	80.4	
		3171021	2023	5	60	57	95.0				93	91	97.8	36	29	80.6	137	137	100.0	59	59	100.0	31	31	100.0	97	92	94.8	82	82	100.0	145	136	93.8	87	79	90.8	
	HEADSTART HIGH SI/S	3171022	2024	99							46	38	82.6	43	23	53.5	35	35	100.0	35	31	88.6				33	23	69.7	71	61	85.9	9	7	77.8	9	8	88.9	
		3171022	2023	99							47	28	59.6	47	15	31.9	26	25	96.2	25	24	96.0				25	18	72.0	63	46	73.0	9	6	66.7	9	6	66.7	
	HEATHERDALE CSS	3171023	2024	4	51	46	90.2				73	67	91.8				134	134	100.0	31	31	100.0	11	10	90.9	61	42	68.9	109	99	90.8	18	15	83.3	15	15	100.0	
		3171023	2023	4	43	39	90.7				63	61	96.8				158	158	100.0	45	45	100.0	24	24	100.0	55	48	87.3	118	113	95.8	24	17	70.8	22	22	100.0	
	HODISA TS	3171025	2024	3													216	216	100.0																			
		3171025	2023	3													198	197	99.5																			
	HTS LOUIS BOTHA	3171026	2024	5																																		
		3171026	2023	5																																		
	IKAELELO SS	3171028	2024	3	5	5	100.0				42	37	88.1				58	58	100.0				11	10	90.9	16	15	93.8	37	30	81.1	21	10	47.6	16	10	62.5	
		3171028	2023	3							47	44	93.6				61	61	100.0				24	24	100.0	14	14	100.0	47	43	91.5	14	10	71.4	14	8	57.1	
	ITOKISETSENG BOKAMOSO SS	3173009	2024	2	17	17	100.0	21	17	81.0	17	17	100.0				38	38	100.0	25	25	100.0	8	8	100.0	13	13	100.0	25	25	100.0	13	11	84.6	13	12	92.3	
		3173009	2023	2	17	15	88.2	32	23	71.9	17	14	82.4				49	49	100.0	38	34	89.5	21	21	100.0	11	11	100.0	38	36	94.7	10	9	90.0	11	9	81.8	
	JIM FOUICHE SS	3171030	2024	5	38	38	100.0				63	61	96.8	11	11	100.0	200	200	100.0	27	27	100.0				117	117	100.0	136	136	100.0	66	66	100.0	40	40	100.0	
		3171030	2023	5	63	61	96.8				53	53	100.0	8	8	100.0	191	191	100.0	33	33	100.0	1	1	100.0	110	109	99.1	106	106	100.0	85	83	97.6	56	56	100.0	
	KAELANG SS	3171031	2024	3	7	7	100.0				52	43	82.7	39	15	38.5	124	124	100.0	65	58	89.2	49	49	100.0	23	23	100.0	101	89	88.1	23	11	47.8	23	14	60.9	
		3171031	2023	3	6	6	100.0				30	27	90.0	30	13	43.3	76	76	100.0	34	33	97.1	29	29	100.0	17	16	94.1	56	51	91.1	19	14	73.7	16	15	93.8	

Province Districts	Centre Name	Centre Number	Exam Date	Quintile	Accounting			Agricultural Sciences			Business Studies			Economics			English First Additional Language			Geography			History			Life Sciences			Mathematical Literacy			Mathematics			Physical Sciences		
					Total Wrote	Achieved 30 - 100%	% Achieved at 30% and Above	Total Wrote	Achieved 30 - 100%	% Achieved at 30% and Above	Total Wrote	Achieved 30 - 100%	% Achieved at 30% and Above	Total Wrote	Achieved 30 - 100%	% Achieved at 30% and Above	Total Wrote	Achieved 30 - 100%	% Achieved at 30% and Above	Total Wrote	Achieved 30 - 100%	% Achieved at 30% and Above	Total Wrote	Achieved 30 - 100%	% Achieved at 30% and Above	Total Wrote	Achieved 30 - 100%	% Achieved at 30% and Above	Total Wrote	Achieved 30 - 100%	% Achieved at 30% and Above	Total Wrote	Achieved 30 - 100%	% Achieved at 30% and Above	Total Wrote	Achieved 30 - 100%	% Achieved at 30% and Above
					MOTHEO	KAGISHO CSS	3171033	2024	3	57	53	93.0				93	88	94.6	93	62	66.7	335	335	100.0	75	74	98.7				107	102	95.3	67	59	88.1	143
		3171033	2023	3	44	40	90.9				143	135	94.4	99	56	56.6	306	306	100.0	111	108	97.3				85	83	97.6	117	110	94.0	132	92	69.7	106	98	92.5
	KGAUHO SS	3172007	2024	2	23	18	78.3	31	31	100.0	62	61	98.4	21	21	100.0	135	135	100.0				53	53	100.0	31	31	100.0	90	85	94.4	31	28	90.3	30	27	90.0
		3172007	2023	2	46	22	47.8	88	53	60.2	76	63	82.9	30	17	56.7	244	242	99.2				67	58	86.6	82	63	76.8	168	118	70.2	63	37	58.7	60	37	61.7
	KGORATHUTO SS	3172008	2024	1	34	32	94.1				34	34	100.0	34	29	85.3	129	129	100.0	93	80	86.0	57	55	96.5	95	76	80.0	71	69	97.2	49	30	61.2	37	16	43.2
		3172008	2023	1	16	15	93.8				19	17	89.5	19	14	73.7	118	118	100.0	99	93	93.9	48	45	93.8	99	85	85.9	48	45	93.8	66	61	92.4	51	42	82.4
	KHOTSO TAOLE S/S	3172501	2024	5	16	16	100.0				87	67	77.0	87	63	72.4	202	202	100.0	115	111	96.5	47	46	97.9	115	111	96.5	120	110	91.7	82	62	75.6	67	65	97.0
	KOPANONG SENIOR SECONDARY	3171110	2024	3	88	76	86.4				126	114	90.5				230	230	100.0	143	128	89.5				105	96	91.4	153	142	92.8	78	49	62.8	64	46	71.9
		3171110	2023	3	78	60	76.9				67	60	89.6				205	205	100.0	127	112	88.2				138	114	82.6	108	101	93.5	97	51	52.6	85	52	61.2
	KYRIOS INDEPENDENT SCHOOL	3171114	2024	99	2	2	100.0				15	14	93.3													8	8	100.0	14	14	100.0	3	2	66.7	2	2	100.0
		3171114	2023	99	8	7	87.5				9	9	100.0													6	6	100.0	7	7	100.0	11	9	81.8	9	7	77.8
	LADYBRAND ACADEMY	3173055	2024	99	16	16	100.0				26	21	80.8													18	18	100.0	23	22	95.7	21	21	100.0	16	15	93.8
		3173055	2023	99	8	6	75.0				16	15	93.8													35	34	97.1	27	26	96.3	23	19	82.6	17	17	100.0
	LADYBRAND SS	3173011	2024	5	8	8	100.0				54	43	79.6				13	13	100.0	22	19	86.4				54	40	74.1	66	65	98.5	30	28	93.3	19	18	94.7
		3173011	2023	5	15	15	100.0	17	13	76.5	48	44	91.7				12	12	100.0	24	19	79.2				36	30	83.3	55	55	100.0	36	31	86.1	19	19	100.0
	LE RENG SS	3173012	2024	2	46	34	73.9				63	54	85.7	46	22	47.8	270	270	100.0	224	199	88.8	143	132	92.3	81	67	82.7	220	172	78.2	50	39	78.0	40	26	65.0
		3173012	2023	2	28	27	96.4				28	27	96.4	28	27	96.4	205	205	100.0	156	150	96.2	107	104	97.2	91	85	93.4	136	119	87.5	69	54	78.3	49	36	73.5
	LEFIKENG SS	3172010	2024	2	48	43	89.6	32	25	78.1	83	60	72.3	83	46	55.4	280	280	100.0	144	109	75.7	66	66	100.0	153	103	67.3	246	208	84.6	35	30	85.7	31	21	67.7
		3172010	2023	2	55	55	100.0	51	47	92.2	77	59	76.6	77	46	59.7	311	311	100.0	166	133	80.1	107	100	93.5	155	139	89.7	243	204	84.0	68	65	95.6	63	62	98.4
	LEKHULONG SS	3171038	2024	3	34	26	76.5				92	66	71.7	51	31	60.8	158	158	100.0	59	53	89.8	103	98	95.1	20	20	100.0	120	97	80.8	38	35	92.1	21	13	61.9
		3171038	2023	3	17	17	100.0				61	36	59.0	24	20	83.3	113	112	99.1	52	50	96.2	74	40	54.1	15	15	100.0	81	50	61.7	32	27	84.4	15	12	80.0

Province Districts	Centre Name	Centre Number	Exam Date	Quintile	Accounting			Agricultural Sciences			Business Studies			Economics			English First Additional Language			Geography			History			Life Sciences			Mathematical Literacy			Mathematics			Physical Sciences		
					Total Wrote	Achieved 30 - 100%	% Achieved at 30% and Above	Total Wrote	Achieved 30 - 100%	% Achieved at 30% and Above	Total Wrote	Achieved 30 - 100%	% Achieved at 30% and Above	Total Wrote	Achieved 30 - 100%	% Achieved at 30% and Above	Total Wrote	Achieved 30 - 100%	% Achieved at 30% and Above	Total Wrote	Achieved 30 - 100%	% Achieved at 30% and Above	Total Wrote	Achieved 30 - 100%	% Achieved at 30% and Above	Total Wrote	Achieved 30 - 100%	% Achieved at 30% and Above	Total Wrote	Achieved 30 - 100%	% Achieved at 30% and Above	Total Wrote	Achieved 30 - 100%	% Achieved at 30% and Above	Total Wrote	Achieved 30 - 100%	% Achieved at 30% and Above
					MOTHEO	LENYORA LA THUTO CSS	3172011	2024	2											179	179	100.0														65	49
		3172011	2023	2											172	172	100.0													87	59	67.8	87	61	70.1		
	LERATONG SS	3172012	2024	1	20	20	100.0	53	41	77.4	76	75	98.7	76	71	93.4	227	227	100.0	96	75	78.1	80	77	96.3	70	65	92.9	197	173	87.8	30	28	93.3	30	30	100.0
		3172012	2023	1	13	13	100.0	66	59	89.4	22	22	100.0	22	17	77.3	141	141	100.0	53	51	96.2	53	52	98.1	66	62	93.9	105	92	87.6	36	32	88.9	28	28	100.0
	LEREKO SS	3171039	2024	3	15	14	93.3				31	29	93.5	31	28	90.3	189	189	100.0	59	59	100.0	93	91	97.8	65	60	92.3	153	130	85.0	36	23	63.9	28	24	85.7
		3171039	2023	3	11	11	100.0				31	30	96.8	31	27	87.1	138	138	100.0	24	24	100.0	71	71	100.0	37	33	89.2	108	91	84.3	30	20	66.7	18	17	94.4
	LIBERTY ISS	3171041	2024	99	7	3	42.9				7	7	100.0	7	7	100.0	9	9	100.0	3	3	100.0				3	3	100.0	7	7	100.0	3	2	66.7	3	1	33.3
		3171041	2023	99	7	2	28.6				7	6	85.7	7	6	85.7	10	10	100.0	5	5	100.0				5	4	80.0	7	7	100.0	5	3	60.0	5	1	20.0
	LOUW WEPENER CS	3171042	2024	4	14	9	64.3				28	23	82.1							26	20	76.9				21	20	95.2	23	22	95.7	26	16	61.5	23	15	65.2
		3171042	2023	4	35	31	88.6				38	33	86.8							44	38	86.4				25	23	92.0	35	33	94.3	28	15	53.6	19	14	73.7
	MARIASDAL SS	3173013	2024	4	8	6	75.0				11	9	81.8	11	8	72.7	17	17	100.0				9	9	100.0	6	6	100.0	8	8	100.0	9	7	77.8	6	5	83.3
		3173013	2023	4	9	4	44.4				9	9	100.0	9	5	55.6	20	20	100.0				11	11	100.0	11	11	100.0	7	7	100.0	12	10	83.3	11	9	81.8
	MARTIE DU PLESSIS HS	3171045	2024	99							15	9	60.0				38	38	100.0							8	5	62.5	52	49	94.2						
		3171045	2023	99							12	7	58.3				34	34	100.0							15	11	73.3	48	47	97.9						
	METSIMAPHODI SS	3171046	2024	3	29	27	93.1				38	31	81.6	38	30	78.9	97	97	100.0	59	58	98.3	47	47	100.0	19	19	100.0	78	78	100.0	19	12	63.2	12	10	83.3
		3171046	2023	3	16	16	100.0				21	20	95.2	21	18	85.7	68	68	100.0	47	46	97.9	39	38	97.4	20	20	100.0	48	46	95.8	20	7	35.0	8	7	87.5
	MOEMEDI SS	3171048	2024	3	59	53	89.8	18	18	100.0	59	47	79.7	59	50	84.7	159	159	100.0	18	18	100.0	64	62	96.9	36	36	100.0	122	98	80.3	37	19	51.4	36	21	58.3
		3171048	2023	3	44	37	84.1	12	10	83.3	44	32	72.7	44	37	84.1	114	114	100.0	23	22	95.7	35	34	97.1	35	31	88.6	78	64	82.1	36	12	33.3	29	20	69.0
	MOROKA SS	3173015	2024	1	90	61	67.8				158	127	80.4	68	57	83.8	278	278	100.0	206	193	93.7	79	79	100.0	136	132	97.1	166	152	91.6	109	86	78.9	98	91	92.9
		3173015	2023	1	43	38	88.4				51	47	92.2	24	18	75.0	175	175	100.0	139	136	97.8	32	32	100.0	123	118	95.9	72	69	95.8	100	71	71.0	97	74	76.3

Province Districts	Centre Name	Centre Number	Exam Date	Quintile	Accounting			Agricultural Sciences			Business Studies			Economics			English First Additional Language			Geography			History			Life Sciences			Mathematical Literacy			Mathematics			Physical Sciences				
					Total Wrote	Achieved 30 - 100%	% Achieved at 30% and Above	Total Wrote	Achieved 30 - 100%	% Achieved at 30% and Above	Total Wrote	Achieved 30 - 100%	% Achieved at 30% and Above	Total Wrote	Achieved 30 - 100%	% Achieved at 30% and Above	Total Wrote	Achieved 30 - 100%	% Achieved at 30% and Above	Total Wrote	Achieved 30 - 100%	% Achieved at 30% and Above	Total Wrote	Achieved 30 - 100%	% Achieved at 30% and Above	Total Wrote	Achieved 30 - 100%	% Achieved at 30% and Above	Total Wrote	Achieved 30 - 100%	% Achieved at 30% and Above	Total Wrote	Achieved 30 - 100%	% Achieved at 30% and Above					
					MOTHEO	MPATLENG SS	3172015	2024	2	63	53	84.1				192	160	83.3	186	102	54.8	192	191	99.5											143	117	81.8	48	42
		3172015	2023	2	68	61	89.7				159	151	95.0	155	133	85.8	159	159	100.0										124	115	92.7	35	32	91.4					
	NAVALSIG CSS	3171052	2024	5	39	30	76.9				108	86	79.6	39	34	87.2	52	52	100.0	101	100	99.0	72	69	95.8	72	65	90.3	181	174	96.1	36	30	83.3	36	26	72.2		
		3171052	2023	5	18	9	50.0				88	66	75.0	18	18	100.0	42	42	100.0	105	103	98.1	59	59	100.0	95	82	86.3	142	139	97.9	43	38	88.4	37	30	81.1		
	NTEDISENG	3172031	2024	2	47	38	80.9				124	103	83.1	123	84	68.3	257	256	99.6	81	67	82.7	109	100	91.7	53	43	81.1	225	188	83.6	33	24	72.7	22	15	68.2		
		3172031	2023	2	18	16	88.9				43	39	90.7	43	26	60.5	112	111	99.1	29	23	79.3	29	26	89.7	40	38	95.0	70	64	91.4	42	31	73.8	40	22	55.0		
	NTEMOSENG SS	3172017	2024	3	34	33	97.1	19	19	100.0	50	45	90.0	50	43	86.0	223	223	100.0	115	105	91.3	102	84	82.4	71	64	90.1	145	114	78.6	78	43	55.1	67	56	83.6		
		3172017	2023	3	29	21	72.4	25	22	88.0	42	32	76.2	42	30	71.4	190	190	100.0	100	82	82.0	86	76	88.4	62	46	74.2	118	91	77.1	72	41	56.9	62	45	72.6		
	NTUMEDISENG SS	3172018	2024	2	25	25	100.0				32	29	90.6	32	22	68.8	87	87	100.0	50	48	96.0	26	26	100.0	29	29	100.0	43	42	97.7	44	35	79.5	29	22	75.9		
		3172018	2023	2	21	21	100.0				27	26	96.3	27	24	88.9	81	81	100.0	53	48	90.6	30	27	90.0	24	24	100.0	42	34	81.0	39	33	84.6	24	20	83.3		
	OLIVE RIDGE IP/S	3171510	2024	5	5	4	80.0				13	11	84.6						4	4	100.0				10	9	90.0	13	13	100.0	4	4	100.0	4	4	100.0			
	PETUNIA SS	3171056	2024	4	22	16	72.7				57	43	75.4				106	106	100.0	111	102	91.9	44	37	84.1	87	58	66.7	158	142	89.9	32	25	78.1	16	13	81.3		
		3171056	2023	4	17	15	88.2				48	42	87.5				98	98	100.0	78	74	94.9	44	42	95.5	75	60	80.0	135	123	91.1	33	25	75.8	27	17	63.0		
	PHETOGANE SS	3173017	2024	3	25	18	72.0	37	31	83.8	36	32	88.9	36	24	66.7	121	121	100.0	48	42	87.5	49	40	81.6	37	29	78.4	85	57	67.1	35	21	60.0	36	26	72.2		
		3173017	2023	3	29	19	65.5	37	34	91.9	29	27	93.1	29	21	72.4	130	129	99.2	64	55	85.9	64	44	68.8	37	30	81.1	91	62	68.1	39	29	74.4	37	31	83.8		
	POPANO SS	3172020	2024	1	24	24	100.0	15	14	93.3	42	42	100.0	42	35	83.3	114	114	100.0				13	13	100.0	71	66	93.0	83	76	91.6	31	25	80.6	28	28	100.0		
		3172020	2023	1	21	20	95.2	12	11	91.7	41	38	92.7	20	18	90.0	102	102	100.0				16	16	100.0	61	53	86.9	78	62	79.5	22	22	100.0	21	21	100.0		
	PRESIDENT STEYN CS	3171058	2024	5	6	6	100.0				14	9	64.3				31	31	100.0	13	8	61.5				5	4	80.0	27	26	96.3	4	4	100.0	2	2	100.0		
		3171058	2023	5	11	10	90.9				19	12	63.2				42	42	100.0	10	9	90.0				6	6	100.0	31	29	93.5	11	11	100.0	6	6	100.0		
	QIBING SS	3171059	2024	1	20	19	95.0	60	52	86.7	22	22	100.0	22	15	68.2	127	127	100.0	65	65	100.0	81	79	97.5	26	26	100.0	101	98	97.0	26	25	96.2	24	24	100.0		
		3171059	2023	1	11	10	90.9	13	13	100.0	19	19	100.0	43	26	60.5	74	74	100.0	34	30	88.2	34	29	85.3	21	21	100.0	57	51	89.5	17	12	70.6	15	15	100.0		

Province Districts	Centre Name	Centre Number	Exam Date	Quintile	Accounting			Agricultural Sciences			Business Studies			Economics			English First Additional Language			Geography			History			Life Sciences			Mathematical Literacy			Mathematics			Physical Sciences		
					Total Wrote	Achieved 30 - 100%	% Achieved at 30% and Above	Total Wrote	Achieved 30 - 100%	% Achieved at 30% and Above	Total Wrote	Achieved 30 - 100%	% Achieved at 30% and Above	Total Wrote	Achieved 30 - 100%	% Achieved at 30% and Above	Total Wrote	Achieved 30 - 100%	% Achieved at 30% and Above	Total Wrote	Achieved 30 - 100%	% Achieved at 30% and Above	Total Wrote	Achieved 30 - 100%	% Achieved at 30% and Above	Total Wrote	Achieved 30 - 100%	% Achieved at 30% and Above	Total Wrote	Achieved 30 - 100%	% Achieved at 30% and Above	Total Wrote	Achieved 30 - 100%	% Achieved at 30% and Above			
					MOTHEO	REAMOHETSE SS	3172022	2024	1							31	17	54.8				81	81	100.0				49	42	85.7				76	62	81.6	5
		3172022	2023	1							24	24	100.0				66	66	100.0										56	48	85.7	9	8	88.9			
	REUTLWAHETSE SS	3173018	2024	2	26	21	80.8				57	45	78.9	26	16	61.5	76	76	100.0	50	48	96.0	32	27	84.4	19	19	100.0	56	46	82.1	20	14	70.0	18	12	66.7
		3173018	2023	2	29	23	79.3				57	53	93.0	29	20	69.0	76	76	100.0	47	47	100.0	31	31	100.0	19	19	100.0	55	53	96.4	21	10	47.6	16	14	87.5
	RIDGEFIELD ACADEMY	3171512	2024	5	6	5	83.3				20	7	35.0							1	1	100.0	23	22	95.7	11	9	81.8	17	17	100.0	14	9	64.3	10	4	40.0
	ROSENHOF HIGH SCHOOL	3171061	2024	99													1	1	100.0									4	4	100.0							
		3171061	2023	99													2	2	100.0									13	12	92.3							
	RT MOKGOPA SS	3173019	2024	3	17	16	94.1	33	29	87.9	30	24	80.0				139	139	100.0	47	41	87.2	39	36	92.3	60	51	85.0	101	82	81.2	39	32	82.1	37	30	81.1
		3173019	2023	3	26	18	69.2	25	15	60.0	29	29	100.0	12	7	58.3	129	129	100.0	49	45	91.8	29	28	96.6	42	38	90.5	92	77	83.7	34	21	61.8	33	31	93.9
	SAND DU PLESSIS SS	3171062	2024	4	13	10	76.9				35	27	77.1				81	81	100.0							32	30	93.8	55	53	96.4	15	4	26.7	10	6	60.0
		3171062	2023	4	14	11	78.6				42	24	57.1				77	77	100.0							20	18	90.0	52	46	88.5	15	10	66.7	11	10	90.9
	SEDITI SS	3173020	2024	1	23	23	100.0	9	9	100.0	23	23	100.0				46	46	100.0	14	14	100.0	14	14	100.0	9	9	100.0	37	37	100.0	9	9	100.0	9	9	100.0
		3173020	2023	1	16	16	100.0	15	15	100.0	16	16	100.0				45	45	100.0	14	14	100.0	14	14	100.0	15	15	100.0	30	29	96.7	15	15	100.0	15	14	93.3
	SEEMAHALE SS	3172025	2024	2	49	48	98.0				125	95	76.0	107	94	87.9	303	303	100.0	147	142	96.6	99	98	99.0	79	63	79.7	192	165	85.9	105	66	62.9	79	65	82.3
		3172025	2023	2	85	80	94.1				165	152	92.1	103	101	98.1	297	297	100.0	99	98	99.0	79	78	98.7	52	50	96.2	222	207	93.2	75	62	82.7	51	43	84.3
	SEHLABENG SS	3173021	2024	3	19	17	89.5	16	16	100.0	39	35	89.7	39	31	79.5	142	142	100.0	87	72	82.8	62	58	93.5	67	58	86.6	97	79	81.4	43	31	72.1	39	36	92.3
		3173021	2023	3	13	7	53.8	23	23	100.0	36	34	94.4	35	21	60.0	122	122	100.0	63	49	77.8	53	49	92.5	39	33	84.6	85	60	70.6	28	16	57.1	26	22	84.6
	SEHUNELO SS	3171063	2024	3	27	22	81.5				92	86	93.5	20	18	90.0	222	222	100.0	104	91	87.5	61	61	100.0	50	48	96.0	152	126	82.9	70	49	70.0	50	30	60.0
		3171063	2023	3	27	24	88.9				83	77	92.8	28	19	67.9	187	187	100.0	79	68	86.1	48	46	95.8	57	45	78.9	129	105	81.4	58	31	53.4	43	30	69.8
	SENAKANGWEDI SS	3172028	2024	1	25	24	96.0				32	28	87.5	20	16	80.0	113	113	100.0	86	77	89.5	54	54	100.0	72	62	86.1	76	72	94.7	34	31	91.2	26	17	65.4
		3172028	2023	1	52	43	82.7				73	60	82.2	50	35	70.0	200	200	100.0	145	126	86.9	104	103	99.0	125	87	69.6	148	133	89.9	52	48	92.3	43	39	90.7

Province Districts	Centre Name	Centre Number	Exam Date	Quintile	Accounting			Agricultural Sciences			Business Studies			Economics			English First Additional Language			Geography			History			Life Sciences			Mathematical Literacy			Mathematics			Physical Sciences		
					Total Wrote	Achieved 30 - 100%	% Achieved at 30% and Above	Total Wrote	Achieved 30 - 100%	% Achieved at 30% and Above	Total Wrote	Achieved 30 - 100%	% Achieved at 30% and Above	Total Wrote	Achieved 30 - 100%	% Achieved at 30% and Above	Total Wrote	Achieved 30 - 100%	% Achieved at 30% and Above	Total Wrote	Achieved 30 - 100%	% Achieved at 30% and Above	Total Wrote	Achieved 30 - 100%	% Achieved at 30% and Above	Total Wrote	Achieved 30 - 100%	% Achieved at 30% and Above	Total Wrote	Achieved 30 - 100%	% Achieved at 30% and Above	Total Wrote	Achieved 30 - 100%	% Achieved at 30% and Above			
					MOTHEO	SENTRAAL SS	3171065	2024	5	40	38	95.0				61	58	95.1				175	175	100.0	30	30	100.0				89	82	92.1	95	95	100.0	80
		3171065	2023	5	21	21	100.0				42	36	85.7				139	139	100.0	37	37	100.0				81	73	90.1	80	78	97.5	59	58	98.3	42	40	95.2
	SETJHABA-SE-MAKETSE CS	3172029	2024	2	33	29	87.9				30	30	100.0	33	23	69.7	170	170	100.0	123	115	93.5	70	64	91.4	65	63	96.9	103	96	93.2	63	53	84.1	46	39	84.8
		3172029	2023	2	43	42	97.7				43	42	97.7	43	36	83.7	138	138	100.0	67	63	94.0	46	44	95.7	48	46	95.8	87	78	89.7	51	43	84.3	40	38	95.0
	ST ANDREW'S CS	3171066	2024	5	29	29	100.0	12	12	100.0										16	16	100.0	13	13	100.0	48	48	100.0	25	25	100.0	39	38	97.4	21	21	100.0
		3171066	2023	5	17	17	100.0	15	12	80.0										18	18	100.0	19	18	94.7	35	35	100.0	31	31	100.0	29	26	89.7	17	17	100.0
	ST BERNARDS SS	3171067	2024	4	102	83	81.4				101	92	91.1	52	48	92.3	167	167	100.0							65	57	87.7				167	58	34.7	66	30	45.5
		3171067	2023	4	67	60	89.6				64	61	95.3	36	33	91.7	121	121	100.0							55	50	90.9				122	31	25.4	58	40	69.0
	ST MICHAEL'S CS	3171068	2024	5	12	12	100.0													19	19	100.0	21	21	100.0	24	24	100.0	24	24	100.0	22	22	100.0	17	17	100.0
		3171068	2023	5	17	16	94.1				1	1	100.0							26	26	100.0	15	15	100.0	35	35	100.0	19	19	100.0	35	30	85.7	22	22	100.0
	STRYDOM SS	3173023	2024	2	32	30	93.8				57	46	80.7	23	18	78.3	141	141	100.0	74	67	90.5	80	66	82.5	39	33	84.6	117	96	82.1	25	17	68.0	25	16	64.0
		3173023	2023	2	15	13	86.7				71	52	73.2	18	13	72.2	114	114	100.0				53	48	90.6	44	42	95.5	97	86	88.7	18	17	94.4	18	18	100.0
	THAPELONG SS	3171070	2024	1												40	40	100.0	40	34	85.0	25	22	88.0	40	37	92.5	25	24	96.0	15	15	100.0	15	15	100.0	
		3171070	2023	1												31	31	100.0	31	23	74.2	20	19	95.0	31	28	90.3	20	19	95.0	11	10	90.9	11	10	90.9	
	THATO SECONDARY SCHOOL	3172030	2024	1	26	19	73.1				28	24	85.7	28	21	75.0	78	78	100.0	49	42	85.7	36	35	97.2	46	26	56.5	64	58	90.6	11	8	72.7	13	7	53.8
		3172030	2023	1	13	10	76.9				13	13	100.0	13	11	84.6	66	66	100.0	53	47	88.7	28	26	92.9	53	38	71.7	41	36	87.8	25	17	68.0	25	24	96.0
	TLOTLANANG CS	3173025	2024	4	37	28	75.7				37	36	97.3	37	33	89.2				27	26	96.3				27	26	96.3	34	34	100.0	30	20	66.7	27	20	74.1
		3173025	2023	4	43	35	81.4				45	44	97.8	45	36	80.0				46	41	89.1				44	36	81.8	36	34	94.4	53	38	71.7	44	27	61.4
	TM SETILOANE S/S	3173070	2024	3	19	18	94.7				32	30	93.8	32	22	68.8	32	32	100.0										31	30	96.8	1	1	100.0			
		3173070	2023	3	18	18	100.0				33	30	90.9	32	29	90.6	33	33	100.0										26	26	100.0	6	5	83.3			



Province Districts	Centre Name	Centre Number	Exam Date	Quintile	Accounting			Agricultural Sciences			Business Studies			Economics			English First Additional Language			Geography			History			Life Sciences			Mathematical Literacy			Mathematics			Physical Sciences		
					Total Wrote	Achieved 30 - 100%	% Achieved at 30% and Above	Total Wrote	Achieved 30 - 100%	% Achieved at 30% and Above	Total Wrote	Achieved 30 - 100%	% Achieved at 30% and Above	Total Wrote	Achieved 30 - 100%	% Achieved at 30% and Above	Total Wrote	Achieved 30 - 100%	% Achieved at 30% and Above	Total Wrote	Achieved 30 - 100%	% Achieved at 30% and Above	Total Wrote	Achieved 30 - 100%	% Achieved at 30% and Above	Total Wrote	Achieved 30 - 100%	% Achieved at 30% and Above	Total Wrote	Achieved 30 - 100%	% Achieved at 30% and Above	Total Wrote	Achieved 30 - 100%	% Achieved at 30% and Above			
					MOTHEO	TSOSELETSO SS	3171073	2024	3	55	42	76.4				109	96	88.1	27	27	100.0	259	259	100.0	67	66	98.5	77	72	93.5	76	72	94.7	172	146	84.9	88
		3171073	2023	3	88	71	80.7				110	106	96.4	46	42	91.3	246	246	100.0	56	54	96.4	58	55	94.8	77	67	87.0	149	132	88.6	98	88	89.8	73	59	80.8
	TWEESPRUIT CS	3173027	2024	1	22	10	45.5				23	18	78.3	23	18	78.3	64	64	100.0	41	39	95.1	26	25	96.2	41	31	75.6	49	46	93.9	15	11	73.3	14	11	78.6
		3173027	2023	1	16	14	87.5				18	15	83.3	18	15	83.3	57	57	100.0	39	35	89.7	26	26	100.0	39	26	66.7	44	39	88.6	11	3	27.3	13	6	46.2
	UNICOM ASS	3173028	2024	4				87	75	86.2	22	21	95.5	17	17	100.0	69	68	98.6							36	35	97.2	86	83	96.5	17	17	100.0	17	14	82.4
		3173028	2023	4				75	69	92.0	23	23	100.0	15	15	100.0	63	63	100.0							44	42	95.5	74	69	93.2	25	25	100.0	23	23	100.0
	VISTA JUNIOR ACADEMY PI/S	3171513	2024	5	3	2	66.7	10	8	80.0	6	6	100.0													7	5	71.4	4	4	100.0	6	4	66.7	4	0	0.0
	VULAMASANGO SS	3171076	2024	3	77	46	59.7				33	28	84.8	51	42	82.4	227	227	100.0	58	54	93.1	112	106	94.6	63	63	100.0	153	112	73.2	74	68	91.9	63	47	74.6
		3171076	2023	3	61	38	62.3				13	13	100.0	38	25	65.8	187	187	100.0	67	59	88.1	88	73	83.0	61	58	95.1	120	82	68.3	67	51	76.1	61	31	50.8
THABO MOFUTSANYANA	BEACON SS	3193001	2024	4	72	70	97.2				45	45	100.0	45	44	97.8	166	166	100.0							121	121	100.0	44	44	100.0	122	112	91.8	121	107	88.4
		3193001	2023	4	47	42	89.4				47	47	100.0	47	46	97.9	153	153	100.0							106	106	100.0	30	30	100.0	123	115	93.5	106	102	96.2
	BETHLEHEM COMBINED SCHOOL	3191046	2024	4	6	6	100.0				18	10	55.6	7	7	100.0	9	9	100.0	18	18	100.0	13	13	100.0	6	5	83.3	18	18	100.0	6	3	50.0	4	0	0.0
		3191046	2023	4	23	13	56.5				25	15	60.0	10	6	60.0	14	14	100.0	21	20	95.2	20	20	100.0	19	13	68.4	30	27	90.0	14	12	85.7	14	11	78.6
	BETHLEHEM CSS	3191002	2024	1				78	67	85.9							216	215	99.5							78	70	89.7				78	36	46.2	78	63	80.8
		3191002	2023	1				67	54	80.6							136	135	99.3							67	59	88.1				68	46	67.6	68	58	85.3
	BLUEGUMBOSCH SS	3193002	2024	3	39	35	89.7				39	39	100.0	39	39	100.0	162	162	100.0	124	124	100.0				123	118	95.9	33	33	100.0	127	95	74.8	123	109	88.6
		3193002	2023	3	69	38	55.1				69	68	98.6	68	46	67.6	156	156	100.0	87	87	100.0				87	85	97.7	61	56	91.8	93	71	76.3	87	72	82.8
	BOITUMELO SS	3191003	2024	3	29	18	62.1	34	28	82.4	28	19	67.9	28	18	64.3	105	105	100.0	75	68	90.7	21	20	95.2	77	54	70.1	80	65	81.3	25	21	84.0	24	22	91.7
		3191003	2023	3	27	25	92.6	20	17	85.0	27	26	96.3	27	24	88.9	91	91	100.0	56	52	92.9	28	28	100.0	64	41	64.1	77	68	88.3	15	9	60.0	24	10	41.7

Province Districts	Centre Name	Centre Number	Exam Date	Quintile	Accounting			Agricultural Sciences			Business Studies			Economics			English First Additional Language			Geography			History			Life Sciences			Mathematical Literacy			Mathematics			Physical Sciences		
					Total Wrote	Achieved 30 - 100%	% Achieved at 30% and Above	Total Wrote	Achieved 30 - 100%	% Achieved at 30% and Above	Total Wrote	Achieved 30 - 100%	% Achieved at 30% and Above	Total Wrote	Achieved 30 - 100%	% Achieved at 30% and Above	Total Wrote	Achieved 30 - 100%	% Achieved at 30% and Above	Total Wrote	Achieved 30 - 100%	% Achieved at 30% and Above	Total Wrote	Achieved 30 - 100%	% Achieved at 30% and Above	Total Wrote	Achieved 30 - 100%	% Achieved at 30% and Above	Total Wrote	Achieved 30 - 100%	% Achieved at 30% and Above	Total Wrote	Achieved 30 - 100%	% Achieved at 30% and Above	Total Wrote	Achieved 30 - 100%	% Achieved at 30% and Above
					THABO MOFUTSANYANA	BOLATA I/S	3193095	2024	1	129	116	89.9				96	86	89.6	30	28	93.3	131	131	100.0							71	66	93.0	39	36	92.3	91
		3193095	2023	1	98	75	76.5				98	91	92.9	42	32	76.2	98	98	100.0									32	30	93.8	66	52	78.8	16	16	100.0	
	BREDA FARM SCHOOL	3191005	2024	1				17	17	100.0							21	21	100.0							21	20	95.2	17	17	100.0	4	4	100.0	4	4	100.0
		3191005	2023	1				23	23	100.0							30	30	100.0							30	30	100.0	23	23	100.0	7	6	85.7	7	7	100.0
	CLOCOLAN SS	3191007	2024	1	10	10	100.0				91	88	96.7				133	133	100.0				74	70	94.6	41	34	82.9	116	109	94.0	17	16	94.1	16	16	100.0
		3191007	2023	1	13	13	100.0				68	67	98.5				103	103	100.0				49	49	100.0	35	30	85.7	79	76	96.2	24	24	100.0	22	22	100.0
	CLUBVIEW SS	3193004	2024	3	31	31	100.0				38	38	100.0	35	31	88.6	66	66	100.0	35	35	100.0				31	26	83.9	38	38	100.0	27	16	59.3	28	22	78.6
		3193004	2023	3	46	45	97.8				62	62	100.0	55	47	85.5	89	89	100.0	43	43	100.0				34	31	91.2	62	62	100.0	27	22	81.5	27	25	92.6
	DIKWENA SS	3193005	2024	1	33	32	97.0				27	27	100.0	27	27	100.0	40	40	100.0	7	7	100.0				13	13	100.0	25	25	100.0	15	13	86.7	13	12	92.3
		3193005	2023	1	41	32	78.0				25	25	100.0	25	25	100.0	41	41	100.0							16	16	100.0	25	25	100.0	16	15	93.8	16	16	100.0
	DINARE SS	3193006	2024	1	10	10	100.0				11	11	100.0	11	10	90.9	65	65	100.0	54	54	100.0				54	42	77.8	46	46	100.0	19	12	63.2	19	12	63.2
		3193006	2023	1	15	13	86.7				15	14	93.3	15	11	73.3	59	59	100.0	44	44	100.0				44	40	90.9	39	38	97.4	20	16	80.0	20	17	85.0
	ED-U-COLLEGE QQ SI/S	3193007	2024	99	18	12	66.7				37	35	94.6				23	23	100.0							36	32	88.9	34	34	100.0	20	18	90.0	17	13	76.5
		3193007	2023	99	21	19	90.5				50	48	96.0				33	33	100.0							38	35	92.1	47	47	100.0	14	12	85.7	10	10	100.0
	EE MONESE CS	3191008	2024	2	10	9	90.0				12	7	58.3	18	15	83.3	152	152	100.0	47	42	89.4				41	25	61.0	56	42	75.0	8	5	62.5	8	6	75.0
		3191008	2023	2	6	6	100.0				9	9	100.0	9	9	100.0	62	62	100.0	23	21	91.3				38	30	78.9	24	19	79.2	23	14	60.9	11	7	63.6
	ESIZIBENI SS	3194001	2024	1	17	15	88.2				16	16	100.0	16	15	93.8	60	60	100.0	43	43	100.0	30	30	100.0	44	44	100.0	45	45	100.0	15	12	80.0	14	12	85.7
		3194001	2023	1	50	36	72.0				52	49	94.2	51	34	66.7	108	108	100.0	58	57	98.3	41	39	95.1	57	47	82.5	89	84	94.4	20	12	60.0	17	14	82.4
	EVUNGWINI SS	3194002	2024	2	41	34	82.9				39	38	97.4	38	34	89.5	127	127	100.0	86	84	97.7	54	53	98.1	88	70	79.5	88	84	95.5	39	29	74.4	35	25	71.4
		3194002	2023	2	38	30	78.9				31	31	100.0	31	24	77.4	103	103	100.0	65	64	98.5	30	27	90.0	71	63	88.7	59	55	93.2	44	29	65.9	42	36	85.7

Province Districts	Centre Name	Centre Number	Exam Date	Quintile	Accounting			Agricultural Sciences			Business Studies			Economics			English First Additional Language			Geography			History			Life Sciences			Mathematical Literacy			Mathematics			Physical Sciences		
					Total Wrote	Achieved 30 - 100%	% Achieved at 30% and Above	Total Wrote	Achieved 30 - 100%	% Achieved at 30% and Above	Total Wrote	Achieved 30 - 100%	% Achieved at 30% and Above	Total Wrote	Achieved 30 - 100%	% Achieved at 30% and Above	Total Wrote	Achieved 30 - 100%	% Achieved at 30% and Above	Total Wrote	Achieved 30 - 100%	% Achieved at 30% and Above	Total Wrote	Achieved 30 - 100%	% Achieved at 30% and Above	Total Wrote	Achieved 30 - 100%	% Achieved at 30% and Above	Total Wrote	Achieved 30 - 100%	% Achieved at 30% and Above	Total Wrote	Achieved 30 - 100%	% Achieved at 30% and Above			
					THABO MOFUTSANYANA	FICKSBURG CSS	3191009	2024	4	13	13	100.0	24	22	91.7	42	41	97.6				49	49	100.0	26	23	88.5				59	51	86.4	46	46	100.0	61
		3191009	2023	4	10	8	80.0	22	21	95.5	44	41	93.2				59	59	100.0	31	29	93.5				56	52	92.9	68	67	98.5	37	35	94.6	30	27	90.0
	GLODEL ACADEMY II/S	3194501	2024	5													2	2	100.0							2	2	100.0				2	2	100.0	2	1	50.0
	HARRISMITH HO&RSKOOL SS	3192004	2024	5	15	13	86.7				52	44	84.6				14	14	100.0	12	12	100.0				36	29	80.6	52	51	98.1	30	24	80.0	23	19	82.6
		3192004	2023	5	16	13	81.3				51	41	80.4				13	13	100.0	20	19	95.0				39	31	79.5	52	51	98.1	31	16	51.6	19	17	89.5
	HARRISMITH SS	3192005	2024	1	18	18	100.0				26	26	100.0	18	18	100.0	97	97	100.0	71	71	100.0	25	25	100.0	71	70	98.6	69	69	100.0	28	27	96.4	23	22	95.7
		3192005	2023	1	12	11	91.7				27	27	100.0	12	12	100.0	103	103	100.0	76	75	98.7	27	27	100.0	76	69	90.8	77	75	97.4	26	23	88.5	24	20	83.3
	HLAJOANE SS	3192007	2024	1												47	47	100.0	47	47	100.0	33	31	93.9	14	14	100.0	33	33	100.0	14	14	100.0	14	13	92.9	
		3192007	2023	1												43	43	100.0	43	43	100.0	32	32	100.0	11	11	100.0	32	31	96.9	11	10	90.9	11	11	100.0	
	KAHENG ZAKHENI SS	3194003	2024	1	39	13	33.3	34	23	67.6	39	31	79.5	39	23	59.0	107	107	100.0	68	62	91.2				66	46	69.7	73	66	90.4	35	15	42.9	32	25	78.1
		3194003	2023	1	19	8	42.1	19	15	78.9	19	16	84.2	19	12	63.2	64	64	100.0	45	44	97.8				45	38	84.4	38	36	94.7	26	10	38.5	26	20	76.9
	INTUTHUKO-KATLEHO SS	3194006	2024	2	29	29	100.0				29	29	100.0	29	27	93.1	119	119	100.0	90	87	96.7	64	62	96.9	70	62	88.6	89	83	93.3	30	26	86.7	26	26	100.0
		3194006	2023	2	29	25	86.2				29	27	93.1	29	24	82.8	122	122	100.0	93	89	95.7	49	43	87.8	79	57	72.2	72	60	83.3	50	32	64.0	44	31	70.5
	IPHONDLE SS	3192009	2024	1	21	19	90.5				38	38	100.0	21	20	95.2	96	96	100.0	74	72	97.3	17	17	100.0	58	43	74.1	60	58	96.7	36	30	83.3	35	32	91.4
		3192009	2023	1	23	17	73.9	20	14	70.0	51	47	92.2	23	18	78.3	108	108	100.0	85	80	94.1	28	26	92.9	57	36	63.2	71	63	88.7	38	28	73.7	36	26	72.2
	IPOKELLENG SS	3191014	2024	1	45	31	68.9				45	38	84.4				98	98	100.0	53	50	94.3	53	51	96.2	53	45	84.9	63	57	90.5	34	17	50.0			
		3191014	2023	1	23	20	87.0	46	36	78.3	23	22	95.7				154	154	100.0	31	31	100.0	31	30	96.8	131	104	79.4	93	80	86.0	61	46	75.4	44	32	72.7
	ITHABISENG SS	3191015	2024	1	67	43	64.2	135	104	77.0	92	74	80.4	38	32	84.2	242	242	100.0	155	142	91.6				101	96	95.0	188	178	94.7	52	34	65.4	31	21	67.7
		3191015	2023	1	76	65	85.5	132	112	84.8	112	105	93.8	61	57	93.4	264	264	100.0	165	157	95.2				116	109	94.0	202	189	93.6	62	36	58.1	45	30	66.7
	KGETHATSEBO-KHETHULWASI SS	3192052	2024	2	38	23	60.5				112	88	78.6	38	27	71.1	133	133	100.0	95	95	100.0				95	86	90.5	110	106	96.4	23	18	78.3	21	15	71.4
		3192052	2023	2	32	32	100.0				94	88	93.6	35	32	91.4	124	124	100.0	87	87	100.0				87	83	95.4	93	88	94.6	31	23	74.2	28	26	92.9

Province Districts	Centre Name	Centre Number	Exam Date	Quintile	Accounting			Agricultural Sciences			Business Studies			Economics			English First Additional Language			Geography			History			Life Sciences			Mathematical Literacy			Mathematics			Physical Sciences		
					Total Wrote	Achieved 30 - 100%	% Achieved at 30% and Above	Total Wrote	Achieved 30 - 100%	% Achieved at 30% and Above	Total Wrote	Achieved 30 - 100%	% Achieved at 30% and Above	Total Wrote	Achieved 30 - 100%	% Achieved at 30% and Above	Total Wrote	Achieved 30 - 100%	% Achieved at 30% and Above	Total Wrote	Achieved 30 - 100%	% Achieved at 30% and Above	Total Wrote	Achieved 30 - 100%	% Achieved at 30% and Above	Total Wrote	Achieved 30 - 100%	% Achieved at 30% and Above	Total Wrote	Achieved 30 - 100%	% Achieved at 30% and Above	Total Wrote	Achieved 30 - 100%	% Achieved at 30% and Above			
					THABO MOFUTSANYANA	KGOLATHUTO SS	3193008	2024	3	100	89	89.0	199	190	95.5	63	58	92.1	63	55	87.3	262	262	100.0	92	92	100.0				199	188	94.5	48	46	95.8	211
		3193008	2023	3	104	76	73.1	165	161	97.6	64	57	89.1	65	56	86.2	232	232	100.0	103	102	99.0				165	158	95.8	36	33	91.7	195	115	59.0	167	150	89.8
	KGOTSO-UXOLO SS	3194007	2024	2	20	19	95.0				50	48	96.0	41	38	92.7	128	128	100.0	87	85	97.7	42	42	100.0	45	43	95.6	79	76	96.2	49	30	61.2	36	35	97.2
		3194007	2023	2	25	19	76.0				62	55	88.7	44	34	77.3	150	150	100.0	106	99	93.4	54	54	100.0	52	47	90.4	93	88	94.6	57	30	52.6	34	29	85.3
	KING'S SCHOOL FICKSBURG	3191017	2024	99	4	4	100.0				5	5	100.0							2	2	100.0				3	3	100.0	3	3	100.0	6	5	83.3	4	3	75.0
		3191017	2023	99	5	5	100.0				6	6	100.0							5	5	100.0				5	5	100.0	5	5	100.0	10	10	100.0	9	8	88.9
	KOALI SS	3193009	2024	1	19	13	68.4				19	17	89.5				28	28	100.0							9	5	55.6	19	17	89.5	9	4	44.4	9	5	55.6
		3193009	2023	1	42	23	54.8				26	25	96.2				42	42	100.0									24	22	91.7	18	11	61.1	16	10	62.5	
	KWETLISONG SS	3194008	2024	2	25	23	92.0	35	27	77.1	39	28	71.8	25	13	52.0	85	85	100.0							46	27	58.7	62	57	91.9	23	19	82.6	16	9	56.3
		3194008	2023	2	27	23	85.2	35	29	82.9	25	21	84.0	14	10	71.4	77	77	100.0							53	43	81.1	55	51	92.7	23	20	87.0	23	21	91.3
	LEIFO IZIKO SS	3194009	2024	2	23	16	69.6				76	52	68.4	23	23	100.0	115	115	100.0	92	88	95.7	60	56	93.3	56	53	94.6	79	74	93.7	36	27	75.0	15	15	100.0
		3194009	2023	2	25	19	76.0				25	23	92.0	25	22	88.0	104	104	100.0	79	69	87.3	47	40	85.1	79	60	75.9	66	54	81.8	38	26	68.4	32	21	65.6
	LEKGULO SS	3193010	2024	1	33	29	87.9				33	33	100.0	33	29	87.9	189	189	100.0	156	154	98.7	81	80	98.8	75	75	100.0	111	105	94.6	78	70	89.7	75	72	96.0
		3193010	2023	1	62	57	91.9				61	58	95.1	62	55	88.7	202	202	100.0	141	137	97.2	70	66	94.3	71	70	98.6	121	114	94.2	83	74	89.2	71	65	91.5
	LERATO UTHANDO CSS	3192011	2024	3													228	228	100.0	141	140	99.3				158	121	76.6	42	42	100.0	124	55	44.4	124	56	45.2
		3192011	2023	3													262	262	100.0	109	108	99.1				138	106	76.8	52	51	98.1	90	36	40.0	90	61	67.8
	LERATSWANA SS	3194010	2024	1				33	32	97.0	18	12	66.7				33	33	100.0							33	30	90.9	18	16	88.9	15	2	13.3	15	11	73.3
		3194010	2023	1				21	17	81.0	10	5	50.0				21	21	100.0							21	17	81.0	10	8	80.0	11	2	18.2	11	11	100.0
	LIBERTAS CFS	3191018	2024	1				21	16	76.2							21	21	100.0	13	12	92.3				21	12	57.1	21	19	90.5						
		3191018	2023	1				29	22	75.9							29	29	100.0	18	15	83.3				29	17	58.6	23	22	95.7	6	2	33.3			

Province Districts	Centre Name	Centre Number	Exam Date	Quintile	Accounting			Agricultural Sciences			Business Studies			Economics			English First Additional Language			Geography			History			Life Sciences			Mathematical Literacy			Mathematics			Physical Sciences			
					Total Wrote	Achieved 30 - 100%	% Achieved at 30% and Above	Total Wrote	Achieved 30 - 100%	% Achieved at 30% and Above	Total Wrote	Achieved 30 - 100%	% Achieved at 30% and Above	Total Wrote	Achieved 30 - 100%	% Achieved at 30% and Above	Total Wrote	Achieved 30 - 100%	% Achieved at 30% and Above	Total Wrote	Achieved 30 - 100%	% Achieved at 30% and Above	Total Wrote	Achieved 30 - 100%	% Achieved at 30% and Above	Total Wrote	Achieved 30 - 100%	% Achieved at 30% and Above	Total Wrote	Achieved 30 - 100%	% Achieved at 30% and Above	Total Wrote	Achieved 30 - 100%	% Achieved at 30% and Above				
					THABO MOFUTSANYANA	LINDLEY CS	3194011	2024	3	26	23	88.5				59	52	88.1				102	102	100.0	76	72	94.7	48	47	97.9	43	35	81.4	73	71	97.3	29	13
	3194011	2023	3	21		18	85.7				70	56	80.0				101	101	100.0	80	70	87.5	59	55	93.2	31	29	93.5	84	71	84.5	17	13	76.5	16	15	93.8	
MAANANKOE SS	3192012	2024	1														37	37	100.0	37	30	81.1				32	24	75.0	29	24	82.8	8	5	62.5	8	7	87.5	
	3192012	2023	1														27	27	100.0	32	29	90.6				32	22	68.8	20	16	80.0	12	9	75.0	12	12	100.0	
MABELA C/S	3193501	2024	3	38		27	71.1				38	34	89.5	38	31	81.6	185	184	99.5	147	126	85.7	84	73	86.9	63	59	93.7	120	91	75.8	65	47	72.3	63	46	73.0	
	3193501	2023	3	29		21	72.4				29	28	96.6	29	17	58.6	146	146	100.0	117	112	95.7	47	44	93.6	70	61	87.1	59	47	79.7	87	66	75.9	70	61	87.1	
MAFUBE S/S	3193502	2024	3	10		9	90.0				10	10	100.0	10	10	100.0	43	43	100.0							33	31	93.9	7	7	100.0	36	32	88.9	33	30	90.9	
	3193502	2023	3	14		13	92.9				14	14	100.0	14	10	71.4	40	40	100.0							26	24	92.3				40	25	62.5	26	22	84.6	
MAKABELANE CSS	3193013	2024	2														188	188	100.0														39	37	94.9	39	39	100.0
	3193013	2023	2														205	205	100.0														57	37	64.9	59	53	89.8
MAKGABANE SS	3193014	2024	1								29	29	100.0				41	41	100.0								40	36	90.0	29	29	100.0	12	10	83.3	12	12	100.0
	3193014	2023	1								15	15	100.0				28	28	100.0								28	28	100.0	15	15	100.0	13	13	100.0	13	12	92.3
MAKWANE I/S	3192501	2024	5	59		53	89.8				26	21	80.8	26	24	92.3	59	59	100.0							33	30	90.9				59	30	50.8	33	27	81.8	
MAMPOI SS	3193015	2024	1					58	55	94.8							120	120	100.0	109	108	99.1				120	117	97.5	44	44	100.0	64	51	79.7	61	58	95.1	
	3193015	2023	1					53	49	92.5							114	114	100.0	107	104	97.2				114	106	93.0	37	37	100.0	77	56	72.7	68	62	91.2	
MANTHATISI SS	3192013	2024	1								80	78	97.5				132	132	100.0	132	132	100.0				70	70	100.0	79	75	94.9	52	35	67.3	41	31	75.6	
	3192013	2023	1								29	29	100.0				148	148	100.0	148	147	99.3				116	116	100.0	82	77	93.9	66	38	57.6	37	36	97.3	
MARALLANENG SS	3191019	2024	3	44		40	90.9	70	67	95.7	35	34	97.1	25	23	92.0	136	136	100.0	77	74	96.1				111	98	88.3	93	92	98.9	43	36	83.7	41	31	75.6	
	3191019	2023	3	48	46	95.8	43	36	83.7	39	37	94.9	30	27	90.0	102	102	100.0	44	40	90.9				72	60	83.3	62	60	96.8	40	29	72.5	29	22	75.9		

Province Districts	Centre Name	Centre Number	Exam Date	Quintile	Accounting			Agricultural Sciences			Business Studies			Economics			English First Additional Language			Geography			History			Life Sciences			Mathematical Literacy			Mathematics			Physical Sciences			
					Total Wrote	Achieved 30 - 100%	% Achieved at 30% and Above	Total Wrote	Achieved 30 - 100%	% Achieved at 30% and Above	Total Wrote	Achieved 30 - 100%	% Achieved at 30% and Above	Total Wrote	Achieved 30 - 100%	% Achieved at 30% and Above	Total Wrote	Achieved 30 - 100%	% Achieved at 30% and Above	Total Wrote	Achieved 30 - 100%	% Achieved at 30% and Above	Total Wrote	Achieved 30 - 100%	% Achieved at 30% and Above	Total Wrote	Achieved 30 - 100%	% Achieved at 30% and Above	Total Wrote	Achieved 30 - 100%	% Achieved at 30% and Above	Total Wrote	Achieved 30 - 100%	% Achieved at 30% and Above				
					THABO MOFUTSANYANA	MARQUARD CS	3191020	2024	4	7	4	57.1				19	15	78.9											15	15	100.0	20	19	95.0	7	6	85.7	5
		3191020	2023	4	8	6	75.0				17	15	88.2											17	13	76.5	18	18	100.0	9	7	77.8	5	4	80.0			
	MASHAENG S/S	3191501	2024	5				57	45	78.9						115	115	100.0	115	114	99.1				115	97	84.3	57	54	94.7	58	39	67.2	58	34	58.6		
	MASOPHA SS	3192014	2024	1												26	26	100.0	26	22	84.6				26	10	38.5	12	8	66.7	14	3	21.4	14	5	35.7		
		3192014	2023	1												16	16	100.0	16	16	100.0				16	12	75.0	7	7	100.0	9	7	77.8	9	7	77.8		
	METSI-MATSHO SS	3192015	2024	1	8	7	87.5				26	21	80.8	26	24	92.3	67	67	100.0	41	36	87.8				41	29	70.7	49	43	87.8	18	9	50.0	16	10	62.5	
		3192015	2023	1	12	12	100.0				35	31	88.6	35	30	85.7	68	68	100.0	33	31	93.9				33	27	81.8	33	30	90.9	35	23	65.7	23	11	47.8	
	MJ MOHLAHLI SS	3191022	2024	2	51	33	64.7				52	38	73.1	52	32	61.5	68	68	100.0	16	16	100.0				16	16	100.0	52	51	98.1	16	4	25.0	16	13	81.3	
		3191022	2023	2	32	17	53.1				32	26	81.3	32	18	56.3	61	61	100.0	29	27	93.1				29	23	79.3	32	29	90.6	29	5	17.2	29	19	65.5	
	MMATHABO SS	3192016	2024	1	53	48	90.6				54	54	100.0	24	24	100.0	164	164	100.0							140	127	90.7	54	54	100.0	110	89	80.9	110	98	89.1	
		3192016	2023	1	53	51	96.2				49	49	100.0	49	45	91.8	152	152	100.0								103	95	92.2	78	77	98.7	74	71	95.9	103	89	86.4
	MOHALADITWE SS	3192017	2024	1	48	46	95.8				48	43	89.6	48	46	95.8	149	149	100.0	101	101	100.0				101	100	99.0	89	89	100.0	60	58	96.7	52	52	100.0	
		3192017	2023	1	55	55	100.0				55	55	100.0	55	55	100.0	159	159	100.0	104	104	100.0				104	103	99.0	70	70	100.0	89	68	76.4	59	59	100.0	
	MOHATO SS	3193016	2024	1	56	41	73.2				73	64	87.7	73	65	89.0	107	106	99.1	34	33	97.1				34	32	94.1	56	50	89.3	51	36	70.6	34	33	97.1	
		3193016	2023	1	49	41	83.7				55	54	98.2	55	52	94.5	110	110	100.0	55	52	94.5				55	47	85.5	48	45	93.8	62	46	74.2	55	51	92.7	
	MOHLODI THUTO SS	3191071	2024	1	42	25	59.5	17	17	100.0	42	37	88.1	42	23	54.8	133	133	100.0	74	63	85.1	68	66	97.1	91	49	53.8	110	101	91.8	23	19	82.6	23	21	91.3	
		3191071	2023	1	62	34	54.8	96	48	50.0	62	46	74.2	62	36	58.1	187	187	100.0	113	100	88.5	84	83	98.8	41	33	80.5	145	127	87.6	42	21	50.0	41	29	70.7	
	MOLAPO SS	3192018	2024	1	26	23	88.5				26	25	96.2	26	24	92.3	162	162	100.0	136	134	98.5	47	42	89.4	136	133	97.8	100	95	95.0	62	47	75.8	61	60	98.4	
		3192018	2023	1	42	37	88.1				42	41	97.6	42	34	81.0	149	148	99.3	107	105	98.1	66	60	90.9	107	99	92.5	106	96	90.6	43	30	69.8	41	39	95.1	
	MOOKODI SS	3192019	2024	1	47	42	89.4				53	53	100.0	47	46	97.9	137	137	100.0	90	89	98.9				90	90	100.0	38	38	100.0	99	89	89.9	83	81	97.6	
		3192019	2023	1	38	35	92.1				49	47	95.9	38	36	94.7	165	165	100.0	121	121	100.0				126	121	96.0	36	32	88.9	126	55	43.7	106	103	97.2	

Province Districts	Centre Name	Centre Number	Exam Date	Quintile	Accounting			Agricultural Sciences			Business Studies			Economics			English First Additional Language			Geography			History			Life Sciences			Mathematical Literacy			Mathematics			Physical Sciences		
					Total Wrote	Achieved 30 - 100%	% Achieved at 30% and Above	Total Wrote	Achieved 30 - 100%	% Achieved at 30% and Above	Total Wrote	Achieved 30 - 100%	% Achieved at 30% and Above	Total Wrote	Achieved 30 - 100%	% Achieved at 30% and Above	Total Wrote	Achieved 30 - 100%	% Achieved at 30% and Above	Total Wrote	Achieved 30 - 100%	% Achieved at 30% and Above	Total Wrote	Achieved 30 - 100%	% Achieved at 30% and Above	Total Wrote	Achieved 30 - 100%	% Achieved at 30% and Above	Total Wrote	Achieved 30 - 100%	% Achieved at 30% and Above	Total Wrote	Achieved 30 - 100%	% Achieved at 30% and Above	Total Wrote	Achieved 30 - 100%	% Achieved at 30% and Above
					THABO MOFUTSANYANA	MORENA MOKOPELA SECONDARY SCHOOL	3193017	2024	1				85	72	84.7							145	145	100.0							94	70	74.5	44	37	84.1	49
		3193017	2023	1				97	84	86.6							135	135	100.0							97	79	81.4	18	17	94.4	79	39	49.4	64	38	59.4
	MORITING WA THUTO SS	3191023	2024	2	75	48	64.0				67	48	71.6	25	19	76.0	109	109	100.0				34	34	100.0	42	39	92.9	66	56	84.8	43	16	37.2	33	14	42.4
		3191023	2023	2	60	31	51.7				78	51	65.4	25	18	72.0	103	103	100.0				43	41	95.3	25	25	100.0	80	69	86.3	23	9	39.1	22	18	81.8
	MOTEKA SS	3193018	2024	2				36	36	100.0							76	76	100.0	69	69	100.0				76	72	94.7	48	46	95.8	28	28	100.0	28	28	100.0
		3193018	2023	2				35	35	100.0							70	70	100.0	62	62	100.0				70	70	100.0	40	40	100.0	30	29	96.7	30	30	100.0
	MPHATLALATSANE C/S	3192502	2024	5	26	26	100.0				25	22	88.0				51	51	100.0							26	26	100.0	25	24	96.0	26	24	92.3	26	24	92.3
	NEW HORIZON COLLEGE	3191039	2024	99	18	18	100.0				40	40	100.0	37	36	97.3	26	26	100.0	22	22	100.0				16	16	100.0	38	38	100.0	15	15	100.0	13	11	84.6
		3191039	2023	99	12	12	100.0				43	40	93.0	26	25	96.2	26	26	100.0	25	25	100.0				20	20	100.0	45	45	100.0	14	14	100.0	11	10	90.9
	NEW HORIZON COLLEGE S/S	3192020	2024	99	27	27	100.0				53	53	100.0	26	26	100.0	63	63	100.0	44	44	100.0				55	55	100.0	59	59	100.0	39	38	97.4	30	28	93.3
		3192020	2023	99	19	19	100.0				54	54	100.0	29	27	93.1	61	61	100.0	43	43	100.0				52	52	100.0	60	60	100.0	38	37	97.4	26	26	100.0
	NKARABENG SS	3191024	2024	1	18	17	94.4				18	17	94.4	18	16	88.9	87	86	98.9	69	65	94.2	50	50	100.0	19	19	100.0	68	56	82.4	19	14	73.7	19	12	63.2
		3191024	2023	1	6	6	100.0				6	6	100.0	6	4	66.7	99	99	100.0	86	77	89.5	72	72	100.0	21	20	95.2	78	58	74.4	21	10	47.6	21	12	57.1
	NKHOBISO SS	3193019	2024	1	28	24	85.7				28	20	71.4				97	97	100.0	69	69	100.0				69	67	97.1	61	59	96.7	36	27	75.0	36	36	100.0
		3193019	2023	1	19	17	89.5				20	18	90.0				113	113	100.0	88	73	83.0				88	74	84.1	59	49	83.1	46	31	67.4	40	40	100.0
	NTHABISENG SS	3193020	2024	1				50	39	78.0	24	15	62.5				51	51	100.0	36	27	75.0				27	23	85.2	36	34	94.4	15	12	80.0	15	15	100.0
		3193020	2023	1				55	36	65.5	27	19	70.4				66	65	98.5	34	26	76.5				39	31	79.5	44	32	72.7	22	13	59.1	22	11	50.0
	NTSU SS	3191025	2024	4	88	76	86.4	61	52	85.2	60	54	90.0	70	49	70.0	215	215	100.0	180	162	90.0	68	56	82.4	159	149	93.7	199	189	95.0	88	67	76.1	70	61	87.1
		3191025	2023	4	134	106	79.1	71	62	87.3	108	91	84.3	106	68	64.2	226	226	100.0	120	117	97.5	57	53	93.0	183	172	94.0	190	182	95.8	118	81	68.6	86	77	89.5
	PAUL ERASMUS SS	3191026	2024	4	26	26	100.0				26	23	88.5				24	24	100.0	13	13	100.0				20	20	100.0	42	42	100.0	18	18	100.0	14	12	85.7
		3191026	2023	4	25	25	100.0				23	21	91.3				23	23	100.0	15	15	100.0				18	18	100.0	44	44	100.0	17	17	100.0	12	11	91.7



Province Districts	Centre Name	Centre Number	Exam Date	Quintile	Accounting			Agricultural Sciences			Business Studies			Economics			English First Additional Language			Geography			History			Life Sciences			Mathematical Literacy			Mathematics			Physical Sciences		
					Total Wrote	Achieved 30 - 100%	% Achieved at 30% and Above	Total Wrote	Achieved 30 - 100%	% Achieved at 30% and Above	Total Wrote	Achieved 30 - 100%	% Achieved at 30% and Above	Total Wrote	Achieved 30 - 100%	% Achieved at 30% and Above	Total Wrote	Achieved 30 - 100%	% Achieved at 30% and Above	Total Wrote	Achieved 30 - 100%	% Achieved at 30% and Above	Total Wrote	Achieved 30 - 100%	% Achieved at 30% and Above	Total Wrote	Achieved 30 - 100%	% Achieved at 30% and Above	Total Wrote	Achieved 30 - 100%	% Achieved at 30% and Above	Total Wrote	Achieved 30 - 100%	% Achieved at 30% and Above			
					PHOFUNG SS	3192022	2024	1	27	26	96.3				29	25	86.2				42	42	100.0						28	25	89.3	26	26	100.0	16	16	100.0
	3192022	2023	1	28	28	100.0				29	26	89.7				39	39	100.0						21	14	66.7	27	24	88.9	12	12	100.0	10	10	100.0		
PHUKALLA SS	3194014	2024	2	15	11	73.3				16	12	75.0	16	12	75.0	124	124	100.0	109	105	96.3	67	65	97.0	109	95	87.2	80	76	95.0	45	28	62.2	43	32	74.4	
	3194014	2023	2	35	31	88.6				35	31	88.6	35	25	71.4	127	127	100.0	92	86	93.5	69	64	92.8	91	66	72.5	90	83	92.2	37	16	43.2	23	18	78.3	
RANTSANE SS	3192023	2024	1	112	97	86.6				120	120	100.0				123	123	100.0	123	122	99.2			76	66	86.8	34	33	97.1	87	63	72.4	81	58	71.6		
	3192023	2023	1	135	127	94.1				167	162	97.0				167	167	100.0	167	165	98.8			137	123	89.8	81	79	97.5	86	81	94.2	58	58	100.0		
REAHOLA SS	3193021	2024	3	37	35	94.6	66	61	92.4	37	37	100.0	37	37	100.0	139	139	100.0						101	93	92.1	71	69	97.2	67	60	89.6	36	33	91.7		
	3193021	2023	3	33	27	81.8	54	47	87.0	33	33	100.0	33	30	90.9	130	130	100.0						97	84	86.6	43	42	97.7	83	78	94.0	43	39	90.7		
REITZ CS	3194015	2024	5	3	3	100.0	6	6	100.0	7	7	100.0				35	35	100.0	10	9	90.0			11	11	100.0	27	27	100.0	8	8	100.0	7	7	100.0		
	3194015	2023	5	2	2	100.0	5	5	100.0	5	5	100.0				21	21	100.0	7	7	100.0			6	6	100.0	17	17	100.0	4	4	100.0	2	2	100.0		
REKOTOSOFETSE SS	3191029	2024	1	24	18	75.0				39	35	89.7				58	58	100.0	34	34	100.0			34	34	100.0	32	32	100.0	26	19	73.1	18	16	88.9		
	3191029	2023	1	38	26	68.4				44	38	86.4				84	84	100.0	51	48	94.1			46	41	89.1	59	55	93.2	24	17	70.8	22	17	77.3		
RETIEF CS	3191030	2024	4	6	6	100.0				25	24	96.0							28	28	100.0	9	9	100.0	29	28	96.6	29	29	100.0	14	11	78.6	0	0		
	3191030	2023	4	8	7	87.5				37	36	97.3							46	46	100.0	14	13	92.9	42	39	92.9	36	35	97.2	31	26	83.9	16	12	75.0	
SASAMALA SS	3192024	2024	3	4	4	100.0				27	19	70.4	24	23	95.8	141	141	100.0	114	109	95.6			106	95	89.6	99	98	99.0	37	33	89.2	36	30	83.3		
	3192024	2023	3	12	12	100.0				61	50	82.0	57	48	84.2	144	144	100.0	78	73	93.6			81	59	72.8	116	103	88.8	28	24	85.7	24	23	95.8		
SEKGUTLONG SS	3193026	2024	1	22	14	63.6				57	44	77.2	22	20	90.9	93	93	100.0	71	69	97.2			36	35	97.2	57	54	94.7	36	21	58.3	36	34	94.4		
	3193026	2023	1	43	36	83.7				68	64	94.1	43	42	97.7	129	129	100.0	86	85	98.8			61	61	100.0	55	54	98.2	75	50	66.7	61	61	100.0		
SELELEKELA SS	3193027	2024	3	50	50	100.0				50	50	100.0	50	50	100.0	132	132	100.0	82	82	100.0			82	81	98.8	41	41	100.0	89	81	91.0	82	80	97.6		
	3193027	2023	3	40	40	100.0				40	40	100.0	40	39	97.5	108	108	100.0	68	68	100.0			68	68	100.0	31	31	100.0	77	71	92.2	68	68	100.0		

Province Districts	Centre Name	Centre Number	Exam Date	Quintile	Accounting			Agricultural Sciences			Business Studies			Economics			English First Additional Language			Geography			History			Life Sciences			Mathematical Literacy			Mathematics			Physical Sciences		
					Total Wrote	Achieved 30 - 100%	% Achieved at 30% and Above	Total Wrote	Achieved 30 - 100%	% Achieved at 30% and Above	Total Wrote	Achieved 30 - 100%	% Achieved at 30% and Above	Total Wrote	Achieved 30 - 100%	% Achieved at 30% and Above	Total Wrote	Achieved 30 - 100%	% Achieved at 30% and Above	Total Wrote	Achieved 30 - 100%	% Achieved at 30% and Above	Total Wrote	Achieved 30 - 100%	% Achieved at 30% and Above	Total Wrote	Achieved 30 - 100%	% Achieved at 30% and Above	Total Wrote	Achieved 30 - 100%	% Achieved at 30% and Above	Total Wrote	Achieved 30 - 100%	% Achieved at 30% and Above	Total Wrote	Achieved 30 - 100%	% Achieved at 30% and Above
					THABO MOFUTSANYANA	SEOTLONG ASS	3192026	2024	3				34	31	91.2				9	9	100.0	53	53	100.0										38	37	97.4	15
		3192026	2023	3				43	41	95.3				10	10	100.0	66	66	100.0										53	47	88.7	13	12	92.3	12	12	100.0
	SHAKHANE SS	3192028	2024	1	13	10	76.9				21	19	90.5	15	8	53.3	35	35	100.0	22	21	95.5				20	19	95.0	21	20	95.2	14	6	42.9	14	10	71.4
		3192028	2023	1	22	20	90.9				25	23	92.0	24	16	66.7	42	42	100.0	20	19	95.0				18	18	100.0	25	22	88.0	17	8	47.1	17	14	82.4
	SIBONAKALISO CFS	3192029	2024	1							11	11	100.0				11	11	100.0	11	11	100.0							11	7	63.6						
		3192029	2023	1							14	14	100.0				14	14	100.0	14	14	100.0							14	14	100.0						
	TAUNG SS	3191031	2024	1	19	17	89.5				19	14	73.7				62	62	100.0	43	40	93.0				43	36	83.7	43	40	93.0	19	12	63.2	18	15	83.3
		3191031	2023	1	17	13	76.5				17	12	70.6				43	43	100.0	26	22	84.6				26	16	61.5	30	23	76.7	10	9	90.0	10	10	100.0
	THABO-THOKOZA SS	3191032	2024	3	21	15	71.4				44	38	86.4	44	25	56.8	208	208	100.0	154	142	92.2	121	115	95.0	142	96	67.6	161	156	96.9	47	31	66.0	43	25	58.1
		3191032	2023	3	6	6	100.0				27	16	59.3	27	12	44.4	137	137	100.0	91	81	89.0	70	67	95.7	100	68	68.0	97	85	87.6	40	27	67.5	40	29	72.5
	THAHAMESO SS	3193028	2024	1				19	19	100.0							28	28	100.0	28	26	92.9				28	28	100.0	19	19	100.0	9	9	100.0	9	9	100.0
		3193028	2023	1				27	25	92.6							38	38	100.0	38	37	97.4				38	37	97.4	21	20	95.2	16	12	75.0	11	11	100.0
	THALABODIBA SS	3193029	2024	1	21	21	100.0				53	48	90.6	12	11	91.7	151	151	100.0	130	121	93.1	60	54	90.0	98	92	93.9	67	60	89.6	84	62	73.8	79	51	64.6
		3193029	2023	1	40	36	90.0				114	69	60.5	20	17	85.0	248	248	100.0	208	156	75.0	118	87	73.7	154	114	74.0	152	96	63.2	95	67	70.5	91	60	65.9
	THIBOLOHA SCHOOL FOR DEAF AND BLIND	3193080	2024	99							4	4	100.0				8	8	100.0				4	4	100.0	1	1	100.0				8	4	50.0	1	1	100.0
		3193080	2023	99							4	4	100.0				11	11	100.0				4	4	100.0	5	5	100.0				11	10	90.9	5	5	100.0
	THOKOANA MAKAOA SS	3193030	2024	2	27	22	81.5				27	27	100.0	27	25	92.6	72	72	100.0	45	45	100.0				44	44	100.0	27	27	100.0	46	42	91.3	45	45	100.0
		3193030	2023	2	30	23	76.7				30	29	96.7	30	25	83.3	85	85	100.0	55	55	100.0				55	53	96.4	30	30	100.0	50	41	82.0	55	54	98.2
	THISETSANG SS	3191035	2024	3	23	15	65.2				23	21	91.3	23	19	82.6	256	256	100.0	105	103	98.1	89	85	95.5	216	158	73.1	104	100	96.2	151	90	59.6	136	95	69.9
		3191035	2023	3	30	20	66.7				30	27	90.0	30	29	96.7	206	205	99.5	99	89	89.9	89	83	93.3	166	113	68.1	115	103	89.6	92	62	67.4	87	61	70.1

Province Districts	Centre Name	Centre Number	Exam Date	Quintile	Accounting			Agricultural Sciences			Business Studies			Economics			English First Additional Language			Geography			History			Life Sciences			Mathematical Literacy			Mathematics			Physical Sciences		
					Total Wrote	Achieved 30 - 100%	% Achieved at 30% and Above	Total Wrote	Achieved 30 - 100%	% Achieved at 30% and Above	Total Wrote	Achieved 30 - 100%	% Achieved at 30% and Above	Total Wrote	Achieved 30 - 100%	% Achieved at 30% and Above	Total Wrote	Achieved 30 - 100%	% Achieved at 30% and Above	Total Wrote	Achieved 30 - 100%	% Achieved at 30% and Above	Total Wrote	Achieved 30 - 100%	% Achieved at 30% and Above	Total Wrote	Achieved 30 - 100%	% Achieved at 30% and Above	Total Wrote	Achieved 30 - 100%	% Achieved at 30% and Above	Total Wrote	Achieved 30 - 100%	% Achieved at 30% and Above	Total Wrote	Achieved 30 - 100%	% Achieved at 30% and Above
					THABO MOFUTSANYANA	TLHORONG SS	3193031	2024	1	44	43	97.7				62	62	100.0	24	13	54.2	127	127	100.0	83	78	94.0				65	57	87.7	62	58	93.5	65
		3193031	2023	1	17	17	100.0				27	27	100.0	15	12	80.0	112	112	100.0	92	88	95.7				84	59	70.2	25	24	96.0	87	52	59.8	85	47	55.3
	TLOKOLA SS	3191036	2024	1	10	7	70.0	4	4	100.0	10	10	100.0				30	30	100.0	19	19	100.0	15	15	100.0	11	8	72.7	28	24	85.7	2	2	100.0	1	1	100.0
		3191036	2023	1	4	1	25.0	18	18	100.0	4	4	100.0				44	44	100.0	39	37	94.9	20	18	90.0	23	18	78.3	39	33	84.6	5	4	80.0	2	2	100.0
	TLOTLISONG SS	3191037	2024	3	34	24	70.6	120	101	84.2	34	29	85.3	34	25	73.5	207	207	100.0	173	160	92.5				173	132	76.3	141	135	95.7	66	30	45.5	53	23	43.4
		3191037	2023	3	33	23	69.7	112	96	85.7	33	31	93.9	33	28	84.8	214	214	100.0	181	176	97.2				182	127	69.8	107	95	88.8	108	46	42.6	70	43	61.4
	TSEBO SS	3193032	2024	1	40	39	97.5				68	65	95.6				133	133	100.0	65	63	96.9				93	84	90.3	65	64	98.5	66	49	74.2	65	61	93.8
		3193032	2023	1	56	50	89.3				112	108	96.4				203	203	100.0	93	91	97.8				148	126	85.1	99	93	93.9	105	47	44.8	93	81	87.1
	TSEKI SS	3193034	2024	1	14	10	71.4				14	11	78.6	14	4	28.6	57	57	100.0	43	41	95.3				42	28	66.7	33	32	97.0	24	5	20.8	21	8	38.1
		3193034	2023	1	15	6	40.0				15	11	73.3	14	6	42.9	49	49	100.0	34	34	100.0				34	27	79.4	25	24	96.0	22	5	22.7	17	15	88.2
	TSHEPANG SS	3191038	2024	1	24	24	100.0				85	65	76.5				117	117	100.0	32	32	100.0	61	60	98.4	32	21	65.6	99	85	85.9	18	7	38.9	15	10	66.7
		3191038	2023	1	25	25	100.0				82	77	93.9				117	117	100.0	35	35	100.0	57	57	100.0	35	28	80.0	96	81	84.4	21	15	71.4	27	23	85.2
	TSHIBOLLO SS	3193035	2024	1							60	35	58.3				60	60	100.0	59	51	86.4	14	11	78.6	59	36	61.0	14	11	78.6	45	16	35.6	45	16	35.6
		3193035	2023	1													50	49	98.0	50	48	96.0	23	19	82.6	50	42	84.0	23	19	82.6	25	17	68.0	27	24	88.9
	TSHOLO SS	3192031	2024	1				26	23	88.5							43	43	100.0	43	42	97.7				43	39	90.7	26	24	92.3	17	17	100.0	17	16	94.1
		3192031	2023	1				24	24	100.0							48	48	100.0	48	48	100.0				48	41	85.4	24	24	100.0	24	17	70.8	24	21	87.5

Province Districts	Centre Name	Centre Number	Exam Date	Quintile	Accounting			Agricultural Sciences			Business Studies			Economics			English First Additional Language			Geography			History			Life Sciences			Mathematical Literacy			Mathematics			Physical Sciences		
					Total Wrote	Achieved 30 - 100%	% Achieved at 30% and Above	Total Wrote	Achieved 30 - 100%	% Achieved at 30% and Above	Total Wrote	Achieved 30 - 100%	% Achieved at 30% and Above	Total Wrote	Achieved 30 - 100%	% Achieved at 30% and Above	Total Wrote	Achieved 30 - 100%	% Achieved at 30% and Above	Total Wrote	Achieved 30 - 100%	% Achieved at 30% and Above	Total Wrote	Achieved 30 - 100%	% Achieved at 30% and Above	Total Wrote	Achieved 30 - 100%	% Achieved at 30% and Above	Total Wrote	Achieved 30 - 100%	% Achieved at 30% and Above	Total Wrote	Achieved 30 - 100%	% Achieved at 30% and Above			
					THABO MOFUTSANYANA	VOORTREKKER SS	3191040	2024	5	34	32	94.1				59	52	88.1	13	12	92.3	116	116	100.0	28	28	100.0				64	61	95.3	70	70	100.0	62
		3191040	2023	5	21	21	100.0				31	30	96.8	15	13	86.7	107	107	100.0	29	29	100.0				73	68	93.2	51	51	100.0	65	65	100.0	56	49	87.5
	VREDE CS	3194018	2024	4	4	4	100.0				5	5	100.0				20	20	100.0	6	6	100.0				9	9	100.0	11	11	100.0	9	9	100.0	6	6	100.0
		3194018	2023	4	3	3	100.0				5	5	100.0				24	24	100.0	6	6	100.0				10	10	100.0	14	14	100.0	10	10	100.0	10	10	100.0
	WITTEBERG SS	3191041	2024	5	28	28	100.0	12	12	100.0	26	24	92.3	22	22	100.0	108	108	100.0	19	18	94.7				53	50	94.3	84	84	100.0	58	58	100.0	48	48	100.0
		3191041	2023	5	27	26	96.3	12	12	100.0	41	40	97.6	23	23	100.0	99	99	100.0	21	21	100.0				60	55	91.7	66	66	100.0	58	58	100.0	49	49	100.0
	AJC JOOSTE CS	3161001	2024	1							9	6	66.7				9	9	100.0				9	9	100.0				9	9	100.0						
		3161001	2023	1							7	5	71.4				9	9	100.0				9	9	100.0				9	8	88.9						
	ALBERTINA SISULU SS	3161002	2024	2	12	8	66.7				55	55	100.0	71	59	83.1	83	80	96.4							12	12	100.0	49	49	100.0	11	11	100.0	12	12	100.0
		3161002	2023	2	18	17	94.4				83	81	97.6	85	63	74.1	100	100	100.0							14	12	85.7	65	56	86.2	14	10	71.4	14	10	71.4
	BEANG TSE MOLEMO SS	3161003	2024	3							50	49	98.0				58	58	100.0	58	43	74.1				14	12	85.7	50	39	78.0	8	4	50.0	7	6	85.7
		3161003	2023	3	6	5	83.3				43	28	65.1				47	47	100.0	40	32	80.0				13	10	76.9	43	35	81.4	4	4	100.0	4	4	100.0
	BOARAMELO CS	3161004	2024	1	17	14	82.4				26	25	96.2				52	52	100.0	39	38	97.4				22	22	100.0	25	24	96.0	27	15	55.6	26	19	73.1
		3161004	2023	1	22	14	63.6				30	29	96.7	22	17	77.3	46	46	100.0	24	24	100.0				24	22	91.7	26	22	84.6	20	8	40.0	16	9	56.3
	DIAMANTHOOGTE COMBINED SCHOOL	3161060	2024	2							32	15	46.9				99	98	99.0	27	25	92.6	67	62	92.5	27	21	77.8	90	63	70.0	10	1	10.0			
		3161060	2023	2							16	9	56.3				66	66	100.0	65	52	80.0	50	49	98.0	21	11	52.4	66	55	83.3						
	EDENBURG CS	3161006	2024	1							25	11	44.0				25	25	100.0				25	25	100.0	11	8	72.7	25	23	92.0						
		3161006	2023	1							27	17	63.0				27	27	100.0				27	27	100.0	16	13	81.3	27	26	96.3						
	HENDRIK POTGIETER AS	3161010	2024	4	7	7	100.0	7	6	85.7	13	12	92.3				26	26	100.0							10	10	100.0	23	23	100.0	3	3	100.0	2	2	100.0
		3161010	2023	4	3	3	100.0	6	6	100.0	13	11	84.6				24	24	100.0							9	9	100.0	17	17	100.0	7	5	71.4	5	5	100.0


Province Districts	Centre Name	Centre Number	Exam Date	Quintile	Accounting			Agricultural Sciences			Business Studies			Economics			English First Additional Language			Geography			History			Life Sciences			Mathematical Literacy			Mathematics			Physical Sciences		
					Total Wrote	Achieved 30 - 100%	% Achieved at 30% and Above	Total Wrote	Achieved 30 - 100%	% Achieved at 30% and Above	Total Wrote	Achieved 30 - 100%	% Achieved at 30% and Above	Total Wrote	Achieved 30 - 100%	% Achieved at 30% and Above	Total Wrote	Achieved 30 - 100%	% Achieved at 30% and Above	Total Wrote	Achieved 30 - 100%	% Achieved at 30% and Above	Total Wrote	Achieved 30 - 100%	% Achieved at 30% and Above	Total Wrote	Achieved 30 - 100%	% Achieved at 30% and Above	Total Wrote	Achieved 30 - 100%	% Achieved at 30% and Above	Total Wrote	Achieved 30 - 100%	% Achieved at 30% and Above			
					XHARIEP	IKANYEGENG CS	3161011	2024	2	9	9	100.0				35	30	85.7	24	23	95.8	35	35	100.0	12	12	100.0				16	16	100.0	35	32	91.4	16
		3161011	2023	2	14	12	85.7				27	25	92.6	27	24	88.9				12	12	100.0				12	10	83.3	24	21	87.5	15	7	46.7	12	9	75.0
	IPETLENG SS	3161012	2024	1	18	17	94.4				29	28	96.6	29	28	96.6	79	79	100.0	50	42	84.0	45	45	100.0	50	41	82.0	64	57	89.1	14	12	85.7	9	5	55.6
		3161012	2023	1	8	8	100.0				24	22	91.7	24	18	75.0	91	91	100.0	68	48	70.6	61	48	78.7	68	41	60.3	80	63	78.8	12	7	58.3	10	6	60.0
	JACOBSDAL LANDBOUSKOOL	3161015	2024	5	8	8	100.0	24	22	91.7							63	63	100.0							23	22	95.7	49	49	100.0	14	14	100.0	11	10	90.9
		3161015	2023	5	11	11	100.0	24	23	95.8							60	60	100.0							22	21	95.5	44	44	100.0	16	15	93.8	13	11	84.6
	JAGERSFONTEIN C/S	3161070	2024	3	3	2	66.7				18	12	66.7	5	3	60.0	18	18	100.0	15	9	60.0				13	5	38.5	18	10	55.6						
		3161070	2023	3	5	5	100.0				24	17	70.8	6	5	83.3	27	27	100.0	22	17	77.3				21	13	61.9	22	20	90.9	5	5	100.0	3	3	100.0
	KOFFIEFONTEIN CS	3161017	2024	4							17	16	94.1				30	30	100.0							10	10	100.0	16	16	100.0	5	4	80.0	4	3	75.0
		3161017	2023	4							14	12	85.7				24	24	100.0							9	8	88.9	15	15	100.0	3	3	100.0	2	0	0.0
	LERE LA THUTO SS	3161019	2024	1	21	16	76.2				21	19	90.5				70	70	100.0	55	54	98.2	37	37	100.0	49	44	89.8	52	51	98.1	18	13	72.2	12	12	100.0
		3161019	2023	1	10	10	100.0				10	10	100.0				65	65	100.0	62	62	100.0	40	39	97.5	54	44	81.5	42	42	100.0	23	13	56.5	13	10	76.9
	LUCKHOFF CS	3161022	2024	2							11	10	90.9				27	27	100.0	16	12	75.0	16	16	100.0	11	11	100.0	27	27	100.0						
		3161022	2023	2							16	13	81.3				25	25	100.0	9	9	100.0	9	9	100.0	16	16	100.0	25	24	96.0						
	OLIEN SS	3161029	2024	1	15	12	80.0				31	25	80.6				46	46	100.0							15	14	93.3	39	32	82.1	7	5	71.4	5	4	80.0
		3161029	2023	1	6	6	100.0				41	37	90.2				60	60	100.0							18	16	88.9	50	37	74.0	10	4	40.0	6	5	83.3
	ORANJEKRAAG INTERMEDIATE SCHOOL	3161065	2024	3							14	14	100.0				14	14	100.0									14	14	100.0							
		3161065	2023	3							23	18	78.3				23	23	100.0	8	7	87.5						23	23	100.0							
	PANORAMA CS	3161030	2024	2	8	8	100.0				17	15	88.2	17	17	100.0	41	41	100.0				10	10	100.0				41	40	97.6						
		3161030	2023	2	7	7	100.0				16	16	100.0	16	16	100.0	27	27	100.0				4	4	100.0				27	26	96.3						

Province Districts	Centre Name	Centre Number	Exam Date	Quintile	Accounting			Agricultural Sciences			Business Studies			Economics			English First Additional Language			Geography			History			Life Sciences			Mathematical Literacy			Mathematics			Physical Sciences							
					Total Wrote	Achieved 30 - 100%	% Achieved at 30% and Above	Total Wrote	Achieved 30 - 100%	% Achieved at 30% and Above	Total Wrote	Achieved 30 - 100%	% Achieved at 30% and Above	Total Wrote	Achieved 30 - 100%	% Achieved at 30% and Above	Total Wrote	Achieved 30 - 100%	% Achieved at 30% and Above	Total Wrote	Achieved 30 - 100%	% Achieved at 30% and Above	Total Wrote	Achieved 30 - 100%	% Achieved at 30% and Above	Total Wrote	Achieved 30 - 100%	% Achieved at 30% and Above	Total Wrote	Achieved 30 - 100%	% Achieved at 30% and Above	Total Wrote	Achieved 30 - 100%	% Achieved at 30% and Above	Total Wrote	Achieved 30 - 100%	% Achieved at 30% and Above					
					XHARIEP	PELLISSIER CS	3161031	2024	3											18	18	100.0	11	11	100.0				17	17	100.0	16	16	100.0	2	2	100.0	2	2	100.0	2	2
		3161031	2023	3											26	26	100.0	10	10	100.0				26	24	92.3	25	25	100.0	1	1	100.0	1	1	100.0	1	1	100.0				
	PHILIPPOLIS SS	3161032	2024	2						6	6	100.0				53	53	100.0				25	22	88.0	24	14	58.3	44	37	84.1	5	1	20.0	3	3	100.0	3	3	100.0			
		3161032	2023	2						13	10	76.9				43	43	100.0				22	15	68.2	18	11	61.1	35	28	80.0	8	1	12.5	8	2	25.0						
	PT SANDERS COMBINED SCHOOL	3161054	2024	2						20	15	75.0				20	20	100.0				20	20	100.0	20	9	45.0	20	16	80.0												
		3161054	2023	2						23	12	52.2				23	23	100.0				23	21	91.3	23	5	21.7	23	19	82.6												
	REIKAELETSE SS	3161033	2024	2						33	26	78.8				56	56	100.0	55	51	92.7	35	31	88.6	22	22	100.0	35	33	94.3	20	15	75.0	20	16	80.0						
		3161033	2023	2	15	8	53.3				15	9	60.0	15	10	66.7	63	63	100.0	48	46	95.8	22	20	90.9	48	34	70.8	37	34	91.9	26	22	84.6	26	20	76.9					
	RELEBOHILE SIBULELE CS	3161034	2024	2	31	29	93.5				79	70	88.6	42	39	92.9	96	96	100.0				36	36	100.0	16	16	100.0	78	76	97.4	18	17	94.4	16	14	87.5					
		3161034	2023	2	17	17	100.0				61	58	95.1	40	36	90.0	68	68	100.0				21	21	100.0	7	7	100.0	60	59	98.3	8	8	100.0	7	7	100.0					
	SAMUEL JOHNSON COMBINED	3161061	2024	1	84	57	67.9				84	79	94.0				142	142	100.0	58	58	100.0	16	16	100.0	42	42	100.0	99	94	94.9	42	35	83.3	42	39	92.9					
		3161061	2023	1	81	53	65.4				81	73	90.1	55	47	85.5	110	110	100.0	30	30	100.0				30	29	96.7	69	66	95.7	42	23	54.8	30	23	76.7					
	SPRINGFONTEIN SS	3161038	2024	2						40	35	87.5				71	71	100.0	31	30	96.8				71	65	91.5	59	59	100.0	12	12	100.0	12	12	100.0	12	12	100.0			
		3161038	2023	2						37	34	91.9				51	51	100.0	13	13	100.0				50	42	84.0	39	38	97.4	11	11	100.0	11	11	100.0	11	11	100.0			
	THABO-VUYO SS	3161039	2024	2	64	54	84.4				64	60	93.8	63	57	90.5	128	128	100.0	54	48	88.9	40	38	95.0	24	22	91.7	101	91	90.1	24	10	41.7	24	15	62.5					
		3161039	2023	2	47	38	80.9				47	46	97.9	47	38	80.9	89	89	100.0	28	22	78.6	19	13	68.4	23	20	87.0	61	49	80.3	29	13	44.8	23	18	78.3					

Province Districts	Centre Name	Centre Number	Exam Date	Quintile	Accounting			Agricultural Sciences			Business Studies			Economics			English First Additional Language			Geography			History			Life Sciences			Mathematical Literacy			Mathematics			Physical Sciences		
					Total Wrote	Achieved 30 - 100%	% Achieved at 30% and Above	Total Wrote	Achieved 30 - 100%	% Achieved at 30% and Above	Total Wrote	Achieved 30 - 100%	% Achieved at 30% and Above	Total Wrote	Achieved 30 - 100%	% Achieved at 30% and Above	Total Wrote	Achieved 30 - 100%	% Achieved at 30% and Above	Total Wrote	Achieved 30 - 100%	% Achieved at 30% and Above	Total Wrote	Achieved 30 - 100%	% Achieved at 30% and Above	Total Wrote	Achieved 30 - 100%	% Achieved at 30% and Above	Total Wrote	Achieved 30 - 100%	% Achieved at 30% and Above	Total Wrote	Achieved 30 - 100%	% Achieved at 30% and Above	Total Wrote	Achieved 30 - 100%	% Achieved at 30% and Above
					XHARIEP	TROMPSBURG SS	3161040	2024	3							31	27	87.1				50	50	100.0	41	33	80.5	35	32	91.4	19	16	84.2	35	30	85.7	13
	3161040	2023	3								32	24	75.0				45	45	100.0	34	30	88.2	32	30	93.8	13	12	92.3	31	26	83.9	11	7	63.6	13	11	84.6
WONGALETHU SS	3161044	2024	3	15		14	93.3										73	73	100.0	45	40	88.9	45	40	88.9	54	44	81.5	40	36	90.0	25	14	56.0	26	13	50.0
	3161044	2023	3	16		8	50.0										70	70	100.0	41	39	95.1	40	38	95.0	57	35	61.4	40	36	90.0	30	11	36.7	30	6	20.0
ZASTRON CS	3161046	2024	4	10		8	80.0				12	6	50.0				26	26	100.0	7	7	100.0				14	14	100.0	17	17	100.0	9	9	100.0	5	5	100.0
	3161046	2023	4	11		11	100.0				14	11	78.6				27	27	100.0	16	16	100.0				13	13	100.0	18	18	100.0	9	9	100.0	4	4	100.0



# Gauteng



Province Districts	Centre Name	Centre Number	Exam Date	Quintile	Accounting			Agricultural Sciences			Business Studies			Economics			English First Additional Language			Geography			History			Life Sciences			Mathematical Literacy			Mathematics			Physical Sciences						
					Total Wrote	Achieved 30 - 100%	% Achieved at 30% and Above	Total Wrote	Achieved 30 - 100%	% Achieved at 30% and Above	Total Wrote	Achieved 30 - 100%	% Achieved at 30% and Above	Total Wrote	Achieved 30 - 100%	% Achieved at 30% and Above	Total Wrote	Achieved 30 - 100%	% Achieved at 30% and Above	Total Wrote	Achieved 30 - 100%	% Achieved at 30% and Above	Total Wrote	Achieved 30 - 100%	% Achieved at 30% and Above	Total Wrote	Achieved 30 - 100%	% Achieved at 30% and Above	Total Wrote	Achieved 30 - 100%	% Achieved at 30% and Above	Total Wrote	Achieved 30 - 100%	% Achieved at 30% and Above							
EKURHULENI NORTH	ACUDEO COLLEGE CRYSTAL PARK	8400937	2024	99	9	7	77.8				28	25	89.3						12	12	100.0				32	28	87.5	19	18	94.7	33	21	63.6	26	15	57.7					
	ARMOUR FOUNDATION LEARNING INSTITUTE	8400186	2024	99	15	10	66.7				36	36	100.0	15	14	93.3				43	43	100.0	43	43	100.0	24	22	91.7	33	31	93.9	25	15	60.0	21	11	52.4				
		8400186	2023	99	20	12	60.0				57	48	84.2	22	13	59.1				59	49	83.1	57	53	93.0	27	23	85.2	48	37	77.1	31	10	32.3	22	10	45.5				
	ASHBURY SCHOOL	8310136	2024	99	11	10	90.9				30	28	93.3							19	19	100.0	18	15	83.3	35	34	97.1	23	22	95.7	30	29	96.7	23	21	91.3				
		8310136	2023	99	18	14	77.8				40	39	97.5							15	15	100.0	23	20	87.0	30	27	90.0	29	29	100.0	24	22	91.7	13	13	100.0				
	BEDFORDVIEW HIGH SCHOOL	8160184	2024	5	38	24	63.2				112	99	88.4	79	54	68.4							68	53	77.9	71	59	83.1	136	127	93.4	53	39	73.6	33	29	87.9				
		8160184	2023	5	25	19	76.0				98	52	53.1	88	38	43.2							49	40	81.6	72	37	51.4	132	124	93.9	45	38	84.4	34	28	82.4				
	BELVERDERE SKOOL	8310144	2024	4																																					
		8310144	2023	4																																					
	BENONI CHRISTIAN SCHOOL	8312158	2024	99	10	10	100.0				10	10	100.0	12	12	100.0																									
		8312158	2023	99	6	6	100.0				16	14	87.5	15	11	73.3																									
	BENONI EDUCATIONAL COLLEGE	8310904	2024	99	23	6	26.1				161	111	68.9	52	28	53.8	8	8	100.0				71	57	80.3	131	104	79.4	92	51	55.4	191	155	81.2	81	26	32.1	55	13	23.6	
		8310904	2023	99	5	1	20.0				71	54	76.1	31	13	41.9								31	26	83.9	68	39	57.4	36	22	61.1	101	82	81.2	19	7	36.8	14	7	50.0
	BENONI HIGH SCHOOL	8310151	2024	5	65	64	98.5				142	137	96.5	43	41	95.3								54	54	100.0	75	74	98.7	125	121	96.8	137	137	100.0	109	103	94.5	64	56	87.5
		8310151	2023	5	47	45	95.7				131	118	90.1	28	20	71.4								58	58	100.0	90	83	92.2	118	114	96.6	132	132	100.0	106	95	89.6	52	48	92.3
	BENONI MUSLIM SCHOOL	8312091	2024	99	25	24	96.0				24	22	91.7	15	12	80.0								25	25	100.0	20	19	95.0	26	26	100.0	22	22	100.0	28	24	85.7	15	14	93.3
		8312091	2023	99	17	17	100.0				18	18	100.0	16	15	93.8								24	24	100.0	13	13	100.0	23	23	100.0	16	16	100.0	25	25	100.0	12	12	100.0
	BERTHARRY ENGLISH PRIVATE SCHOOL	8400054	2024	99	14	14	100.0	20	20	100.0	44	43	97.7	21	20	95.2								35	35	100.0	79	79	100.0	35	35	100.0	63	62	98.4	16	13	81.3	15	12	80.0
		8400054	2023	99	15	11	73.3	20	20	100.0	51	39	76.5	25	22	88.0								38	38	100.0	89	89	100.0	38	38	100.0	64	64	100.0	25	16	64.0	18	14	77.8

Province Districts	Centre Name	Centre Number	Exam Date	Quintile	Accounting			Agricultural Sciences			Business Studies			Economics			English First Additional Language			Geography			History			Life Sciences			Mathematical Literacy			Mathematics			Physical Sciences		
					Total Wrote	Achieved 30 - 100%	% Achieved at 30% and Above	Total Wrote	Achieved 30 - 100%	% Achieved at 30% and Above	Total Wrote	Achieved 30 - 100%	% Achieved at 30% and Above	Total Wrote	Achieved 30 - 100%	% Achieved at 30% and Above	Total Wrote	Achieved 30 - 100%	% Achieved at 30% and Above	Total Wrote	Achieved 30 - 100%	% Achieved at 30% and Above	Total Wrote	Achieved 30 - 100%	% Achieved at 30% and Above	Total Wrote	Achieved 30 - 100%	% Achieved at 30% and Above	Total Wrote	Achieved 30 - 100%	% Achieved at 30% and Above	Total Wrote	Achieved 30 - 100%	% Achieved at 30% and Above			
EKURHULENI NORTH	BOITUMELONG SECONDARY SCHOOL	8260620	2024	4	32	20	62.5				91	68	74.7	45	31	68.9	233	233	100.0	132	124	93.9	60	59	98.3	142	120	84.5	121	111	91.7	111	42	37.8	82	54	65.9
		8260620	2023	4	46	23	50.0				70	50	71.4	53	21	39.6	271	270	99.6	180	147	81.7	95	81	85.3	176	122	69.3	161	123	76.4	111	52	46.8	81	58	71.6
	BOKAMOSO SECONDARY SCHOOL	8260646	2024	4	31	28	90.3				169	123	72.8	22	14	63.6	258	258	100.0	206	159	77.2	131	100	76.3	87	74	85.1	162	127	78.4	96	50	52.1	87	43	49.4
		8260646	2023	4	37	18	48.6				159	126	79.2	48	28	58.3	236	236	100.0	180	145	80.6	130	107	82.3	58	51	87.9	168	129	76.8	67	32	47.8	58	37	63.8
	CHARLOTTE MAXEKE SECONDARY	8400669	2024	3	48	45	93.8				111	92	82.9	48	45	93.8	308	308	100.0	261	222	85.1	130	106	81.5	197	139	70.6	241	184	76.3	69	54	78.3	67	55	82.1
		8400669	2023	3	46	46	100.0				124	118	95.2	124	80	64.5	281	281	100.0	158	151	95.6	123	114	92.7	158	119	75.3	242	207	85.5	40	33	82.5	35	32	91.4
	CHIEF LUTHULI SEC SCHOOL	8400643	2024	4	22	15	68.2				95	82	86.3	22	22	100.0	187	187	100.0	92	85	92.4	130	122	93.8	92	60	65.2	149	136	91.3	37	29	78.4	35	30	85.7
		8400643	2023	4	25	14	56.0				96	70	72.9	25	24	96.0	176	176	100.0	81	73	90.1	125	106	84.8	81	41	50.6	142	117	82.4	34	23	67.6	26	21	80.8
	CHILD ACADEMY PROGRAMMES	8400506	2024	99	21	17	81.0				48	44	91.7	25	23	92.0				33	33	100.0	23	22	95.7	33	33	100.0	57	53	93.0	24	24	100.0	20	19	95.0
		8400506	2023	99	26	26	100.0				46	43	93.5	26	26	100.0				28	28	100.0	20	19	95.0	28	28	100.0	46	45	97.8	28	27	96.4	22	22	100.0
	CRYSTAL PARK HIGH SCHOOL	8400251	2024	4	25	20	80.0				106	94	88.7	56	45	80.4				112	98	87.5	70	57	81.4	49	45	91.8	125	121	96.8	50	40	80.0	49	31	63.3
		8400251	2023	4	18	17	94.4				64	49	76.6	47	23	48.9				50	45	90.0	38	35	92.1	20	20	100.0	80	77	96.3	25	22	88.0	20	17	85.0
	CURRO ACADEMY CLAYVILLE COMBINED	8400954	2024	99	13	13	100.0				36	36	100.0	13	13	100.0				19	19	100.0	21	21	100.0	25	25	100.0	41	40	97.6	23	22	95.7	10	9	90.0
		8400954	2023	99	9	9	100.0				45	41	91.1	2	2	100.0				13	13	100.0	15	14	93.3	33	30	90.9	26	26	100.0	27	23	85.2	8	8	100.0
	DALPARK LEARNING ACADEMY	8400098	2024	99	6	4	66.7				27	26	96.3	26	20	76.9				25	24	96.0	28	27	96.4	18	15	83.3	47	45	95.7	16	8	50.0	12	4	33.3
		8400098	2023	99	8	6	75.0				30	30	100.0	24	23	95.8				29	29	100.0	11	11	100.0	20	20	100.0	37	37	100.0	17	12	70.6	15	10	66.7
	DAVEYTON SKILLS SCHOOL	8311530	2024	99													5	5	100.0										5	5	100.0						
		8311530	2023	99													5	5	100.0										5	5	100.0						
	DAWNVIEW HIGH SCHOOL	8160291	2024	5	12	12	100.0				76	68	89.5	32	31	96.9				55	50	90.9	59	52	88.1	43	37	86.0	97	94	96.9	39	34	87.2	26	25	96.2
		8160291	2023	5	28	23	82.1				67	51	76.1	31	22	71.0				65	63	96.9	59	45	76.3	40	35	87.5	87	84	96.6	39	26	66.7	25	21	84.0

Province Districts	Centre Name	Centre Number	Exam Date	Quintile	Accounting			Agricultural Sciences			Business Studies			Economics			English First Additional Language			Geography			History			Life Sciences			Mathematical Literacy			Mathematics			Physical Sciences		
					Total Wrote	Achieved 30 - 100%	% Achieved at 30% and Above	Total Wrote	Achieved 30 - 100%	% Achieved at 30% and Above	Total Wrote	Achieved 30 - 100%	% Achieved at 30% and Above	Total Wrote	Achieved 30 - 100%	% Achieved at 30% and Above	Total Wrote	Achieved 30 - 100%	% Achieved at 30% and Above	Total Wrote	Achieved 30 - 100%	% Achieved at 30% and Above	Total Wrote	Achieved 30 - 100%	% Achieved at 30% and Above	Total Wrote	Achieved 30 - 100%	% Achieved at 30% and Above	Total Wrote	Achieved 30 - 100%	% Achieved at 30% and Above	Total Wrote	Achieved 30 - 100%	% Achieved at 30% and Above			
EKURHULENI NORTH	DERONA ACADEMY	8401095	2024	99							8	8	100.0											4	4	100.0	8	8	100.0	2	2	100.0	2	1	50.0		
		8401095	2023	99	1	1	100.0					10	8	80.0				3	3	100.0	6	6	100.0	0	0		9	7	77.8	13	13	100.0	6	6	100.0	5	5
	DINOTO TECHNICAL SECONDARY	8310995	2024	3												154	153	99.4													66	33	50.0	66	30	45.5	
		8310995	2023	3												123	123	100.0												67	27	40.3	67	33	49.3		
	DISCOVERY INTERNATIONAL SCHOOLS	8401065	2024	99	2	2	100.0				5	5	100.0	2	2	100.0				5	5	100.0	4	4	100.0	6	6	100.0	9	9	100.0	2	2	100.0	2	2	100.0
	DOWERGLEN HIGH SCHOOL	8160572	2024	5	18	16	88.9				81	76	93.8										35	32	91.4	78	66	84.6	73	72	98.6	61	29	47.5	31	24	77.4
		8160572	2023	5	17	15	88.2				71	64	90.1										30	28	93.3	73	56	76.7	53	52	98.1	54	35	64.8	26	25	96.2
	EAST RAND SCHOOL OF ARTS	8312124	2024	4							23	17	73.9	12	9	75.0	83	83	100.0				16	16	100.0	32	17	53.1	56	40	71.4	27	9	33.3			
		8312124	2023	4	6	4	66.7				24	17	70.8	15	7	46.7	90	90	100.0				24	21	87.5	21	17	81.0	67	54	80.6	23	9	39.1			
	EDENGLLEN HIGH SCHOOL	8160390	2024	5	55	47	85.5				182	167	91.8							129	128	99.2	90	90	100.0	96	92	95.8	154	154	100.0	131	111	84.7	91	66	72.5
		8160390	2023	5	48	41	85.4				157	135	86.0							97	96	99.0	91	89	97.8	102	89	87.3	154	152	98.7	121	107	88.4	80	70	87.5
	EDENVALE HIGH SCHOOL	8160416	2024	5	28	28	100.0				111	106	95.5	20	18	90.0				29	29	100.0	81	81	100.0	115	112	97.4	118	117	99.2	117	112	95.7	79	75	94.9
		8160416	2023	5	39	32	82.1				93	92	98.9	25	24	96.0				27	27	100.0	44	44	100.0	71	64	90.1	99	99	100.0	95	92	96.8	58	56	96.6
	EKUKHANYISELWENI CHRIATIAN SCHOOL	8400763	2024	99	12	1	8.3				26	8	30.8	20	10	50.0				47	25	53.2	36	18	50.0	9	7	77.8	58	35	60.3	8	3	37.5	4	2	50.0
		8400763	2023	99	13	4	30.8				35	21	60.0	20	14	70.0				25	20	80.0	5	4	80.0	9	8	88.9	26	22	84.6	19	7	36.8	7	5	71.4
	ELITE SECONDARY COLLEGE	8260711	2024	99							18	15	83.3	15	11	73.3				20	19	95.0				17	16	94.1	24	23	95.8	11	8	72.7	8	6	75.0
		8260711	2023	99							20	15	75.0	17	10	58.8				16	16	100.0				13	12	92.3	19	18	94.7	14	13	92.9	9	9	100.0
	EPHES MAMKELI SEC SCHOOL	8310870	2024	3							53	40	75.5	28	20	71.4	241	240	99.6	188	163	86.7	133	124	93.2	162	118	72.8	126	110	87.3	115	41	35.7	80	41	51.3
		8310870	2023	3							56	45	80.4	44	32	72.7	244	243	99.6	187	146	78.1	163	146	89.6	137	75	54.7	195	162	83.1	50	26	52.0	38	30	78.9

Province Districts	Centre Name	Centre Number	Exam Date	Quintile	Accounting			Agricultural Sciences			Business Studies			Economics			English First Additional Language			Geography			History			Life Sciences			Mathematical Literacy			Mathematics			Physical Sciences		
					Total Wrote	Achieved 30 - 100%	% Achieved at 30% and Above	Total Wrote	Achieved 30 - 100%	% Achieved at 30% and Above	Total Wrote	Achieved 30 - 100%	% Achieved at 30% and Above	Total Wrote	Achieved 30 - 100%	% Achieved at 30% and Above	Total Wrote	Achieved 30 - 100%	% Achieved at 30% and Above	Total Wrote	Achieved 30 - 100%	% Achieved at 30% and Above	Total Wrote	Achieved 30 - 100%	% Achieved at 30% and Above	Total Wrote	Achieved 30 - 100%	% Achieved at 30% and Above	Total Wrote	Achieved 30 - 100%	% Achieved at 30% and Above	Total Wrote	Achieved 30 - 100%	% Achieved at 30% and Above			
EKURHULENI NORTH	ESSELEN PARK SPORT SCHOOL OF EXCELLENCE	8260794	2024	99	10	7	70.0				22	21	95.5	17	14	82.4									12	10	83.3	13	13	100.0	9	6	66.7	5	5	100.0	
		8260794	2023	99	10	6	60.0				24	21	87.5	19	7	36.8									14	5	35.7	17	17	100.0	7	3	42.9	5	3	60.0	
	ETWATWA SECONDARY SCHOOL	8311050	2024	3	6	4	66.7				22	21	95.5	22	18	81.8	80	80	100.0	58	54	93.1	49	45	91.8	58	43	74.1	55	49	89.1	25	14	56.0	25	15	60.0
		8311050	2023	3	23	12	52.2				40	26	65.0	41	22	53.7	133	133	100.0	93	85	91.4	70	63	90.0	93	52	55.9	91	77	84.6	43	16	37.2	40	21	52.5
	GEKOMBINEERDE SKOOL NOORDERLIG	8310284	2024	5	16	14	87.5				60	51	85.0	37	26	70.3	4	4	100.0	42	37	88.1	32	28	87.5	55	40	72.7	85	74	87.1	46	29	63.0	37	16	43.2
		8310284	2023	5	8	5	62.5				57	41	71.9	36	23	63.9	5	5	100.0	48	42	87.5	44	34	77.3	68	41	60.3	84	67	79.8	51	21	41.2	43	23	53.5
	GLOBAL SEC COLLEGE	8400124	2023	99	15	15	100.0				23	21	91.3							17	17	100.0	16	16	100.0	15	14	93.3	29	29	100.0	11	10	90.9	9	7	77.8
	HENPRO SOLUTIONS COLLEGE INDEPENDENT	8400716	2024	99	7	7	100.0				19	19	100.0	8	7	87.5				22	22	100.0	20	20	100.0	18	18	100.0	25	25	100.0	17	14	82.4	11	10	90.9
		8400716	2023	99	2	0	0.0				10	0	0.0	4	0	0.0				7	4	57.1	5	1	20.0	3	1	33.3	9	3	33.3	5	1	20.0	3	0	0.0
	HM HIGH DENSITY ACADEMY	8400931	2024	5	3	1	33.3				15	12	80.0	3	3	100.0				19	14	73.7	12	10	83.3	7	7	100.0	12	8	66.7	10	4	40.0	7	4	57.1
	HO&RSKOOL BIRCHLEIGH	8260109	2024	5	26	26	100.0				189	174	92.1	64	51	79.7				51	48	94.1	58	54	93.1	144	126	87.5	247	235	95.1	135	111	82.2	91	78	85.7
		8260109	2023	5	60	48	80.0				189	168	88.9	101	86	85.1				70	68	97.1	79	70	88.6	112	91	81.3	248	245	98.8	116	102	87.9	70	62	88.6
	HO&RSKOOL BRANDWAG	8310318	2024	5	30	28	93.3				69	55	79.7				169	169	100.0	26	26	100.0				41	37	90.2	127	125	98.4	42	42	100.0	25	19	76.0
		8310318	2023	5	26	26	100.0				57	53	93.0				178	178	100.0	52	50	96.2				47	41	87.2	102	101	99.0	75	71	94.7	40	36	90.0
	HO&RSKOOL GOUDRIF	8160598	2024	5	23	18	78.3				67	51	76.1				55	55	100.0	40	34	85.0				28	26	92.9	78	78	100.0	42	31	73.8	28	17	60.7
		8160598	2023	5	3	3	100.0				31	23	74.2				53	53	100.0	30	27	90.0				26	21	80.8	55	54	98.2	27	11	40.7	12	10	83.3
	HO&RSKOOL HANS MOORE	8310326	2024	5	12	12	100.0				47	42	89.4				101	101	100.0	32	31	96.9				57	45	78.9	44	44	100.0	62	57	91.9	56	45	80.4
		8310326	2023	5	11	11	100.0				29	23	79.3				82	82	100.0	24	24	100.0				32	27	84.4	33	33	100.0	45	41	91.1	36	26	72.2
	HO&RSKOOL JEUGLAND	8260117	2024	5	30	28	93.3				92	80	87.0	25	19	76.0	86	86	100.0	39	38	97.4	66	66	100.0	84	76	90.5	114	113	99.1	121	93	76.9	90	66	73.3
		8260117	2023	5	26	22	84.6				84	70	83.3	28	24	85.7	123	123	100.0	28	28	100.0	63	62	98.4	63	58	92.1	128	127	99.2	88	75	85.2	59	44	74.6



Province Districts	Centre Name	Centre Number	Exam Date	Quintile	Accounting			Agricultural Sciences			Business Studies			Economics			English First Additional Language			Geography			History			Life Sciences			Mathematical Literacy			Mathematics			Physical Sciences			
					Total Wrote	Achieved 30 - 100%	% Achieved at 30% and Above	Total Wrote	Achieved 30 - 100%	% Achieved at 30% and Above	Total Wrote	Achieved 30 - 100%	% Achieved at 30% and Above	Total Wrote	Achieved 30 - 100%	% Achieved at 30% and Above	Total Wrote	Achieved 30 - 100%	% Achieved at 30% and Above	Total Wrote	Achieved 30 - 100%	% Achieved at 30% and Above	Total Wrote	Achieved 30 - 100%	% Achieved at 30% and Above	Total Wrote	Achieved 30 - 100%	% Achieved at 30% and Above	Total Wrote	Achieved 30 - 100%	% Achieved at 30% and Above	Total Wrote	Achieved 30 - 100%	% Achieved at 30% and Above				
EKURHULENI NORTH	HO&RSKOOL KEMPTON PARK	8260125	2024	5	41	40	97.6				110	92	83.6	13	13	100.0	298	298	100.0	55	54	98.2	24	23	95.8	85	81	95.3	181	181	100.0	117	105	89.7	81	69	85.2	
		8260125	2023	5	42	40	95.2				116	96	82.8	22	18	81.8	239	239	100.0	47	47	100.0	28	26	92.9	61	58	95.1	146	145	99.3	95	84	88.4	51	46	90.2	
	HO&RSKOOL VRYBURGER	8160622	2024	5							55	49	89.1								37	36	97.3	23	22	95.7	60	52	86.7	71	71	100.0	33	23	69.7	28	21	75.0
		8160622	2023	5							81	71	87.7								55	53	96.4	41	34	82.9	69	51	73.9	110	103	93.6	19	13	68.4	16	15	93.8
	HULWAZI SECONDARY SCHOOL	8311100	2024	3	85	53	62.4				124	100	80.6	85	69	81.2	308	308	100.0	170	155	91.2	97	84	86.6	73	63	86.3	181	165	91.2	127	68	53.5	87	67	77.0	
		8311100	2023	3	50	27	54.0				82	71	86.6	50	36	72.0	283	283	100.0	189	163	86.2	98	71	72.4	91	74	81.3	160	142	88.8	115	80	69.6	94	78	83.0	
	IKUSASA COMPREHENSIVE SCHOOL	8260836	2024	3	23	22	95.7	16	16	100.0	28	27	96.4	49	45	91.8	238	238	100.0	135	130	96.3	140	137	97.9	70	70	100.0	165	157	95.2	73	62	84.9	70	63	90.0	
		8260836	2023	3	29	26	89.7	24	23	95.8	66	57	86.4	79	53	67.1	219	219	100.0	79	77	97.5	104	94	90.4	68	62	91.2	142	133	93.7	78	54	69.2	68	53	77.9	
	INQAYIZIVELE SECONDARY SCHOOL	8260877	2024	4	67	31	46.3				85	80	94.1	78	65	83.3	311	311	100.0	197	172	87.3	154	145	94.2	206	146	70.9	194	169	87.1	117	75	64.1	99	88	88.9	
		8260877	2023	4	46	36	78.3				36	32	88.9	36	31	86.1	224	224	100.0	178	146	82.0	85	67	78.8	187	122	65.2	108	86	79.6	116	73	62.9	104	81	77.9	
	THEMBELIHLE LSEN SCHOOL	8162180	2024	5							4	4	100.0															9	9	100.0								
		8162180	2023	5							1	1	100.0															5	5	100.0								
	JIYANA SECONDARY SCHOOL	8260976	2024	4	55	42	76.4				122	121	99.2	159	153	96.2	273	273	100.0	104	103	99.0				114	99	86.8	221	210	95.0	52	37	71.2	36	36	100.0	
		8260976	2023	4	25	19	76.0				90	81	90.0	111	103	92.8	231	231	100.0	109	102	93.6				120	96	80.0	206	194	94.2	25	21	84.0	23	23	100.0	
	KEMPTON PANORAMA	8260158	2024	4													14	14	100.0										17	17	100.0							
		8260158	2023	4													18	18	100.0										21	21	100.0							
	KINGSWAY SECONDARY SCHOOL	8400247	2024	1	23	17	73.9				90	39	43.3	23	19	82.6	194	191	98.5	103	89	86.4	97	85	87.6	75	55	73.3	167	129	77.2	25	15	60.0	26	14	53.8	
		8400247	2023	1	20	15	75.0				68	50	73.5	21	16	76.2	146	146	100.0	100	84	84.0	54	52	96.3	66	34	51.5	111	87	78.4	22	17	77.3	20	12	60.0	
	LEE RAND HIGH SCHOOL	8311225	2023	99	6	6	100.0				14	14	100.0	11	10	90.9				16	16	100.0	9	7	77.8	26	26	100.0	17	17	100.0	22	17	77.3	18	13	72.2	

Province Districts	Centre Name	Centre Number	Exam Date	Quintile	Accounting			Agricultural Sciences			Business Studies			Economics			English First Additional Language			Geography			History			Life Sciences			Mathematical Literacy			Mathematics			Physical Sciences		
					Total Wrote	Achieved 30 - 100%	% Achieved at 30% and Above	Total Wrote	Achieved 30 - 100%	% Achieved at 30% and Above	Total Wrote	Achieved 30 - 100%	% Achieved at 30% and Above	Total Wrote	Achieved 30 - 100%	% Achieved at 30% and Above	Total Wrote	Achieved 30 - 100%	% Achieved at 30% and Above	Total Wrote	Achieved 30 - 100%	% Achieved at 30% and Above	Total Wrote	Achieved 30 - 100%	% Achieved at 30% and Above	Total Wrote	Achieved 30 - 100%	% Achieved at 30% and Above	Total Wrote	Achieved 30 - 100%	% Achieved at 30% and Above	Total Wrote	Achieved 30 - 100%	% Achieved at 30% and Above			
EKURHULENI NORTH	LESIBA SECONDARY SCHOOL	8311258	2024	5	66	54	81.8	112	111	99.1	192	185	96.4	125	90	72.0	408	408	100.0	182	181	99.5	55	55	100.0	215	210	97.7	313	284	90.7	94	85	90.4	80	69	86.3
		8311258	2023	5	34	26	76.5	109	104	95.4	141	127	90.1	87	59	67.8	406	406	100.0	221	211	95.5	93	93	100.0	254	229	90.2	310	263	84.8	75	72	96.0	75	72	96.0
	LIVERPOOL SECONDARY SCHOOL	8310060	2024	5	27	16	59.3				86	58	67.4	35	18	51.4				78	66	84.6	53	43	81.1	96	63	65.6	131	109	83.2	61	27	44.3	35	21	60.0
		8310060	2023	5	25	15	60.0				89	59	66.3	38	16	42.1				76	65	85.5	40	33	82.5	100	69	69.0	133	108	81.2	55	21	38.2	30	23	76.7
	MABUYA SECONDARY SCHOOL	8311290	2024	3	16	14	87.5				46	42	91.3	46	31	67.4	408	408	100.0	363	309	85.1	285	243	85.3	238	162	68.1	315	243	77.1	94	61	64.9	78	62	79.5
		8311290	2023	3	19	11	57.9				47	41	87.2	47	35	74.5	249	249	100.0	202	172	85.1	155	125	80.6	144	115	79.9	191	151	79.1	58	41	70.7	47	44	93.6
	MASIQHAKAZE SECONDARY SCHOOL	8261057	2024	4	21	21	100.0	73	64	87.7	79	74	93.7	22	22	100.0	232	232	100.0	80	75	93.8	140	132	94.3	121	98	81.0	163	148	90.8	69	37	53.6	48	26	54.2
		8261057	2023	4	30	27	90.0	36	28	77.8	97	79	81.4	74	50	67.6	214	214	100.0	81	65	80.2	87	78	89.7	74	50	67.6	183	142	77.6	31	24	77.4	28	24	85.7
	MASISEBENZE COMPREHENSIVE SCHOOL	8261065	2024	4	69	27	39.1				69	58	84.1	69	33	47.8	262	262	100.0	163	139	85.3	99	80	80.8	163	116	71.2	154	124	80.5	89	46	51.7	76	44	57.9
		8261065	2023	4	54	36	66.7				54	46	85.2	54	36	66.7	282	282	100.0	150	127	84.7	72	58	80.6	150	112	74.7	111	96	86.5	110	40	36.4	95	57	60.0
	NASHVILLE CHRISTIAN COLLEGE	8400224	2023	99							20	12	60.0	14	3	21.4				2	2	100.0	11	4	36.4	8	3	37.5	25	23	92.0	1	1	100.0	1	0	0.0
	NEW MILLENNIUM COLLEGE	8400001	2024	99							11	10	90.9	5	5	100.0				20	20	100.0	13	13	100.0	14	14	100.0	11	11	100.0	14	8	57.1	12	10	83.3
		8400001	2023	99							15	10	66.7	14	9	64.3				29	23	79.3	33	22	66.7	21	18	85.7	24	21	87.5	19	6	31.6	13	9	69.2
	NORKEM PARK HIGH SCHOOL	8260471	2024	5	35	28	80.0				134	124	92.5	93	66	71.0				129	128	99.2	110	104	94.5	148	123	83.1	188	180	95.7	135	81	60.0	91	56	61.5
		8260471	2023	5	32	23	71.9				152	115	75.7	63	45	71.4				84	82	97.6	94	82	87.2	138	101	73.2	167	146	87.4	125	83	66.4	81	62	76.5
	OOS-RAND AKADEMIE	8261677	2024	99							7	7	100.0				11	11	100.0	2	2	100.0				4	3	75.0	10	10	100.0	1	1	100.0			
		8261677	2023	99							6	5	83.3				11	11	100.0	3	3	100.0				5	4	80.0	9	9	100.0	2	2	100.0	2	2	100.0
	OXFORD COMBINED COLLEGE	8400059	2024	99				12	11	91.7	15	14	93.3	15	11	73.3	5	5	100.0	27	26	96.3				12	12	100.0	19	18	94.7	8	6	75.0	8	6	75.0
		8400059	2023	99	15	4	26.7	8	7	87.5	24	20	83.3	23	14	60.9	2	2	100.0	28	28	100.0	26	23	88.5	20	16	80.0	21	21	100.0	22	7	31.8	18	8	44.4



Province Districts	Centre Name	Centre Number	Exam Date	Quintile	Accounting			Agricultural Sciences			Business Studies			Economics			English First Additional Language			Geography			History			Life Sciences			Mathematical Literacy			Mathematics			Physical Sciences			
					Total Wrote	Achieved 30 - 100%	% Achieved at 30% and Above	Total Wrote	Achieved 30 - 100%	% Achieved at 30% and Above	Total Wrote	Achieved 30 - 100%	% Achieved at 30% and Above	Total Wrote	Achieved 30 - 100%	% Achieved at 30% and Above	Total Wrote	Achieved 30 - 100%	% Achieved at 30% and Above	Total Wrote	Achieved 30 - 100%	% Achieved at 30% and Above	Total Wrote	Achieved 30 - 100%	% Achieved at 30% and Above	Total Wrote	Achieved 30 - 100%	% Achieved at 30% and Above	Total Wrote	Achieved 30 - 100%	% Achieved at 30% and Above	Total Wrote	Achieved 30 - 100%	% Achieved at 30% and Above				
EKURHULENI NORTH	PETIT HIGH SCHOOL	8312075	2024	4	31	18	58.1				127	112	88.2	84	55	65.5	105	105	100.0	165	159	96.4	169	158	93.5	128	95	74.2	177	160	90.4	76	40	52.6	55	33	60.0	
		8312075	2023	4	43	15	34.9				124	89	71.8	111	58	52.3	83	83	100.0	100	90	90.0	118	98	83.1	91	68	74.7	134	117	87.3	82	62	75.6	64	39	60.9	
	PHOMOLONG SECONDARY SCHOOL	8400138	2024	3	41	27	65.9				127	108	85.0	41	36	87.8	362	362	100.0	321	304	94.7	111	110	99.1	176	131	74.4	287	261	90.9	75	61	81.3	65	56	86.2	
		8400138	2023	3	70	40	57.1				149	124	83.2	70	53	75.7	339	339	100.0	269	249	92.6	73	73	100.0	155	135	87.1	230	201	87.4	109	78	71.6	82	82	100.0	
	PRESTIGE COLLEGE	8400937	2023	99	13	9	69.2				41	35	85.4							16	16	100.0				22	21	95.5	31	29	93.5	19	13	68.4	10	9	90.0	
	PRIME UNIQUE ACADEMY	8400747	2024	99							19	15	78.9	3	1	33.3				9	7	77.8				13	6	46.2	15	12	80.0	7	1	14.3	1	0	0.0	
		8400747	2023	99							28	18	64.3	5	5	100.0				4	4	100.0				11	4	36.4	26	23	88.5	3	2	66.7	2	2	100.0	
	PRIMROSE HIGH SCHOOL	8160556	2024	5	15	7	46.7				83	64	77.1							36	33	91.7				95	85	89.5	83	79	95.2	80	59	73.8	36	26	72.2	
		8160556	2023	5	20	9	45.0				105	90	85.7							43	38	88.4				85	75	88.2	81	77	95.1	65	61	93.8	37	32	86.5	
	RHODESFIELD TECHNICAL HIGH SCHOOL	8260133	2024	5																																		
		8260133	2023	5																																		
	ROBIN HOOD PRIVATE SCHOOL	8132652	2023	99	3	2	66.7				8	7	87.5	3	2	66.7				3	3	100.0	2	2	100.0	5	4	80.0	7	7	100.0	3	0	0.0	2	0	0.0	
	SIR PIERRE VAN RYNEVELD HIGH SCHOOL	8260562	2024	5	68	53	77.9				176	164	93.2	61	50	82.0				73	70	95.9	120	110	91.7	111	90	81.1	192	186	96.9	73	57	78.1	51	37	72.5	
		8260562	2023	5	41	29	70.7				156	140	89.7	37	22	59.5				102	98	96.1	137	136	99.3	113	87	77.0	173	168	97.1	82	58	70.7	42	33	78.6	
	SIZWE SECONDARY SCHOOL	8261222	2024	3	17	8	47.1				92	78	84.8	54	37	68.5	119	119	100.0	86	75	87.2	93	77	82.8	59	37	62.7	146	128	87.7	32	22	68.8	29	25	86.2	
		8261222	2023	3	25	17	68.0				93	70	75.3	64	31	48.4	102	102	100.0	83	66	79.5	82	47	57.3	57	40	70.2	136	115	84.6	40	28	70.0	30	25	83.3	
	SPARTAN HIGH SCHOOL	8260810	2024	99	21	18	85.7				47	41	87.2	36	27	75.0				23	22	95.7				24	19	79.2	57	55	96.5	20	19	95.0	11	9	81.8	
		8260810	2023	99	25	21	84.0				53	47	88.7	41	33	80.5				30	29	96.7				46	41	89.1	66	66	100.0	25	24	96.0	16	15	93.8	
	ST ATHANASIUS ORTHODOX CHRISTIAN SCH	8400281	2024	99	8	7	87.5				25	22	88.0	16	16	100.0				26	26	100.0	42	41	97.6	17	16	94.1	29	29	100.0	13	12	92.3	10	9	90.0	
		8400281	2023	99	7	6	85.7				19	18	94.7	16	15	93.8				13	12	92.3	29	28	96.6	10	10	100.0	18	17	94.4	11	6	54.5	7	7	100.0	

Province Districts	Centre Name	Centre Number	Exam Date	Quintile	Accounting			Agricultural Sciences			Business Studies			Economics			English First Additional Language			Geography			History			Life Sciences			Mathematical Literacy			Mathematics			Physical Sciences					
					Total Wrote	Achieved 30 - 100%	% Achieved at 30% and Above	Total Wrote	Achieved 30 - 100%	% Achieved at 30% and Above	Total Wrote	Achieved 30 - 100%	% Achieved at 30% and Above	Total Wrote	Achieved 30 - 100%	% Achieved at 30% and Above	Total Wrote	Achieved 30 - 100%	% Achieved at 30% and Above	Total Wrote	Achieved 30 - 100%	% Achieved at 30% and Above	Total Wrote	Achieved 30 - 100%	% Achieved at 30% and Above	Total Wrote	Achieved 30 - 100%	% Achieved at 30% and Above	Total Wrote	Achieved 30 - 100%	% Achieved at 30% and Above	Total Wrote	Achieved 30 - 100%	% Achieved at 30% and Above						
EKURHULENI NORTH	ST FRANCIS COLLEGE	8311696	2024	99	21	21	100.0				48	48	100.0							29	29	100.0	31	31	100.0	42	40	95.2	38	38	100.0	44	41	93.2	26	22	84.6			
		8311696	2023	99	15	12	80.0				73	69	94.5							9	9	100.0	19	19	100.0	73	63	86.3	35	35	100.0	38	36	94.7	25	22	88.0			
	ST MATTHEWS PRIMARY SCHOOL	8261271	2024	99	1	0	0.0				11	9	81.8	4	4	100.0				11	10	90.9				10	8	80.0	12	12	100.0	6	6	100.0	6	6	100.0	6	3	50.0
		8261271	2023	99							13	9	69.2	10	8	80.0				15	14	93.3				18	14	77.8	19	19	100.0	8	4	50.0	8	7	87.5			
	SUPERO PRIVATE COMBINED SCHOOL	8261172	2024	99	21	20	95.2				37	37	100.0	23	22	95.7							10	10	100.0	20	18	90.0	32	32	100.0	19	19	100.0	14	13	92.9			
		8261172	2023	99	24	20	83.3				25	25	100.0	15	15	100.0							8	8	100.0	26	26	100.0	22	22	100.0	23	23	100.0	20	19	95.0			
	TAAL-NET INSTITUTE	8400512	2024	5	1	0	0.0	8	7	87.5	8	8	100.0	5	5	100.0				9	9	100.0	10	10	100.0	11	10	90.9	13	13	100.0	3	2	66.7	3	3	100.0			
		8400512	2023	5	2	2	100.0	7	7	100.0	9	6	66.7	2	2	100.0				12	11	91.7	7	4	57.1	11	7	63.6	9	6	66.7	7	6	85.7	6	5	83.3			
	TAALNET BEULA PARK	8400938	2024	99	1	1	100.0				6	5	83.3	5	5	100.0				3	3	100.0	5	5	100.0	4	4	100.0	6	6	100.0	3	2	66.7	3	3	100.0			
		8400938	2023	99	2	2	100.0				6	6	100.0	2	2	100.0				7	7	100.0	6	6	100.0	11	9	81.8	6	6	100.0	6	5	83.3	5	5	100.0			
	TEMBISA SECONDARY SCHOOL	8261305	2024	4	26	19	73.1				125	83	66.4	39	21	53.8	314	313	99.7	149	111	74.5	148	98	66.2	106	78	73.6	215	150	69.8	99	56	56.6	82	35	42.7			
		8261305	2023	4	33	23	69.7				198	117	59.1	66	42	63.6	416	416	100.0	162	114	70.4	196	119	60.7	144	106	73.6	240	168	70.0	177	62	35.0	110	63	57.3			
	TEMBISA WEST SECONDARY SCHOOL	8400117	2024	4	12	11	91.7				119	105	88.2	62	39	62.9	168	168	100.0	95	95	100.0	106	105	99.1	50	50	100.0	154	149	96.8	15	13	86.7	13	9	69.2			
		8400117	2023	4	15	13	86.7				206	136	66.0	67	34	50.7	236	234	99.2	160	132	82.5	170	143	84.1	31	30	96.8	201	146	72.6	35	29	82.9	31	27	87.1			
	TERSIA KING LEARNING ACADEMY	8261313	2024	99	6	6	100.0				43	42	97.7	35	30	85.7				41	41	100.0				60	59	98.3	37	37	100.0	42	39	92.9	33	33	100.0			
		8261313	2023	99	18	18	100.0				51	51	100.0	45	41	91.1				24	24	100.0				50	49	98.0	41	41	100.0	45	45	100.0	37	33	89.2			
	THE TRAINING ACADEMY	8400301	2024	99							16	14	87.5	3	2	66.7				10	10	100.0	6	6	100.0	12	8	66.7	16	16	100.0	5	3	60.0	3	2	66.7			
	THUTO-KE-MAATLA COMPREHENSIVE SCHOOL	8261362	2024	4	27	22	81.5				54	47	87.0	54	32	59.3	290	289	99.7	179	154	86.0	105	84	80.0	150	96	64.0	147	109	74.1	114	54	47.4	102	51	50.0			
		8261362	2023	4	45	15	33.3				81	59	72.8	81	20	24.7	221	221	100.0	105	89	84.8	60	42	70.0	85	63	74.1	132	108	81.8	66	38	57.6	57	49	86.0			

Province Districts	Centre Name	Centre Number	Exam Date	Quintile	Accounting			Agricultural Sciences			Business Studies			Economics			English First Additional Language			Geography			History			Life Sciences			Mathematical Literacy			Mathematics			Physical Sciences		
					Total Wrote	Achieved 30 - 100%	% Achieved at 30% and Above	Total Wrote	Achieved 30 - 100%	% Achieved at 30% and Above	Total Wrote	Achieved 30 - 100%	% Achieved at 30% and Above	Total Wrote	Achieved 30 - 100%	% Achieved at 30% and Above	Total Wrote	Achieved 30 - 100%	% Achieved at 30% and Above	Total Wrote	Achieved 30 - 100%	% Achieved at 30% and Above	Total Wrote	Achieved 30 - 100%	% Achieved at 30% and Above	Total Wrote	Achieved 30 - 100%	% Achieved at 30% and Above	Total Wrote	Achieved 30 - 100%	% Achieved at 30% and Above	Total Wrote	Achieved 30 - 100%	% Achieved at 30% and Above			
EKURHULENI NORTH	TSWELOPELE SECONDARY SCHOOL	8400400	2024	1	44	15	34.1	48	42	87.5	44	41	93.2	44	32	72.7	187	187	100.0	95	90	94.7	65	64	98.5	143	112	78.3	106	104	98.1	81	45	55.6	76	47	61.8
		8400400	2023	1	59	6	10.2	28	22	78.6	59	40	67.8	59	36	61.0	196	196	100.0	109	86	78.9	78	57	73.1	136	77	56.6	132	113	85.6	59	28	47.5	56	34	60.7
	UNITY SECONDARY SCHOOL	8311613	2024	5	35	17	48.6	31	28	90.3	201	162	80.6	106	43	40.6	297	297	100.0	64	62	96.9	123	112	91.1	130	87	66.9	190	136	71.6	107	52	48.6	93	68	73.1
		8311613	2023	5	71	25	35.2	30	22	73.3	269	196	72.9	140	64	45.7	427	427	100.0	128	115	89.8	160	126	78.8	195	110	56.4	254	206	81.1	174	74	42.5	148	93	62.8
	WILLIAM HILLS SECONDARY SCHOOL	8310094	2024	5							86	71	82.6	43	29	67.4							25	24	96.0	31	29	93.5	67	65	97.0	19	15	78.9	16	15	93.8
		8310094	2023	5							80	73	91.3	38	23	60.5									42	40	95.2	38	38	100.0	42	29	69.0	42	32	76.2	
	WILLOWMOORE HIGH SCHOOL	8310847	2024	5	53	50	94.3				78	77	98.7	33	32	97.0				51	51	100.0	110	107	97.3	95	86	90.5	104	103	99.0	102	85	83.3	71	55	77.5
		8310847	2023	5	45	44	97.8				84	79	94.0	40	34	85.0				49	49	100.0	91	81	89.0	77	73	94.8	82	81	98.8	97	82	84.5	67	58	86.6
	WINNIE MANDELA SECONDARY SCHOOL	8400514	2024	1	30	25	83.3				109	92	84.4	87	48	55.2	274	274	100.0	165	142	86.1	145	135	93.1	152	100	65.8	210	166	79.0	64	40	62.5	60	40	66.7
		8400514	2023	1	37	20	54.1				177	144	81.4	141	81	57.4	320	320	100.0	144	123	85.4	135	124	91.9	180	118	65.6	228	168	73.7	92	29	31.5	78	28	35.9
	WORDSWORTH HIGH SCHOOL	8310854	2024	5	27	21	77.8				119	108	90.8	64	46	71.9							45	43	95.6	81	69	85.2	64	61	95.3	106	47	44.3	69	33	47.8
		8310854	2023	5	44	28	63.6				139	124	89.2	84	48	57.1							69	55	79.7	77	69	89.6	83	78	94.0	120	66	55.0	65	51	78.5
ZITIKENI SECONDARY SCHOOL	8261479	2024	3	39	23	59.0				72	60	83.3	39	30	76.9	236	236	100.0	197	186	94.4	120	113	94.2	153	98	64.1	141	129	91.5	95	56	58.9	77	60	77.9	
	8261479	2023	3	59	37	62.7				89	71	79.8	59	47	79.7	264	264	100.0	205	171	83.4	110	78	70.9	160	89	55.6	134	103	76.9	130	60	46.2	95	57	60.0	
EKURHULENI SOUTH	AFRIKAANSE HO&RSKOOL GERMISTON	8160119	2024	5	17	9	52.9				57	52	91.2				33	33	100.0						70	62	88.6	79	74	93.7	37	28	75.7	27	18	66.7	
		8160119	2023	5	15	12	80.0				103	79	76.7				46	46	100.0						63	48	76.2	100	99	99.0	61	49	80.3	44	33	75.0	
	ALAFANG SECONDARY SCHOOL	8340406	2024	3	41	27	65.9				95	72	75.8	33	23	69.7	238	238	100.0	98	86	87.8	122	116	95.1	90	66	73.3	183	143	78.1	45	26	57.8	39	28	71.8
		8340406	2023	3	21	20	95.2				113	79	69.9	44	36	81.8	229	229	100.0	117	96	82.1	111	98	88.3	86	54	62.8	179	143	79.9	51	31	60.8	47	33	70.2
	ALBERTON HIGH SCHOOL	8340083	2024	5	51	49	96.1				139	136	97.8	66	54	81.8				43	42	97.7				83	77	92.8	147	145	98.6	80	71	88.8	41	33	80.5
8340083		2023	5	53	49	92.5				116	113	97.4	51	49	96.1				33	32	97.0	27	24	88.9	87	75	86.2	99	99	100.0	91	75	82.4	36	32	88.9	

Province Districts	Centre Name	Centre Number	Exam Date	Quintile	Accounting			Agricultural Sciences			Business Studies			Economics			English First Additional Language			Geography			History			Life Sciences			Mathematical Literacy			Mathematics			Physical Sciences		
					Total Wrote	Achieved 30 - 100%	% Achieved at 30% and Above	Total Wrote	Achieved 30 - 100%	% Achieved at 30% and Above	Total Wrote	Achieved 30 - 100%	% Achieved at 30% and Above	Total Wrote	Achieved 30 - 100%	% Achieved at 30% and Above	Total Wrote	Achieved 30 - 100%	% Achieved at 30% and Above	Total Wrote	Achieved 30 - 100%	% Achieved at 30% and Above	Total Wrote	Achieved 30 - 100%	% Achieved at 30% and Above	Total Wrote	Achieved 30 - 100%	% Achieved at 30% and Above	Total Wrote	Achieved 30 - 100%	% Achieved at 30% and Above	Total Wrote	Achieved 30 - 100%	% Achieved at 30% and Above			
EKURHULENI SOUTH	ALBERTON MATRIC PROJECT	8888034	2024	99							24	18	75.0							8	5	62.5	17	14	82.4	20	14	70.0	33	29	87.9	8	5	62.5	6	1	16.7
		8888034	2023	99							17	7	41.2							9	5	55.6	15	13	86.7	7	6	85.7	27	26	96.3	2	2	100.0	1	0	0.0
	BALMORAL COLLEGE	8400012	2024	99	19	19	100.0				41	40	97.6	24	24	100.0	46	46	100.0	28	28	100.0	20	20	100.0	37	37	100.0	53	53	100.0	37	34	91.9	27	20	74.1
		8400012	2023	99	22	22	100.0				42	42	100.0	23	23	100.0	32	32	100.0	26	26	100.0	23	23	100.0	23	23	100.0	46	46	100.0	32	31	96.9	21	20	95.2
	BESEK COLLEGE	8400683	2023	99	2	1	50.0	2	1	50.0	3	2	66.7	4	1	25.0				5	5	100.0				4	4	100.0	6	6	100.0	3	2	66.7	1	1	100.0
	BOKSBURG HIGH SCHOOL	8160234	2024	5	56	47	83.9							117	107	91.5				37	37	100.0	102	94	92.2	120	114	95.0	119	117	98.3	161	128	79.5	107	85	79.4
		8160234	2023	5	76	70	92.1							89	85	95.5				68	63	92.6	134	128	95.5	104	100	96.2	152	150	98.7	142	114	80.3	82	77	93.9
	BRACKEN HIGH SCHOOL	8340125	2024	5	28	27	96.4				127	127	100.0							70	70	100.0	54	54	100.0	134	128	95.5	120	120	100.0	95	93	97.9	59	53	89.8
		8340125	2023	5	47	41	87.2				110	105	95.5							61	61	100.0	50	50	100.0	116	100	86.2	127	127	100.0	89	89	100.0	57	54	94.7
	BUHLE PARK SEC SCHOOL	8400816	2024	4	19	19	100.0				65	46	70.8	31	23	74.2	137	137	100.0	71	69	97.2	75	71	94.7	71	64	90.1	135	126	93.3	31	23	74.2	26	19	73.1
		8400816	2023	4	25	22	88.0				48	37	77.1	27	22	81.5	113	113	100.0	63	59	93.7	58	52	89.7	63	40	63.5	104	95	91.3	25	18	72.0	22	15	68.2
	BUHLEBUZILE SECONDARY	8340463	2024	3	26	26	100.0				76	74	97.4	38	33	86.8	219	218	99.5	185	132	71.4	99	54	54.5	56	50	89.3	168	124	73.8	51	40	78.4	43	30	69.8
		8340463	2023	3	10	7	70.0				55	51	92.7	47	23	48.9	149	149	100.0	128	99	77.3	53	37	69.8	63	57	90.5	107	88	82.2	43	31	72.1	39	36	92.3
	CENTRAL COLLEGE HIGH SCHOOL	8400752	2024	99							11	10	90.9	10	6	60.0				19	19	100.0	21	18	85.7	13	12	92.3	30	25	83.3	15	9	60.0	9	5	55.6
		8400752	2023	99	1	0	0.0				21	17	81.0	11	7	63.6				21	21	100.0	12	9	75.0	10	10	100.0	33	29	87.9	16	12	75.0	14	11	78.6
	CLADELTON INTERNATIONAL COL(S A INTER)	8162032	2024	99	7	3	42.9				13	13	100.0	7	6	85.7				12	7	58.3	6	6	100.0	6	5	83.3	11	9	81.8	8	2	25.0	6	1	16.7
	CURRO ACADEMY PARKDENE	8401138	2024	99	16	13	81.3				57	54	94.7	13	9	69.2				11	11	100.0	12	11	91.7	37	36	97.3	36	36	100.0	46	40	87.0	27	24	88.9
	8401138	2023	99	14	9	64.3				41	32	78.0							19	19	100.0	2	2	100.0	39	36	92.3	25	25	100.0	43	33	76.7	28	24	85.7	

Province Districts	Centre Name	Centre Number	Exam Date	Quintile	Accounting			Agricultural Sciences			Business Studies			Economics			English First Additional Language			Geography			History			Life Sciences			Mathematical Literacy			Mathematics			Physical Sciences		
					Total Wrote	Achieved 30 - 100%	% Achieved at 30% and Above	Total Wrote	Achieved 30 - 100%	% Achieved at 30% and Above	Total Wrote	Achieved 30 - 100%	% Achieved at 30% and Above	Total Wrote	Achieved 30 - 100%	% Achieved at 30% and Above	Total Wrote	Achieved 30 - 100%	% Achieved at 30% and Above	Total Wrote	Achieved 30 - 100%	% Achieved at 30% and Above	Total Wrote	Achieved 30 - 100%	% Achieved at 30% and Above	Total Wrote	Achieved 30 - 100%	% Achieved at 30% and Above	Total Wrote	Achieved 30 - 100%	% Achieved at 30% and Above	Total Wrote	Achieved 30 - 100%	% Achieved at 30% and Above			
EKURHULENI SOUTH	DESIGNATED CENTRE GALLWAY PRIM SCH	8800008	2024	99							14	11	78.6	3	3	100.0				15	14	93.3	13	11	84.6	9	8	88.9	14	14	100.0	8	7	87.5	8	4	50.0
		8800008	2023	99	3	1	33.3				6	4	66.7	4	2	50.0				16	14	87.5	5	5	100.0	10	8	80.0	8	8	100.0	11	2	18.2	10	5	50.0
	DESIGNATED CENTRE GERMISTON PRIMARY	8800026	2024	99	1	1	100.0				3	2	66.7	1	1	100.0				6	6	100.0				4	4	100.0	4	4	100.0	5	4	80.0	1	1	100.0
	DINWIDDIE HIGH SCHOOL	8160317	2024	5	21	17	81.0				162	132	81.5	57	46	80.7				101	95	94.1	111	110	99.1	144	95	66.0	192	174	90.6	58	51	87.9	44	33	75.0
		8160317	2023	5	26	16	61.5				153	127	83.0	58	40	69.0				89	80	89.9	92	81	88.0	136	89	65.4	171	153	89.5	70	52	74.3	46	38	82.6
	EDENPARK SECONDARY SCHOOL	8340026	2024	4	11	8	72.7				149	113	75.8	34	25	73.5	69	69	100.0	100	67	67.0	89	69	77.5	57	30	52.6	203	159	78.3	23	5	21.7	13	6	46.2
		8340026	2023	4	10	10	100.0				109	73	67.0	22	13	59.1	61	61	100.0	75	59	78.7	81	56	69.1	51	40	78.4	142	100	70.4	28	14	50.0	18	11	61.1
	EDENRIDGE SECONDARY SCHOOL	8400542	2024	2	38	38	100.0				94	83	88.3	146	133	91.1	232	232	100.0	190	163	85.8	69	57	82.6	122	91	74.6	237	212	89.5	47	37	78.7	44	28	63.6
		8400542	2023	2	22	22	100.0				95	86	90.5	108	76	70.4	255	255	100.0	187	164	87.7	78	62	79.5	132	79	59.8	213	190	89.2	61	31	50.8	56	36	64.3
	EKETSANG SECONDARY SCHOOL	8340562	2024	4	17	16	94.1				114	77	67.5	47	37	78.7	288	282	97.9	112	78	69.6	176	122	69.3	166	119	71.7	199	123	61.8	85	60	70.6	79	37	46.8
		8340562	2023	4	28	23	82.1				88	63	71.6	55	42	76.4	237	237	100.0	134	97	72.4	138	98	71.0	109	83	76.1	174	114	65.5	58	55	94.8	53	32	60.4
	ERASMUS MONARENG SECONDARY SCHOOL	8161752	2024	4	27	21	77.8				160	104	65.0	55	37	67.3	260	260	100.0				83	61	73.5	107	68	63.6	182	156	85.7	79	55	69.6	64	41	64.1
		8161752	2023	4	52	39	75.0				166	100	60.2	42	33	78.6	238	238	100.0				84	67	79.8	98	74	75.5	145	121	83.4	94	55	58.5	65	47	72.3
	FALCONS EDUC SCHOOL	8162115	2024	99	9	9	100.0				21	21	100.0	19	19	100.0				22	22	100.0	9	9	100.0	20	20	100.0	23	23	100.0	27	24	88.9	19	16	84.2
		8162115	2023	99	10	9	90.0				19	19	100.0	17	17	100.0				14	14	100.0	17	16	94.1	26	25	96.2	23	23	100.0	22	18	81.8	18	17	94.4
	FRANCISCAN MATRIC PROJECT	8161786	2024	99	25	18	72.0				218	157	72.0				93	93	100.0				189	142	75.1	146	119	81.5	248	214	86.3	70	62	88.6	57	50	87.7
		8161786	2023	99	24	12	50.0				189	146	77.2				115	115	100.0				172	135	78.5	136	119	87.5	220	199	90.5	70	66	94.3	58	46	79.3
	FUMANA SECONDARY SCHOOL	8340604	2024	3	28	10	35.7				66	44	66.7	89	41	46.1	250	249	99.6	98	83	84.7	98	89	90.8	127	65	51.2	129	98	76.0	90	51	56.7	74	42	56.8
		8340604	2023	3	40	27	67.5				63	53	84.1	100	48	48.0	295	294	99.7	124	92	74.2	116	89	76.7	131	72	55.0	182	145	79.7	80	45	56.3	70	49	70.0

Province Districts	Centre Name	Centre Number	Exam Date	Quintile	Accounting			Agricultural Sciences			Business Studies			Economics			English First Additional Language			Geography			History			Life Sciences			Mathematical Literacy			Mathematics			Physical Sciences		
					Total Wrote	Achieved 30 - 100%	% Achieved at 30% and Above	Total Wrote	Achieved 30 - 100%	% Achieved at 30% and Above	Total Wrote	Achieved 30 - 100%	% Achieved at 30% and Above	Total Wrote	Achieved 30 - 100%	% Achieved at 30% and Above	Total Wrote	Achieved 30 - 100%	% Achieved at 30% and Above	Total Wrote	Achieved 30 - 100%	% Achieved at 30% and Above	Total Wrote	Achieved 30 - 100%	% Achieved at 30% and Above	Total Wrote	Achieved 30 - 100%	% Achieved at 30% and Above	Total Wrote	Achieved 30 - 100%	% Achieved at 30% and Above	Total Wrote	Achieved 30 - 100%	% Achieved at 30% and Above			
EKURHULENI SOUTH	GERMISTON HIGH SCHOOL	8160457	2024	5	6	5	83.3				96	84	87.5	28	27	96.4				81	79	97.5	100	99	99.0	79	72	91.1	142	138	97.2	92	52	56.5	47	31	66.0
		8160457	2023	5	11	9	81.8				79	71	89.9	32	27	84.4				48	48	100.0	84	83	98.8	83	81	97.6	98	96	98.0	111	92	82.9	71	61	85.9
	GLENBRACK JUN SEC SCHOOL	8400109	2024	5	51	44	86.3				104	99	95.2	57	54	94.7				74	72	97.3	61	60	98.4	97	78	80.4	131	130	99.2	62	50	80.6	51	42	82.4
		8400109	2023	5	57	50	87.7				114	104	91.2	110	86	78.2				61	56	91.8	42	40	95.2	83	60	72.3	132	128	97.0	64	41	64.1	41	27	65.9
	GRACELAND EDUCATION CENTRE	8161794	2024	2	18	16	88.9				41	41	100.0	32	27	84.4				98	91	92.9	58	52	89.7	52	48	92.3	94	86	91.5	36	30	83.3	30	30	100.0
		8161794	2023	2	14	8	57.1				30	28	93.3	29	26	89.7				120	114	95.0	83	80	96.4	37	34	91.9	107	101	94.4	42	33	78.6	35	33	94.3
	GREENFIELDS SECONDARY SCHOOL	8400137	2024	2	20	15	75.0	16	16	100.0	155	140	90.3	56	37	66.1	281	280	99.6	82	66	80.5	217	174	80.2	36	31	86.1	274	177	64.6	36	19	52.8	36	21	58.3
		8400137	2023	2	18	16	88.9	16	16	100.0	69	59	85.5	69	41	59.4	238	237	99.6	54	48	88.9	155	118	76.1	36	32	88.9	222	163	73.4	38	18	47.4	36	23	63.9
	HAWK ACADEMY	8400591	2024	99	7	5	71.4				17	17	100.0	17	17	100.0	30	30	100.0	25	25	100.0	27	25	92.6	25	25	100.0	33	33	100.0	9	6	66.7	8	8	100.0
		8400591	2023	99	2	2	100.0				9	9	100.0	3	3	100.0	14	14	100.0	9	9	100.0	11	11	100.0	15	13	86.7	12	12	100.0	6	5	83.3	5	4	80.0
	HO&RSKOOL ALBERTON	8340182	2024	5	20	18	90.0				53	45	84.9	13	13	100.0	107	107	100.0				12	12	100.0	66	61	92.4	104	102	98.1	67	54	80.6	48	31	64.6
		8340182	2023	5	6	6	100.0				32	26	81.3	6	5	83.3	147	147	100.0	21	17	81.0				49	34	69.4	117	117	100.0	30	29	96.7	20	17	85.0
	HO&RSKOOL DINAMIKA	8340190	2024	5	27	27	100.0				68	64	94.1				113	113	100.0	47	45	95.7				68	64	94.1	140	138	98.6	78	72	92.3	43	43	100.0
		8340190	2023	5	33	30	90.9				87	77	88.5				112	112	100.0	63	62	98.4				63	54	85.7	157	156	99.4	63	53	84.1	41	37	90.2
	HO&RSKOOL DR E G JANSEN	8160564	2024	5	26	25	96.2				93	83	89.2	12	8	66.7	200	200	100.0	32	29	90.6	19	17	89.5	56	51	91.1	142	142	100.0	59	53	89.8	35	30	85.7
		8160564	2023	5	27	27	100.0				93	75	80.6	13	9	69.2	187	187	100.0	35	35	100.0	17	9	52.9	51	46	90.2	126	124	98.4	62	60	96.8	39	28	71.8
	HO&RSKOOL ELSBURG	8160580	2024	5	15	13	86.7				79	67	84.8	24	18	75.0				57	57	100.0				78	59	75.6	77	76	98.7	72	18	25.0	42	23	54.8
		8160580	2023	5	13	12	92.3				84	74	88.1	31	27	87.1				49	48	98.0				81	48	59.3	70	69	98.6	61	32	52.5	46	29	63.0
	HO&RSKOOL ELSPARK	8160549	2024	5	44	42	95.5				98	84	85.7							70	64	91.4	72	64	88.9	121	106	87.6	134	125	93.3	142	85	59.9	102	60	58.8
		8160549	2023	5	38	31	81.6				77	70	90.9							104	101	97.1	48	46	95.8	92	83	90.2	77	72	93.5	127	76	59.8	71	54	76.1



Province Districts	Centre Name	Centre Number	Exam Date	Quintile	Accounting			Agricultural Sciences			Business Studies			Economics			English First Additional Language			Geography			History			Life Sciences			Mathematical Literacy			Mathematics			Physical Sciences		
					Total Wrote	Achieved 30 - 100%	% Achieved at 30% and Above	Total Wrote	Achieved 30 - 100%	% Achieved at 30% and Above	Total Wrote	Achieved 30 - 100%	% Achieved at 30% and Above	Total Wrote	Achieved 30 - 100%	% Achieved at 30% and Above	Total Wrote	Achieved 30 - 100%	% Achieved at 30% and Above	Total Wrote	Achieved 30 - 100%	% Achieved at 30% and Above	Total Wrote	Achieved 30 - 100%	% Achieved at 30% and Above	Total Wrote	Achieved 30 - 100%	% Achieved at 30% and Above	Total Wrote	Achieved 30 - 100%	% Achieved at 30% and Above	Total Wrote	Achieved 30 - 100%	% Achieved at 30% and Above			
EKURHULENI SOUTH	HO&RSKOOL MARAIS VILJOEN	8340166	2024	5	28	28	100.0				91	84	92.3	33	33	100.0	110	110	100.0	43	43	100.0				108	96	88.9	156	155	99.4	115	109	94.8	83	74	89.2
		8340166	2023	5	41	39	95.1				94	82	87.2	40	38	95.0	131	131	100.0	49	48	98.0				133	119	89.5	141	141	100.0	159	140	88.1	102	96	94.1
	HO&RSKOOL OOSTERLIG	8160606	2024	5	33	32	97.0				82	78	95.1	16	14	87.5	201	201	100.0	27	27	100.0	40	31	77.5	91	80	87.9	137	137	100.0	64	59	92.2	50	44	88.0
		8160606	2023	5	22	22	100.0				72	57	79.2				175	175	100.0	29	29	100.0	33	30	90.9	88	73	83.0	120	119	99.2	55	47	85.5	40	38	95.0
	HO&RSKOOL VOORTREKKER	8160614	2024	5	28	25	89.3				127	115	90.6							60	60	100.0	49	42	85.7	123	114	92.7	161	156	96.9	64	54	84.4	43	41	95.3
		8160614	2023	5	15	13	86.7				99	89	89.9							54	54	100.0	54	44	81.5	123	100	81.3	131	128	97.7	59	51	86.4	36	35	97.2
	ILLINGE SECONDARY SCHOOL	8161802	2024	3	14	11	78.6				32	27	84.4	32	18	56.3	182	182	100.0	39	34	87.2	155	126	81.3	61	38	62.3	168	127	75.6	12	10	83.3	11	7	63.6
		8161802	2023	3	19	9	47.4				57	37	64.9	34	20	58.8	243	243	100.0	92	64	69.6	159	101	63.5	71	34	47.9	204	138	67.6	27	11	40.7	33	13	39.4
	IMPACT INDEPENDENT HIGH SCHOOL	8400268	2024	99							21	15	71.4							15	11	73.3	14	12	85.7	13	8	61.5	20	17	85.0	8	5	62.5	5	4	80.0
		8400268	2023	99							26	26	100.0							8	7	87.5	7	6	85.7	16	12	75.0	14	14	100.0	13	7	53.8	7	7	100.0
	INSTITUTE STATUS ACRES COMBINED SCH	8161828	2024	99	7	7	100.0				21	19	90.5	11	11	100.0	31	31	100.0	37	37	100.0	16	15	93.8	31	30	96.8	28	27	96.4	30	27	90.0	16	14	87.5
		8161828	2023	99	9	7	77.8				39	33	84.6	11	8	72.7	41	41	100.0	41	39	95.1	30	30	100.0	40	28	70.0	47	42	89.4	33	24	72.7	20	17	85.0
	KATLEHONG SECONDARY SCHOOL	8340711	2024	3	49	32	65.3				49	49	100.0	49	32	65.3	263	263	100.0	214	196	91.6	119	117	98.3	214	143	66.8	136	106	77.9	127	88	69.3	95	51	53.7
		8340711	2023	3	52	25	48.1				52	50	96.2	52	32	61.5	229	229	100.0	177	168	94.9	78	77	98.7	176	124	70.5	98	86	87.8	131	78	59.5	99	53	53.5
	KATLEHONG TECHNICAL SENIOR SEC	8341594	2024	5													205	205	100.0							49	35	71.4				103	71	68.9	80	62	77.5
		8341594	2023	5													207	207	100.0							40	30	75.0				90	29	32.2	64	42	65.6
	KWADUKATHOLE COMPREHENSIVE SCHOOL	8340802	2024	4	31	19	61.3				112	85	75.9	131	62	47.3	279	279	100.0				165	135	81.8	135	80	59.3	232	193	83.2	46	39	84.8	42	31	73.8
		8340802	2023	4	48	29	60.4				100	58	58.0	145	45	31.0	296	293	99.0				144	106	73.6	165	83	50.3	201	135	67.2	95	33	34.7	82	35	42.7
	LANDULWAZI COMPREHENSIVE SCHOOL	8340810	2024	3	46	42	91.3				55	54	98.2	46	39	84.8	197	197	100.0	60	55	91.7				45	38	84.4	90	76	84.4	63	37	58.7	57	30	52.6
		8340810	2023	3	37	20	54.1				39	35	89.7	37	25	67.6	199	199	100.0	101	72	71.3				73	47	64.4	107	84	78.5	59	37	62.7	47	33	70.2



Province Districts	Centre Name	Centre Number	Exam Date	Quintile	Accounting			Agricultural Sciences			Business Studies			Economics			English First Additional Language			Geography			History			Life Sciences			Mathematical Literacy			Mathematics			Physical Sciences		
					Total Wrote	Achieved 30 - 100%	% Achieved at 30% and Above	Total Wrote	Achieved 30 - 100%	% Achieved at 30% and Above	Total Wrote	Achieved 30 - 100%	% Achieved at 30% and Above	Total Wrote	Achieved 30 - 100%	% Achieved at 30% and Above	Total Wrote	Achieved 30 - 100%	% Achieved at 30% and Above	Total Wrote	Achieved 30 - 100%	% Achieved at 30% and Above	Total Wrote	Achieved 30 - 100%	% Achieved at 30% and Above	Total Wrote	Achieved 30 - 100%	% Achieved at 30% and Above	Total Wrote	Achieved 30 - 100%	% Achieved at 30% and Above	Total Wrote	Achieved 30 - 100%	% Achieved at 30% and Above			
EKURHULENI SOUTH	LEONDALE SECONDARY SCHOOL	8400227	2024	4	38	32	84.2				168	151	89.9	38	32	84.2	86	86	100.0	145	143	98.6	89	82	92.1	170	144	84.7	214	205	95.8	124	86	69.4	105	70	66.7
		8400227	2023	4	67	53	79.1				178	144	80.9	67	61	91.0	96	96	100.0	118	115	97.5	72	70	97.2	141	118	83.7	176	164	93.2	143	106	74.1	119	89	74.8
	LETHUKUTHULA SECONDARY SCHOOL	8340844	2024	3	82	62	75.6				133	110	82.7	74	64	86.5	354	353	99.7	219	171	78.1	138	115	83.3	123	83	67.5	280	216	77.1	74	33	44.6	61	26	42.6
		8340844	2023	3	55	54	98.2				70	65	92.9	45	33	73.3	316	315	99.7	173	129	74.6	109	99	90.8	114	89	78.1	178	158	88.8	76	58	76.3	72	57	79.2
	LETHULWAZI COMPREHENSIVE SCHOOL	8161893	2024	4	58	29	50.0				114	87	76.3	129	90	69.8	226	226	100.0				227	188	82.8	71	58	81.7	84	66	78.6	101	47	46.5	70	31	44.3
		8161893	2023	4	75	35	46.7				124	80	64.5	138	87	63.0	223	223	100.0				223	185	83.0	64	54	84.4	83	71	85.5	140	46	32.9	99	42	42.4
	MASITHWALISANE SECONDARY SCHOOL	8161901	2024	4	42	38	90.5				96	90	93.8	83	61	73.5	186	185	99.5	75	73	97.3	101	89	88.1	74	57	77.0	158	127	80.4	65	27	41.5	60	30	50.0
		8161901	2023	4	35	31	88.6				70	64	91.4	83	63	75.9	196	196	100.0	104	87	83.7	107	85	79.4	70	47	67.1	166	126	75.9	72	34	47.2	60	33	55.0
	MEL INTERNATIONAL COMBINED SCHOOL	8400851	2024	99							9	8	88.9	8	7	87.5				10	10	100.0	9	7	77.8	7	7	100.0	14	14	100.0	7	7	100.0	7	7	100.0
		8400851	2023	99							11	11	100.0	5	4	80.0				14	13	92.9	8	6	75.0	8	7	87.5	13	13	100.0	13	6	46.2	10	5	50.0
	MPILISWENI SECONDARY SCHOOL	8340984	2024	3	26	25	96.2				55	55	100.0	55	48	87.3	263	263	100.0	69	69	100.0	103	93	90.3	119	115	96.6	215	200	93.0	48	48	100.0	48	48	100.0
		8340984	2023	3	31	29	93.5				80	80	100.0	63	54	85.7	290	290	100.0	68	61	89.7	84	67	79.8	106	99	93.4	226	219	96.9	36	36	100.0	39	37	94.9
	MPONTSHENG SECONDARY SCHOOL	8340992	2024	3	16	16	100.0				34	34	100.0	34	29	85.3	222	222	100.0	188	173	92.0	156	145	92.9	83	83	100.0	186	169	90.9	36	29	80.6	32	24	75.0
		8340992	2023	3	23	22	95.7				46	46	100.0	46	41	89.1	237	237	100.0	192	169	88.0	159	154	96.9	99	95	96.0	198	165	83.3	40	26	65.0	33	27	81.8
	O R TAMBO SECONDARY SCHOOL	8400401	2024	3	22	16	72.7				76	54	71.1	22	12	54.5	179	179	100.0	131	106	80.9	63	48	76.2	40	32	80.0	137	97	70.8	42	23	54.8	40	19	47.5
		8400401	2023	3	30	21	70.0				62	49	79.0	30	22	73.3	138	138	100.0	96	86	89.6	44	39	88.6	74	54	73.0	106	92	86.8	32	18	56.3	32	15	46.9
	OOSRAND SECONDARY SCHOOL	8160051	2024	4	21	21	100.0				130	107	82.3	26	22	84.6	60	60	100.0	88	81	92.0	107	91	85.0	83	56	67.5	220	161	73.2	33	23	69.7	29	17	58.6
		8160051	2023	4	15	13	86.7				119	96	80.7	25	16	64.0	54	54	100.0	101	92	91.1	64	58	90.6	105	64	61.0	198	150	75.8	38	28	73.7	36	22	61.1
	PALM RIDGE EXT 6 SEC SCHOOL	8400688	2024	4	21	21	100.0				47	43	91.5	47	45	95.7	268	267	99.6	137	116	84.7	164	149	90.9	141	94	66.7	205	166	81.0	63	53	84.1	57	46	80.7
		8400688	2023	4	13	13	100.0				43	39	90.7	43	39	90.7	248	248	100.0	130	107	82.3	162	137	84.6	117	77	65.8	197	155	78.7	51	42	82.4	43	35	81.4

Province Districts	Centre Name	Centre Number	Exam Date	Quintile	Accounting			Agricultural Sciences			Business Studies			Economics			English First Additional Language			Geography			History			Life Sciences			Mathematical Literacy			Mathematics			Physical Sciences		
					Total Wrote	Achieved 30 - 100%	% Achieved at 30% and Above	Total Wrote	Achieved 30 - 100%	% Achieved at 30% and Above	Total Wrote	Achieved 30 - 100%	% Achieved at 30% and Above	Total Wrote	Achieved 30 - 100%	% Achieved at 30% and Above	Total Wrote	Achieved 30 - 100%	% Achieved at 30% and Above	Total Wrote	Achieved 30 - 100%	% Achieved at 30% and Above	Total Wrote	Achieved 30 - 100%	% Achieved at 30% and Above	Total Wrote	Achieved 30 - 100%	% Achieved at 30% and Above	Total Wrote	Achieved 30 - 100%	% Achieved at 30% and Above	Total Wrote	Achieved 30 - 100%	% Achieved at 30% and Above			
EKURHULENI SOUTH	PALMRIDGE SECONDARY SCHOOL	8340067	2024	2	35	22	62.9				80	76	95.0	80	60	75.0				201	190	94.5	160	150	93.8	122	111	91.0	226	205	90.7	55	44	80.0	41	37	90.2
		8340067	2023	2	14	9	64.3				53	45	84.9	54	39	72.2				214	196	91.6	176	164	93.2	122	95	77.9	224	190	84.8	45	34	75.6	39	34	87.2
	PARKLANDS HIGH SCHOOL	8340331	2024	5	53	30	56.6				107	101	94.4	53	46	86.8				48	48	100.0	50	49	98.0	50	47	94.0	98	92	93.9	56	39	69.6	48	30	62.5
		8340331	2023	5						91	71	78.0								47	44	93.6	55	41	74.5	64	46	71.9	85	78	91.8	34	26	76.5	28	21	75.0
	PHINEAS XULU SECONDARY SCHOOL	8162156	2024	4	16	9	56.3				63	31	49.2	16	8	50.0	156	156	100.0	65	43	66.2	47	21	44.7	65	25	38.5	119	67	56.3	37	10	27.0	33	5	15.2
		8162156	2023	4	9	5	55.6				49	23	46.9	9	5	55.6	151	151	100.0	73	61	83.6	40	29	72.5	73	34	46.6	113	67	59.3	40	13	32.5	31	12	38.7
	PHUMLANI SECONDARY SCHOOL	8341099	2024	3	90	79	87.8				90	88	97.8	90	83	92.2	344	344	100.0	218	203	93.1	98	96	98.0	157	146	93.0	186	173	93.0	159	135	84.9	120	97	80.8
		8341099	2023	3	109	83	76.1				109	105	96.3	109	93	85.3	339	339	100.0	195	172	88.2	108	93	86.1	122	112	91.8	208	197	94.7	131	100	76.3	88	67	76.1
	PHUMULA GARDENS SENIOR SEC SCHOOL	8400213	2024	5	21	17	81.0				44	26	59.1	44	23	52.3	247	247	100.0	138	111	80.4	65	45	69.2	136	90	66.2	194	140	72.2	52	35	67.3	38	26	68.4
		8400213	2023	5	24	19	79.2				46	34	73.9	46	25	54.3	229	227	99.1	131	114	87.0	52	34	65.4	131	83	63.4	185	143	77.3	44	25	56.8	20	20	100.0
	PONEGO SECONDARY SCHOOL	8341123	2024	4	32	26	81.3				83	76	91.6	65	47	72.3	237	237	100.0	172	137	79.7	114	101	88.6	154	111	72.1	183	156	85.2	54	47	87.0	40	37	92.5
		8341123	2023	4	31	24	77.4				92	78	84.8	66	47	71.2	254	254	100.0	188	153	81.4	107	92	86.0	162	119	73.5	188	168	89.4	66	60	90.9	55	46	83.6
	REIGER PARK SECONDARY SCHOOL	8160069	2024	2	9	6	66.7				106	87	82.1	9	7	77.8	21	21	100.0	122	86	70.5	64	52	81.3	92	62	67.4	147	106	72.1	48	24	50.0	44	19	43.2
		8160069	2023	2						98	78	79.6	29	14	48.3	17	17	100.0	148	105	70.9	31	29	93.5	76	57	75.0	133	104	78.2	29	17	58.6	30	19	63.3	
	RONDEBULT SECONDARY SCHOOL	8162016	2024	2						54	45	83.3				144	144	100.0	114	108	94.7	52	51	98.1	92	75	81.5	76	65	85.5	68	37	54.4	68	48	70.6	
		8162016	2023	2				42	31	73.8	34	29	85.3				190	190	100.0	156	127	81.4	86	79	91.9	104	62	59.6	128	96	75.0	62	36	58.1	62	41	66.1
	ROYAL SCHOOL SKY CITY	8400959	2024	99	19	17	89.5				86	86	100.0	44	44	100.0	19	19	100.0	30	30	100.0	31	31	100.0	70	67	95.7	62	62	100.0	44	39	88.6	30	27	90.0
		8400959	2023	99	14	13	92.9				36	36	100.0	15	15	100.0	8	8	100.0	24	24	100.0	10	10	100.0	35	34	97.1	41	41	100.0	28	27	96.4	22	22	100.0
ROYAL SCHOOLS ALBERTON	8400886	2024	99	21	19	90.5				78	77	98.7	36	36	100.0	23	23	100.0	20	20	100.0	25	25	100.0	54	48	88.9	52	52	100.0	42	36	85.7	32	27	84.4	
	8400886	2023	99	30	21	70.0				71	71	100.0	40	39	97.5	19	19	100.0	23	23	100.0	18	18	100.0	44	43	97.7	46	46	100.0	59	46	78.0	31	27	87.1	

Province Districts	Centre Name	Centre Number	Exam Date	Quintile	Accounting			Agricultural Sciences			Business Studies			Economics			English First Additional Language			Geography			History			Life Sciences			Mathematical Literacy			Mathematics			Physical Sciences			
					Total Wrote	Achieved 30 - 100%	% Achieved at 30% and Above	Total Wrote	Achieved 30 - 100%	% Achieved at 30% and Above	Total Wrote	Achieved 30 - 100%	% Achieved at 30% and Above	Total Wrote	Achieved 30 - 100%	% Achieved at 30% and Above	Total Wrote	Achieved 30 - 100%	% Achieved at 30% and Above	Total Wrote	Achieved 30 - 100%	% Achieved at 30% and Above	Total Wrote	Achieved 30 - 100%	% Achieved at 30% and Above	Total Wrote	Achieved 30 - 100%	% Achieved at 30% and Above	Total Wrote	Achieved 30 - 100%	% Achieved at 30% and Above	Total Wrote	Achieved 30 - 100%	% Achieved at 30% and Above				
EKURHULENI SOUTH	SCHOOL OF ACHIEVEMENT/ PRESTASIESKOOI	8161398	2024	99							21	12	57.1				19	19	100.0	9	8	88.9							55	54	98.2							
		8161398	2023	99														20	20	100.0	20	19	95.0							55	54	98.2						
	SIJABULILE SECONDARY SCHOOL	8341255	2024	4	41	23	56.1					122	89	73.0	80	35	43.8	320	319	99.7	74	64	86.5	253	215	85.0	122	89	73.0	291	206	70.8	29	18	62.1	30	15	50.0
		8341255	2023	4	29	15	51.7					61	46	75.4	61	29	47.5	249	249	100.0	49	44	89.8	162	151	93.2	151	117	77.5	186	149	80.1	63	30	47.6	57	32	56.1
	SOUTHMPTON PRIVATE ACADEMY	8401027	2023	99							5	4	80.0				4	4	100.0	12	12	100.0	6	6	100.0	8	8	100.0	5	5	100.0	8	8	100.0	8	7	87.5	
	SPARROWS PRIVATE SCHOOL	8401162	2024	99	8	6	75.0					10	10	100.0	5	5	100.0									3	2	66.7	3	3	100.0	10	9	90.0	5	4	80.0	
		8401162	2023	99	4	3	75.0					18	18	100.0	7	7	100.0									10	9	90.0	10	10	100.0	14	14	100.0	8	8	100.0	
	SUNWARD PARK HIGH SCHOOL	8161521	2024	5	50	47	94.0					213	188	88.3	69	67	97.1				88	86	97.7	116	110	94.8	230	177	77.0	252	248	98.4	154	147	95.5	127	111	87.4
		8161521	2023	5	36	35	97.2					181	162	89.5	63	58	92.1				89	85	95.5	102	86	84.3	186	159	85.5	206	199	96.6	149	143	96.0	121	116	95.9
	THABO-NTSAKO SEC SCHOOL	8341339	2024	3	28	26	92.9					101	76	75.2	101	70	69.3	244	244	100.0	143	124	86.7	93	87	93.5	105	66	62.9	206	186	90.3	38	35	92.1	36	35	97.2
		8341339	2023	3	52	34	65.4					86	69	80.2	86	60	69.8	204	204	100.0	119	93	78.2	79	72	91.1	119	63	52.9	163	154	94.5	42	28	66.7	39	21	53.8
	THOKO THABA SECONDARY	8341347	2024	3	20	17	85.0					56	45	80.4	42	33	78.6	224	224	100.0	168	156	92.9	95	85	89.5	133	82	61.7	131	108	82.4	93	43	46.2	73	46	63.0
		8341347	2023	3	24	18	75.0					99	62	62.6	56	44	78.6	267	266	99.6	168	147	87.5	124	101	81.5	115	79	68.7	175	144	82.3	92	36	39.1	68	49	72.1
	THUTO PELE SEC SCHOOL	8341040	2024	4	29	20	69.0					70	59	84.3	30	20	66.7	232	232	100.0	162	154	95.1	111	102	91.9	51	43	84.3	151	105	69.5	81	42	51.9	51	33	64.7
		8341040	2023	4	16	12	75.0					55	45	81.8	16	14	87.5	226	226	100.0	171	153	89.5	110	89	80.9	61	57	93.4	149	110	73.8	77	53	68.8	61	52	85.2
	THUTO-LESEDI SECONDARY SCHOOL	8162073	2024	4	27	25	92.6					125	93	74.4	53	37	69.8	350	349	99.7	113	109	96.5	119	109	91.6	173	128	74.0	265	219	82.6	85	56	65.9	82	42	51.2
		8162073	2023	4	31	28	90.3					121	80	66.1	64	41	64.1	311	311	100.0	113	100	88.5	125	113	90.4	141	98	69.5	205	168	82.0	106	47	44.3	95	44	46.3
	TISETSONG SECONDARY SCHOOL	8341370	2024	3	59	41	69.5	158	102	64.6	59	56	94.9	59	35	59.3	217	217	100.0	158	144	91.1	130	119	91.5	158	101	63.9	185	167	90.3	32	21	65.6	28	16	57.1	
		8341370	2023	3	76	31	40.8	163	124	76.1	80	62	77.5	79	52	65.8	251	251	100.0	169	154	91.1	120	111	92.5	164	130	79.3	196	182	92.9	47	40	85.1	50	35	70.0	

Province Districts	Centre Name	Centre Number	Exam Date	Quintile	Accounting			Agricultural Sciences			Business Studies			Economics			English First Additional Language			Geography			History			Life Sciences			Mathematical Literacy			Mathematics			Physical Sciences		
					Total Wrote	Achieved 30 - 100%	% Achieved at 30% and Above	Total Wrote	Achieved 30 - 100%	% Achieved at 30% and Above	Total Wrote	Achieved 30 - 100%	% Achieved at 30% and Above	Total Wrote	Achieved 30 - 100%	% Achieved at 30% and Above	Total Wrote	Achieved 30 - 100%	% Achieved at 30% and Above	Total Wrote	Achieved 30 - 100%	% Achieved at 30% and Above	Total Wrote	Achieved 30 - 100%	% Achieved at 30% and Above	Total Wrote	Achieved 30 - 100%	% Achieved at 30% and Above	Total Wrote	Achieved 30 - 100%	% Achieved at 30% and Above	Total Wrote	Achieved 30 - 100%	% Achieved at 30% and Above			
EKURHULENI SOUTH	VILLA LIZA SECONDARY SCHOOL	8400535	2024	5	22	15	68.2				126	75	59.5	21	17	81.0	203	202	99.5	48	48	100.0	195	160	82.1	88	70	79.5	202	156	77.2	66	40	60.6	48	32	66.7
	VILLA LIZA SECONDARY SCHOOL	8400535	2023	5	24	12	50.0				136	78	57.4	26	17	65.4	235	234	99.6	57	53	93.0	185	139	75.1	73	61	83.6	201	137	68.2	94	23	24.5	41	34	82.9
	VOSLOORUS COMPREHENSIVE SECONDARY SCHOOL	8162099	2024	5	19	15	78.9				50	48	96.0	19	16	84.2	201	200	99.5	27	27	100.0	75	72	96.0	102	84	82.4	31	29	93.5	100	55	55.0	80	43	53.8
	VOSLOORUS COMPREHENSIVE SECONDARY SCHOOL	8162099	2023	5	27	18	66.7				51	43	84.3	27	24	88.9	178	178	100.0				73	63	86.3	84	65	77.4				127	51	40.2	94	49	52.1
	WINDMILLPARK SEC SCHOOL	8400139	2024	2	23	13	56.5				146	99	67.8	39	28	71.8	254	254	100.0	304	265	87.2	160	145	90.6	254	160	63.0	320	250	78.1	83	55	66.3	75	70	93.3
	WINDMILLPARK SEC SCHOOL	8400139	2023	2	20	17	85.0				81	64	79.0	28	21	75.0	210	210	100.0	262	226	86.3	106	100	94.3	230	113	49.1	232	189	81.5	80	44	55.0	62	61	98.4
	WINILE SECONDARY SCHOOL	8341511	2024	2	14	8	57.1				29	29	100.0	29	19	65.5	215	215	100.0	186	128	68.8	124	77	62.1	94	65	69.1	147	113	76.9	68	27	39.7	62	23	37.1
	WINILE SECONDARY SCHOOL	8341511	2023	2	8	2	25.0				32	23	71.9	32	10	31.3	220	220	100.0	188	146	77.7	102	79	77.5	112	67	59.8	128	93	72.7	92	28	30.4	86	31	36.0
	ZONKIZIZWE SECONDARY SCHOOL	8400122	2024	2	13	11	84.6				55	51	92.7	55	42	76.4	163	163	100.0	91	88	96.7	61	58	95.1	47	42	89.4	108	94	87.0	55	38	69.1	47	39	83.0
	ZONKIZIZWE SECONDARY SCHOOL	8400122	2023	2	25	19	76.0				78	55	70.5	78	40	51.3	256	254	99.2	160	127	79.4	113	69	61.1	66	51	77.3	169	108	63.9	88	40	45.5	66	46	69.7
GAUTENG EAST	ALRAPARK SECONDARY SCHOOL	8350025	2024	5	20	20	100.0				163	114	69.9	43	28	65.1	18	18	100.0	42	40	95.2	134	106	79.1	50	32	64.0	158	111	70.3	32	19	59.4	27	15	55.6
	ALRAPARK SECONDARY SCHOOL	8350025	2023	5	20	14	70.0				150	61	40.7	40	19	47.5	11	11	100.0	43	40	93.0	107	87	81.3	29	21	72.4	143	103	72.0	23	12	52.2	16	11	68.8
	AMOS MAPHANGA SECONDARY SCHOOL	8400398	2024	2	12	5	41.7				107	75	70.1	12	9	75.0	131	130	99.2	51	46	90.2	95	85	89.5	24	16	66.7	106	80	75.5	25	14	56.0	24	14	58.3
	AMOS MAPHANGA SECONDARY SCHOOL	8400398	2023	2	14	13	92.9				102	67	65.7	14	14	100.0	137	136	99.3	62	54	87.1	88	78	88.6	35	31	88.6	97	67	69.1	40	23	57.5	35	19	54.3
	ASSER MALOKA SECONDARY	8350561	2024	1	31	22	71.0				63	60	95.2	35	24	68.6	199	199	100.0	126	111	88.1	100	99	99.0	101	87	86.1	152	125	82.2	47	32	68.1	28	28	100.0
	ASSER MALOKA SECONDARY	8350561	2023	1	23	16	69.6				47	37	78.7	48	21	43.8	208	207	99.5	156	128	82.1	129	125	96.9	99	76	76.8	169	133	78.7	39	14	35.9	21	15	71.4
	B B MYATAZA (ex ABEDNIGO MANANA)	8310862	2024	3	30	19	63.3				73	45	61.6	59	22	37.3	133	132	99.2	39	34	87.2	59	52	88.1	45	29	64.4	97	57	58.8	36	16	44.4	28	14	50.0
	B B MYATAZA (ex ABEDNIGO MANANA)	8310862	2023	3	40	29	72.5				78	54	69.2	64	38	59.4	139	139	100.0	35	31	88.6	61	58	95.1	48	29	60.4	101	73	72.3	38	16	42.1	29	22	75.9
BRAKPAN EDUCATION CENTRE	BRAKPAN EDUCATION CENTRE	8400321	2024	99	2	2	100.0				32	23	71.9	8	7	87.5	1	1	100.0	17	16	94.1	19	14	73.7	11	9	81.8	37	34	91.9	13	8	61.5	7	6	85.7
	BRAKPAN EDUCATION CENTRE	8400321	2023	99	3	1	33.3				27	18	66.7	17	9	52.9	1	1	100.0	5	4	80.0	12	12	100.0	9	8	88.9	28	28	100.0	6	5	83.3	5	4	80.0

Province Districts	Centre Name	Centre Number	Exam Date	Quintile	Accounting			Agricultural Sciences			Business Studies			Economics			English First Additional Language			Geography			History			Life Sciences			Mathematical Literacy			Mathematics			Physical Sciences		
					Total Wrote	Achieved 30 - 100%	% Achieved at 30% and Above	Total Wrote	Achieved 30 - 100%	% Achieved at 30% and Above	Total Wrote	Achieved 30 - 100%	% Achieved at 30% and Above	Total Wrote	Achieved 30 - 100%	% Achieved at 30% and Above	Total Wrote	Achieved 30 - 100%	% Achieved at 30% and Above	Total Wrote	Achieved 30 - 100%	% Achieved at 30% and Above	Total Wrote	Achieved 30 - 100%	% Achieved at 30% and Above	Total Wrote	Achieved 30 - 100%	% Achieved at 30% and Above	Total Wrote	Achieved 30 - 100%	% Achieved at 30% and Above	Total Wrote	Achieved 30 - 100%	% Achieved at 30% and Above			
GAUTENG EAST	BRAKPAN HIGH SCHOOL	8310201	2024	5	39	31	79.5				109	104	95.4							90	86	95.6	116	115	99.1	46	46	100.0	154	151	98.1	55	44	80.0	37	32	86.5
		8310201	2023	5	30	25	83.3				63	59	93.7								86	76	88.4	115	107	93.0	48	47	97.9	127	121	95.3	54	48	88.9	36	36
	BUHLEBEMFUNDO SECONDARY SCHOOL	8310938	2024	3	51	39	76.5				72	60	83.3	53	40	75.5	258	258	100.0	184	172	93.5	51	46	90.2	135	94	69.6	166	140	84.3	92	50	54.3	72	47	65.3
		8310938	2023	3	17	14	82.4				40	29	72.5	32	17	53.1	284	284	100.0	228	209	91.7	92	72	78.3	183	119	65.0	163	134	82.2	121	49	40.5	104	63	60.6
	CAIPHUS NYOKA SECONDARY SCHOOL	8311837	2024	2	16	16	100.0				77	52	67.5	21	18	85.7	101	101	100.0	21	20	95.2	66	61	92.4	25	24	96.0	80	65	81.3	22	18	81.8	22	15	68.2
		8311837	2023	2	7	7	100.0				85	46	54.1	15	13	86.7	111	110	99.1	20	20	100.0	78	56	71.8	29	20	69.0	96	62	64.6	18	14	77.8	29	17	58.6
	DALPARK SECONDARY SCHOOL	8400217	2024	2	61	40	65.6				103	87	84.5	36	23	63.9				108	107	99.1	34	33	97.1	98	83	84.7	161	153	95.0	42	42	100.0	41	32	78.0
		8400217	2023	2	28	21	75.0				66	61	92.4	36	29	80.6				98	89	90.8	69	64	92.8	55	53	96.4	127	118	92.9	34	32	94.1	27	24	88.9
	DAVEY SECONDARY SCHOOL	8310979	2024	3	35	14	40.0				68	39	57.4	40	13	32.5	131	130	99.2	58	46	79.3	77	59	76.6	34	18	52.9	113	68	60.2	18	10	55.6	19	5	26.3
		8310979	2023	3	19	11	57.9				30	16	53.3	30	15	50.0	119	119	100.0	74	58	78.4	66	51	77.3	31	21	67.7	81	67	82.7	33	5	15.2	30	12	40.0
	DIE HEUWEL CHRISTIAN SCHOOL	8400062	2023	99							4	4	100.0												1	1	100.0	3	3	100.0	1	1	100.0				
	DR HARRY GWALA SECONDARY SCHOOL	8311001	2024	2	12	12	100.0				131	115	87.8	37	25	67.6	172	172	100.0	47	47	100.0	94	89	94.7	20	19	95.0	131	114	87.0	20	15	75.0	20	15	75.0
		8311001	2023	2	16	15	93.8				70	57	81.4	61	47	77.0	123	123	100.0	40	38	95.0	57	48	84.2	16	15	93.8	92	65	70.7	18	11	61.1	16	9	56.3
	DR W K DU PLESSIS-SKOOL	8350058	2024	4												19	19	100.0										26	24	92.3							
		8350058	2023	4												17	17	100.0										21	15	71.4							
	ENDERUN COLLEGE	8400870	2024	99							2	2	100.0							4	4	100.0				4	4	100.0	2	2	100.0	2	2	100.0	2	2	100.0
		8400870	2023	99							1	1	100.0							5	5	100.0				5	5	100.0	1	1	100.0	4	4	100.0	4	4	100.0
	ESIBONELWESIHLE SECONDARY	8350686	2024	3	42	23	54.8				102	88	86.3	42	31	73.8	203	203	100.0	105	99	94.3	87	84	96.6	112	65	58.0	159	149	93.7	22	11	50.0	19	14	73.7
8350686		2023	3	33	14	42.4				93	72	77.4	33	24	72.7	198	198	100.0	117	102	87.2	85	73	85.9	127	74	58.3	150	119	79.3	35	25	71.4	32	29	90.6	

Province Districts	Centre Name	Centre Number	Exam Date	Quintile	Accounting			Agricultural Sciences			Business Studies			Economics			English First Additional Language			Geography			History			Life Sciences			Mathematical Literacy			Mathematics			Physical Sciences		
					Total Wrote	Achieved 30 - 100%	% Achieved at 30% and Above	Total Wrote	Achieved 30 - 100%	% Achieved at 30% and Above	Total Wrote	Achieved 30 - 100%	% Achieved at 30% and Above	Total Wrote	Achieved 30 - 100%	% Achieved at 30% and Above	Total Wrote	Achieved 30 - 100%	% Achieved at 30% and Above	Total Wrote	Achieved 30 - 100%	% Achieved at 30% and Above	Total Wrote	Achieved 30 - 100%	% Achieved at 30% and Above	Total Wrote	Achieved 30 - 100%	% Achieved at 30% and Above	Total Wrote	Achieved 30 - 100%	% Achieved at 30% and Above	Total Wrote	Achieved 30 - 100%	% Achieved at 30% and Above			
GAUTENG EAST	EUREKA HIGH SCHOOL	8350074	2024	4	15	14	93.3				49	47	95.9	49	33	67.3				136	129	94.9	86	83	96.5	97	79	81.4	120	115	95.8	65	33	50.8	50	41	82.0
		8350074	2023	4	21	16	76.2				38	33	86.8	38	27	71.1				96	85	88.5	57	49	86.0	70	58	82.9	90	82	91.1	45	28	62.2	40	34	85.0
	GELUKSDAL SECONDARY SCHOOL	8310029	2024	4	18	12	66.7				117	104	88.9	57	44	77.2				135	130	96.3	99	93	93.9	135	100	74.1	189	168	88.9	63	55	87.3	58	39	67.2
		8310029	2023	4	24	12	50.0				136	104	76.5	46	32	69.6				156	146	93.6	111	98	88.3	158	89	56.3	201	162	80.6	93	56	60.2	78	42	53.8
	HB NYATHI SECONDARY SCHOOL	8311092	2024	3	40	17	42.5	20	17	85.0	100	55	55.0	39	11	28.2	243	243	100.0	169	116	68.6	135	115	85.2	66	42	63.6	170	98	57.6	70	6	8.6	67	8	11.9
		8311092	2023	3	28	22	78.6	14	14	100.0	67	44	65.7	28	23	82.1	203	203	100.0	134	92	68.7	114	90	78.9	58	48	82.8	144	102	70.8	61	19	31.1	57	21	36.8
	HO&RSKOOL DIE ANKER	8310300	2024	5	16	16	100.0				50	41	82.0	11	10	90.9	219	219	100.0	32	29	90.6				42	29	69.0	115	115	100.0	49	48	98.0	30	22	73.3
		8310300	2023	5	8	7	87.5				42	35	83.3				198	198	100.0	32	28	87.5				31	29	93.5	111	111	100.0	36	25	69.4	20	14	70.0
	HO&RSKOOL HUGENOTE	8350116	2024	4	19	19	100.0				80	61	76.3	1	1	100.0	208	208	100.0	20	20	100.0				48	36	75.0	142	140	98.6	46	44	95.7	29	21	72.4
		8350116	2023	4	18	17	94.4				63	47	74.6	2	2	100.0	180	180	100.0	29	28	96.6				39	31	79.5	113	112	99.1	55	50	90.9	35	23	65.7
	HO&RSKOOL JOHAN JURGENS	8350124	2024	5	32	32	100.0				129	125	96.9	57	53	93.0				60	59	98.3	61	61	100.0	22	22	100.0	128	122	95.3	50	37	74.0	37	26	70.3
		8350124	2023	5	36	36	100.0				95	89	93.7	37	35	94.6				43	42	97.7	40	40	100.0	21	21	100.0	105	104	99.0	52	41	78.8	41	32	78.0
	HO&RSKOOL JOHN VORSTER	8350132	2024	5	14	14	100.0				27	24	88.9				72	72	100.0	25	25	100.0				27	26	96.3	72	71	98.6	21	21	100.0	18	18	100.0
		8350132	2023	5	13	13	100.0				33	32	97.0				59	59	100.0	16	16	100.0				38	30	78.9	63	63	100.0	23	23	100.0	18	18	100.0
	HO&RSKOOL STOFFBERG	8310359	2024	5	18	15	83.3				47	39	83.0	18	17	94.4	153	153	100.0							29	24	82.8	117	115	98.3	36	35	97.2	22	20	90.9
		8310359	2023	5	15	13	86.7				34	28	82.4	10	8	80.0	134	134	100.0							24	14	58.3	110	108	98.2	19	18	94.7	15	12	80.0
	JAMESON GIRLS HIGH SCHOOL	8359001	2024	99	6	5	83.3				21	21	100.0	32	25	78.1							18	18	100.0	33	22	66.7	30	29	96.7	9	9	100.0	7	4	57.1
		8359001	2023	99	7	4	57.1				17	14	82.4	23	12	52.2							11	9	81.8	21	14	66.7	22	15	68.2	6	4	66.7	5	3	60.0
	JE MALEPE SECONDARY SCHOOL	8311142	2024	4	14	13	92.9				56	50	89.3	56	38	67.9	213	213	100.0	121	103	85.1	119	113	95.0	74	47	63.5	169	145	85.8	44	22	50.0	38	14	36.8
		8311142	2023	4	9	8	88.9				62	47	75.8	62	38	61.3	250	250	100.0	147	132	89.8	138	124	89.9	91	53	58.2	180	152	84.4	70	27	38.6	50	28	56.0



Province Districts	Centre Name	Centre Number	Exam Date	Quintile	Accounting			Agricultural Sciences			Business Studies			Economics			English First Additional Language			Geography			History			Life Sciences			Mathematical Literacy			Mathematics			Physical Sciences		
					Total Wrote	Achieved 30 - 100%	% Achieved at 30% and Above	Total Wrote	Achieved 30 - 100%	% Achieved at 30% and Above	Total Wrote	Achieved 30 - 100%	% Achieved at 30% and Above	Total Wrote	Achieved 30 - 100%	% Achieved at 30% and Above	Total Wrote	Achieved 30 - 100%	% Achieved at 30% and Above	Total Wrote	Achieved 30 - 100%	% Achieved at 30% and Above	Total Wrote	Achieved 30 - 100%	% Achieved at 30% and Above	Total Wrote	Achieved 30 - 100%	% Achieved at 30% and Above	Total Wrote	Achieved 30 - 100%	% Achieved at 30% and Above	Total Wrote	Achieved 30 - 100%	% Achieved at 30% and Above			
GAUTENG EAST	KENNETH MASEKELA SECONDARY	8350793	2024	4	19	11	57.9				113	72	63.7	113	29	25.7	287	286	99.7	152	95	62.5	106	98	92.5	68	54	79.4	210	145	69.0	77	29	37.7	67	19	28.4
		8350793	2023	4	13	9	69.2				48	42	87.5	48	23	47.9	210	210	100.0	125	93	74.4	96	87	90.6	66	61	92.4	140	111	79.3	70	36	51.4	66	27	40.9
	LABAN MOTLHABI COMPREHENSIVE SCHOOL	8350843	2024	4	26	13	50.0				50	41	82.0	50	29	58.0	148	148	100.0	50	47	94.0				72	44	61.1	100	89	89.0	22	17	77.3	22	18	81.8
		8350843	2023	4	14	9	64.3				45	39	86.7	45	31	68.9	164	164	100.0	39	37	94.9				85	54	63.5	84	81	96.4	46	24	52.2	46	28	60.9
	LANGAVILLE SECONDARY SCHOOL	8400223	2024	2	19	19	100.0				52	34	65.4	52	34	65.4	206	206	100.0	149	139	93.3	105	101	96.2	95	72	75.8	144	127	88.2	62	38	61.3	49	35	71.4
		8400223	2023	2	29	28	96.6				51	44	86.3	51	34	66.7	232	232	100.0	171	142	83.0	112	86	76.8	117	65	55.6	144	113	78.5	88	41	46.6	69	43	62.3
	LEFA-IFA SECONDARY SCHOOL	8350850	2024	4	11	10	90.9				54	46	85.2	54	28	51.9	170	170	100.0	116	96	82.8	134	126	94.0	52	38	73.1	145	96	66.2	25	9	36.0	25	9	36.0
		8350850	2023	4	13	10	76.9				44	37	84.1	44	28	63.6	160	159	99.4	115	69	60.0	99	82	82.8	47	29	61.7	109	65	59.6	49	8	16.3	47	9	19.1
	LEKAMOSO SECONDARY SCHOOL	8400216	2024	1	26	16	61.5				107	71	66.4	62	28	45.2	190	190	100.0	85	80	94.1	49	46	93.9	85	60	70.6	146	103	70.5	46	18	39.1	36	9	25.0
		8400216	2023	1	18	14	77.8				94	55	58.5	54	31	57.4	194	193	99.5	100	92	92.0	41	30	73.2	100	58	58.0	131	95	72.5	62	22	35.5	59	25	42.4
	M O M SEBONI SECONDARY SCHOOL	8350918	2024	4	17	11	64.7				67	49	73.1	17	14	82.4	203	203	100.0	136	118	86.8	60	57	95.0	96	86	89.6	135	108	80.0	68	35	51.5	62	33	53.2
		8350918	2023	4	24	6	25.0				71	52	73.2	24	13	54.2	204	204	100.0	134	115	85.8	97	92	94.8	127	95	74.8	169	142	84.0	36	24	66.7	30	24	80.0
	MAMELLONG COMPREHENSIVE	8311324	2024	4	42	8	19.0				105	47	44.8	100	54	54.0	283	279	98.6	125	92	73.6	76	64	84.2	99	41	41.4	169	126	74.6	78	40	51.3	66	29	43.9
		8311324	2023	4	14	6	42.9				42	24	57.1	47	24	51.1	195	194	99.5	118	107	90.7	56	51	91.1	90	68	75.6	115	90	78.3	52	32	61.5	52	25	48.1
	MURIEL BRANDSKOOL	8310581	2024	4							8	6	75.0				12	12	100.0										22	21	95.5						
		8310581	2023	4							9	7	77.8				11	11	100.0										23	23	100.0						
	NIGEL HIGH SCHOOL	8350371	2024	5	12	11	91.7				96	84	87.5	27	25	92.6				108	105	97.2	112	104	92.9	122	74	60.7	152	138	90.8	50	37	74.0	39	30	76.9
		8350371	2023	5	13	11	84.6				82	68	82.9	17	13	76.5				74	72	97.3	79	75	94.9	94	76	80.9	110	104	94.5	54	36	66.7	41	32	78.0
	NIGEL SECONDARY SCHOOL	8350033	2024	4																30	29	96.7	39	39	100.0	31	29	93.5	29	28	96.6	30	26	86.7	29	25	86.2
		8350033	2023	4																43	39	90.7	44	43	97.7	36	32	88.9	41	41	100.0	34	24	70.6	32	26	81.3



Province Districts	Centre Name	Centre Number	Exam Date	Quintile	Accounting			Agricultural Sciences			Business Studies			Economics			English First Additional Language			Geography			History			Life Sciences			Mathematical Literacy			Mathematics			Physical Sciences		
					Total Wrote	Achieved 30 - 100%	% Achieved at 30% and Above	Total Wrote	Achieved 30 - 100%	% Achieved at 30% and Above	Total Wrote	Achieved 30 - 100%	% Achieved at 30% and Above	Total Wrote	Achieved 30 - 100%	% Achieved at 30% and Above	Total Wrote	Achieved 30 - 100%	% Achieved at 30% and Above	Total Wrote	Achieved 30 - 100%	% Achieved at 30% and Above	Total Wrote	Achieved 30 - 100%	% Achieved at 30% and Above	Total Wrote	Achieved 30 - 100%	% Achieved at 30% and Above	Total Wrote	Achieved 30 - 100%	% Achieved at 30% and Above	Total Wrote	Achieved 30 - 100%	% Achieved at 30% and Above			
GAUTENG EAST	NIMROD NDEBELE SECONDARY SCHOOL	8350934	2024	4	41	17	41.5				65	42	64.6	41	23	56.1	220	220	100.0	155	134	86.5	117	111	94.9	95	62	65.3	177	147	83.1	42	13	31.0	38	16	42.1
		8350934	2023	4	17	12	70.6				45	22	48.9	17	14	82.4	270	269	99.6	224	157	70.1	211	163	77.3	166	77	46.4	233	149	63.9	37	17	45.9	31	17	54.8
	NKUMBULO SECONDARY SCHOOL	8350959	2024	4	16	11	68.8				58	45	77.6	35	17	48.6	184	184	100.0	126	111	88.1	39	36	92.3	87	48	55.2	154	130	84.4	30	21	70.0	30	22	73.3
		8350959	2023	4	20	16	80.0				59	42	71.2	35	23	65.7	182	182	100.0	116	98	84.5	52	50	96.2	71	42	59.2	154	119	77.3	27	14	51.9	27	19	70.4
	OLYMPIA PARK SCHOOL	8350397	2024	4													17	17	100.0										22	22	100.0						
		8350397	2023	4													20	20	100.0										24	20	83.3						
	PHAKAMANI SECONDARY SCHOOL	8400249	2024	3	20	14	70.0				65	56	86.2	20	10	50.0	107	105	98.1	21	16	76.2	13	8	61.5	21	17	81.0	85	66	77.6	22	13	59.1	21	9	42.9
		8400249	2023	3	27	19	70.4				61	51	83.6	27	19	70.4	137	137	100.0	25	20	80.0	16	3	18.8	25	24	96.0	112	92	82.1	25	8	32.0	25	10	40.0
	PHANDIMFUNDO SECONDARY SCHOOL	8311431	2024	2	49	49	100.0				115	97	84.3	101	72	71.3	280	280	100.0	120	77	64.2	159	129	81.1	54	45	83.3	218	135	61.9	62	29	46.8	54	36	66.7
		8311431	2023	2	37	35	94.6				90	72	80.0	100	75	75.0	205	205	100.0	64	46	71.9	95	80	84.2	51	49	96.1	148	114	77.0	57	33	57.9	51	40	78.4
	PHULONG SECONDARY SCHOOL	8351007	2024	4	10	8	80.0				73	43	58.9	46	20	43.5	231	230	99.6	156	129	82.7	124	118	95.2	104	86	82.7	174	116	66.7	57	30	52.6	34	24	70.6
		8351007	2023	4	30	24	80.0				116	86	74.1	41	32	78.0	204	204	100.0	76	73	96.1	64	58	90.6	88	61	69.3	159	135	84.9	45	29	64.4	35	30	85.7
	PROTEASKOOL / SCHOOL	8350447	2024	4													10	10	100.0										10	10	100.0						
		8350447	2023	4													12	12	100.0										21	21	100.0						
	QUANTUM SECONDARY SCHOOL	8400152	2024	1	34	31	91.2				90	80	88.9	51	42	82.4	153	153	100.0	46	46	100.0	96	93	96.9	62	48	77.4	113	94	83.2	40	21	52.5	22	13	59.1
		8400152	2023	1	14	13	92.9				84	55	65.5	36	21	58.3	152	150	98.7	85	75	88.2	109	90	82.6	68	50	73.5	119	87	73.1	33	7	21.2	28	13	46.4
	RESHOGOFADITSWE SECONDARY SCHOOL	8311456	2024	2	13	9	69.2				27	23	85.2	28	15	53.6	186	186	100.0	158	130	82.3	120	100	83.3	93	59	63.4	145	116	80.0	41	12	29.3	39	14	35.9
		8311456	2023	2	24	19	79.2				44	35	79.5	44	28	63.6	207	207	100.0	163	144	88.3	114	90	78.9	104	82	78.8	143	120	83.9	63	22	34.9	63	24	38.1
	RIVONI SECONDARY SCHOOL	8311464	2024	3	22	14	63.6				46	25	54.3	22	9	40.9	168	166	98.8	73	58	79.5	91	71	78.0	58	48	82.8	113	74	65.5	58	21	36.2	58	34	58.6
		8311464	2023	3	22	13	59.1				49	32	65.3	20	1	5.0	180	180	100.0	98	68	69.4	109	86	78.9	50	41	82.0	131	77	58.8	51	22	43.1	51	40	78.4

Province Districts	Centre Name	Centre Number	Exam Date	Quintile	Accounting			Agricultural Sciences			Business Studies			Economics			English First Additional Language			Geography			History			Life Sciences			Mathematical Literacy			Mathematics			Physical Sciences		
					Total Wrote	Achieved 30 - 100%	% Achieved at 30% and Above	Total Wrote	Achieved 30 - 100%	% Achieved at 30% and Above	Total Wrote	Achieved 30 - 100%	% Achieved at 30% and Above	Total Wrote	Achieved 30 - 100%	% Achieved at 30% and Above	Total Wrote	Achieved 30 - 100%	% Achieved at 30% and Above	Total Wrote	Achieved 30 - 100%	% Achieved at 30% and Above	Total Wrote	Achieved 30 - 100%	% Achieved at 30% and Above	Total Wrote	Achieved 30 - 100%	% Achieved at 30% and Above	Total Wrote	Achieved 30 - 100%	% Achieved at 30% and Above	Total Wrote	Achieved 30 - 100%	% Achieved at 30% and Above			
GAUTENG EAST	SPRINGS BOYS HIGH SCHOOL	8350470	2024	5	25	23	92.0				68	66	97.1						65	65	100.0				62	54	87.1	65	65	100.0	45	43	95.6	33	29	87.9	
		8350470	2023	5	24	22	91.7				84	78	92.9						65	65	100.0				46	42	91.3	70	70	100.0	63	55	87.3	43	37	86.0	
	SPRINGS GIRLS HIGH SCHOOL	8350488	2024	5	17	15	88.2				72	71	98.6	29	27	93.1			51	50	98.0	23	23	100.0	66	65	98.5	70	70	100.0	65	65	100.0	46	45	97.8	
		8350488	2023	5	19	19	100.0				58	56	96.6	32	30	93.8			44	44	100.0	26	25	96.2	71	68	95.8	66	66	100.0	70	64	91.4	37	36	97.3	
	SPRINGS MUSLIM SCHOOL	8350504	2024	99	9	9	100.0				10	8	80.0									10	10	100.0	10	9	90.0	10	10	100.0	10	10	100.0	7	7	100.0	
		8350504	2023	99	5	5	100.0				17	15	88.2									19	17	89.5	7	7	100.0	15	15	100.0	9	9	100.0	6	6	100.0	
	SPRINGS SECONDARY SCHOOL	8350041	2024	5	27	25	92.6				53	50	94.3	67	56	83.6			89	89	100.0	68	64	94.1	73	63	86.3	134	132	98.5	44	39	88.6	33	32	97.0	
		8350041	2023	5	19	18	94.7				31	29	93.5	52	43	82.7			68	68	100.0	50	43	86.0	75	74	98.7	108	108	100.0	34	32	94.1	28	28	100.0	
	SPRINGS TECHNICAL SCHOOL	8350108	2024	4																																	
		8350108	2023	4																																	
	TANDI ELEANOR SIBEKO SCHOOL	8400153	2024	4	17	16	94.1				48	42	87.5	17	11	64.7	174	174	100.0	128	103	80.5	102	87	85.3	26	23	88.5	150	112	74.7	26	15	57.7	26	15	57.7
		8400153	2023	4	16	15	93.8				36	31	86.1	16	15	93.8	117	117	100.0	81	65	80.2	64	57	89.1	17	13	76.5	97	77	79.4	20	12	60.0	17	11	64.7
	THOLULWAZI SECONDARY SCHOOL	8311548	2024	3	33	20	60.6				73	59	80.8	33	21	63.6	220	220	100.0	168	130	77.4	124	112	90.3	79	61	77.2	169	125	74.0	51	28	54.9	42	27	64.3
		8311548	2023	3	18	12	66.7				85	45	52.9	18	10	55.6	234	234	100.0	180	138	76.7	155	129	83.2	69	52	75.4	201	149	74.1	34	15	44.1	31	20	64.5
	TLAKULA SECONDARY SCHOOL	8351171	2024	3	20	12	60.0				106	72	67.9	43	25	58.1	173	173	100.0	61	56	91.8	69	59	85.5	55	40	72.7	120	70	58.3	52	22	42.3	45	17	37.8
		8351171	2023	3	10	6	60.0				103	67	65.0	43	28	65.1	174	174	100.0	84	72	85.7	63	48	76.2	54	47	87.0	133	98	73.7	41	16	39.0	38	27	71.1
	TSAKANE EXT 8 SECONDARY SCHOOL	8400697	2024	3	25	9	36.0				25	25	100.0	25	15	60.0	179	179	100.0	154	142	92.2	48	44	91.7	105	70	66.7	102	90	88.2	77	30	39.0	52	36	69.2
		8400697	2023	3	23	14	60.9				23	21	91.3	23	19	82.6	120	120	100.0	97	89	91.8	39	38	97.4	58	42	72.4	68	57	83.8	52	26	50.0	29	26	89.7
	TSAKANE SECONDARY SCHOOL	8311589	2024	3	28	16	57.1				152	115	75.7	152	68	44.7	342	342	100.0	190	141	74.2	190	173	91.1	61	55	90.2	280	216	77.1	62	32	51.6	61	33	54.1
		8311589	2023	3	52	28	53.8				137	101	73.7	137	53	38.7	268	268	100.0	117	87	74.4	155	140	90.3	71	58	81.7	190	148	77.9	79	36	45.6	56	32	57.1

Province Districts	Centre Name	Centre Number	Exam Date	Quintile	Accounting			Agricultural Sciences			Business Studies			Economics			English First Additional Language			Geography			History			Life Sciences			Mathematical Literacy			Mathematics			Physical Sciences		
					Total Wrote	Achieved 30 - 100%	% Achieved at 30% and Above	Total Wrote	Achieved 30 - 100%	% Achieved at 30% and Above	Total Wrote	Achieved 30 - 100%	% Achieved at 30% and Above	Total Wrote	Achieved 30 - 100%	% Achieved at 30% and Above	Total Wrote	Achieved 30 - 100%	% Achieved at 30% and Above	Total Wrote	Achieved 30 - 100%	% Achieved at 30% and Above	Total Wrote	Achieved 30 - 100%	% Achieved at 30% and Above	Total Wrote	Achieved 30 - 100%	% Achieved at 30% and Above	Total Wrote	Achieved 30 - 100%	% Achieved at 30% and Above	Total Wrote	Achieved 30 - 100%	% Achieved at 30% and Above			
GAUTENG EAST	VEZUKHONO SECONDARY SCHOOL	8311852	2024	1	20	16	80.0				67	64	95.5	75	49	65.3	265	265	100.0	190	173	91.1	265	256	96.6	198	145	73.2	244	213	87.3	21	19	90.5	20	17	85.0
		8311852	2023	1	33	28	84.8				55	53	96.4	69	58	84.1	180	180	100.0	111	107	96.4	180	172	95.6	101	82	81.2	155	140	90.3	25	20	80.0	24	18	75.0
	ZIKHETHELE SECONDARY SCHOOL	8351296	2024	3	7	6	85.7				73	42	57.5	80	34	42.5	170	167	98.2	90	68	75.6	47	29	61.7	44	27	61.4	120	83	69.2	51	14	27.5	43	9	20.9
		8351296	2023	3	7	3	42.9				49	33	67.3	56	22	39.3	123	123	100.0	68	55	80.9	33	24	72.7	35	23	65.7	82	52	63.4	42	8	19.0	35	12	34.3
	ZIMISELE SECONDARY SCHOOL	8351304	2024	3	50	29	58.0				79	58	73.4	52	35	67.3	175	175	100.0	123	104	84.6	96	92	95.8	96	71	74.0	137	123	89.8	38	33	86.8	27	21	77.8
		8351304	2023	3	44	30	68.2				62	49	79.0	44	37	84.1	150	150	100.0	106	87	82.1	66	63	95.5	88	66	75.0	92	73	79.3	58	41	70.7	40	29	72.5
GAUTENG NORTH	BAVIAANSPOORT EMTHONJENI YOUTH CEN	8219004	2024	99						10	10	100.0	10	10	100.0	10	10	100.0									10	10	100.0								
		8219004	2023	99						4	4	100.0	4	4	100.0	3	3	100.0									4	4	100.0								
	CHIPA-TABANE SECONDARY SCHOOL	8211334	2024	2	19	15	78.9	71	55	77.5	76	63	82.9	76	64	84.2	349	349	100.0	218	205	94.0	72	72	100.0	146	109	74.7	197	163	82.7	97	46	47.4	75	33	44.0
		8211334	2023	2	12	12	100.0	55	50	90.9	41	41	100.0	41	41	100.0	263	263	100.0	187	173	92.5	67	65	97.0	101	91	90.1	158	140	88.6	54	27	50.0	43	32	74.4
	CULTURA HIGH SCHOOL	8210062	2024	4	27	21	77.8				78	75	96.2	55	38	69.1				76	76	100.0				82	72	87.8	80	78	97.5	44	35	79.5	37	30	81.1
		8210062	2023	4	50	43	86.0				91	87	95.6	84	58	69.0				90	82	91.1				103	94	91.3	87	79	90.8	88	57	64.8	77	66	85.7
	DAN KUTUMELA SEC SCHOOL	8211359	2024	2	26	23	88.5				81	59	72.8	26	23	88.5	219	219	100.0	138	122	88.4	92	90	97.8	92	68	73.9	166	138	83.1	53	39	73.6	46	29	63.0
		8211359	2023	2	24	18	75.0				78	49	62.8	23	16	69.6	200	200	100.0	121	110	90.9	85	79	92.9	96	61	63.5	158	130	82.3	42	26	61.9	37	23	62.2
	DOXA DEO EDENDALE INDEP SCHOOL	8211599	2024	99	27	25	92.6				29	27	93.1	22	21	95.5				16	16	100.0				29	27	93.1	48	48	100.0	24	24	100.0	16	15	93.8
		8211599	2023	99	17	16	94.1				30	28	93.3	20	18	90.0				20	20	100.0				23	23	100.0	33	33	100.0	27	26	96.3	18	17	94.4
	EKANGALA SECONDARY SCHOOL	8920186	2024	4	16	16	100.0				110	90	81.8	43	31	72.1	294	294	100.0	83	78	94.0	72	69	95.8	146	130	89.0	131	118	90.1	104	80	76.9	97	66	68.0
		8920186	2023	4	52	38	73.1				176	135	76.7	96	67	69.8	385	385	100.0	79	72	91.1	96	86	89.6	129	105	81.4	201	167	83.1	88	58	65.9	68	47	69.1
GEKOMBINEERDE SKOOL CULLINAN	8210096	2024	5	10	10	100.0				33	33	100.0	29	24	82.8				50	50	100.0				45	42	93.3	50	49	98.0	46	28	60.9	35	20	57.1	
	8210096	2023	5	23	22	95.7				36	36	100.0	35	27	77.1				31	31	100.0				17	16	94.1	47	45	95.7	20	14	70.0	11	8	72.7	

Province Districts	Centre Name	Centre Number	Exam Date	Quintile	Accounting			Agricultural Sciences			Business Studies			Economics			English First Additional Language			Geography			History			Life Sciences			Mathematical Literacy			Mathematics			Physical Sciences		
					Total Wrote	Achieved 30 - 100%	% Achieved at 30% and Above	Total Wrote	Achieved 30 - 100%	% Achieved at 30% and Above	Total Wrote	Achieved 30 - 100%	% Achieved at 30% and Above	Total Wrote	Achieved 30 - 100%	% Achieved at 30% and Above	Total Wrote	Achieved 30 - 100%	% Achieved at 30% and Above	Total Wrote	Achieved 30 - 100%	% Achieved at 30% and Above	Total Wrote	Achieved 30 - 100%	% Achieved at 30% and Above	Total Wrote	Achieved 30 - 100%	% Achieved at 30% and Above	Total Wrote	Achieved 30 - 100%	% Achieved at 30% and Above	Total Wrote	Achieved 30 - 100%	% Achieved at 30% and Above			
GAUTENG NORTH	HO&RSKOOL ERASMUS	8210179	2024	5	34	32	94.1				63	61	96.8				72	72	100.0	41	41	100.0				61	58	95.1	104	104	100.0	44	37	84.1	28	21	75.0
		8210179	2023	5	32	30	93.8				68	65	95.6				91	91	100.0	53	52	98.1				70	65	92.9	90	89	98.9	71	61	85.9	33	29	87.9
	KUNGWINI ABET CENTRE	8310002	2023	99							1	0	0.0							1	0	0.0				1	0	0.0									
	LESEDI SECONDARY SCHOOL	8221291	2024	2	26	25	96.2				100	87	87.0	26	25	96.2	132	132	100.0	106	100	94.3				32	32	100.0	99	92	92.9	33	31	93.9	32	28	87.5
		8221291	2023	2	20	20	100.0				123	112	91.1	20	16	80.0	156	156	100.0	136	132	97.1				33	32	97.0	123	116	94.3	33	31	93.9	33	30	90.9
	LINGITJHUDU SECONDARY SCHOOL	8920538	2024	2	14	13	92.9				52	39	75.0	18	17	94.4	168	168	100.0	154	128	83.1	83	80	96.4	84	74	88.1	135	127	94.1	33	23	69.7	33	30	90.9
		8920538	2023	2	15	14	93.3				63	53	84.1	15	14	93.3	154	154	100.0	139	122	87.8	69	69	100.0	82	70	85.4	132	122	92.4	22	19	86.4	22	22	100.0
	MAHLENGA SECONDARY SCHOOL	8921692	2024	1	6	6	100.0				56	50	89.3	26	24	92.3	84	84	100.0	78	76	97.4				58	47	81.0	54	50	92.6	30	26	86.7	28	21	75.0
		8921692	2023	1	15	14	93.3				59	51	86.4	38	28	73.7	82	82	100.0	67	64	95.5				44	38	86.4	60	56	93.3	22	19	86.4	21	19	90.5
	MANDLOMSOBO ADULT CENTRE	8920528	2023	99	2	0	0.0				3	2	66.7	2	1	50.0	3	3	100.0				1	1	100.0	1	1	100.0	3	3	100.0						
	MPUMELELO SECONDARY SCHOOL	8400155	2024	2							109	86	78.9				122	122	100.0	116	108	93.1	46	46	100.0	13	13	100.0	109	97	89.0	13	9	69.2	13	11	84.6
		8400155	2023	2							130	95	73.1				155	155	100.0	141	122	86.5	62	56	90.3	24	22	91.7	131	106	80.9	23	10	43.5	23	15	65.2
	SITJHEJIWE SECONDARY SCHOOL	8921428	2024	2	15	13	86.7				65	49	75.4	15	14	93.3	65	65	100.0	50	38	76.0							65	49	75.4						
		8921428	2023	2							46	26	56.5	11	10	90.9	46	46	100.0	35	29	82.9							46	35	76.1						
	STAR OF HOPE SCHOOL	8212001	2024	99	15	14	93.3				30	29	96.7	30	29	96.7				42	42	100.0	22	22	100.0	27	27	100.0	25	25	100.0	32	16	50.0	27	20	74.1
		8212001	2023	99	21	20	95.2				37	27	73.0	37	29	78.4				54	52	96.3	45	31	68.9	38	38	100.0	31	26	83.9	44	32	72.7	38	28	73.7

Province Districts	Centre Name	Centre Number	Exam Date	Quintile	Accounting			Agricultural Sciences			Business Studies			Economics			English First Additional Language			Geography			History			Life Sciences			Mathematical Literacy			Mathematics			Physical Sciences		
					Total Wrote	Achieved 30 - 100%	% Achieved at 30% and Above	Total Wrote	Achieved 30 - 100%	% Achieved at 30% and Above	Total Wrote	Achieved 30 - 100%	% Achieved at 30% and Above	Total Wrote	Achieved 30 - 100%	% Achieved at 30% and Above	Total Wrote	Achieved 30 - 100%	% Achieved at 30% and Above	Total Wrote	Achieved 30 - 100%	% Achieved at 30% and Above	Total Wrote	Achieved 30 - 100%	% Achieved at 30% and Above	Total Wrote	Achieved 30 - 100%	% Achieved at 30% and Above	Total Wrote	Achieved 30 - 100%	% Achieved at 30% and Above	Total Wrote	Achieved 30 - 100%	% Achieved at 30% and Above			
GAUTENG NORTH	STRAUSS SECONDARU SCHOOL	8922475	2024	2	25	23	92.0				70	61	87.1	25	21	84.0	165	165	100.0	95	94	98.9	50	46	92.0	90	68	75.6	118	113	95.8	47	32	68.1	45	35	77.8
		8922475	2023	2	30	25	83.3				69	60	87.0	30	25	83.3	141	141	100.0	73	70	95.9	38	31	81.6	74	61	82.4	106	91	85.8	36	25	69.4	35	33	94.3
	WOZANIBONE INTERM SCHOOL	8211789	2024	1						46	46	100.0	46	46	100.0	59	59	100.0	59	59	100.0				13	13	100.0	46	45	97.8	13	13	100.0	13	13	100.0	
		8211789	2023	1						53	47	88.7	53	48	90.6	66	66	100.0	66	63	95.5				13	13	100.0	53	52	98.1	13	13	100.0	13	13	100.0	
	ZITHOBENI SECONDARY SCHOOL	8400516	2024	1						73	66	90.4				89	89	100.0	61	54	88.5	29	27	93.1	61	47	77.0	74	66	89.2	16	11	68.8	16	14	87.5	
		8400516	2023	1						100	80	80.0				128	128	100.0	106	90	84.9	22	21	95.5	105	60	57.1	100	81	81.0	28	22	78.6	28	24	85.7	
GAUTENG WEST	AB PHOKOMPE SECONDARY SCHOOL	8270595	2024	4	21	20	95.2				80	77	96.3	81	68	84.0	197	197	100.0	116	103	88.8	62	58	93.5	33	28	84.8	163	141	86.5	34	20	58.8	21	19	90.5
		8270595	2023	4	24	21	87.5				58	55	94.8	58	54	93.1	156	156	100.0	98	70	71.4	46	36	78.3	22	19	86.4	126	88	69.8	30	14	46.7	22	19	86.4
	AHMED TIMOL SECONDARY	8250027	2024	5	55	55	100.0				95	95	100.0							50	50	100.0	78	78	100.0	133	129	97.0	126	125	99.2	57	56	98.2	35	35	100.0
		8250027	2023	5	61	60	98.4				119	115	96.6							47	47	100.0	130	127	97.7	161	156	96.9	134	134	100.0	70	69	98.6	38	38	100.0
	ASTER ACADEMY	8401030	2024	99						1	1	100.0														5	5	100.0				6	6	100.0	6	6	100.0
		8401030	2023	99						4	4	100.0														6	6	100.0				6	6	100.0	5	5	100.0
	AZAADVILLE MUSLIM SCHOOL	8252346	2024	99	17	17	100.0				6	6	100.0										12	12	100.0	20	18	90.0	6	6	100.0	20	20	100.0	14	14	100.0
		8252346	2023	99	25	25	100.0				4	4	100.0										5	5	100.0	21	21	100.0				25	23	92.0	20	20	100.0
	BADIRILE SECONDARY SCHOOL	8270603	2024	4	53	30	56.6				129	116	89.9	52	32	61.5	249	249	100.0	150	147	98.0				190	129	67.9	174	167	96.0	73	37	50.7	69	43	62.3
		8270603	2023	4	25	13	52.0				149	98	65.8	25	12	48.0	244	244	100.0	180	156	86.7				207	110	53.1	195	158	81.0	50	32	64.0	51	39	76.5
	BOIPELO INTERMEDIATE SCHOOL	8251231	2024	3	29	27	93.1				39	39	100.0	15	13	86.7	73	73	100.0	20	20	100.0	37	37	100.0	34	31	91.2	50	42	84.0	23	15	65.2	21	19	90.5
		8251231	2023	3	18	17	94.4				49	49	100.0	21	13	61.9	116	116	100.0	65	59	90.8	51	44	86.3	65	48	73.8	68	52	76.5	46	17	37.0	43	28	65.1
CARLETON JONES HIGH SCHOOL	8270041	2024	5	22	19	86.4				84	83	98.8	49	45	91.8				61	61	100.0				66	61	92.4	118	115	97.5	54	46	85.2	38	29	76.3	
	8270041	2023	5	31	28	90.3				84	79	94.0	39	37	94.9				65	65	100.0				90	84	93.3	107	106	99.1	71	66	93.0	39	39	100.0	

Province Districts	Centre Name	Centre Number	Exam Date	Quintile	Accounting			Agricultural Sciences			Business Studies			Economics			English First Additional Language			Geography			History			Life Sciences			Mathematical Literacy			Mathematics			Physical Sciences		
					Total Wrote	Achieved 30 - 100%	% Achieved at 30% and Above	Total Wrote	Achieved 30 - 100%	% Achieved at 30% and Above	Total Wrote	Achieved 30 - 100%	% Achieved at 30% and Above	Total Wrote	Achieved 30 - 100%	% Achieved at 30% and Above	Total Wrote	Achieved 30 - 100%	% Achieved at 30% and Above	Total Wrote	Achieved 30 - 100%	% Achieved at 30% and Above	Total Wrote	Achieved 30 - 100%	% Achieved at 30% and Above	Total Wrote	Achieved 30 - 100%	% Achieved at 30% and Above	Total Wrote	Achieved 30 - 100%	% Achieved at 30% and Above	Total Wrote	Achieved 30 - 100%	% Achieved at 30% and Above			
GAUTENG WEST	DESIGNATED GREENLIGHT ACADEMY A	8888047	2024	99	3	2	66.7				11	10	90.9	4	4	100.0				10	9	90.0	10	9	90.0	6	3	50.0	13	9	69.2	6	3	50.0	3	0	0.0
	DESIGNATED GREENLIGHT ACADEMY B	8888048	2024	99							6	4	66.7	3	0	0.0				6	5	83.3	3	2	66.7	3	1	33.3	10	7	70.0						
	DESIGNATED KINGSWOOD ACADEMY A	8888049	2024	99	2	2	100.0				6	5	83.3	2	1	50.0				4	4	100.0	6	6	100.0	1	1	100.0	2	1	50.0	6	0	0.0	1	1	100.0
	DESIGNATED KINGSWOOD ACADEMY B	8888050	2024	99	1	1	100.0				6	5	83.3	4	4	100.0				5	5	100.0	3	3	100.0	6	3	50.0	6	6	100.0	3	1	33.3	3	2	66.7
	FOCHVILLE HIGH SCHOOL	8930376	2024	4	17	16	94.1				37	34	91.9	28	24	85.7	113	113	100.0	47	46	97.9				50	46	92.0	68	67	98.5	37	36	97.3	25	24	96.0
		8930376	2023	4	36	31	86.1				55	42	76.4	26	24	92.3	123	123	100.0	41	40	97.6				61	48	78.7	85	85	100.0	30	24	80.0	18	18	100.0
	FOCHVILLE SEC SCHOOL	8400734	2024	5							42	39	92.9										31	30	96.8	42	29	69.0	31	30	96.8	11	4	36.4	11	5	45.5
		8400734	2023	5							43	36	83.7										31	30	96.8	43	36	83.7	31	30	96.8	11	11	100.0	12	11	91.7
	GLENHARVIE COMBINED SCHOOL	8270306	2024	5	23	21	91.3				64	62	96.9	33	30	90.9				76	68	89.5				62	53	85.5	82	80	97.6	30	19	63.3	22	13	59.1
		8270306	2023	5	28	23	82.1				49	48	98.0							61	56	91.8				64	56	87.5	56	55	98.2	37	34	91.9	28	25	89.3
	GLOBAL LINK COLLEGE	8400818	2023	99							3	0	0.0	0	0					1	1	100.0				1	0	0.0	4	2	50.0						
	GREENLIGHT ACADEMY	8401047	2024	99	3	3	100.0				8	8	100.0	3	2	66.7	5	5	100.0	5	5	100.0	3	3	100.0	15	15	100.0	3	3	100.0	15	12	80.0	12	10	83.3
		8401047	2023	99	1	1	100.0				8	7	87.5	4	4	100.0	1	1	100.0	2	1	50.0	4	3	75.0	4	3	75.0	9	8	88.9	5	1	20.0	4	2	50.0
	HO&R TEGNIESE SKOOL N DIEDERICH'S	8250183	2024	5																7	7	100.0										42	18	42.9	39	22	56.4
		8250183	2023	5																22	22	100.0									63	12	19.0	58	27	46.6	

Province Districts	Centre Name	Centre Number	Exam Date	Quintile	Accounting			Agricultural Sciences			Business Studies			Economics			English First Additional Language			Geography			History			Life Sciences			Mathematical Literacy			Mathematics			Physical Sciences		
					Total Wrote	Achieved 30 - 100%	% Achieved at 30% and Above	Total Wrote	Achieved 30 - 100%	% Achieved at 30% and Above	Total Wrote	Achieved 30 - 100%	% Achieved at 30% and Above	Total Wrote	Achieved 30 - 100%	% Achieved at 30% and Above	Total Wrote	Achieved 30 - 100%	% Achieved at 30% and Above	Total Wrote	Achieved 30 - 100%	% Achieved at 30% and Above	Total Wrote	Achieved 30 - 100%	% Achieved at 30% and Above	Total Wrote	Achieved 30 - 100%	% Achieved at 30% and Above	Total Wrote	Achieved 30 - 100%	% Achieved at 30% and Above	Total Wrote	Achieved 30 - 100%	% Achieved at 30% and Above			
GAUTENG WEST	HOËRSKOOL BASTION	8250191	2024	5	12	11	91.7				26	20	76.9				104	104	100.0	24	23	95.8				34	29	85.3	70	69	98.6	23	14	60.9	10	8	80.0
		8250191	2023	5	5	3	60.0				39	36	92.3	2	2	100.0	124	124	100.0	20	18	90.0				35	33	94.3	74	73	98.6	33	18	54.5	13	11	84.6
	HOËRSKOOL BEKKER	8250209	2024	4	24	21	87.5	21	18	85.7	61	58	95.1				22	22	100.0	21	20	95.2				43	40	93.0	91	89	97.8	32	23	71.9	20	10	50.0
		8250209	2023	4	20	18	90.0	15	14	93.3	39	38	97.4				20	20	100.0	21	21	100.0				36	34	94.4	59	58	98.3	37	34	91.9	20	19	95.0
	HOËRSKOOL CARLETONVILLE	8270090	2024	5	43	40	93.0				89	87	97.8				38	38	100.0	71	66	93.0				56	49	87.5	139	138	99.3	61	44	72.1	39	28	71.8
		8270090	2023	5	27	22	81.5				49	45	91.8				55	55	100.0	118	113	95.8	21	14	66.7	80	68	85.0	148	141	95.3	52	29	55.8	41	29	70.7
	HOËRSKOOL JAN DE KLERK	8250241	2024	5	15	7	46.7				70	64	91.4	42	28	66.7				23	20	87.0				63	57	90.5	98	96	98.0	36	23	63.9	26	16	61.5
		8250241	2023	5	36	23	63.9				69	60	87.0	30	18	60.0				23	22	95.7				55	45	81.8	87	81	93.1	44	27	61.4	29	26	89.7
	HOËRSKOOL JAN VILJOEN	8270116	2024	4	16	11	68.8				72	56	77.8	28	19	67.9	70	70	100.0							83	63	75.9	79	70	88.6	72	26	36.1	45	29	64.4
		8270116	2023	4	12	7	58.3				58	36	62.1	14	4	28.6	72	72	100.0							63	46	73.0	86	75	87.2	58	20	34.5	39	23	59.0
	HOËRSKOOL MONUMENT	8250258	2024	5	28	28	100.0				102	95	93.1	27	26	96.3	184	184	100.0	24	24	100.0				96	86	89.6	146	146	100.0	101	97	96.0	69	63	91.3
		8250258	2023	5	56	46	82.1				122	109	89.3	44	39	88.6	189	189	100.0	22	21	95.5				88	76	86.4	164	164	100.0	96	90	93.8	52	50	96.2
	HOËRSKOOL NOORDHEUWEL	8250266	2024	5	82	82	100.0	31	27	87.1	125	112	89.6	24	24	100.0	371	371	100.0	37	37	100.0	49	48	98.0	129	122	94.6	230	230	100.0	141	140	99.3	83	75	90.4
		8250266	2023	5	72	72	100.0	43	40	93.0	134	112	83.6	39	37	94.9	370	370	100.0	44	44	100.0	32	32	100.0	115	113	98.3	216	216	100.0	156	154	98.7	88	88	100.0
	HOËRSKOOL RIEBEECKRAND	8270124	2024	5	46	40	87.0	31	21	67.7	70	59	84.3	49	43	87.8	124	124	100.0	34	34	100.0				59	52	88.1	141	138	97.9	60	54	90.0	45	36	80.0
		8270124	2023	5	33	31	93.9	26	22	84.6	71	65	91.5	34	32	94.1	90	90	100.0	41	41	100.0				74	62	83.8	105	104	99.0	66	53	80.3	48	36	75.0
	HOËRSKOOL WESTONARIA	8270132	2024	5	15	14	93.3				84	75	89.3				7	7	100.0	60	55	91.7				91	75	82.4	133	128	96.2	31	26	83.9	22	17	77.3
		8270132	2023	5	19	17	89.5				104	72	69.2				4	4	100.0	89	77	86.5				98	66	67.3	150	146	97.3	29	24	82.8	21	19	90.5
	HOËRSKOOL WONDERFONTEIN	8270140	2024	5	2	2	100.0				43	40	93.0				8	8	100.0	24	22	91.7	15	14	93.3	41	34	82.9	51	50	98.0	23	21	91.3	22	12	54.5
		8270140	2023	5							35	27	77.1				7	7	100.0	32	31	96.9	15	14	93.3	28	20	71.4	47	46	97.9	23	20	87.0	18	12	66.7



Province Districts	Centre Name	Centre Number	Exam Date	Quintile	Accounting			Agricultural Sciences			Business Studies			Economics			English First Additional Language			Geography			History			Life Sciences			Mathematical Literacy			Mathematics			Physical Sciences		
					Total Wrote	Achieved 30 - 100%	% Achieved at 30% and Above	Total Wrote	Achieved 30 - 100%	% Achieved at 30% and Above	Total Wrote	Achieved 30 - 100%	% Achieved at 30% and Above	Total Wrote	Achieved 30 - 100%	% Achieved at 30% and Above	Total Wrote	Achieved 30 - 100%	% Achieved at 30% and Above	Total Wrote	Achieved 30 - 100%	% Achieved at 30% and Above	Total Wrote	Achieved 30 - 100%	% Achieved at 30% and Above	Total Wrote	Achieved 30 - 100%	% Achieved at 30% and Above	Total Wrote	Achieved 30 - 100%	% Achieved at 30% and Above	Total Wrote	Achieved 30 - 100%	% Achieved at 30% and Above			
GAUTENG WEST	IMFUNDO SECONDARY SCHOOL	8934269	2024	3	11	10	90.9				27	24	88.9	27	27	100.0	121	121	100.0	94	94	100.0	73	73	100.0	76	65	85.5	100	95	95.0	21	17	81.0	21	16	76.2
		8934269	2023	3	23	20	87.0				39	35	89.7	37	36	97.3	130	130	100.0	90	89	98.9	72	72	100.0	55	42	76.4	107	87	81.3	21	19	90.5	18	13	72.2
	ITHUTENG SEC SCHOOL	8400047	2024	1	23	18	78.3	26	23	88.5	25	23	92.0	23	16	69.6	116	116	100.0	94	90	95.7	60	58	96.7	53	34	64.2	106	95	89.6	11	4	36.4	8	5	62.5
		8400047	2023	1	13	9	69.2	15	14	93.3	31	18	58.1	13	8	61.5	117	117	100.0	105	72	68.6	76	67	88.2	38	26	68.4	98	64	65.3	20	7	35.0	14	9	64.3
	KAGISO SECONDARY SCHOOL	8251504	2024	4	18	14	77.8				47	37	78.7	47	24	51.1	207	207	100.0	107	100	93.5	109	101	92.7	160	155	96.9	152	142	93.4	56	25	44.6	52	50	96.2
		8251504	2023	4	17	13	76.5				36	28	77.8	32	18	56.3	172	172	100.0	75	73	97.3	88	83	94.3	136	124	91.2	119	112	94.1	53	45	84.9	48	47	97.9
	KGOTHALANG SECONDARY SCHOOL	8270819	2024	2	14	12	85.7				31	21	67.7	31	12	38.7	185	185	100.0	68	54	79.4	90	75	83.3	124	59	47.6	147	109	74.1	39	12	30.8	38	17	44.7
		8270819	2023	2	20	20	100.0				25	23	92.0	25	22	88.0	118	118	100.0	45	40	88.9	44	33	75.0	74	48	64.9	80	68	85.0	38	26	68.4	28	23	82.1
	KINGSWOOD ACADEMY	8400846	2024	99	2	2	100.0				14	14	100.0	3	3	100.0				14	14	100.0	13	13	100.0	8	8	100.0	19	19	100.0	7	6	85.7	7	6	85.7
		8400846	2023	99	4	4	100.0				15	15	100.0	6	6	100.0				9	9	100.0	14	13	92.9	5	5	100.0	17	17	100.0	7	7	100.0	7	5	71.4
	KRUGERSDORP HIGH SCHOOL	8250563	2024	5	45	44	97.8				114	110	96.5	52	47	90.4				51	51	100.0	58	55	94.8	110	102	92.7	141	140	99.3	149	127	85.2	91	87	95.6
		8250563	2023	5	59	55	93.2				135	130	96.3	74	72	97.3				54	54	100.0	83	78	94.0	120	110	91.7	162	160	98.8	137	127	92.7	68	68	100.0
	LETSATSING SECONDARY SCHOOL	8270850	2024	4	24	24	100.0				56	54	96.4	24	21	87.5	189	189	100.0	133	129	97.0	83	83	100.0	82	80	97.6	106	95	89.6	83	69	83.1	82	64	78.0
		8270850	2023	4	27	27	100.0				52	52	100.0	27	24	88.9	180	180	100.0	129	121	93.8	82	81	98.8	72	69	95.8	92	76	82.6	89	51	57.3	72	56	77.8
	LODIRILE SEC SCHOOL	8252867	2024	2	27	17	63.0				41	40	97.6	22	15	68.2	197	197	100.0	169	152	89.9	58	56	96.6	86	70	81.4	117	99	84.6	79	63	79.7	69	49	71.0
		8252867	2023	2	17	13	76.5				56	31	55.4	14	14	100.0	196	196	100.0	178	148	83.1	76	71	93.4	65	60	92.3	125	90	72.0	70	50	71.4	64	48	75.0
	LUKHANYO HIGH SCHOOL	8400202	2024	2							65	56	86.2	29	20	69.0	67	67	100.0	65	57	87.7	61	53	86.9	65	42	64.6	124	95	76.6	24	13	54.2	22	17	77.3
		8400202	2023	2							84	64	76.2	24	19	79.2	63	63	100.0	50	44	88.0	39	36	92.3	47	28	59.6	131	108	82.4	12	11	91.7	10	10	100.0
	MADIBA SECONDARY SCHOOL	8251181	2024	4	33	25	75.8				64	51	79.7	18	6	33.3	241	241	100.0	54	52	96.3	114	88	77.2	48	42	87.5	169	138	81.7	54	28	51.9	48	25	52.1
		8251181	2023	4	40	27	67.5				93	73	78.5	20	16	80.0	280	280	100.0	61	54	88.5	126	102	81.0	53	48	90.6	166	146	88.0	53	36	67.9	40	34	85.0

Province Districts	Centre Name	Centre Number	Exam Date	Quintile	Accounting			Agricultural Sciences			Business Studies			Economics			English First Additional Language			Geography			History			Life Sciences			Mathematical Literacy			Mathematics			Physical Sciences		
					Total Wrote	Achieved 30 - 100%	% Achieved at 30% and Above	Total Wrote	Achieved 30 - 100%	% Achieved at 30% and Above	Total Wrote	Achieved 30 - 100%	% Achieved at 30% and Above	Total Wrote	Achieved 30 - 100%	% Achieved at 30% and Above	Total Wrote	Achieved 30 - 100%	% Achieved at 30% and Above	Total Wrote	Achieved 30 - 100%	% Achieved at 30% and Above	Total Wrote	Achieved 30 - 100%	% Achieved at 30% and Above	Total Wrote	Achieved 30 - 100%	% Achieved at 30% and Above	Total Wrote	Achieved 30 - 100%	% Achieved at 30% and Above	Total Wrote	Achieved 30 - 100%	% Achieved at 30% and Above			
GAUTENG WEST	MAGALIESBURG SEC SCHOOL	8400733	2024	5				18	18	100.0	13	10	76.9	10	6	60.0	71	71	100.0	24	22	91.7				39	30	76.9	70	54	77.1	23	14	60.9	16	13	81.3
		8400733	2023	5				4	4	100.0	9	9	100.0	9	7	77.8	32	32	100.0	8	7	87.5				7	6	85.7	33	28	84.8	6	2	33.3	4	3	75.0
	MAGALIESBURG STATE SCHOOL	8251611	2024	3	10	7	70.0				16	15	93.8	10	9	90.0	67	67	100.0	51	51	100.0	41	40	97.6	35	35	100.0	50	47	94.0	17	17	100.0	16	16	100.0
		8251611	2023	3	21	10	47.6				20	18	90.0	21	12	57.1	85	85	100.0	64	55	85.9	50	47	94.0	51	36	70.6	69	60	87.0	16	2	12.5	14	13	92.9
	MANDISA SHICEKA SECONDARY SCHOOL	8252262	2024	5	35	32	91.4				35	34	97.1	35	32	91.4	231	231	100.0	195	190	97.4	55	52	94.5	195	176	90.3	103	98	95.1	123	72	58.5	93	79	84.9
		8252262	2023	5	26	24	92.3				26	26	100.0	26	24	92.3	159	159	100.0	131	125	95.4	37	34	91.9	128	119	93.0	61	53	86.9	90	64	71.1	71	65	91.5
	MATLA COMBINED SCHOOL	8251678	2024	2	15	9	60.0				64	47	73.4	15	11	73.3	86	86	100.0	22	22	100.0				22	22	100.0	64	57	89.1	22	12	54.5	22	15	68.2
		8251678	2023	2	10	9	90.0				59	55	93.2	10	10	100.0	82	82	100.0	23	23	100.0				23	22	95.7	59	55	93.2	23	8	34.8	23	20	87.0
	MOSUPATSELA SECONDARY SCHOOL	8251736	2024	4	29	22	75.9				29	28	96.6	29	24	82.8	222	222	100.0	149	148	99.3	98	95	96.9	193	141	73.1	117	107	91.5	105	78	74.3	95	65	68.4
		8251736	2023	4	30	17	56.7				31	28	90.3	30	20	66.7	308	308	100.0	225	212	94.2	171	143	83.6	277	157	56.7	191	159	83.2	112	52	46.4	106	59	55.7
	PHAHAMA SECONDARY SCHOOL	8270991	2024	3	19	19	100.0				63	60	95.2	40	33	82.5	201	201	100.0	138	133	96.4				151	130	86.1	136	123	90.4	65	52	80.0	41	31	75.6
		8270991	2023	3	13	13	100.0				73	66	90.4	45	41	91.1	252	252	100.0	190	170	89.5				198	143	72.2	168	140	83.3	85	51	60.0	69	59	85.5
	RANDFONTEIN HIGH SCHOOL	8270488	2024	5	32	30	93.8				145	134	92.4							79	75	94.9				105	99	94.3	193	189	97.9	99	82	82.8	59	43	72.9
		8270488	2023	5	21	18	85.7				121	114	94.2							45	45	100.0				83	74	89.2	117	117	100.0	76	62	81.6	49	46	93.9
	RANDFONTEIN SECONDARY SCHOOL	8270025	2024	4	21	21	100.0				96	82	85.4	21	21	100.0	42	42	100.0	82	80	97.6	37	34	91.9	23	22	95.7	107	86	80.4	15	14	93.3	6	6	100.0
		8270025	2023	4	34	22	64.7				104	82	78.8	48	32	66.7	38	38	100.0	91	83	91.2	53	53	100.0	50	36	72.0	143	126	88.1	12	10	83.3	11	10	90.9
	RANDVIEW COLLEGE	8400365	2023	99	1	1	100.0				7	7	100.0	5	5	100.0				13	12	92.3	4	4	100.0	12	6	50.0	8	8	100.0	9	1	11.1	4	4	100.0
	RELEBOGILE SEC SCHOOL	8271528	2024	3	24	16	66.7				24	13	54.2	24	14	58.3	180	180	100.0	156	109	69.9	106	73	68.9	106	51	48.1	125	80	64.0	55	20	36.4	50	25	50.0
		8271528	2023	3	19	9	47.4				19	13	68.4	19	14	73.7	190	190	100.0	171	117	68.4	117	80	68.4	145	75	51.7	135	102	75.6	54	22	40.7	53	32	60.4
	RIETVALLEI EXT 5 SECONDARY SCHOOL	8400524	2024	2	33	15	45.5				78	65	83.3	33	26	78.8	185	185	100.0	107	102	95.3	121	113	93.4	106	82	77.4	144	121	84.0	42	26	61.9	31	20	64.5
8400524		2023	2	17	9	52.9				41	33	80.5	18	15	83.3	132	132	100.0	91	88	96.7	74	66	89.2	90	80	88.9	86	81	94.2	42	26	61.9	40	23	57.5	

Province Districts	Centre Name	Centre Number	Exam Date	Quintile	Accounting			Agricultural Sciences			Business Studies			Economics			English First Additional Language			Geography			History			Life Sciences			Mathematical Literacy			Mathematics			Physical Sciences		
					Total Wrote	Achieved 30 - 100%	% Achieved at 30% and Above	Total Wrote	Achieved 30 - 100%	% Achieved at 30% and Above	Total Wrote	Achieved 30 - 100%	% Achieved at 30% and Above	Total Wrote	Achieved 30 - 100%	% Achieved at 30% and Above	Total Wrote	Achieved 30 - 100%	% Achieved at 30% and Above	Total Wrote	Achieved 30 - 100%	% Achieved at 30% and Above	Total Wrote	Achieved 30 - 100%	% Achieved at 30% and Above	Total Wrote	Achieved 30 - 100%	% Achieved at 30% and Above	Total Wrote	Achieved 30 - 100%	% Achieved at 30% and Above	Total Wrote	Achieved 30 - 100%	% Achieved at 30% and Above			
GAUTENG WEST	ROYAL KINGS SCHOOL KRUGERSDORP BRNCH	8400995	2023	99	2	2	100.0				12	11	91.7	9	6	66.7				4	2	50.0	4	3	75.0	6	4	66.7	10	10	100.0	6	1	16.7	4	1	25.0
	SCHAUMBURG COMBINED SCHOOL	8251835	2024	1							62	59	95.2				62	62	100.0	52	48	92.3				62	44	71.0	33	27	81.8	29	21	72.4	10	7	70.0
		8251835	2023	1							42	41	97.6				42	42	100.0	34	33	97.1				42	26	61.9	31	28	90.3	10	8	80.0	8	4	50.0
	SG MAFAESA SECONDARY SCHOOL	8251892	2024	4	31	25	80.6				54	50	92.6	30	28	93.3	204	204	100.0	172	162	94.2	132	124	93.9	123	103	83.7	161	149	92.5	42	38	90.5	40	31	77.5
		8251892	2023	4	26	23	88.5				41	39	95.1	26	22	84.6	189	189	100.0	162	138	85.2	122	95	77.9	125	94	75.2	132	118	89.4	47	34	72.3	39	32	82.1
	SIMUNYE SEC SCHOOL	8400120	2024	1	7	6	85.7				55	48	87.3	7	6	85.7	81	81	100.0	74	68	91.9				74	52	70.3	55	50	90.9	26	9	34.6	26	14	53.8
		8400120	2023	1	23	16	69.6				94	72	76.6	23	14	60.9	142	142	100.0	120	114	95.0				121	76	62.8	92	75	81.5	52	24	46.2	50	36	72.0
	T M LETLHAKE SEC SCHOOL	8271502	2024	1	4	4	100.0				13	13	100.0	13	10	76.9	242	242	100.0	229	170	74.2	168	123	73.2	60	37	61.7	178	127	71.3	64	17	26.6	61	22	36.1
		8271502	2023	1							14	12	85.7	14	8	57.1	221	221	100.0	209	148	70.8	135	101	74.8	73	47	64.4	149	113	75.8	73	24	32.9	74	39	52.7
	THATHULWAZI WR HIGH SCHOOL	8400222	2024	2	16	8	50.0				29	24	82.8	16	9	56.3	223	223	100.0	194	136	70.1	161	132	82.0	33	31	93.9	189	128	67.7	34	23	67.6	33	31	93.9
		8400222	2023	2	8	3	37.5				20	14	70.0	8	7	87.5	169	169	100.0	147	119	81.0	118	100	84.7	31	29	93.5	137	105	76.6	31	23	74.2	31	27	87.1
	THUTO KITSO COMP	8932124	2024	3	29	24	82.8				41	39	95.1				148	148	100.0	74	72	97.3	54	54	100.0	59	48	81.4	94	85	90.4	26	14	53.8	23	14	60.9
		8932124	2023	3	30	28	93.3				58	50	86.2				219	219	100.0	113	102	90.3	75	73	97.3	95	67	70.5	133	107	80.5	43	28	65.1	43	35	81.4
	THUTO LEFA SECONDARY SCHOOL	8251991	2024	3	36	23	63.9				89	71	79.8	36	25	69.4	247	247	100.0	104	89	85.6	115	102	88.7	110	54	49.1	166	129	77.7	41	18	43.9	35	13	37.1
		8251991	2023	3	32	20	62.5				32	28	87.5	12	11	91.7	193	193	100.0	62	59	95.2	124	110	88.7	73	46	63.0	149	111	74.5	17	6	35.3	11	4	36.4
	THUTO LEHAKWE SEC SCHOOL	8270934	2024	3	13	4	30.8				40	31	77.5	40	22	55.0	200	200	100.0	160	136	85.0	126	105	83.3	96	57	59.4	166	128	77.1	34	21	61.8	34	16	47.1
		8270934	2023	3	10	5	50.0				48	32	66.7	48	26	54.2	215	215	100.0	167	142	85.0	126	81	64.3	106	64	60.4	170	143	84.1	45	25	55.6	41	25	61.0
	THUTO PELE SECONDARY SCHOOL	8400203	2024	2	12	9	75.0				41	40	97.6	54	42	77.8	159	159	100.0	107	105	98.1	65	62	95.4	69	66	95.7	110	97	88.2	51	31	60.8	42	38	90.5
		8400203	2023	2	15	11	73.3				62	59	95.2	74	39	52.7	186	186	100.0	106	97	91.5	89	60	67.4	106	88	83.0	149	134	89.9	31	20	64.5	20	19	95.0

Province Districts	Centre Name	Centre Number	Exam Date	Quintile	Accounting			Agricultural Sciences			Business Studies			Economics			English First Additional Language			Geography			History			Life Sciences			Mathematical Literacy			Mathematics			Physical Sciences			
					Total Wrote	Achieved 30 - 100%	% Achieved at 30% and Above	Total Wrote	Achieved 30 - 100%	% Achieved at 30% and Above	Total Wrote	Achieved 30 - 100%	% Achieved at 30% and Above	Total Wrote	Achieved 30 - 100%	% Achieved at 30% and Above	Total Wrote	Achieved 30 - 100%	% Achieved at 30% and Above	Total Wrote	Achieved 30 - 100%	% Achieved at 30% and Above	Total Wrote	Achieved 30 - 100%	% Achieved at 30% and Above	Total Wrote	Achieved 30 - 100%	% Achieved at 30% and Above	Total Wrote	Achieved 30 - 100%	% Achieved at 30% and Above	Total Wrote	Achieved 30 - 100%	% Achieved at 30% and Above				
GAUTENG WEST	TOWNVIEW HIGH SCHOOL	8251124	2024	5	20	17	85.0	27	23	85.2	82	79	96.3	36	25	69.4				37	37	100.0	28	28	100.0	94	66	70.2	79	78	98.7	112	35	31.3	75	28	37.3	
		8251124	2023	5	16	13	81.3				71	61	85.9	35	21	60.0				38	38	100.0				85	73	85.9	58	56	96.6	77	36	46.8	52	36	69.2	
	TSWASONGU SECONDARY SCHOOL	8271148	2024	3	14	10	71.4				50	43	86.0	50	27	54.0	219	219	100.0	168	143	85.1	179	165	92.2	169	104	61.5	193	167	86.5	26	14	53.8	25	21	84.0	
		8271148	2023	3	23	8	34.8				47	44	93.6	46	28	60.9	166	165	99.4	118	105	89.0	111	108	97.3	117	84	71.8	134	113	84.3	27	19	70.4	28	23	82.1	
	VINE CHRISTIAN SCHOOL	8400655	2023	99							2	1	50.0	1	0	0.0				1	1	100.0	2	1	50.0							2	0	0.0				
	WEDELA TECHNICAL HIGH SCHOOL	8932332	2024	3	51	23	45.1				52	48	92.3	30	20	66.7	186	186	100.0	64	56	87.5				64	58	90.6	54	47	87.0	36	12	33.3	36	26	72.2	
8932332		2023	3	48	30	62.5				48	43	89.6	24	12	50.0	124	123	99.2	36	35	97.2				36	35	97.2	41	38	92.7	51	13	25.5	44	28	63.6		
JOHANNESBURG CENTRAL	ACUDEO COLLEGE PROTEA GLEN	8400969	2024	99	13	9	69.2				25	25	100.0							22	21	95.5	13	9	69.2	18	11	61.1	30	29	96.7	22	9	40.9	14	7	50.0	
		8400969	2023	99							21	19	90.5								22	17	77.3				12	11	91.7	18	18	100.0	16	6	37.5	13	10	76.9
	ADELAIDE TAMBO (J C MERKIN WHITE CITY)	8133652	2024	99	5	5	100.0				8	5	62.5	8	6	75.0	26	26	100.0	11	9	81.8	15	14	93.3	18	8	44.4	15	9	60.0	11	6	54.5	6	2	33.3	
		8133652	2023	99	4	2	50.0				9	7	77.8	11	6	54.5	25	25	100.0	11	8	72.7	16	13	81.3	15	5	33.3	18	12	66.7	8	2	25.0	6	2	33.3	
	AL HUDA ACADEMY	8400709	2024	99	2	2	100.0				7	7	100.0																									
		8400709	2023	99	2	2	100.0				6	6	100.0																									
	ALLIED SCHOOL	8400620	2024	99							15	12	80.0	5	3	60.0																						
	ALTMONT TECHNICAL HIGH SCHOOL	8121210	2024	1	27	25	92.6				102	93	91.2	50	31	62.0	160	160	100.0	82	77	93.9	40	38	95.0	52	44	84.6	102	96	94.1	27	24	88.9	27	23	85.2	
		8121210	2023	1	29	25	86.2				133	104	78.2	89	42	47.2	203	203	100.0	71	59	83.1	90	77	85.6	40	31	77.5	130	115	88.5	42	36	85.7	39	33	84.6	
	AURORA COMPREHENSIVE SCHOOL	8110536	2024	3	20	20	100.0				70	64	91.4	20	15	75.0	127	127	100.0	57	47	82.5	40	35	87.5	34	32	94.1	73	57	78.1	54	31	57.4	34	22	64.7	
8110536		2023	3	28	17	60.7				64	59	92.2	28	17	60.7	153	153	100.0	89	72	80.9	56	51	91.1	33	33	100.0	92	74	80.4	61	27	44.3	33	26	78.8		
BASA PROTEA GLEN (INDEP CENTRE)	8400820	2024	99	13	12	92.3				51	51	100.0	36	28	77.8	51	51	100.0	60	60	100.0	60	55	91.7	81	71	87.7	82	80	97.6	46	43	93.5	36	32	88.9		
	8400820	2023	99	25	18	72.0				59	58	98.3	55	42	76.4	52	52	100.0	53	53	100.0	40	35	87.5	61	49	80.3	66	65	98.5	53	49	92.5	35	33	94.3		

Province Districts	Centre Name	Centre Number	Exam Date	Quintile	Accounting			Agricultural Sciences			Business Studies			Economics			English First Additional Language			Geography			History			Life Sciences			Mathematical Literacy			Mathematics			Physical Sciences			
					Total Wrote	Achieved 30 - 100%	% Achieved at 30% and Above	Total Wrote	Achieved 30 - 100%	% Achieved at 30% and Above	Total Wrote	Achieved 30 - 100%	% Achieved at 30% and Above	Total Wrote	Achieved 30 - 100%	% Achieved at 30% and Above	Total Wrote	Achieved 30 - 100%	% Achieved at 30% and Above	Total Wrote	Achieved 30 - 100%	% Achieved at 30% and Above	Total Wrote	Achieved 30 - 100%	% Achieved at 30% and Above	Total Wrote	Achieved 30 - 100%	% Achieved at 30% and Above	Total Wrote	Achieved 30 - 100%	% Achieved at 30% and Above	Total Wrote	Achieved 30 - 100%	% Achieved at 30% and Above				
JOHANNESBURG CENTRAL	BHUKULANI SECONDARY SCHOOL	8121236	2024	3	39	32	82.1				68	59	86.8	35	31	88.6	229	229	100.0	161	154	95.7	135	129	95.6	157	123	78.3	155	141	91.0	74	55	74.3	59	42	71.2	
		8121236	2023	3	59	41	69.5				78	71	91.0	49	42	85.7	220	220	100.0	142	130	91.5	115	106	92.2	132	107	81.1	148	127	85.8	72	54	75.0	56	48	85.7	
	CURRO ACADEMY PROTEA GLEN	8401060	2024	99	22	22	100.0				69	67	97.1	25	24	96.0				20	20	100.0	43	42	97.7	80	77	96.3	81	81	100.0	42	42	100.0	28	28	100.0	
		8401060	2023	99	8	8	100.0				45	45	100.0	17	16	94.1				17	17	100.0	22	22	100.0	41	37	90.2	42	42	100.0	29	28	96.6	21	21	100.0	
	CURTIS NKONDO SEC SCHOOL	8400876	2024	1	84	78	92.9				22	22	100.0	22	22	100.0																123	85	69.1	102	59	57.8	
		8400876	2023	1	115	112	97.4				24	24	100.0	24	22	91.7																172	113	65.7	148	104	70.3	
	DALIWONGA SECONDARY SCHOOL	8132043	2024	4	23	21	91.3				83	79	95.2	83	68	81.9	196	196	100.0	132	129	97.7	89	78	87.6	51	51	100.0	172	154	89.5	24	24	100.0	24	23	95.8	
		8132043	2023	4	32	26	81.3				74	61	82.4	74	44	59.5	161	161	100.0	92	80	87.0	72	50	69.4	45	45	100.0	140	107	76.4	21	16	76.2	15	15	100.0	
	DR BEYERS NAUDE SECONDARY SCHOOL	8132746	2024	4	18	16	88.9				35	25	71.4	28	18	64.3	66	66	100.0	31	31	100.0	22	21	95.5	16	16	100.0	50	42	84.0	16	12	75.0	16	10	62.5	
		8132746	2023	4	16	8	50.0				35	28	80.0	19	14	73.7	78	76	97.4	43	35	81.4	42	28	66.7	17	17	100.0	58	40	69.0	20	15	75.0	17	15	88.2	
	DR BW VILAKAZI SECONDARY SCHOOL	8110601	2024	3	30	26	86.7				81	64	79.0	44	38	86.4	145	145	100.0	63	51	81.0	89	68	76.4	13	11	84.6	130	109	83.8	16	13	81.3	13	7	53.8	
		8110601	2023	3	14	12	85.7				41	33	80.5	28	18	64.3	106	106	100.0	63	51	81.0	56	39	69.6	22	16	72.7	82	62	75.6	23	14	60.9	22	15	68.2	
	ELDOMAINE HIGH SCHOOL	8120030	2024	4							60	48	80.0							102	98	96.1	125	117	93.6	101	76	75.2	125	109	87.2	37	25	67.6	37	19	51.4	
		8120030	2023	4							102	67	65.7							99	92	92.9	165	141	85.5	99	61	61.6	165	134	81.2	36	18	50.0	36	24	66.7	
	ELDORADO PARK SECONDARY SCHOOL	8120097	2024	4	10	8	80.0				82	69	84.1	82	37	45.1				96	86	89.6	76	63	82.9	21	19	90.5	155	123	79.4	24	15	62.5	21	10	47.6	
		8120097	2023	4	19	11	57.9				78	56	71.8	77	34	44.2				87	73	83.9	61	40	65.6	28	28	100.0	131	100	76.3	36	21	58.3	28	22	78.6	
	EMDENI SECONDARY SCHOOL	8110643	2024	4	17	14	82.4				50	46	92.0	37	23	62.2	100	100	100.0	52	48	92.3	33	29	87.9	29	26	89.7	69	54	78.3	31	20	64.5	25	21	84.0	
		8110643	2023	4	23	16	69.6				54	50	92.6	48	30	62.5	114	114	100.0	62	56	90.3	48	34	70.8	32	25	78.1	90	80	88.9	26	18	69.2	20	15	75.0	
	ESPOIR ACADEMY	8400903	2024	99							3	3	100.0																									
	FOREST HIGH SCHOOL	8120501	2024	5	51	21	41.2				99	87	87.9																									
8120501		2023	5	47	31	66.0				113	98	86.7																										

Province Districts	Centre Name	Centre Number	Exam Date	Quintile	Accounting			Agricultural Sciences			Business Studies			Economics			English First Additional Language			Geography			History			Life Sciences			Mathematical Literacy			Mathematics			Physical Sciences					
					Total Wrote	Achieved 30 - 100%	% Achieved at 30% and Above	Total Wrote	Achieved 30 - 100%	% Achieved at 30% and Above	Total Wrote	Achieved 30 - 100%	% Achieved at 30% and Above	Total Wrote	Achieved 30 - 100%	% Achieved at 30% and Above	Total Wrote	Achieved 30 - 100%	% Achieved at 30% and Above	Total Wrote	Achieved 30 - 100%	% Achieved at 30% and Above	Total Wrote	Achieved 30 - 100%	% Achieved at 30% and Above	Total Wrote	Achieved 30 - 100%	% Achieved at 30% and Above	Total Wrote	Achieved 30 - 100%	% Achieved at 30% and Above	Total Wrote	Achieved 30 - 100%	% Achieved at 30% and Above						
JOHANNESBURG CENTRAL	FREEDOM PARK SECONDARY SCHOOL	8400531	2024	1	30	14	46.7				70	62	88.6	30	24	80.0	146	146	100.0	76	71	93.4	87	82	94.3	29	29	100.0	110	91	82.7	35	23	65.7	29	23	79.3			
		8400531	2023	1	21	14	66.7				57	47	82.5	21	19	90.5	202	202	100.0	145	122	84.1	151	139	92.1	30	30	100.0	170	139	81.8	32	25	78.1	30	25	83.3			
	HO&RSKOOL DIE FAKKEL	8120550	2024	5	25	20	80.0				116	101	87.1	24	19	79.2				72	65	90.3	104	85	81.7	73	61	83.6	171	159	93.0	22	21	95.5	15	13	86.7			
		8120550	2023	5	26	24	92.3				131	103	78.6	32	27	84.4				52	50	96.2	86	73	84.9	73	60	82.2	151	132	87.4	52	30	57.7	31	29	93.5			
	HO&RSKOOL PRESIDENT	8120576	2024	5	48	39	81.3				244	227	93.0	68	55	80.9				52	49	94.2	145	132	91.0	172	150	87.2	302	297	98.3	119	108	90.8	71	61	85.9			
		8120576	2023	5	30	26	86.7				189	183	96.8	46	39	84.8				30	28	93.3	110	101	91.8	123	107	87.0	208	207	99.5	103	92	89.3	49	44	89.8			
	IBHONGO SECONDARY SCHOOL	8121392	2024	2	28	27	96.4				99	96	97.0	45	34	75.6	224	224	100.0	150	129	86.0	169	156	92.3	125	82	65.6	186	175	94.1	38	24	63.2	27	20	74.1			
		8121392	2023	2	21	16	76.2				59	55	93.2	32	21	65.6	208	208	100.0	159	141	88.7	152	142	93.4	150	89	59.3	169	147	87.0	39	29	74.4	35	29	82.9			
	JABULANI TECHNICAL SECONDARY SCHOOL	8121442	2024	5													116	116	100.0																35	22	62.9	35	25	71.4
		8121442	2023	5													123	123	100.0																28	20	71.4	28	22	78.6
	KENNILWORTH SECONDARY SCHOOL	8400107	2024	5	20	20	100.0				93	92	98.9	49	45	91.8				62	62	100.0	74	72	97.3	20	20	100.0	88	88	100.0	23	22	95.7	19	16	84.2			
		8400107	2023	5	25	22	88.0				84	83	98.8	34	30	88.2				71	70	98.6	67	66	98.5	22	22	100.0	80	80	100.0	26	26	100.0	21	20	95.2			
	KLIPSPRUIT-WES SECONDARY SCHOOL	8120188	2024	4							30	22	73.3							30	26	86.7	74	41	55.4	30	20	66.7	88	62	70.5	16	3	18.8	16	8	50.0			
		8120188	2023	4							40	22	55.0							70	55	78.6	90	40	44.4	22	12	54.5	89	51	57.3	22	7	31.8	22	11	50.0			
	KLIPTOWN SECONDARY SCHOOL	8120204	2024	4	22	18	81.8				66	63	95.5							130	102	78.5	26	25	96.2	162	70	43.2	173	153	88.4	38	31	81.6	26	14	53.8			
		8120204	2023	4							48	47	97.9							164	137	83.5	66	56	84.8	146	100	68.5	178	161	90.4	29	26	89.7	29	25	86.2			
	KWAEDANGENDLALE SECONDARY SCHOOL	8110510	2024	3	36	34	94.4				114	109	95.6	81	72	88.9	210	210	100.0	129	125	96.9	110	108	98.2	129	95	73.6	173	164	94.8	37	26	70.3	31	28	90.3			
		8110510	2023	3	29	27	93.1				86	66	76.7	68	42	61.8	215	215	100.0	147	119	81.0	139	121	87.1	147	63	42.9	183	144	78.7	32	27	84.4	29	20	69.0			
	LANCEA VALE SECONDARY SCHOOL	8120212	2024	4	12	11	91.7				76	63	82.9	12	12	100.0				66	55	83.3	106	99	93.4	82	59	72.0	119	115	96.6	23	10	43.5	21	17	81.0			
		8120212	2023	4	13	9	69.2				94	79	84.0							66	59	89.4	96	89	92.7	112	85	75.9	124	116	93.5	34	26	76.5	34	29	85.3			



Province Districts	Centre Name	Centre Number	Exam Date	Quintile	Accounting			Agricultural Sciences			Business Studies			Economics			English First Additional Language			Geography			History			Life Sciences			Mathematical Literacy			Mathematics			Physical Sciences		
					Total Wrote	Achieved 30 - 100%	% Achieved at 30% and Above	Total Wrote	Achieved 30 - 100%	% Achieved at 30% and Above	Total Wrote	Achieved 30 - 100%	% Achieved at 30% and Above	Total Wrote	Achieved 30 - 100%	% Achieved at 30% and Above	Total Wrote	Achieved 30 - 100%	% Achieved at 30% and Above	Total Wrote	Achieved 30 - 100%	% Achieved at 30% and Above	Total Wrote	Achieved 30 - 100%	% Achieved at 30% and Above	Total Wrote	Achieved 30 - 100%	% Achieved at 30% and Above	Total Wrote	Achieved 30 - 100%	% Achieved at 30% and Above	Total Wrote	Achieved 30 - 100%	% Achieved at 30% and Above			
JOHANNESBURG CENTRAL	LAVELA SECONDARY SCHOOL	8110874	2024	3	11	11	100.0				42	33	78.6	42	26	61.9	113	113	100.0	71	66	93.0	37	30	81.1	49	40	81.6	75	66	88.0	38	30	78.9	34	19	55.9
		8110874	2023	3	10	10	100.0				33	27	81.8	25	20	80.0	123	123	100.0	97	93	95.9	59	50	84.7	65	37	56.9	81	73	90.1	42	28	66.7	38	24	63.2
	LENASIA SECONDARY SCHOOL	8110155	2024	5	37	37	100.0				112	112	100.0							108	108	100.0	28	28	100.0	145	142	97.9	96	96	100.0	77	71	92.2	61	55	90.2
		8110155	2023	5	33	33	100.0				136	135	99.3							129	129	100.0	34	33	97.1	162	158	97.5	109	109	100.0	87	75	86.2	60	55	91.7
	LENZ PUBLIC SCHOOL	8110890	2024	4	16	11	68.8				103	97	94.2	16	13	81.3				71	70	98.6	42	41	97.6	71	63	88.7	98	96	98.0	31	31	100.0	26	22	84.6
		8110890	2023	4	14	10	71.4				93	83	89.2	14	11	78.6				61	57	93.4	52	46	88.5	62	54	87.1	86	77	89.5	40	34	85.0	33	33	100.0
	LETARE SECONDARY SCHOOL	8121491	2024	4	12	12	100.0				36	26	72.2	12	9	75.0	75	75	100.0	39	33	84.6	31	26	83.9	8	8	100.0	63	56	88.9	12	11	91.7	8	6	75.0
		8121491	2023	4	7	7	100.0				30	24	80.0	7	5	71.4	73	73	100.0	44	40	90.9	25	22	88.0	19	17	89.5	54	49	90.7	20	15	75.0	19	9	47.4
	MAFORI MPHAHLELE COMPREHENSIVE SCHOOL	8121525	2024	4	22	17	77.3				81	80	98.8	56	56	100.0	148	148	100.0	67	63	94.0	97	97	100.0	92	63	68.5	115	106	92.2	33	20	60.6	29	26	89.7
		8121525	2023	4	34	16	47.1				130	119	91.5	49	45	91.8	253	253	100.0	124	114	91.9	169	152	89.9	205	96	46.8	201	169	84.1	53	36	67.9	51	32	62.7
	MAPETLA HIGH SCHOOL	8110999	2024	4	34	24	70.6				54	49	90.7	54	21	38.9	209	209	100.0	155	117	75.5	112	83	74.1	95	80	84.2	164	122	74.4	45	36	80.0	43	23	53.5
		8110999	2023	4	35	15	42.9				35	28	80.0	35	23	65.7	203	203	100.0	167	111	66.5	126	72	57.1	119	79	66.4	156	110	70.5	47	26	55.3	41	28	68.3
	MH JOOSUB TECHNICAL SECONDARY SCHOOL	8110247	2024	4	22	15	68.2				113	104	92.0	40	22	55.0				102	95	93.1	69	65	94.2	73	63	86.3	111	102	91.9	42	32	76.2	40	31	77.5
		8110247	2023	4	31	22	71.0				112	100	89.3	59	40	67.8				57	51	89.5	66	58	87.9	65	42	64.6	96	87	90.6	43	21	48.8	27	17	63.0
	MISSOURILAAN SECONDARY SCHOOL	8120253	2024	4							77	48	62.3							87	77	88.5	45	38	84.4	55	40	72.7	122	103	84.4	33	18	54.5	30	18	60.0
		8120253	2023	4							77	48	62.3							87	77	88.5	45	38	84.4	55	40	72.7	122	103	84.4	33	18	54.5	30	18	60.0
	MNCUBE SECONDARY SCHOOL	8132498	2024	4	15	13	86.7				15	12	80.0	15	14	93.3	75	75	100.0	60	57	95.0	47	29	61.7	13	13	100.0	61	51	83.6	14	11	78.6	13	12	92.3
		8132498	2023	4	15	9	60.0				15	12	80.0	15	11	73.3	65	65	100.0	50	48	96.0	38	25	65.8	12	12	100.0	50	46	92.0	15	4	26.7	12	6	50.0
	MOLETSANE SECONDARY SCHOOL	8121574	2024	4	59	57	96.6				59	59	100.0	59	58	98.3	182	182	100.0	123	122	99.2	65	65	100.0	123	117	95.1	107	107	100.0	75	69	92.0	58	55	94.8
		8121574	2023	4	33	32	97.0				33	33	100.0	33	33	100.0	169	169	100.0	136	135	99.3	84	84	100.0	136	112	82.4	112	111	99.1	57	51	89.5	51	46	90.2



Province Districts	Centre Name	Centre Number	Exam Date	Quintile	Accounting			Agricultural Sciences			Business Studies			Economics			English First Additional Language			Geography			History			Life Sciences			Mathematical Literacy			Mathematics			Physical Sciences		
					Total Wrote	Achieved 30 - 100%	% Achieved at 30% and Above	Total Wrote	Achieved 30 - 100%	% Achieved at 30% and Above	Total Wrote	Achieved 30 - 100%	% Achieved at 30% and Above	Total Wrote	Achieved 30 - 100%	% Achieved at 30% and Above	Total Wrote	Achieved 30 - 100%	% Achieved at 30% and Above	Total Wrote	Achieved 30 - 100%	% Achieved at 30% and Above	Total Wrote	Achieved 30 - 100%	% Achieved at 30% and Above	Total Wrote	Achieved 30 - 100%	% Achieved at 30% and Above	Total Wrote	Achieved 30 - 100%	% Achieved at 30% and Above	Total Wrote	Achieved 30 - 100%	% Achieved at 30% and Above			
JOHANNESBURG CENTRAL	MONDEOR HIGH SCHOOL	8120840	2024	5	55	38	69.1				199	189	95.0						100	98	98.0	101	93	92.1	185	130	70.3	178	176	98.9	93	64	68.8	60	46	76.7	
		8120840	2023	5	92	65	70.7				199	189	95.0							88	85	96.6	111	105	94.6	210	166	79.0	205	204	99.5	105	89	84.8	68	52	76.5
	MORRIS ISAACSON SECONDARY SCHOOL	8132571	2024	3	30	21	70.0				104	88	84.6	30	25	83.3	134	134	100.0	104	92	88.5	74	72	97.3	30	28	93.3	102	94	92.2	32	12	37.5	30	20	66.7
		8132571	2023	3	23	17	73.9				105	79	75.2	23	15	65.2	139	139	100.0	116	86	74.1	82	70	85.4	34	28	82.4	97	69	71.1	43	24	55.8	34	25	73.5
	NALEDI SECONDARY SCHOOL	8111112	2024	4	22	17	77.3				53	45	84.9	23	22	95.7	107	107	100.0	54	40	74.1	61	53	86.9	26	20	76.9	76	66	86.8	31	17	54.8	23	14	60.9
		8111112	2023	4	15	12	80.0				33	28	84.8	15	14	93.3	85	85	100.0	52	46	88.5	48	44	91.7	22	19	86.4	58	48	82.8	27	17	63.0	22	16	72.7
	NEW GENERATION SCHOOL	8400696	2024	99	8	5	62.5				25	25	100.0										8	8	100.0	20	20	100.0	31	31	100.0	14	11	78.6	12	10	83.3
		8400696	2023	99	6	5	83.3				21	18	85.7												20	14	70.0	18	18	100.0	8	7	87.5	5	5	100.0	
	NGHUNGHUNYANI COMPREHENSIVE	8111120	2024	3	10	6	60.0				41	36	87.8	21	11	52.4	115	115	100.0	96	72	75.0	60	51	85.0	76	56	73.7	98	86	87.8	19	14	73.7	16	11	68.8
		8111120	2023	3	19	12	63.2				42	33	78.6	31	11	35.5	95	95	100.0	64	44	68.8	33	26	78.8	53	41	77.4	70	59	84.3	25	20	80.0	20	13	65.0
	NIRVANA SECONDARY SCHOOL	8110262	2024	5	28	26	92.9				44	44	100.0							99	96	97.0	98	97	99.0	124	107	86.3	98	94	95.9	93	51	54.8	82	56	68.3
		8110262	2023	5	46	39	84.8				133	128	96.2							72	66	91.7	91	87	95.6	151	109	72.2	105	96	91.4	76	48	63.2	48	39	81.3
	NUR-UL-ISLAM SCHOOL	8111666	2024	99							5	5	100.0												7	7	100.0	2	2	100.0	6	6	100.0	3	3	100.0	
		8111666	2023	99							3	3	100.0							4	4	100.0				4	4	100.0	3	3	100.0	1	1	100.0	1	1	100.0
	PACE SECONDARY PRIVATE SCHOOL	8121665	2024	4	82	71	86.6				125	119	95.2	126	115	91.3													52	49	94.2	98	50	51.0			
		8121665	2023	4	43	35	81.4				106	103	97.2	97	81	83.5													57	54	94.7	65	37	56.9			
	PHAFOGANG SECONDARY SCHOOL	8121681	2024	4	11	5	45.5				32	28	87.5	11	6	54.5	118	118	100.0	86	52	60.5	92	71	77.2	28	23	82.1	92	73	79.3	26	10	38.5	15	7	46.7
		8121681	2023	4	18	9	50.0				18	15	83.3	18	6	33.3	90	89	98.9	74	48	64.9	51	30	58.8	34	26	76.5	54	26	48.1	39	7	17.9	21	10	47.6
	PROTEA GLEN SECONDARY NO 2	8400913	2024	5	34	29	85.3				34	34	100.0	34	33	97.1				156	155	99.4	81	76	93.8	156	133	85.3	106	105	99.1	84	81	96.4	74	64	86.5
		8400913	2023	5	23	9	39.1				23	22	95.7	23	20	87.0				84	83	98.8	51	49	96.1	84	66	78.6	65	64	98.5	42	39	92.9	33	33	100.0

Province Districts	Centre Name	Centre Number	Exam Date	Quintile	Accounting			Agricultural Sciences			Business Studies			Economics			English First Additional Language			Geography			History			Life Sciences			Mathematical Literacy			Mathematics			Physical Sciences					
					Total Wrote	Achieved 30 - 100%	% Achieved at 30% and Above	Total Wrote	Achieved 30 - 100%	% Achieved at 30% and Above	Total Wrote	Achieved 30 - 100%	% Achieved at 30% and Above	Total Wrote	Achieved 30 - 100%	% Achieved at 30% and Above	Total Wrote	Achieved 30 - 100%	% Achieved at 30% and Above	Total Wrote	Achieved 30 - 100%	% Achieved at 30% and Above	Total Wrote	Achieved 30 - 100%	% Achieved at 30% and Above	Total Wrote	Achieved 30 - 100%	% Achieved at 30% and Above	Total Wrote	Achieved 30 - 100%	% Achieved at 30% and Above	Total Wrote	Achieved 30 - 100%	% Achieved at 30% and Above						
JOHANNESBURG CENTRAL	PROTEA GLEN SECONDARY SCHOOL	8400244	2024	5	23	20	87.0				174	164	94.3	23	19	82.6	248	248	100.0	74	70	94.6	151	126	83.4	74	62	83.8	151	124	82.1	97	57	58.8	74	43	58.1			
		8400244	2023	5	26	16	61.5				213	178	83.6	26	22	84.6	285	284	99.6	72	72	100.0	187	146	78.1	72	67	93.1	187	138	73.8	98	57	58.2	72	54	75.0			
	PRUDENS SECONDARY SCHOOL	8111195	2024	3	24	24	100.0				54	54	100.0	27	23	85.2	141	141	100.0	97	96	99.0	78	78	100.0	36	35	97.2	105	94	89.5	36	19	52.8	24	13	54.2			
		8111195	2023	3	28	27	96.4				68	58	85.3	25	17	68.0	126	126	100.0	61	61	100.0	60	60	100.0	41	41	100.0	85	73	85.9	41	27	65.9	31	28	90.3			
	REASOMA SEC SCHOOL	8111203	2024	5	36	27	75.0				139	113	81.3	96	64	66.7	225	225	100.0	53	52	98.1	89	87	97.8	85	58	68.2	181	158	87.3	44	35	79.5	39	23	59.0			
		8111203	2023	5	35	25	71.4				122	88	72.1	70	31	44.3	217	216	99.5	95	84	88.4	117	80	68.4	31	30	96.8	176	125	71.0	40	32	80.0	31	25	80.6			
	REDWOOD ACADEMY	8400891	2024	99	5	5	100.0				21	20	95.2										21	21	100.0	21	21	100.0	20	20	100.0	12	12	100.0	8	8	100.0			
	RIDGEWAY MUSLIM SCHOOL	8400804	2024	99	3	3	100.0				5	5	100.0										5	5	100.0	6	6	100.0	3	3	100.0	5	5	100.0	3	2	66.7			
		8400804	2023	99	4	4	100.0				10	10	100.0										10	10	100.0	9	9	100.0	8	8	100.0	6	6	100.0	4	4	100.0			
	SEANA MARENA SECONDARY SCHOOL	8111237	2024	4	15	12	80.0				65	59	90.8	15	11	73.3	110	110	100.0	69	65	94.2	81	73	90.1	45	38	84.4	92	79	85.9	18	12	66.7	14	12	85.7			
		8111237	2023	4	17	13	76.5				40	38	95.0	17	15	88.2	77	77	100.0	60	50	83.3	51	46	90.2	37	31	83.8	68	60	88.2	9	9	100.0	9	9	100.0			
	SEKANONTOANE SECONDARY SCHOOL	8111252	2024	4	25	24	96.0				75	75	100.0	75	56	74.7	194	194	100.0	119	105	88.2	136	109	80.1	119	74	62.2	143	131	91.6	51	32	62.7	32	24	75.0			
		8111252	2023	4	10	9	90.0				41	41	100.0	41	35	85.4	174	174	100.0	133	113	85.0	121	102	84.3	133	76	57.1	121	111	91.7	53	22	41.5	43	29	67.4			
	SENAOANE SECONDARY SCHOOL	8111260	2024	4	17	7	41.2				65	59	90.8	17	13	76.5	151	150	99.3	38	35	92.1	97	81	83.5	86	56	65.1	97	78	80.4	55	15	27.3	38	22	57.9			
		8111260	2023	4	18	12	66.7				93	80	86.0	18	16	88.9	175	175	100.0	25	19	76.0	133	103	77.4	83	38	45.8	133	95	71.4	43	12	27.9	25	13	52.0			
	SHREE BHARAT SHARDA MANDIR IND SCHOO	8111682	2024	99	7	7	100.0				12	11	91.7										6	6	100.0				7	7	100.0	1	1	100.0	20	18	90.0	18	18	100.0
		8111682	2023	99	12	12	100.0				11	11	100.0										8	8	100.0				22	22	100.0	1	1	100.0	28	28	100.0	24	24	100.0
	SILVER OAKS SECONDARY SCHOOL	8120303	2024	4	14	7	50.0				84	77	91.7	14	12	85.7	51	51	100.0	59	53	89.8	85	77	90.6	66	49	74.2	123	103	83.7	25	19	76.0	20	15	75.0			
		8120303	2023	4	23	16	69.6				127	98	77.2	47	33	70.2	36	36	100.0	94	65	69.1	139	92	66.2	100	41	41.0	181	145	80.1	32	19	59.4	20	12	60.0			

Province Districts	Centre Name	Centre Number	Exam Date	Quintile	Accounting			Agricultural Sciences			Business Studies			Economics			English First Additional Language			Geography			History			Life Sciences			Mathematical Literacy			Mathematics			Physical Sciences		
					Total Wrote	Achieved 30 - 100%	% Achieved at 30% and Above	Total Wrote	Achieved 30 - 100%	% Achieved at 30% and Above	Total Wrote	Achieved 30 - 100%	% Achieved at 30% and Above	Total Wrote	Achieved 30 - 100%	% Achieved at 30% and Above	Total Wrote	Achieved 30 - 100%	% Achieved at 30% and Above	Total Wrote	Achieved 30 - 100%	% Achieved at 30% and Above	Total Wrote	Achieved 30 - 100%	% Achieved at 30% and Above	Total Wrote	Achieved 30 - 100%	% Achieved at 30% and Above	Total Wrote	Achieved 30 - 100%	% Achieved at 30% and Above	Total Wrote	Achieved 30 - 100%	% Achieved at 30% and Above			
JOHANNESBURG CENTRAL	SIR JOHN ADAMSON HIGH SCHOOL	8121061	2024	5	46	43	93.5				132	115	87.1	74	60	81.1				89	89	100.0	70	67	95.7	134	102	76.1	154	149	96.8	124	63	50.8	65	45	69.2
		8121061	2023	5	49	44	89.8				120	108	90.0	82	66	80.5				104	103	99.0	66	56	84.8	137	107	78.1	158	150	94.9	110	63	57.3	72	59	81.9
	ST MATTHEWS PRIVATE SECONDARY SCHOOL	8133033	2024	99	61	58	95.1				101	100	99.0				126	126	100.0				65	62	95.4	90	88	97.8	91	90	98.9	35	32	91.4	25	24	96.0
		8133033	2023	99	49	49	100.0				95	95	100.0				121	121	100.0				72	70	97.2	79	79	100.0	74	73	98.6	47	40	85.1	26	26	100.0
	TETELO SECONDARY SCHOOL	8111328	2024	5	21	18	85.7				21	21	100.0	21	19	90.5	172	172	100.0	131	127	96.9	86	84	97.7	131	109	83.2	106	104	98.1	46	25	54.3	45	34	75.6
		8111328	2023	5	24	19	79.2				24	23	95.8	24	23	95.8	167	167	100.0	121	115	95.0	93	88	94.6	121	99	81.8	111	105	94.6	34	28	82.4	28	25	89.3
	THABO SECONDARY SCHOOL	8111344	2024	4	5	2	40.0				18	18	100.0	7	6	85.7	50	50	100.0	32	30	93.8	36	36	100.0	17	16	94.1	43	37	86.0	7	2	28.6	7	6	85.7
		8111344	2023	4	7	3	42.9				31	27	87.1	13	7	53.8	62	62	100.0	31	27	87.1	40	35	87.5	19	17	89.5	52	39	75.0	10	4	40.0	9	9	100.0
	THOMAS MOFOLO SECONDARY SCHOOL	8111377	2024	4	25	15	60.0				90	65	72.2	38	21	55.3	155	155	100.0	36	36	100.0	81	77	95.1	36	28	77.8	110	89	80.9	45	26	57.8	36	16	44.4
		8111377	2023	4	11	6	54.5				66	57	86.4	24	14	58.3	120	120	100.0	33	29	87.9	63	59	93.7	33	23	69.7	76	65	85.5	44	22	50.0	33	16	48.5
	THUBELIHLE SEC SCHOOL	8132159	2024	3	18	17	94.4				18	18	100.0	18	17	94.4	130	130	100.0	112	86	76.8	89	66	74.2	23	22	95.7	105	88	83.8	25	17	68.0	23	16	69.6
		8132159	2023	3	12	12	100.0				12	12	100.0	12	12	100.0	133	133	100.0	121	105	86.8	102	90	88.2	19	18	94.7	112	87	77.7	21	15	71.4	19	17	89.5
	TLHATLHOGANG SECONDARY SCHOOL	8133181	2024	3	28	22	78.6				66	59	89.4	44	33	75.0	193	193	100.0	126	95	75.4	105	84	80.0	74	57	77.0	139	106	76.3	54	37	68.5	44	24	54.5
		8133181	2023	3	21	17	81.0				53	36	67.9	46	25	54.3	161	160	99.4	102	72	70.6	91	74	81.3	49	41	83.7	131	108	82.4	31	24	77.4	25	21	84.0

Province Districts	Centre Name	Centre Number	Exam Date	Quintile	Accounting			Agricultural Sciences			Business Studies			Economics			English First Additional Language			Geography			History			Life Sciences			Mathematical Literacy			Mathematics			Physical Sciences		
					Total Wrote	Achieved 30 - 100%	% Achieved at 30% and Above	Total Wrote	Achieved 30 - 100%	% Achieved at 30% and Above	Total Wrote	Achieved 30 - 100%	% Achieved at 30% and Above	Total Wrote	Achieved 30 - 100%	% Achieved at 30% and Above	Total Wrote	Achieved 30 - 100%	% Achieved at 30% and Above	Total Wrote	Achieved 30 - 100%	% Achieved at 30% and Above	Total Wrote	Achieved 30 - 100%	% Achieved at 30% and Above	Total Wrote	Achieved 30 - 100%	% Achieved at 30% and Above	Total Wrote	Achieved 30 - 100%	% Achieved at 30% and Above	Total Wrote	Achieved 30 - 100%	% Achieved at 30% and Above			
JOHANNESBURG CENTRAL	TOPAZ SECONDARY SCHOOL	8110320	2024	5	17	16	94.1				57	56	98.2						100	92	92.0	39	38	97.4	60	57	95.0	79	72	91.1	38	23	60.5	21	16	76.2	
		8110320	2023	5	12	10	83.3				61	51	83.6							140	116	82.9	56	51	91.1	91	75	82.4	105	87	82.9	47	30	63.8	35	25	71.4
	TRINITY SECONDARY SCHOOL	8110338	2024	5	106	85	80.2				148	146	98.6	137	124	90.5							72	71	98.6	64	56	87.5	128	127	99.2	59	41	69.5	34	31	91.2
		8110338	2023	5	100	79	79.0				142	133	93.7	126	117	92.9							48	40	83.3	70	54	77.1	123	109	88.6	49	41	83.7	30	25	83.3
	VUWANI SECONDARY SCHOOL	8111450	2024	3	39	38	97.4				111	106	95.5	39	39	100.0	440	440	100.0	376	304	80.9	302	245	81.1	266	143	53.8	331	291	87.9	109	77	70.6	99	58	58.6
		8111450	2023	3	37	35	94.6				105	104	99.0	37	36	97.3	339	339	100.0	287	245	85.4	230	196	85.2	198	149	75.3	267	238	89.1	75	63	84.0	72	61	84.7
	WILLOW CRESCENT SECONDARY SCHOOL	8120386	2024	4	22	20	90.9				105	95	90.5	40	34	85.0				70	67	95.7	128	123	96.1	134	101	75.4	183	174	95.1	37	34	91.9	28	23	82.1
		8120386	2023	4	15	13	86.7				83	73	88.0	45	25	55.6				77	66	85.7	88	71	80.7	84	48	57.1	149	126	84.6	24	14	58.3	14	11	78.6
JOHANNESBURG EAST	ABDULLAH BIN SALAAM ISLAMIC CENTRE	8400616	2024	99	3	3	100.0				11	7	63.6									13	13	100.0	12	12	100.0	10	10	100.0	6	5	83.3	5	5	100.0	
		8400616	2023	99	2	2	100.0				11	7	63.6										12	12	100.0	10	9	90.0	8	8	100.0	5	3	60.0	2	2	100.0
	ACTS HOUSE OF EDUCATION	8400859	2024	99	5	5	100.0				11	11	100.0	3	3	100.0							11	11	100.0	13	13	100.0	9	9	100.0	7	7	100.0	5	5	100.0
		8400859	2023	99	13	11	84.6				17	16	94.1	13	12	92.3							20	19	95.0	20	20	100.0	14	14	100.0	19	19	100.0	16	14	87.5
	ALEXANDRA SECONDARY SCHOOL	8152009	2024	2	20	17	85.0				101	81	80.2	42	29	69.0	243	243	100.0	163	142	87.1	165	133	80.6	142	102	71.8	200	177	88.5	40	30	75.0	32	22	68.8
		8152009	2023	2	29	23	79.3				129	96	74.4	67	31	46.3	310	310	100.0	213	149	70.0	200	153	76.5	181	101	55.8	277	216	78.0	34	25	73.5	23	21	91.3
	ALLANRIDGE SECONDARY SCHOOL	8150011	2024	2	39	36	92.3				157	106	67.5	39	36	92.3	101	101	100.0	233	202	86.7	116	107	92.2	147	91	61.9	214	193	90.2	70	40	57.1	65	29	44.6
		8150011	2023	2	39	31	79.5				189	90	47.6	40	35	87.5	105	105	100.0	242	181	74.8	156	130	83.3	214	84	39.3	288	223	77.4	56	31	55.4	52	32	61.5
	ALPHA TUTORIAL COLLEGE	8400624	2024	99	4	4	100.0				6	6	100.0	10	10	100.0				28	28	100.0	17	17	100.0	11	11	100.0	27	27	100.0	7	4	57.1	7	6	85.7
		8400624	2023	99	8	8	100.0				11	11	100.0	14	14	100.0				20	20	100.0	10	10	100.0	12	12	100.0	17	17	100.0	14	12	85.7	7	7	100.0
ATHLONE BOYS HIGH SCHOOL	8130104	2024	5	24	13	54.2				55	42	76.4	14	14	100.0				49	46	93.9	49	40	81.6	53	32	60.4	71	63	88.7	14	12	85.7	11	8	72.7	
	8130104	2023	5	17	17	100.0				55	51	92.7	13	13	100.0				36	35	97.2	49	46	93.9	53	41	77.4	65	63	96.9	16	14	87.5	11	9	81.8	

Province Districts	Centre Name	Centre Number	Exam Date	Quintile	Accounting			Agricultural Sciences			Business Studies			Economics			English First Additional Language			Geography			History			Life Sciences			Mathematical Literacy			Mathematics			Physical Sciences			
					Total Wrote	Achieved 30 - 100%	% Achieved at 30% and Above	Total Wrote	Achieved 30 - 100%	% Achieved at 30% and Above	Total Wrote	Achieved 30 - 100%	% Achieved at 30% and Above	Total Wrote	Achieved 30 - 100%	% Achieved at 30% and Above	Total Wrote	Achieved 30 - 100%	% Achieved at 30% and Above	Total Wrote	Achieved 30 - 100%	% Achieved at 30% and Above	Total Wrote	Achieved 30 - 100%	% Achieved at 30% and Above	Total Wrote	Achieved 30 - 100%	% Achieved at 30% and Above	Total Wrote	Achieved 30 - 100%	% Achieved at 30% and Above	Total Wrote	Achieved 30 - 100%	% Achieved at 30% and Above				
JOHANNESBURG EAST	ATHLONE GIRLS HIGH SCHOOL	8130112	2024	5	21	19	90.5				71	70	98.6							90	90	100.0	119	119	100.0	121	105	86.8	135	133	98.5	55	52	94.5	39	33	84.6	
		8130112	2023	5	28	28	100.0				94	91	96.8							66	66	100.0	92	89	96.7	101	87	86.1	104	102	98.1	61	49	80.3	37	34	91.9	
	ATLAS COMBINED SCHOOL	8400687	2024	99	3	3	100.0				11	11	100.0	3	3	100.0				22	22	100.0	8	8	100.0	14	14	100.0	15	15	100.0	10	9	90.0	8	8	100.0	
		8400687	2023	99							3	3	100.0	1	1	100.0				14	14	100.0	9	9	100.0	8	8	100.0	11	11	100.0	5	5	100.0	5	5	100.0	
	BARNATO PARK HIGH SCHOOL	8130153	2024	5	27	21	77.8				91	73	80.2							91	83	91.2	106	85	80.2	139	92	66.2	123	106	86.2	57	38	66.7	31	25	80.6	
		8130153	2023	5	25	8	32.0				93	76	81.7							141	124	87.9	145	115	79.3	186	90	48.4	149	121	81.2	75	34	45.3	39	33	84.6	
	BELLEVUE PRIMARY AND HIGH SCHOOL	8400598	2024	99	2	2	100.0				6	6	100.0	6	6	100.0	16	16	100.0	17	17	100.0	13	13	100.0	7	7	100.0	16	16	100.0	7	7	100.0	5	5	100.0	
		8400598	2023	99	6	6	100.0				7	7	100.0	7	7	100.0	16	16	100.0	17	17	100.0	14	14	100.0	3	3	100.0	20	20	100.0	4	4	100.0	1	1	100.0	
	BETH JACOBS GIRLS HIGH SCHOOL	8130187	2024	99	4	4	100.0																1	1	100.0	7	7	100.0	1	1	100.0	8	8	100.0	5	5	100.0	
		8130187	2023	99	9	9	100.0																10	10	100.0	12	12	100.0	4	4	100.0	19	19	100.0	14	14	100.0	
	BEYHAN COLLEGE	8133538	2023	99	0	0					40	16	40.0	9	7	77.8	50	50	100.0	40	33	82.5	29	9	31.0	33	24	72.7	65	33	50.8	0	0		17	5	29.4	
	BRYANSTON HIGH SCHOOL	8150201	2024	5	34	34	100.0				101	86	85.1								102	102	100.0	66	65	98.5	168	166	98.8	89	89	100.0	132	131	99.2	78	75	96.2
		8150201	2023	5	32	32	100.0				90	86	95.6								93	93	100.0	56	56	100.0	150	147	98.0	78	78	100.0	126	124	98.4	91	86	94.5
	CENTURION COLLEGE	8131995	2024	99	7	4	57.1				13	12	92.3	10	8	80.0				37	37	100.0	18	18	100.0	33	25	75.8	30	30	100.0	14	10	71.4	14	12	85.7	
	DAVID MAKHUBO SEC SCHOOL	8400530	2024	2	45	29	64.4				147	97	66.0	45	37	82.2	287	287	100.0	140	113	80.7	198	166	83.8	44	29	65.9	239	178	74.5	49	24	49.0	44	19	43.2	
		8400530	2023	2	35	28	80.0				95	57	60.0	35	27	77.1	208	208	100.0	114	101	88.6	126	110	87.3	48	34	70.8	150	124	82.7	59	32	54.2	48	31	64.6	
	DENVER SECONDARY SCHOOL	8400540	2024	5	41	29	70.7				41	40	97.6	41	39	95.1	123	123	100.0	82	82	100.0	59	59	100.0	82	82	100.0	100	99	99.0	23	23	100.0	23	20	87.0	
		8400540	2023	5	42	24	57.1				42	40	95.2	42	35	83.3	157	157	100.0	115	108	93.9	100	96	96.0	115	102	88.7	142	138	97.2	15	15	100.0	15	15	100.0	
	DESIGNATED CENTRE BARNATO	8899547	2023	99	7	4	57.1				22	21	95.5	19	15	78.9				43	42	97.7	19	18	94.7	29	22	75.9	40	40	100.0	10	9	90.0	8	8	100.0	
	DESIGNATED CENTRE CURRO NEW ROAD	8888058	2024	99	4	3	75.0				62	49	79.0	18	13	72.2				4	4	100.0	12	11	91.7	38	34	89.5	50	49	98.0	39	29	74.4	23	18	78.3	

Province Districts	Centre Name	Centre Number	Exam Date	Quintile	Accounting			Agricultural Sciences			Business Studies			Economics			English First Additional Language			Geography			History			Life Sciences			Mathematical Literacy			Mathematics			Physical Sciences		
					Total Wrote	Achieved 30 - 100%	% Achieved at 30% and Above	Total Wrote	Achieved 30 - 100%	% Achieved at 30% and Above	Total Wrote	Achieved 30 - 100%	% Achieved at 30% and Above	Total Wrote	Achieved 30 - 100%	% Achieved at 30% and Above	Total Wrote	Achieved 30 - 100%	% Achieved at 30% and Above	Total Wrote	Achieved 30 - 100%	% Achieved at 30% and Above	Total Wrote	Achieved 30 - 100%	% Achieved at 30% and Above	Total Wrote	Achieved 30 - 100%	% Achieved at 30% and Above	Total Wrote	Achieved 30 - 100%	% Achieved at 30% and Above	Total Wrote	Achieved 30 - 100%	% Achieved at 30% and Above			
JOHANNESBURG EAST	DESIGNATED CENTRE MIDRAND HIGH SCHOOL	8800014	2024	99	17	7	41.2				53	27	50.9	30	13	43.3				24	18	75.0	43	24	55.8	41	25	61.0	59	40	67.8	47	12	25.5	34	8	23.5
	DESIGNATED CENTRE ROSENEATH PRIM A	8800003	2024	99	3	2	66.7	13	13	100.0	14	13	92.9	14	10	71.4	11	11	100.0	15	13	86.7	15	15	100.0	27	25	92.6	16	11	68.8	14	9	64.3			
	DESIGNATED CENTRE ROSENEATH PRIM B	8888043	2024	99	1	1	100.0				8	5	62.5	4	3	75.0	14	14	100.0	6	3	50.0	7	5	71.4	4	2	50.0	11	5	45.5	3	0	0.0	2	0	0.0
	DESIGNATED CENTRE ROSENEATH PRIM C	8888044	2024	99	2	2	100.0				8	8	100.0	2	2	100.0	7	7	100.0	6	6	100.0	6	6	100.0				7	7	100.0	1	1	100.0			
	DESIGNATED CENTRE ROSENEATH PRIM D	8888045	2024	99	0	0					12	10	83.3	5	2	40.0	31	31	100.0	21	11	52.4	19	13	68.4	11	4	36.4	26	19	73.1	5	1	20.0	5	0	0.0
	DESIGNATED CENTRE ROSENEATH PRIM E	8888046	2024	99							9	7	77.8	8	1	12.5	22	22	100.0	16	15	93.8	2	1	50.0	14	12	85.7	15	13	86.7	7	5	71.4	6	5	83.3
	DESIGNATED ROSENEATH TWO	8899121	2023	99	9	9	100.0	6	6	100.0	42	23	54.8	15	12	80.0	42	37	88.1	32	27	84.4	57	25	43.9	21	15	71.4	60	45	75.0	15	7	46.7	14	10	71.4
	DOORNFONTEIN GIRLS COLLEGE	8400925	2024	99	2	2	100.0				11	11	100.0	3	3	100.0				5	5	100.0	9	9	100.0	4	4	100.0	11	11	100.0	5	4	80.0	4	4	100.0
		8400925	2023	99	2	2	100.0				3	3	100.0	2	2	100.0				7	7	100.0	3	3	100.0	4	4	100.0	6	6	100.0	3	3	100.0	3	3	100.0
	EAST BANK HIGH SCHOOL	8152090	2024	5	13	11	84.6				116	92	79.3	13	10	76.9	157	157	100.0	134	118	88.1	103	92	89.3	43	31	72.1	112	87	77.7	47	37	78.7	43	26	60.5
		8152090	2023	5	13	12	92.3				145	98	67.6	13	11	84.6	201	201	100.0	176	131	74.4	132	115	87.1	56	40	71.4	138	104	75.4	63	41	65.1	56	31	55.4
	EASTRIDGE CHRISTIAN SCHOOL	8400328	2024	99							7	6	85.7				3	3	100.0	3	3	100.0	7	7	100.0	6	3	50.0	8	8	100.0						
		8400328	2023	99	3	3	100.0				14	14	100.0	9	6	66.7	13	13	100.0	17	17	100.0	9	9	100.0	16	13	81.3	15	15	100.0	13	11	84.6	5	5	100.0
	EDEN COLLEGE	8133843	2024	99	3	3	100.0				14	13	92.9										6	6	100.0	16	16	100.0	19	19	100.0	23	22	95.7	20	18	90.0
		8133843	2023	99	8	4	50.0				16	15	93.8										14	14	100.0	7	7	100.0	18	18	100.0	11	10	90.9	7	7	100.0
	EQINISWENI SECONDARY SCHOOL	8260760	2024	2	48	35	72.9	22	22	100.0	120	109	90.8	52	27	51.9	362	362	100.0	218	173	79.4	173	160	92.5	109	95	87.2	239	190	79.5	123	70	56.9	69	50	72.5
		8260760	2023	2	36	30	83.3	23	21	91.3	79	69	87.3	40	20	50.0	297	297	100.0	176	118	67.0	133	89	66.9	113	91	80.5	174	120	69.0	124	66	53.2	83	52	62.7

Province Districts	Centre Name	Centre Number	Exam Date	Quintile	Accounting			Agricultural Sciences			Business Studies			Economics			English First Additional Language			Geography			History			Life Sciences			Mathematical Literacy			Mathematics			Physical Sciences		
					Total Wrote	Achieved 30 - 100%	% Achieved at 30% and Above	Total Wrote	Achieved 30 - 100%	% Achieved at 30% and Above	Total Wrote	Achieved 30 - 100%	% Achieved at 30% and Above	Total Wrote	Achieved 30 - 100%	% Achieved at 30% and Above	Total Wrote	Achieved 30 - 100%	% Achieved at 30% and Above	Total Wrote	Achieved 30 - 100%	% Achieved at 30% and Above	Total Wrote	Achieved 30 - 100%	% Achieved at 30% and Above	Total Wrote	Achieved 30 - 100%	% Achieved at 30% and Above	Total Wrote	Achieved 30 - 100%	% Achieved at 30% and Above	Total Wrote	Achieved 30 - 100%	% Achieved at 30% and Above			
JOHANNESBURG EAST	EVELINE INDEPENDENT SCHOOL	8400306	2024	99				10	10	100.0	8	8	100.0	8	8	100.0	28	28	100.0	5	5	100.0	14	14	100.0	10	10	100.0	24	24	100.0	4	4	100.0	4	4	100.0
		8400306	2023	99							17	17	100.0	16	16	100.0	33	33	100.0	18	18	100.0	22	22	100.0	11	11	100.0	30	29	96.7	11	11	100.0	9	9	100.0
	GAUTENG CITY COLLEGE	8400928	2024	99	1	1	100.0				12	12	100.0	10	10	100.0				9	9	100.0	10	10	100.0	13	13	100.0	19	19	100.0	7	5	71.4	7	7	100.0
		8400928	2023	99	5	3	60.0				18	18	100.0	11	11	100.0				15	15	100.0	19	13	68.4	15	13	86.7	23	23	100.0	13	3	23.1	5	4	80.0
	GLEN AUSTIN HIGH SCHOOL (IND CENTRE)	8400706	2024	99	9	8	88.9				24	20	83.3	11	9	81.8				22	22	100.0	11	11	100.0	29	27	93.1	27	27	100.0	30	27	90.0	21	17	81.0
		8400706	2023	99	7	6	85.7				16	16	100.0	5	5	100.0				6	6	100.0	5	5	100.0	18	15	83.3	11	11	100.0	19	19	100.0	9	8	88.9
	GRANTLEY COLLEGE	8130401	2024	99							7	6	85.7																								
		8130401	2023	99							9	8	88.9																								
	HAMBANI COLLEGE - DISTRICT 9	8400370	2024	99	6	6	100.0				10	9	90.0	14	12	85.7	15	15	100.0	17	14	82.4	18	11	61.1	12	8	66.7	19	15	78.9	7	6	85.7	4	4	100.0
		8400370	2023	99	3	2	66.7				4	4	100.0	4	4	100.0	10	9	90.0	9	9	100.0	7	5	71.4	7	6	85.7	9	8	88.9	6	4	66.7	4	4	100.0
	HIGHLANDS NORTH BOYS HIGH SCHOOL	8130484	2024	5	10	10	100.0				64	57	89.1	32	25	78.1				47	39	83.0	59	43	72.9	26	25	96.2	75	71	94.7	43	26	60.5	23	18	78.3
		8130484	2023	5	9	8	88.9				47	42	89.4	23	18	78.3				31	28	90.3	42	36	85.7	28	27	96.4	54	50	92.6	39	22	56.4	16	11	68.8
	HOPE FOUNTAIN COMBINED SCHOOL	8400292	2024	99	7	4	57.1				20	19	95.0	17	14	82.4	26	26	100.0	29	29	100.0	23	23	100.0	26	18	69.2	23	21	91.3	23	8	34.8	16	8	50.0
		8400292	2023	99	4	3	75.0				12	11	91.7	8	8	100.0	20	20	100.0	36	35	97.2	27	27	100.0	32	25	78.1	23	22	95.7	21	10	47.6	13	10	76.9
	ITHEMBA STUDY CENTRE	8400717	2024	99							9	9	100.0	9	9	100.0	14	14	100.0	5	4	80.0	9	8	88.9	4	3	75.0	9	8	88.9	5	3	60.0	4	0	0.0
	IVORY PARK SECONDARY SCHOOL	8400009	2024	2	51	48	94.1				123	111	90.2	42	41	97.6	315	315	100.0	156	151	96.8	168	153	91.1	184	153	83.2	199	172	86.4	116	99	85.3	105	79	75.2
		8400009	2023	2	69	63	91.3				123	112	91.1	46	39	84.8	336	335	99.7	190	169	88.9	166	141	84.9	213	159	74.6	193	159	82.4	142	97	68.3	124	79	63.7
	J B MATABANE SECONDARY SCHOOL	8400402	2024	1	19	19	100.0				57	54	94.7	57	49	86.0	229	229	100.0	173	143	82.7	142	133	93.7	173	121	69.9	155	138	89.0	75	42	56.0	31	19	61.3
		8400402	2023	1	16	16	100.0				39	38	97.4	39	32	82.1	224	224	100.0	184	146	79.3	126	117	92.9	185	116	62.7	150	132	88.0	74	54	73.0	58	39	67.2
	JEPPE EDUCATION CENTRE (ELOFF STR)	8400293	2024	99	19	18	94.7				89	87	97.8	27	27	100.0	143	143	100.0	115	115	100.0	146	141	96.6	159	155	97.5	123	116	94.3	129	111	86.0	112	88	78.6



Province Districts	Centre Name	Centre Number	Exam Date	Quintile	Accounting			Agricultural Sciences			Business Studies			Economics			English First Additional Language			Geography			History			Life Sciences			Mathematical Literacy			Mathematics			Physical Sciences		
					Total Wrote	Achieved 30 - 100%	% Achieved at 30% and Above	Total Wrote	Achieved 30 - 100%	% Achieved at 30% and Above	Total Wrote	Achieved 30 - 100%	% Achieved at 30% and Above	Total Wrote	Achieved 30 - 100%	% Achieved at 30% and Above	Total Wrote	Achieved 30 - 100%	% Achieved at 30% and Above	Total Wrote	Achieved 30 - 100%	% Achieved at 30% and Above	Total Wrote	Achieved 30 - 100%	% Achieved at 30% and Above	Total Wrote	Achieved 30 - 100%	% Achieved at 30% and Above	Total Wrote	Achieved 30 - 100%	% Achieved at 30% and Above	Total Wrote	Achieved 30 - 100%	% Achieved at 30% and Above			
JOHANNESBURG EAST	JEPPE GIRLS HIGH SCHOOL	8130641	2024	5	52	52	100.0												56	56	100.0	88	88	100.0	137	129	94.2	77	77	100.0	82	82	100.0	58	58	100.0	
		8130641	2023	5	49	49	100.0												55	55	100.0	110	109	99.1	133	130	97.7	63	63	100.0	108	102	94.4	53	52	98.1	
	JEPPE HIGH SCHOOL FOR BOYS	8130633	2024	5	29	28	96.6				98	92	93.9						67	66	98.5	102	102	100.0	45	45	100.0	94	94	100.0	93	92	98.9	58	58	100.0	
		8130633	2023	5	31	31	100.0				120	114	95.0						54	54	100.0	90	89	98.9	44	43	97.7	91	91	100.0	111	111	100.0	68	68	100.0	
	JOHANNESBURG EAST DESIGNATED	8000011	2023	99	24	17	70.8				56	40	71.4	20	10	50.0			56	47	83.9	29	18	62.1	69	51	73.9	47	37	78.7	68	22	32.4	55	27	49.1	
	JOHANNESBURG HOSPITAL SCHOOL	8132340	2024	1							2	2	100.0						1	1	100.0				2	2	100.0	2	2	100.0							
		8132340	2023	1							5	5	100.0						4	4	100.0				5	3	60.0	3	3	100.0	2	2	100.0	1	1	100.0	
	JOHANNESBURG POLYTECH INSTITUTE	8122234	2024	99	23	23	100.0				38	38	100.0	38	38	100.0			101	101	100.0	48	48	100.0	53	53	100.0	73	73	100.0	66	46	69.7	53	34	64.2	
		8122234	2023	99	22	22	100.0				46	46	100.0	46	46	100.0	0	0		103	103	100.0	37	36	97.3	66	65	98.5	72	72	100.0	77	63	81.8	66	47	71.2
	JULES HIGH SCHOOL	8130302	2024	5	10	9	90.0				75	65	86.7	46	36	78.3				35	30	85.7				26	24	92.3	113	104	92.0	28	24	85.7	24	22	91.7
		8130302	2023	5	8	5	62.5				81	70	86.4	58	31	53.4				13	9	69.2				6	6	100.0	91	85	93.4	18	17	94.4	17	14	82.4
	JW ALL SAINTS SCHOOL	8400353	2023	99	3	0	0.0				16	15	93.8	3	3	100.0	8	8	100.0	14	14	100.0	13	13	100.0	1	1	100.0	16	14	87.5	1	1	100.0	1	1	100.0
	JW SAINTS TECHNICAL COLLEGE	8401090	2024	99	3	0	0.0				10	2	20.0	3	0	0.0	9	9	100.0	16	14	87.5	7	4	57.1	9	6	66.7	10	10	100.0	9	1	11.1	9	1	11.1
	KAALFONTEIN SECONDARY SCHOOL	8400347	2024	2	24	24	100.0				81	79	97.5	81	73	90.1	198	198	100.0	118	114	96.6	70	67	95.7	92	82	89.1	164	155	94.5	35	34	97.1	32	30	93.8
		8400347	2023	2	22	21	95.5				50	49	98.0	50	40	80.0	164	164	100.0	114	103	90.4	69	65	94.2	114	79	69.3	132	120	90.9	32	25	78.1	24	21	87.5
	KENSINGTON SECONDARY SCHOOL	8130070	2024	5	21	19	90.5				95	89	93.7	54	49	90.7				180	173	96.1	116	106	91.4	114	104	91.2	182	166	91.2	61	35	57.4	37	24	64.9
		8130070	2023	5	17	16	94.1				74	70	94.6	48	34	70.8				162	153	94.4	83	63	75.9	138	90	65.2	135	121	89.6	77	33	42.9	45	28	62.2
	KING EDWARD VII SCHOOL	8130765	2024	5	50	50	100.0				48	42	87.5							135	135	100.0	109	109	100.0	137	137	100.0	96	96	100.0	117	115	98.3	78	77	98.7
		8130765	2023	5	42	42	100.0				33	30	90.9							114	114	100.0	138	138	100.0	121	115	95.0	93	93	100.0	111	111	100.0	81	80	98.8
	KUBE SCHOOL	8400513	2023	99	5	4	80.0				12	8	66.7	10	7	70.0	17	17	100.0	6	5	83.3	6	6	100.0	4	3	75.0	12	10	83.3	4	2	50.0	2	1	50.0

Province Districts	Centre Name	Centre Number	Exam Date	Quintile	Accounting			Agricultural Sciences			Business Studies			Economics			English First Additional Language			Geography			History			Life Sciences			Mathematical Literacy			Mathematics			Physical Sciences		
					Total Wrote	Achieved 30 - 100%	% Achieved at 30% and Above	Total Wrote	Achieved 30 - 100%	% Achieved at 30% and Above	Total Wrote	Achieved 30 - 100%	% Achieved at 30% and Above	Total Wrote	Achieved 30 - 100%	% Achieved at 30% and Above	Total Wrote	Achieved 30 - 100%	% Achieved at 30% and Above	Total Wrote	Achieved 30 - 100%	% Achieved at 30% and Above	Total Wrote	Achieved 30 - 100%	% Achieved at 30% and Above	Total Wrote	Achieved 30 - 100%	% Achieved at 30% and Above	Total Wrote	Achieved 30 - 100%	% Achieved at 30% and Above	Total Wrote	Achieved 30 - 100%	% Achieved at 30% and Above			
JOHANNESBURG EAST	KWABHEKILANGA SECONDARY SCHOOL	8152207	2024	4	28	17	60.7				55	48	87.3	55	34	61.8	309	309	100.0	230	208	90.4	149	142	95.3	125	106	84.8	202	160	79.2	83	53	63.9	81	63	77.8
		8152207	2023	4	20	15	75.0				47	33	70.2	47	25	53.2	306	306	100.0	238	218	91.6	165	163	98.8	161	123	76.4	211	181	85.8	74	46	62.2	73	57	78.1
	LEAP SCIENCE AND MATHS SCH D9	8400310	2024	99	16	16	100.0										36	36	100.0	20	20	100.0				36	34	94.4				36	27	75.0	36	35	97.2
		8400310	2023	99	14	14	100.0										32	32	100.0	18	18	100.0				32	32	100.0				32	27	84.4	32	32	100.0
	LIBERTY COMMUNITY SCHOOL	8132415	2024	99	15	15	100.0				26	21	80.8	26	24	92.3	70	70	100.0	44	39	88.6	19	17	89.5	44	23	52.3	30	28	93.3	40	25	62.5	25	18	72.0
		8132415	2023	99	11	9	81.8				28	23	82.1	28	21	75.0	74	74	100.0	46	43	93.5	29	25	86.2	46	23	50.0	46	41	89.1	28	18	64.3	17	14	82.4
	MAHLASEDI HIGH SCHOOL	8132464	2024	99	9	8	88.9				34	30	88.2	34	28	82.4	65	65	100.0	31	31	100.0	43	43	100.0	30	23	76.7	45	44	97.8	20	14	70.0	13	9	69.2
		8132464	2023	99	13	8	61.5				29	23	79.3	29	21	72.4	71	71	100.0	42	42	100.0	45	45	100.0	42	37	88.1	44	43	97.7	27	12	44.4	13	9	69.2
	MALVERN HIGH SCHOOL	8130864	2024	4	15	6	40.0				54	35	64.8	70	58	82.9				69	67	97.1	71	60	84.5	69	48	69.6	94	92	97.9	34	20	58.8	32	9	28.1
		8130864	2023	4	18	6	33.3				62	44	71.0	77	61	79.2				56	55	98.2	60	46	76.7	57	45	78.9	91	77	84.6	29	18	62.1	28	14	50.0
	MAPHUTHA SECONDARY SCHOOL	8400150	2024	4	8	8	100.0				65	57	87.7	65	23	35.4	365	365	100.0	300	258	86.0	216	182	84.3	227	141	62.1	279	232	83.2	86	51	59.3	84	47	56.0
		8400150	2023	4	18	12	66.7				57	40	70.2	56	23	41.1	361	359	99.4	302	249	82.5	192	108	56.3	229	128	55.9	230	164	71.3	131	61	46.6	112	59	52.7
	MARLBORO GARDENS SECONDARY SCHOOL	8150029	2024	5	23	23	100.0				74	72	97.3												36	36	100.0	69	69	100.0	26	25	96.2	21	18	85.7	
		8150029	2023	5	34	25	73.5				67	66	98.5												42	40	95.2	58	57	98.3	33	24	72.7	25	24	96.0	
	MARYVALE COLLEGE	8130880	2024	99	12	12	100.0				31	29	93.5										27	27	100.0	39	36	92.3	21	21	100.0	18	18	100.0	10	10	100.0
		8130880	2023	99	13	13	100.0				32	28	87.5										32	32	100.0	45	39	86.7	26	26	100.0	19	18	94.7	13	13	100.0
	MESIVTA SHAAREI TORAH	8401225	2024	99	2	2	100.0															4	4	100.0	3	3	100.0	2	2	100.0	5	5	100.0	3	3	100.0	
	MIDLAND PRIM & HIGH SCHOOL (INDEP CE	8400708	2024	99	4	4	100.0				23	22	95.7																								
	MIDRAND HIGH SCHOOL	8150987	2024	5	32	32	100.0				175	170	97.1	51	48	94.1																					
		8150987	2023	5	21	16	76.2				169	158	93.5	55	53	96.4																					

Province Districts	Centre Name	Centre Number	Exam Date	Quintile	Accounting			Agricultural Sciences			Business Studies			Economics			English First Additional Language			Geography			History			Life Sciences			Mathematical Literacy			Mathematics			Physical Sciences		
					Total Wrote	Achieved 30 - 100%	% Achieved at 30% and Above	Total Wrote	Achieved 30 - 100%	% Achieved at 30% and Above	Total Wrote	Achieved 30 - 100%	% Achieved at 30% and Above	Total Wrote	Achieved 30 - 100%	% Achieved at 30% and Above	Total Wrote	Achieved 30 - 100%	% Achieved at 30% and Above	Total Wrote	Achieved 30 - 100%	% Achieved at 30% and Above	Total Wrote	Achieved 30 - 100%	% Achieved at 30% and Above	Total Wrote	Achieved 30 - 100%	% Achieved at 30% and Above	Total Wrote	Achieved 30 - 100%	% Achieved at 30% and Above	Total Wrote	Achieved 30 - 100%	% Achieved at 30% and Above			
JOHANNESBURG EAST	MINERVA SECONDARY SCHOOL	8152264	2024	2	51	29	56.9				134	117	87.3	51	30	58.8	262	262	100.0	134	115	85.8	159	143	89.9	128	68	53.1	199	159	79.9	63	26	41.3	51	29	56.9
		8152264	2023	2	59	47	79.7				205	165	80.5	59	28	47.5	258	258	100.0	109	84	77.1	147	123	83.7	78	58	74.4	147	95	64.6	112	41	36.6	53	38	71.7
	NEWGATE COLLEGE	8132621	2024	99	8	7	87.5				25	17	68.0	15	10	66.7	16	16	100.0	16	15	93.8	29	29	100.0	12	6	50.0	32	29	90.6	9	8	88.9	5	3	60.0
		8132621	2023	99	5	5	100.0				33	24	72.7	16	14	87.5	26	26	100.0	19	18	94.7	31	31	100.0	18	14	77.8	44	43	97.7	8	5	62.5	5	4	80.0
	NIZAMIYE COMBINED SCHOOL	8400549	2024	99	1	1	100.0				13	13	100.0										24	24	100.0	15	15	100.0	17	17	100.0	13	13	100.0	11	11	100.0
		8400549	2023	99							18	18	100.0										9	9	100.0	13	13	100.0	9	9	100.0	10	10	100.0	9	9	100.0
	NOORDWYK SECONDARY SCHOOL	8400362	2024	5	66	50	75.8				160	152	95.0	114	81	71.1				174	171	98.3	87	87	100.0	88	87	98.9	189	179	94.7	100	91	91.0	88	81	92.0
		8400362	2023	5	51	40	78.4				126	118	93.7	95	65	68.4				193	190	98.4	83	80	96.4	110	104	94.5	165	159	96.4	123	83	67.5	110	101	91.8
	NORTHVIEW HIGH SCHOOL	8151050	2024	5	20	9	45.0				40	35	87.5	40	25	62.5				107	102	95.3	61	58	95.1	102	79	77.5	89	80	89.9	60	29	48.3	48	32	66.7
		8151050	2023	5	19	7	36.8				73	67	91.8	73	40	54.8				116	105	90.5	93	50	53.8	85	55	64.7	148	121	81.8	42	23	54.8	20	15	75.0
	PARKTOWN BOYS HIGH SCHOOL	8131128	2024	5	54	53	98.1				118	108	91.5							92	91	98.9	54	54	100.0	59	58	98.3	59	58	98.3	111	100	90.1	57	50	87.7
		8131128	2023	5	43	40	93.0				104	87	83.7							81	78	96.3	54	52	96.3	46	41	89.1	52	51	98.1	110	100	90.9	63	56	88.9
	PHUMELELA DESIGNATED CENTRE	8888052	2024	99							1	1	100.0	1	1	100.0	4	4	100.0	4	2	50.0	3	1	33.3	2	0	0.0	4	2	50.0	1	0	0.0	1	0	0.0
	PHUMELELA INSTITUTE COLLEGE	8400387	2024	99	6	5	83.3				21	16	76.2	12	12	100.0	24	24	100.0	23	21	91.3	20	15	75.0	20	20	100.0	22	21	95.5	15	12	80.0	10	9	90.0
	PONELOPELE ORACLE SECONDARY SCHOOL	8400128	2024	3	35	31	88.6				97	95	97.9	35	26	74.3	221	221	100.0	103	100	97.1	75	68	90.7	111	93	83.8	171	165	96.5	49	43	87.8	49	42	85.7
		8400128	2023	3	18	15	83.3				63	53	84.1	18	13	72.2	277	277	100.0	165	139	84.2	109	86	78.9	151	104	68.9	164	131	79.9	114	67	58.8	105	56	53.3
	PRIDE LEARNING ACADEMY	8400336	2024	99	5	5	100.0				11	11	100.0	10	10	100.0	15	15	100.0	7	7	100.0				4	4	100.0	11	11	100.0	4	4	100.0	2	2	100.0
		8400336	2023	99	3	2	66.7				11	9	81.8	6	5	83.3	15	15	100.0	10	9	90.0				4	4	100.0	12	12	100.0	3	3	100.0	2	2	100.0
QUEENS HIGH SCHOOL	8131326	2024	5	23	22	95.7				72	60	83.3							94	94	100.0	84	84	100.0	104	97	93.3	154	151	98.1	75	68	90.7	58	56	96.6	
	8131326	2023	5	34	26	76.5				86	75	87.2							87	84	96.6	82	79	96.3	99	82	82.8	137	136	99.3	82	69	84.1	56	50	89.3	

Province Districts	Centre Name	Centre Number	Exam Date	Quintile	Accounting			Agricultural Sciences			Business Studies			Economics			English First Additional Language			Geography			History			Life Sciences			Mathematical Literacy			Mathematics			Physical Sciences					
					Total Wrote	Achieved 30 - 100%	% Achieved at 30% and Above	Total Wrote	Achieved 30 - 100%	% Achieved at 30% and Above	Total Wrote	Achieved 30 - 100%	% Achieved at 30% and Above	Total Wrote	Achieved 30 - 100%	% Achieved at 30% and Above	Total Wrote	Achieved 30 - 100%	% Achieved at 30% and Above	Total Wrote	Achieved 30 - 100%	% Achieved at 30% and Above	Total Wrote	Achieved 30 - 100%	% Achieved at 30% and Above	Total Wrote	Achieved 30 - 100%	% Achieved at 30% and Above	Total Wrote	Achieved 30 - 100%	% Achieved at 30% and Above	Total Wrote	Achieved 30 - 100%	% Achieved at 30% and Above						
JOHANNESBURG EAST	QURTUBA ISLAMIC ACADEMY	8401029	2024	99	8	8	100.0				11	11	100.0									13	13	100.0	15	15	100.0	6	6	100.0	15	15	100.0	10	10	100.0				
		8401029	2023	99	10	10	100.0				19	19	100.0										1	1	100.0	19	19	100.0	20	20	100.0	6	6	100.0	23	23	100.0	10	10	100.0
	RAND TUTORIAL COLLEGE	8131342	2024	99	6	6	100.0				22	22	100.0	18	17	94.4	3	3	100.0							24	24	100.0	29	29	100.0	13	12	92.3	11	11	100.0			
		8131342	2023	99	19	19	100.0				32	32	100.0	27	26	96.3	3	3	100.0							26	26	100.0	28	28	100.0	25	24	96.0	17	17	100.0			
	REALOGILE SECONDARY SCHOOL	8152314	2024	2	33	19	57.6				67	50	74.6	33	32	97.0	176	176	100.0	112	104	92.9	114	110	96.5	109	90	82.6	147	132	89.8	29	29	100.0	29	27	93.1			
		8152314	2023	2	39	16	41.0				111	72	64.9	39	36	92.3	306	305	99.7	196	158	80.6	204	171	83.8	196	104	53.1	229	172	75.1	78	39	50.0	64	41	64.1			
	ROYAL CHRISTIAN ACADEMY	8400003	2024	99																		4	4	100.0				4	4	100.0	1	1	100.0	3	3	100.0	2	1	50.0	
	SANDOWN HIGH SCHOOL	8151498	2024	5	27	21	77.8				56	43	76.8	21	16	76.2							86	82	95.3	63	45	71.4	72	61	84.7	70	62	88.6	79	37	46.8	66	43	65.2
		8151498	2023	5	30	12	40.0				67	60	89.6	34	20	58.8							83	78	94.0	62	47	75.8	57	42	73.7	55	52	94.5	93	38	40.9	54	43	79.6
	SANDRINGHAM HIGH SCHOOL	8131441	2024	5	23	22	95.7				83	80	96.4	54	44	81.5							55	54	98.2	52	51	98.1	53	45	84.9	98	94	95.9	30	24	80.0	17	16	94.1
		8131441	2023	5	24	14	58.3				121	98	81.0	79	45	57.0							69	50	72.5	108	67	62.0	67	52	77.6	134	109	81.3	71	24	33.8	45	24	53.3
	SANDTON COMBINED SCHOOL	8400828	2023	99							10	8	80.0												7	5	71.4	7	6	85.7	7	7	100.0	6	4	66.7	4	3	75.0	
	SANDTONVIEW	8150318	2024	5	25	20	80.0				42	34	81.0	25	25	100.0							45	42	93.3	44	39	88.6	45	39	86.7	60	53	88.3	27	21	77.8	18	13	72.2
		8150318	2023	5	19	7	36.8				44	31	70.5	19	13	68.4							49	41	83.7	52	44	84.6	49	29	59.2	66	62	93.9	27	23	85.2	22	19	86.4
	SEDCO HIGH SCHOOL	8400453	2023	99							7	1	14.3										3	2	66.7	3	1	33.3	5	0	0.0	8	3	37.5						
	SPACE AGE INDEPENDENT SCHOOL	8400626	2024	99	7	6	85.7				15	15	100.0										12	12	100.0	8	8	100.0	17	17	100.0	16	16	100.0	8	7	87.5	6	5	83.3
		8400626	2023	99	5	2	40.0				7	7	100.0										13	12	92.3	9	8	88.9	10	10	100.0	13	13	100.0	3	3	100.0	3	3	100.0
	ST ENDAS EDUCATION SECONDARY SCHOOL	8132985	2024	5	27	27	100.0				93	69	74.2				49	49	100.0	46	45	97.8				35	32	91.4	83	81	97.6	25	19	76.0	15	14	93.3			
		8132985	2023	5	27	26	96.3				89	72	80.9				40	40	100.0	54	50	92.6				49	38	77.6	79	72	91.1	37	31	83.8	24	21	87.5			

Province Districts	Centre Name	Centre Number	Exam Date	Quintile	Accounting			Agricultural Sciences			Business Studies			Economics			English First Additional Language			Geography			History			Life Sciences			Mathematical Literacy			Mathematics			Physical Sciences		
					Total Wrote	Achieved 30 - 100%	% Achieved at 30% and Above	Total Wrote	Achieved 30 - 100%	% Achieved at 30% and Above	Total Wrote	Achieved 30 - 100%	% Achieved at 30% and Above	Total Wrote	Achieved 30 - 100%	% Achieved at 30% and Above	Total Wrote	Achieved 30 - 100%	% Achieved at 30% and Above	Total Wrote	Achieved 30 - 100%	% Achieved at 30% and Above	Total Wrote	Achieved 30 - 100%	% Achieved at 30% and Above	Total Wrote	Achieved 30 - 100%	% Achieved at 30% and Above	Total Wrote	Achieved 30 - 100%	% Achieved at 30% and Above	Total Wrote	Achieved 30 - 100%	% Achieved at 30% and Above			
JOHANNESBURG EAST	ST VINCENT SCHOOL	8151654	2024	99											16	16	100.0							4	3	75.0	10	8	80.0	6	2	33.3					
		8151654	2023	99											8	8	100.0							4	3	75.0	2	2	100.0	6	5	83.3					
	SUMMAT ALEXANDRA COLLEGE	8400375	2024	99	6	3	50.0				16	9	56.3	7	4	57.1	18	18	100.0	19	17	89.5	13	11	84.6	10	5	50.0	14	11	78.6	11	2	18.2	4	2	50.0
		8400375	2023	99	6	1	16.7				37	18	48.6	8	2	25.0	18	18	100.0	11	10	90.9	19	9	47.4	8	6	75.0	35	18	51.4	7	3	42.9	5	2	40.0
	TAALNET GLEN AUSTIN	8400930	2024	99	1	1	100.0				6	6	100.0	3	3	100.0				9	9	100.0	4	4	100.0	4	4	100.0	6	6	100.0	5	5	100.0	3	3	100.0
		8400930	2023	99							4	4	100.0	2	2	100.0				10	10	100.0	7	7	100.0	4	4	100.0	7	6	85.7	6	4	66.7	4	2	50.0
	TSEOLETSO YA AFRICA SEC SCHOOL	8400115	2024	3	20	6	30.0	26	22	84.6	43	30	69.8	43	18	41.9	196	196	100.0	127	94	74.0	102	83	81.4	52	43	82.7	146	112	76.7	52	33	63.5	52	34	65.4
		8400115	2023	3	20	13	65.0	28	23	82.1	45	30	66.7	45	23	51.1	180	180	100.0	107	74	69.2	88	66	75.0	47	35	74.5	131	101	77.1	49	29	59.2	47	35	74.5
	UMQHELE SECONDARY SCHOOL	8261420	2024	2	30	24	80.0				30	27	90.0	73	34	46.6	288	287	99.7	159	143	89.9	104	97	93.3	103	75	72.8	167	140	83.8	66	38	57.6	56	46	82.1
		8261420	2023	2	30	20	66.7				30	26	86.7	45	26	57.8	241	240	99.6	156	109	69.9	116	97	83.6	95	65	68.4	154	132	85.7	47	34	72.3	39	25	64.1
	UNITED CHURCH PREPARATORY SCHOOL	8133223	2024	99	10	10	100.0				15	15	100.0	15	15	100.0				12	12	100.0	3	3	100.0	10	10	100.0	13	13	100.0	12	12	100.0	10	10	100.0
		8133223	2023	99	6	6	100.0				20	20	100.0	20	20	100.0				11	11	100.0	9	9	100.0	6	6	100.0	18	18	100.0	8	8	100.0	6	6	100.0
	UNITED SISTERHOOD MITZVAH	8152512	2023	99	8	5	62.5				12	12	100.0	7	7	100.0	26	26	100.0	18	18	100.0				19	19	100.0	17	17	100.0	9	9	100.0	14	12	85.7
	WAVERLEY GIRLS HIGH SCHOOL	8151910	2024	5	18	16	88.9				107	91	85.0	36	30	83.3				73	71	97.3	82	79	96.3	135	112	83.0	135	126	93.3	72	55	76.4	49	38	77.6
		8151910	2023	5	27	20	74.1				90	76	84.4	34	28	82.4				55	51	92.7	51	47	92.2	82	77	93.9	79	68	86.1	83	53	63.9	50	34	68.0
	WENDYWOOD HIGH SCHOOL	8151928	2024	5	20	19	95.0				109	95	87.2	40	25	62.5				59	58	98.3	37	37	100.0	67	50	74.6	98	98	100.0	57	42	73.7	31	24	77.4
		8151928	2023	5	16	13	81.3				118	97	82.2	39	27	69.2				61	59	96.7	44	39	88.6	70	45	64.3	115	106	92.2	45	33	73.3	30	24	80.0
	YESHIVA MAHARSHA BEIS AHARON COM SCH	8134065	2024	99	4	4	100.0				1	1	100.0										4	4	100.0	13	13	100.0	1	1	100.0	16	16	100.0	10	10	100.0
		8134065	2023	99	3	3	100.0				2	2	100.0										5	5	100.0	11	11	100.0	1	1	100.0	14	14	100.0	10	10	100.0

Province Districts	Centre Name	Centre Number	Exam Date	Quintile	Accounting			Agricultural Sciences			Business Studies			Economics			English First Additional Language			Geography			History			Life Sciences			Mathematical Literacy			Mathematics			Physical Sciences		
					Total Wrote	Achieved 30 - 100%	% Achieved at 30% and Above	Total Wrote	Achieved 30 - 100%	% Achieved at 30% and Above	Total Wrote	Achieved 30 - 100%	% Achieved at 30% and Above	Total Wrote	Achieved 30 - 100%	% Achieved at 30% and Above	Total Wrote	Achieved 30 - 100%	% Achieved at 30% and Above	Total Wrote	Achieved 30 - 100%	% Achieved at 30% and Above	Total Wrote	Achieved 30 - 100%	% Achieved at 30% and Above	Total Wrote	Achieved 30 - 100%	% Achieved at 30% and Above	Total Wrote	Achieved 30 - 100%	% Achieved at 30% and Above	Total Wrote	Achieved 30 - 100%	% Achieved at 30% and Above			
JOHANNESBURG NORTH	AMAZING GRACE PRIVATE SCH	8400395	2024	99	10	8	80.0				25	23	92.0	28	22	78.6				25	25	100.0	53	51	96.2	28	18	64.3	26	26	100.0	27	12	44.4	20	9	45.0
		8400395	2023	99	9	6	66.7				23	21	91.3	17	17	100.0				26	23	88.5	43	42	97.7	20	17	85.0	22	20	90.9	21	12	57.1	18	11	61.1
	AUCKLAND PARK ACADEMY (IND CENTRE)	8400640	2024	99	20	20	100.0				2	2	100.0							5	5	100.0	8	8	100.0	25	25	100.0	5	5	100.0	25	25	100.0	20	20	100.0
		8400640	2023	99	18	18	100.0				10	10	100.0							16	15	93.8	18	17	94.4	25	25	100.0	11	11	100.0	23	23	100.0	16	16	100.0
	BLUE EAGLE HIGH SCHOOL	8400391	2024	1	22	21	95.5				74	69	93.2	74	55	74.3	240	240	100.0	166	164	98.8	173	171	98.8	166	137	82.5	194	191	98.5	46	35	76.1	44	40	90.9
		8400391	2023	1	39	30	76.9				72	64	88.9	72	57	79.2	219	219	100.0	147	136	92.5	134	125	93.3	147	102	69.4	154	141	91.6	65	41	63.1	46	43	93.5
	BONA COMPREHENSIVE SCHOOL	8131961	2024	3	13	9	69.2				82	57	69.5	81	33	40.7	175	175	100.0	72	64	88.9	43	38	88.4	26	22	84.6	121	101	83.5	29	19	65.5	26	13	50.0
		8131961	2023	3	13	10	76.9				78	57	73.1	78	38	48.7	224	224	100.0	123	105	85.4	116	102	87.9	33	26	78.8	164	138	84.1	39	26	66.7	32	21	65.6
	BOPASENATLA SECONDARY SCHOOL	8140426	2024	3	18	18	100.0				41	41	100.0	18	18	100.0	87	87	100.0	69	68	98.6	87	86	98.9	46	43	93.5	66	66	100.0	21	14	66.7	21	14	66.7
		8140426	2023	3	8	7	87.5				30	30	100.0	8	7	87.5	56	56	100.0	48	42	87.5	41	39	95.1	26	23	88.5	48	42	87.5	8	7	87.5	8	8	100.0
	BOPHELO-IMPILO PRIVATE SCHOOL	8131979	2024	99							17	10	58.8							16	6	37.5	23	11	47.8				29	22	75.9	6	0	0.0			
		8131979	2023	99	1	1	100.0				8	4	50.0	5	2	40.0				8	5	62.5	10	3	30.0	11	3	27.3	13	10	76.9	6	0	0.0	5	0	0.0
	BOSMONT MUSLIM SCHOOL	8141523	2023	99	2	2	100.0				38	25	65.8							38	29	76.3	40	26	65.0	45	17	37.8	48	42	87.5	27	13	48.1	8	8	100.0
	BRANDCLIFF HOUSE PRIVATE SCHOOL	8400032	2024	99							8	7	87.5													7	6	85.7	13	13	100.0	6	6	100.0	4	4	100.0
		8400032	2023	99							12	10	83.3							6	6	100.0				8	8	100.0	14	14	100.0	11	10	90.9	5	4	80.0
	CHRIS J BOTHA SECONDARY SCHOOL	8140038	2024	5	19	18	94.7				56	49	87.5	55	33	60.0				73	66	90.4	89	85	95.5	73	47	64.4	106	94	88.7	23	17	73.9	21	13	61.9
		8140038	2023	5	20	17	85.0				64	46	71.9	63	28	44.4				63	60	95.2	98	83	84.7	64	40	62.5	112	97	86.6	15	7	46.7	9	7	77.8
	CONCORD COLLEGE	8152859	2024	99							6	6	100.0										7	7	100.0	8	8	100.0	9	9	100.0	11	9	81.8	5	4	80.0
		8152859	2023	99							9	9	100.0							2	2	100.0	18	18	100.0	10	7	70.0	16	16	100.0	12	8	66.7	7	6	85.7

Province Districts	Centre Name	Centre Number	Exam Date	Quintile	Accounting			Agricultural Sciences			Business Studies			Economics			English First Additional Language			Geography			History			Life Sciences			Mathematical Literacy			Mathematics			Physical Sciences		
					Total Wrote	Achieved 30 - 100%	% Achieved at 30% and Above	Total Wrote	Achieved 30 - 100%	% Achieved at 30% and Above	Total Wrote	Achieved 30 - 100%	% Achieved at 30% and Above	Total Wrote	Achieved 30 - 100%	% Achieved at 30% and Above	Total Wrote	Achieved 30 - 100%	% Achieved at 30% and Above	Total Wrote	Achieved 30 - 100%	% Achieved at 30% and Above	Total Wrote	Achieved 30 - 100%	% Achieved at 30% and Above	Total Wrote	Achieved 30 - 100%	% Achieved at 30% and Above	Total Wrote	Achieved 30 - 100%	% Achieved at 30% and Above	Total Wrote	Achieved 30 - 100%	% Achieved at 30% and Above			
JOHANNESBURG NORTH	CORONATIONVILLE SECONDARY SCHOOL	8140053	2024	4	11	9	81.8				78	59	75.6	50	35	70.0				62	54	87.1	36	27	75.0	33	27	81.8	101	91	90.1	18	14	77.8	15	10	66.7
		8140053	2023	4	8	6	75.0				78	52	66.7	29	16	55.2				60	56	93.3	68	48	70.6	26	21	80.8	97	88	90.7	19	11	57.9	11	8	72.7
	COSMO CITY SEC 2	8400210	2024	1	37	27	73.0				106	90	84.9	37	34	91.9	194	194	100.0	109	103	94.5	85	79	92.9	88	70	79.5	147	135	91.8	47	34	72.3	44	29	65.9
		8400210	2023	1	31	21	67.7				87	78	89.7	31	27	87.1	173	173	100.0	84	75	89.3	61	58	95.1	86	57	66.3	115	99	86.1	58	32	55.2	55	31	56.4
	COSMO CITY SEC SCHOOL 1	8400180	2024	1	34	27	79.4				76	71	93.4	76	61	80.3	273	273	100.0	268	258	96.3	191	182	95.3	224	165	73.7	255	237	92.9	90	59	65.6	78	63	80.8
		8400180	2023	1	23	16	69.6				66	52	78.8	67	39	58.2	292	292	100.0	280	261	93.2	193	180	93.3	220	160	72.7	256	220	85.9	91	48	52.7	87	76	87.4
	CURRO ACADEMY RIVERSIDE	8401108	2024	99	3	3	100.0				13	13	100.0							32	32	100.0	24	23	95.8	20	18	90.0	34	32	94.1	23	19	82.6	18	16	88.9
		8401108	2023	99	9	6	66.7				21	20	95.2							27	27	100.0	24	24	100.0	24	21	87.5	26	26	100.0	28	24	85.7	17	13	76.5
	DAMELIN BRAAMFONTEIN (ICG)	8217359	2023	99	10	3	30.0				32	18	56.3	15	7	46.7				53	42	79.2	22	17	77.3	34	20	58.8	43	36	83.7	28	12	42.9	18	9	50.0
	DELTA PARK SCHOOL (LSEN)	8150391	2024	99							17	14	82.4															28	28	100.0							
		8150391	2023	99							28	18	64.3															42	40	95.2							
	DESIGNATED CENTRE BOPHELO-IMPILO A	8800017	2024	99	6	6	100.0				28	24	85.7										23	22	95.7	11	9	81.8	16	16	100.0	13	9	69.2	4	3	75.0
	DESIGNATED CENTRE BOPHELO-IMPILO B	8888037	2024	99																23	18	78.3				22	8	36.4	20	18	90.0	2	1	50.0			
	DESIGNATED LEAP SCIENCE AND MATHS A	8888041	2024	99							11	3	27.3	4	0	0.0	0	0		21	14	66.7	0	0		9	5	55.6	14	9	64.3	11	4	36.4	9	2	22.2
	DESIGNATED LEAP SCIENCE AND MATHS B	8888042	2024	99							8	7	87.5	3	2	66.7							5	5	100.0				8	8	100.0						
	DESIGNATED SPARK RANDBURG	8888040	2024	99	7	7	100.0				84	73	86.9	58	51	87.9				43	43	100.0	60	60	100.0	85	77	90.6	67	66	98.5	71	57	80.3	58	43	74.1



Province Districts	Centre Name	Centre Number	Exam Date	Quintile	Accounting			Agricultural Sciences			Business Studies			Economics			English First Additional Language			Geography			History			Life Sciences			Mathematical Literacy			Mathematics			Physical Sciences		
					Total Wrote	Achieved 30 - 100%	% Achieved at 30% and Above	Total Wrote	Achieved 30 - 100%	% Achieved at 30% and Above	Total Wrote	Achieved 30 - 100%	% Achieved at 30% and Above	Total Wrote	Achieved 30 - 100%	% Achieved at 30% and Above	Total Wrote	Achieved 30 - 100%	% Achieved at 30% and Above	Total Wrote	Achieved 30 - 100%	% Achieved at 30% and Above	Total Wrote	Achieved 30 - 100%	% Achieved at 30% and Above	Total Wrote	Achieved 30 - 100%	% Achieved at 30% and Above	Total Wrote	Achieved 30 - 100%	% Achieved at 30% and Above	Total Wrote	Achieved 30 - 100%	% Achieved at 30% and Above			
JOHANNESBURG NORTH	DIEPDALE SECONDARY SCHOOL	8140434	2024	3	26	25	96.2				68	59	86.8	26	24	92.3	179	179	100.0	129	119	92.2	109	105	96.3	111	80	72.1	121	114	94.2	58	41	70.7	44	34	77.3
		8140434	2023	3	22	21	95.5				38	35	92.1	22	22	100.0	130	130	100.0	108	105	97.2	69	63	91.3	92	79	85.9	69	63	91.3	61	32	52.5	39	34	87.2
	DIEPSLOOT COMBINED SCHOOL	8400010	2024	1													133	133	100.0	99	98	99.0	99	99	100.0	77	72	93.5	99	96	97.0	34	29	85.3	34	34	100.0
		8400010	2023	1													122	122	100.0	94	89	94.7	94	94	100.0	77	68	88.3	94	93	98.9	28	28	100.0	28	28	100.0
	DIEPSLOOT SECONDARY NO 2	8400424	2024	1	33	33	100.0				158	156	98.7	49	42	85.7	248	248	100.0	100	100	100.0	157	157	100.0	89	87	97.8	189	181	95.8	59	50	84.7	38	36	94.7
		8400424	2023	1	30	30	100.0				147	122	83.0	58	53	91.4	215	215	100.0	69	69	100.0	127	125	98.4	68	64	94.1	160	149	93.1	55	50	90.9	32	31	96.9
	DIEPSLOOT WEST SEC	8400149	2024	1	11	5	45.5				88	70	79.5	11	8	72.7	194	194	100.0	107	95	88.8	162	148	91.4	79	61	77.2	172	142	82.6	23	20	87.0	22	19	86.4
		8400149	2023	1	18	15	83.3				71	41	57.7	18	15	83.3	165	165	100.0	94	81	86.2	121	110	90.9	94	50	53.2	137	116	84.7	28	19	67.9	26	24	92.3
	EMSHUKANTAMBO SEC SCHOOL	8121301	2024	3	26	19	73.1				47	42	89.4	47	44	93.6	208	208	100.0	162	150	92.6	100	93	93.0	133	114	85.7	139	125	89.9	69	46	66.7	62	48	77.4
		8121301	2023	3	32	22	68.8				32	29	90.6	32	27	84.4	155	155	100.0	123	111	90.2	77	68	88.3	123	101	82.1	105	93	88.6	49	31	63.3	46	42	91.3
	FAR NORTH SECONDARY SCHOOL	8400585	2024	1	16	12	75.0				16	16	100.0	16	16	100.0	120	120	100.0	124	120	96.8	88	79	89.8	124	99	79.8	88	78	88.6	52	40	76.9	36	28	77.8
		8400585	2023	1	5	5	100.0				5	5	100.0	5	5	100.0	120	120	100.0	136	124	91.2	82	70	85.4	136	85	62.5	82	64	78.0	59	23	39.0	54	24	44.4
	FERNDALE HIGH SCHOOL	8150441	2024	5	10	9	90.0				47	42	89.4							24	24	100.0	27	27	100.0	37	33	89.2	74	68	91.9	52	42	80.8	33	26	78.8
		8150441	2023	5	20	14	70.0				50	44	88.0							17	17	100.0	21	18	85.7	32	30	93.8	63	59	93.7	74	40	54.1	32	20	62.5
	FIDELITAS COMPREHENSIVE SCHOOL	8140517	2024	3	18	15	83.3				69	61	88.4	48	35	72.9	207	207	100.0	137	114	83.2	116	101	87.1	78	64	82.1	181	140	77.3	26	19	73.1	21	18	85.7
		8140517	2023	3	18	14	77.8				78	64	82.1	57	30	52.6	200	199	99.5	123	98	79.7	94	79	84.0	68	48	70.6	161	130	80.7	40	25	62.5	29	20	69.0
	FONS LUMINIS SEC SCHOOL	8140525	2024	4	28	25	89.3				173	140	80.9	28	28	100.0	238	238	100.0	127	122	96.1	145	139	95.9	148	111	75.0	170	161	94.7	68	61	89.7	65	43	66.2
		8140525	2023	4	29	23	79.3				196	153	78.1	30	20	66.7	253	253	100.0	123	111	90.2	168	154	91.7	157	96	61.1	190	173	91.1	64	51	79.7	56	49	87.5
	FOURWAYS HIGH SCHOOL	8150466	2024	5	53	45	84.9				91	85	93.4							92	92	100.0	103	102	99.0	90	89	98.9	95	95	100.0	123	109	88.6	78	70	89.7
		8150466	2023	5	23	22	95.7				95	92	96.8							88	88	100.0	109	104	95.4	134	120	89.6	106	106	100.0	108	100	92.6	57	56	98.2

Province Districts	Centre Name	Centre Number	Exam Date	Quintile	Accounting			Agricultural Sciences			Business Studies			Economics			English First Additional Language			Geography			History			Life Sciences			Mathematical Literacy			Mathematics			Physical Sciences		
					Total Wrote	Achieved 30 - 100%	% Achieved at 30% and Above	Total Wrote	Achieved 30 - 100%	% Achieved at 30% and Above	Total Wrote	Achieved 30 - 100%	% Achieved at 30% and Above	Total Wrote	Achieved 30 - 100%	% Achieved at 30% and Above	Total Wrote	Achieved 30 - 100%	% Achieved at 30% and Above	Total Wrote	Achieved 30 - 100%	% Achieved at 30% and Above	Total Wrote	Achieved 30 - 100%	% Achieved at 30% and Above	Total Wrote	Achieved 30 - 100%	% Achieved at 30% and Above	Total Wrote	Achieved 30 - 100%	% Achieved at 30% and Above	Total Wrote	Achieved 30 - 100%	% Achieved at 30% and Above			
JOHANNESBURG NORTH	GREENSIDE DESIGNATED CENTRE	8219562	2023	99	3	3	100.0				48	46	95.8	27	22	81.5				17	17	100.0	23	23	100.0	41	37	90.2	26	25	96.2	39	29	74.4	22	21	95.5
	GREENSIDE DESIGNATED CENTRE A	8219562	2024	99	3	2	66.7				17	11	64.7	10	5	50.0				16	13	81.3	13	12	92.3	6	2	33.3	22	20	90.9	6	3	50.0	3	1	33.3
	GREENSIDE DESIGNATED CENTRE B	8888038	2024	99							6	6	100.0							5	5	100.0	6	6	100.0	5	4	80.0	7	7	100.0	4	3	75.0	4	4	100.0
	GREENSIDE DESIGNATED CENTRE C	8888039	2024	99	5	3	60.0				11	10	90.9	10	7	70.0				18	17	94.4	3	3	100.0	16	14	87.5	10	9	90.0	19	8	42.1	15	3	20.0
	GREENSIDE HIGH SCHOOL	8130427	2024	5	35	34	97.1				78	76	97.4							32	32	100.0	66	66	100.0	92	91	98.9	84	84	100.0	106	105	99.1	77	72	93.5
		8130427	2023	5	44	43	97.7				95	92	96.8							30	30	100.0	64	64	100.0	95	93	97.9	81	81	100.0	121	113	93.4	75	75	100.0
	HO&R TEGNIESE SKOOL LANGLAAGTE	8130559	2024	5	9	8	88.9				35	35	100.0	22	18	81.8				56	54	96.4				43	23	53.5	34	32	94.1	34	20	58.8	33	18	54.5
		8130559	2023	5	18	13	72.2				41	39	95.1	28	26	92.9				48	47	97.9				38	19	50.0	35	33	94.3	31	16	51.6	25	14	56.0
	HO&RSKOOL LINDEN	8150623	2024	5	42	42	100.0	1	1	100.0	55	55	100.0	35	33	94.3	121	121	100.0	23	23	100.0				65	60	92.3	65	65	100.0	81	81	100.0	51	51	100.0
		8150623	2023	5	32	32	100.0				55	55	100.0	34	33	97.1	108	108	100.0	10	10	100.0				51	49	96.1	46	45	97.8	96	96	100.0	67	66	98.5
	HO&RSKOOL RANDBURG	8150631	2024	5	21	21	100.0	1	1	100.0	14	14	100.0	12	12	100.0	165	165	100.0	20	20	100.0	19	17	89.5	53	53	100.0	102	102	100.0	79	79	100.0	62	61	98.4
		8150631	2023	5	24	24	100.0				13	11	84.6	14	14	100.0	136	136	100.0	26	26	100.0	1	1	100.0	59	56	94.9	75	75	100.0	83	82	98.8	64	64	100.0
	HO&RSKOOL VORENTOE	8140186	2024	5	18	17	94.4				122	112	91.8							51	51	100.0	49	49	100.0	121	91	75.2	159	157	98.7	64	48	75.0	48	32	66.7
		8140186	2023	5	40	30	75.0				124	113	91.1							80	76	95.0	36	36	100.0	109	93	85.3	167	164	98.2	29	24	82.8	17	11	64.7
	HOPE SCHOOL/SKOOL	8130534	2024	4	3	3	100.0				11	9	81.8							2	2	100.0	7	6	85.7	9	6	66.7	10	9	90.0	7	2	28.6	4	0	0.0
		8130534	2023	4	3	3	100.0				13	12	92.3							6	6	100.0	11	11	100.0	11	9	81.8	15	14	93.3	8	5	62.5	4	4	100.0
	IMMACULATA SECONDARY SCHOOL	8140566	2024	99	22	22	100.0				32	31	96.9	19	19	100.0	111	111	100.0	79	78	98.7	69	69	100.0	57	46	80.7	75	74	98.7	37	29	78.4	21	14	66.7
		8140566	2023	99	21	17	81.0				20	20	100.0	15	14	93.3	104	104	100.0	83	75	90.4	43	37	86.0	66	52	78.8	53	48	90.6	51	33	64.7	40	27	67.5

Province Districts	Centre Name	Centre Number	Exam Date	Quintile	Accounting			Agricultural Sciences			Business Studies			Economics			English First Additional Language			Geography			History			Life Sciences			Mathematical Literacy			Mathematics			Physical Sciences		
					Total Wrote	Achieved 30 - 100%	% Achieved at 30% and Above	Total Wrote	Achieved 30 - 100%	% Achieved at 30% and Above	Total Wrote	Achieved 30 - 100%	% Achieved at 30% and Above	Total Wrote	Achieved 30 - 100%	% Achieved at 30% and Above	Total Wrote	Achieved 30 - 100%	% Achieved at 30% and Above	Total Wrote	Achieved 30 - 100%	% Achieved at 30% and Above	Total Wrote	Achieved 30 - 100%	% Achieved at 30% and Above	Total Wrote	Achieved 30 - 100%	% Achieved at 30% and Above	Total Wrote	Achieved 30 - 100%	% Achieved at 30% and Above	Total Wrote	Achieved 30 - 100%	% Achieved at 30% and Above			
JOHANNESBURG NORTH	ITIRELE-ZENZELE COMPREHENSIVE SCHOOL	8152181	2024	1	16	9	56.3				80	65	81.3	16	14	87.5	172	172	100.0	139	105	75.5	61	59	96.7	76	45	59.2	97	70	72.2	58	29	50.0	42	12	28.6
		8152181	2023	1	34	22	64.7				86	78	90.7	34	30	88.2	199	199	100.0	142	126	88.7	66	61	92.4	90	60	66.7	115	84	73.0	61	35	57.4	52	26	50.0
	JOHANNESBURG MUSLIM SCHOOL	8133769	2024	99	37	36	97.3				33	33	100.0							28	28	100.0	17	17	100.0	53	53	100.0	20	20	100.0	49	48	98.0	37	36	97.3
	JOHANNESBURG SECONDARY SCHOOL	8130062	2024	5	25	24	96.0				66	63	95.5	16	13	81.3				35	35	100.0	50	49	98.0	100	86	86.0	56	56	100.0	65	40	61.5	44	28	63.6
		8130062	2023	5	33	33	100.0				114	100	87.7	49	31	63.3				46	44	95.7	81	77	95.1	98	78	79.6	103	98	95.1	60	32	53.3	33	28	84.8
	KWENA MOLAPO COMPREHENSIVE SCHOOL	8152223	2024	2	33	31	93.9				79	71	89.9	28	28	100.0	165	165	100.0	133	129	97.0	137	130	94.9	41	33	80.5	159	150	94.3	52	31	59.6	46	36	78.3
		8152223	2023	2	17	15	88.2				41	38	92.7	17	17	100.0	101	101	100.0	84	82	97.6	75	71	94.7	35	34	97.1	84	81	96.4	43	28	65.1	35	34	97.1
	LEAP SCIENCE AND MATHS SCH D10	8400667	2024	99	21	21	100.0				11	11	100.0				47	47	100.0				26	26	100.0	47	47	100.0				47	42	89.4	36	36	100.0
		8400667	2023	99	16	16	100.0				10	10	100.0				45	45	100.0				29	29	100.0	45	45	100.0				45	43	95.6	35	35	100.0
	LOFENTSE COMPREHENSIVE SCHOOL	8132449	2024	3	25	20	80.0				46	42	91.3	52	33	63.5	175	175	100.0	87	86	98.9	63	62	98.4	102	82	80.4	103	95	92.2	72	58	80.6	66	49	74.2
		8132449	2023	3	27	17	63.0				45	39	86.7	85	50	58.8	216	216	100.0	78	77	98.7	111	88	79.3	113	84	74.3	149	130	87.2	67	43	64.2	60	50	83.3
	MADIBANE COMPREHENSIVE SCHOOL	8140756	2024	2	31	29	93.5				45	45	100.0	26	26	100.0	132	132	100.0	101	96	95.0	63	61	96.8	87	69	79.3	85	75	88.2	47	42	89.4	43	24	55.8
		8140756	2023	2	18	17	94.4				43	43	100.0	18	18	100.0	117	117	100.0	99	98	99.0	66	64	97.0	74	62	83.8	81	80	98.8	36	33	91.7	33	30	90.9
	MAYFAIR ACADEMY	8401017	2024	99	2	2	100.0				3	3	100.0							13	13	100.0	9	9	100.0	12	12	100.0	7	7	100.0	8	8	100.0	6	6	100.0
		8401017	2023	99	4	4	100.0				6	6	100.0	4	4	100.0				9	9	100.0	4	4	100.0	7	7	100.0	6	6	100.0	7	7	100.0	5	5	100.0
	MCAULEY HOUSE SCHOOL	8130971	2024	99	20	20	100.0				21	20	95.2							10	10	100.0	16	16	100.0	50	49	98.0	11	11	100.0	46	41	89.1	20	16	80.0
		8130971	2023	99	14	14	100.0				16	16	100.0							27	27	100.0	27	27	100.0	45	44	97.8	19	19	100.0	39	33	84.6	15	15	100.0
	MERIDIAN COSMO CITY (INDEP CENTRE)	8400841	2024	99	16	13	81.3				58	55	94.8							39	39	100.0	38	38	100.0	52	52	100.0	49	48	98.0	57	51	89.5	47	44	93.6
		8400841	2023	99	17	15	88.2				54	49	90.7							29	28	96.6	20	17	85.0	37	31	83.8	37	37	100.0	37	35	94.6	20	19	95.0

Province Districts	Centre Name	Centre Number	Exam Date	Quintile	Accounting			Agricultural Sciences			Business Studies			Economics			English First Additional Language			Geography			History			Life Sciences			Mathematical Literacy			Mathematics			Physical Sciences		
					Total Wrote	Achieved 30 - 100%	% Achieved at 30% and Above	Total Wrote	Achieved 30 - 100%	% Achieved at 30% and Above	Total Wrote	Achieved 30 - 100%	% Achieved at 30% and Above	Total Wrote	Achieved 30 - 100%	% Achieved at 30% and Above	Total Wrote	Achieved 30 - 100%	% Achieved at 30% and Above	Total Wrote	Achieved 30 - 100%	% Achieved at 30% and Above	Total Wrote	Achieved 30 - 100%	% Achieved at 30% and Above	Total Wrote	Achieved 30 - 100%	% Achieved at 30% and Above	Total Wrote	Achieved 30 - 100%	% Achieved at 30% and Above	Total Wrote	Achieved 30 - 100%	% Achieved at 30% and Above			
JOHANNESBURG NORTH	MUSI COMPREHENSIVE	8121608	2024	5	29	14	48.3				115	93	80.9	29	25	86.2	185	185	100.0	94	80	85.1				78	64	82.1	110	94	85.5	48	28	58.3	43	30	69.8
		8121608	2023	5	49	15	30.6				193	120	62.2	49	28	57.1	269	269	100.0	126	110	87.3				120	82	68.3	187	151	80.7	57	27	47.4	51	39	76.5
	NAMEDI SECONDARY SCHOOL	8140848	2024	2	21	10	47.6				28	28	100.0	27	19	70.4	127	127	100.0	99	79	79.8	70	60	85.7	86	48	55.8	82	62	75.6	45	20	44.4	30	14	46.7
		8140848	2023	2	17	8	47.1				23	23	100.0	23	14	60.9	128	127	99.2	105	90	85.7	74	63	85.1	101	57	56.4	80	57	71.3	47	20	42.6	31	23	74.2
	NEW NATION SCHOOL	8133348	2024	5	37	15	40.5				37	36	97.3	37	19	51.4	54	54	100.0	71	63	88.7	49	44	89.8	71	55	77.5	82	75	91.5	25	21	84.0	22	19	86.4
		8133348	2023	5	27	12	44.4				27	22	81.5	27	17	63.0	49	49	100.0	62	54	87.1	47	40	85.1	63	44	69.8	73	63	86.3	17	15	88.2	16	16	100.0
	NEWTON HOUSE SCHOOL	8401142	2024	99	6	4	66.7				18	15	83.3							12	12	100.0	13	11	84.6	9	7	77.8	32	32	100.0	6	6	100.0	4	4	100.0
		8401142	2023	99	12	9	75.0				14	14	100.0							13	13	100.0	11	9	81.8	18	16	88.9	24	24	100.0	10	6	60.0	4	3	75.0
	NOORDGESIG SEC SCHOOL	8140087	2024	4	18	12	66.7				49	40	81.6	33	23	69.7				58	48	82.8	73	50	68.5	74	36	48.6	117	92	78.6	22	17	77.3	17	12	70.6
		8140087	2023	4	42	15	35.7				76	64	84.2	47	32	68.1				62	53	85.5	106	47	44.3	97	37	38.1	171	127	74.3	29	14	48.3	18	9	50.0
	NORTHCLIFF HIGH SCHOOL	8140285	2024	5	90	85	94.4				178	174	97.8							76	76	100.0	129	129	100.0	104	99	95.2	146	146	100.0	146	139	95.2	92	87	94.6
		8140285	2023	5	82	76	92.7				173	166	96.0							73	73	100.0	111	109	98.2	119	111	93.3	128	127	99.2	164	154	93.9	118	110	93.2
	NORTHRIDING COLLEGE	8400868	2024	99	1	1	100.0				12	12	100.0	7	7	100.0				2	2	100.0	3	2	66.7	10	10	100.0	7	7	100.0	14	13	92.9	5	5	100.0
	NORTHRIDING SEC SCHOOL	8400663	2024	5	32	30	93.8				69	66	95.7							61	61	100.0	72	72	100.0	62	55	88.7	71	70	98.6	50	37	74.0	30	18	60.0
		8400663	2023	5	34	30	88.2				73	70	95.9							70	69	98.6	74	70	94.6	92	86	93.5	66	66	100.0	84	48	57.1	53	33	62.3
	NORTHSIDE COLLEGE	8400814	2023	99							7	7	100.0																7	7	100.0						
	ORLANDO SECONDARY SCHOOL	8132670	2024	3	21	8	38.1				102	70	68.6	21	7	33.3	138	138	100.0	118	103	87.3	60	49	81.7	37	32	86.5	96	83	86.5	43	28	65.1	37	18	48.6
		8132670	2023	3	24	10	41.7				89	54	60.7	24	15	62.5	122	122	100.0	99	86	86.9	50	37	74.0	34	32	94.1	82	69	84.1	41	31	75.6	34	22	64.7
PARKTOWN GIRLS HIGH SCHOOL	8131136	2024	5	29	29	100.0													59	59	100.0	120	120	100.0	164	159	97.0	82	82	100.0	123	116	94.3	84	84	100.0	
	8131136	2023	5	38	37	97.4													50	50	100.0	102	102	100.0	165	161	97.6	66	66	100.0	139	134	96.4	90	90	100.0	

Province Districts	Centre Name	Centre Number	Exam Date	Quintile	Accounting			Agricultural Sciences			Business Studies			Economics			English First Additional Language			Geography			History			Life Sciences			Mathematical Literacy			Mathematics			Physical Sciences		
					Total Wrote	Achieved 30 - 100%	% Achieved at 30% and Above	Total Wrote	Achieved 30 - 100%	% Achieved at 30% and Above	Total Wrote	Achieved 30 - 100%	% Achieved at 30% and Above	Total Wrote	Achieved 30 - 100%	% Achieved at 30% and Above	Total Wrote	Achieved 30 - 100%	% Achieved at 30% and Above	Total Wrote	Achieved 30 - 100%	% Achieved at 30% and Above	Total Wrote	Achieved 30 - 100%	% Achieved at 30% and Above	Total Wrote	Achieved 30 - 100%	% Achieved at 30% and Above	Total Wrote	Achieved 30 - 100%	% Achieved at 30% and Above	Total Wrote	Achieved 30 - 100%	% Achieved at 30% and Above			
JOHANNESBURG NORTH	PROGRESS COMPREHENSIVE SCHOOL	8121715	2024	4	29	24	82.8				123	83	67.5	29	16	55.2	206	205	99.5	66	58	87.9	58	54	93.1	39	36	92.3	122	113	92.6	39	15	38.5	39	25	64.1
		8121715	2023	4	22	22	100.0				119	66	55.5	22	21	95.5	193	193	100.0	101	89	88.1	58	49	84.5	43	40	93.0	119	92	77.3	44	32	72.7	43	32	74.4
	R W FICK SECONDARY SCHOOL	8140095	2024	5	22	19	86.4				56	53	94.6	56	42	75.0				44	39	88.6	62	57	91.9	44	25	56.8	76	67	88.2	24	13	54.2	16	9	56.3
		8140095	2023	5	15	8	53.3				37	32	86.5	37	17	45.9				89	74	83.1	91	74	81.3	90	42	46.7	96	76	79.2	30	16	53.3	21	18	85.7
	RABASOTHO COMBINED SCHOOL	8152851	2024	99	5	5	100.0				5	5	100.0	5	4	80.0	15	15	100.0	10	10	100.0	5	5	100.0	10	9	90.0	13	13	100.0	2	1	50.0			
		8152851	2023	99	9	8	88.9				9	9	100.0	9	7	77.8	26	26	100.0	17	16	94.1	6	6	100.0	17	14	82.4	16	16	100.0	10	4	40.0			
	RAND PARK HIGH SCHOOL	8151241	2024	5	44	44	100.0				133	133	100.0							94	94	100.0	54	54	100.0	129	127	98.4	133	133	100.0	132	127	96.2	90	81	90.0
		8151241	2023	5	43	42	97.7				138	132	95.7							90	90	100.0	49	48	98.0	140	138	98.6	144	144	100.0	119	117	98.3	77	77	100.0
	RIVERLEA SEC SCHOOL	8140111	2024	3	25	20	80.0				25	24	96.0	25	16	64.0				69	59	85.5	46	39	84.8	23	19	82.6	67	58	86.6	27	27	100.0	23	23	100.0
		8140111	2023	3	16	12	75.0				16	15	93.8	16	12	75.0				84	65	77.4	64	41	64.1	20	20	100.0	84	68	81.0	16	16	100.0	20	18	90.0
	ROOSEVELT HIGH SCHOOL	8131367	2024	5	68	63	92.6				172	157	91.3							46	46	100.0	126	119	94.4	139	133	95.7	180	180	100.0	135	109	80.7	103	91	88.3
		8131367	2023	5	34	31	91.2				143	136	95.1							55	54	98.2	116	107	92.2	140	128	91.4	179	178	99.4	106	93	87.7	80	72	90.0
	ROYAL MOUNT COLLEGE HIGH SCHOOL	8400993	2024	99	5	4	80.0				7	7	100.0	5	5	100.0				8	8	100.0	2	2	100.0	6	6	100.0				13	11	84.6	6	6	100.0
	SAMA HIGH SCHOOL	8400136	2024	99	5	5	100.0				14	14	100.0										23	23	100.0	29	28	96.6	18	18	100.0	25	25	100.0	18	18	100.0
		8400136	2023	99	14	14	100.0				12	12	100.0										7	7	100.0	27	26	96.3	8	8	100.0	20	20	100.0	14	14	100.0
	SEKOLO SA BOROKGO	8152348	2023	99	15	15	100.0				48	41	85.4	21	18	85.7				33	33	100.0	20	19	95.0	50	37	74.0	29	29	100.0	42	27	64.3	23	20	87.0
	SELELEKELA SEC SCHOOL	8132902	2024	3	34	26	76.5				90	65	72.2	90	33	36.7	296	296	100.0	195	155	79.5	191	139	72.8	111	78	70.3	192	132	68.8	102	66	64.7	79	47	59.5
		8132902	2023	3	15	13	86.7				43	31	72.1	43	25	58.1	203	203	100.0	155	115	74.2	130	72	55.4	62	49	79.0	130	78	60.0	73	40	54.8	63	34	54.0
	ST ANSGARS COMBINED SCHOOL	8152363	2024	1							74	61	82.4	18	16	88.9	129	129	100.0	73	63	86.3	81	74	91.4	30	28	93.3	81	75	92.6	48	21	43.8	30	24	80.0
		8152363	2023	1							101	69	68.3	20	9	45.0	155	155	100.0	74	58	78.4	108	105	97.2	27	24	88.9	108	91	84.3	47	21	44.7	27	23	85.2

Province Districts	Centre Name	Centre Number	Exam Date	Quintile	Accounting			Agricultural Sciences			Business Studies			Economics			English First Additional Language			Geography			History			Life Sciences			Mathematical Literacy			Mathematics			Physical Sciences		
					Total Wrote	Achieved 30 - 100%	% Achieved at 30% and Above	Total Wrote	Achieved 30 - 100%	% Achieved at 30% and Above	Total Wrote	Achieved 30 - 100%	% Achieved at 30% and Above	Total Wrote	Achieved 30 - 100%	% Achieved at 30% and Above	Total Wrote	Achieved 30 - 100%	% Achieved at 30% and Above	Total Wrote	Achieved 30 - 100%	% Achieved at 30% and Above	Total Wrote	Achieved 30 - 100%	% Achieved at 30% and Above	Total Wrote	Achieved 30 - 100%	% Achieved at 30% and Above	Total Wrote	Achieved 30 - 100%	% Achieved at 30% and Above	Total Wrote	Achieved 30 - 100%	% Achieved at 30% and Above			
JOHANNESBURG NORTH	ST BARNABAS COLLEGE	8140368	2024	99									26	26	100.0				15	15	100.0				64	62	96.9				88	74	84.1	50	45	90.0	
		8140368	2023	99									24	23	95.8				16	16	100.0				73	68	93.2				88	73	83.0	53	49	92.5	
	SUNRISE SECONDARY SCHOOL	8400417	2024	1	11	11	100.0				79	77	97.5	79	61	77.2	171	171	100.0	92	91	98.9	55	55	100.0	92	82	89.1	130	114	87.7	41	30	73.2	37	35	94.6
		8400417	2023	1	17	15	88.2				62	61	98.4	62	57	91.9	174	174	100.0	112	107	95.5	84	81	96.4	112	73	65.2	139	131	94.2	35	23	65.7	28	28	100.0
	THABA-JABULA SECONDARY SCHOOL	8121798	2024	3	38	33	86.8				97	82	84.5	60	33	55.0	242	242	100.0	182	173	95.1	84	81	96.4	145	112	77.2	162	136	84.0	79	41	51.9	61	49	80.3
		8121798	2023	3	27	23	85.2				84	74	88.1	49	32	65.3	225	225	100.0	178	160	89.9	96	92	95.8	143	73	51.0	159	129	81.1	68	36	52.9	47	38	80.9
	UJ METROPOLITAN ACADEMY	8132811	2024	5	61	61	100.0							45	45	100.0															87	83	95.4	75	70	93.3	
		8132811	2023	5	67	65	97.0							46	46	100.0															90	88	97.8	77	74	96.1	
	WESTBURY SECONDARY SCHOOL	8140137	2024	4							84	49	58.3	27	9	33.3				112	103	92.0	86	78	90.7	69	54	78.3	128	113	88.3	26	16	61.5	26	16	61.5
		8140137	2023	4	29	15	51.7				85	63	74.1	51	29	56.9				123	106	86.2	99	70	70.7	89	59	66.3	143	109	76.2	48	14	29.2	25	18	72.0
WILLOWRIDGE PRIVATE SCHOOL	8400026	2024	99							5	4	80.0																6	6	100.0							
	8400026	2023	99							3	3	100.0																3	3	100.0							
JOHANNESBURG SOUTH	AFRICA HOUSE COLLEGE	8122184	2024	99	5	5	100.0				29	27	93.1	4	4	100.0	34	34	100.0	37	37	100.0	30	25	83.3	24	21	87.5	32	30	93.8	16	12	75.0	12	11	91.7
	AFRIMAT COLLEGE	8400507	2024	99	1	1	100.0				3	3	100.0	1	1	100.0				8	8	100.0	6	6	100.0	4	4	100.0	9	9	100.0	3	2	66.7	3	1	33.3
		8400507	2023	99	2	1	50.0				2	2	100.0	2	2	100.0				5	5	100.0	2	2	100.0	2	2	100.0	5	5	100.0	3	3	100.0	2	1	50.0
	AFRO-KOMBS COLLEGE	8131839	2024	99	4	2	50.0				9	7	77.8	9	7	77.8	21	21	100.0	15	15	100.0	1	1	100.0	15	11	73.3	17	16	94.1	7	2	28.6	6	2	33.3
		8131839	2023	99	5	5	100.0				16	15	93.8	20	9	45.0	27	27	100.0	21	20	95.2	3	3	100.0	17	13	76.5	25	25	100.0	12	12	100.0	5	5	100.0
	AHA-THUTO SECONDARY SCHOOL	8330696	2024	2	15	11	73.3				81	50	61.7	45	30	66.7	189	189	100.0	102	74	72.5	110	83	75.5	83	49	59.0	149	112	75.2	42	20	47.6	34	23	67.6
	8330696	2023	2	15	15	100.0				53	32	60.4	20	13	65.0	171	171	100.0	98	76	77.6	118	91	77.1	84	61	72.6	119	75	63.0	53	20	37.7	32	19	59.4	

Province Districts	Centre Name	Centre Number	Exam Date	Quintile	Accounting			Agricultural Sciences			Business Studies			Economics			English First Additional Language			Geography			History			Life Sciences			Mathematical Literacy			Mathematics			Physical Sciences				
					Total Wrote	Achieved 30 - 100%	% Achieved at 30% and Above	Total Wrote	Achieved 30 - 100%	% Achieved at 30% and Above	Total Wrote	Achieved 30 - 100%	% Achieved at 30% and Above	Total Wrote	Achieved 30 - 100%	% Achieved at 30% and Above	Total Wrote	Achieved 30 - 100%	% Achieved at 30% and Above	Total Wrote	Achieved 30 - 100%	% Achieved at 30% and Above	Total Wrote	Achieved 30 - 100%	% Achieved at 30% and Above	Total Wrote	Achieved 30 - 100%	% Achieved at 30% and Above	Total Wrote	Achieved 30 - 100%	% Achieved at 30% and Above	Total Wrote	Achieved 30 - 100%	% Achieved at 30% and Above					
JOHANNESBURG SOUTH	AL-AQSA SCHOOL	8111906	2024	99	38	38	100.0				46	46	100.0								52	52	100.0	71	71	100.0	18	18	100.0	71	70	98.6	44	43	97.7				
		8111906	2023	99	44	44	100.0				47	47	100.0								51	51	100.0	64	64	100.0	25	25	100.0	70	70	100.0	48	48	100.0				
	AZARA SECONDARY SCHOOL	8110072	2024	5	19	17	89.5				58	44	75.9	13	11	84.6					101	95	94.1	112	112	100.0	89	70	78.7	125	122	97.6	40	13	32.5	38	10	26.3	
		8110072	2023	5	34	26	76.5				47	38	80.9	23	14	60.9					90	82	91.1	82	82	100.0	77	54	70.1	105	98	93.3	36	23	63.9	36	23	63.9	
	BASA TUTORIAL INSTITUTE	8131920	2024	99	16	10	62.5	34	33	97.1	41	41	100.0	43	34	79.1	38	38	100.0	53	53	100.0	31	30	96.8	53	52	98.1	37	35	94.6	59	36	61.0	52	30	57.7		
		8131920	2023	99	12	12	100.0	46	40	87.0	29	29	100.0	24	23	95.8	44	44	100.0	93	88	94.6	41	35	85.4	73	63	86.3	44	42	95.5	78	39	50.0	68	38	55.9		
	BEMSSEL COLLEGE	8400764	2024	99	1	1	100.0				1	1	100.0	1	1	100.0					12	12	100.0	9	9	100.0	12	12	100.0	9	9	100.0	4	3	75.0	3	1	33.3	
		8400764	2023	99	3	3	100.0				5	5	100.0	6	6	100.0					11	11	100.0	8	8	100.0	12	12	100.0	8	8	100.0	9	5	55.6	6	4	66.7	
	BILAL COMBINED SCHOOL	8400261	2024	99	6	4	66.7				18	15	83.3									20	20	100.0	26	15	57.7	18	18	100.0	8	3	37.5	8	2	25.0			
		8400261	2023	99	4	4	100.0				32	22	68.8	1	1	100.0							37	30	81.1	40	31	77.5	29	27	93.1	12	6	50.0	9	5	55.6		
	CONCORD MULBERTON	8401101	2024	99							22	20	90.9										8	8	100.0	10	9	90.0	17	17	100.0	8	5	62.5	3	3	100.0		
		8401101	2023	99							15	15	100.0									5	5	100.0	3	3	100.0	10	8	80.0	15	15	100.0	5	3	60.0	3	3	100.0
	CURRO JEWEL CITY	8401129	2024	99	4	4	100.0				37	35	94.6	11	5	45.5						5	5	100.0	11	11	100.0	22	22	100.0	26	25	96.2	24	13	54.2	6	6	100.0
	DALEVIEW SEC SCHOOL	8110015	2024	2	19	19	100.0				54	53	98.1	55	47	85.5	109	109	100.0	144	124	86.1	58	56	96.6	85	51	60.0	151	131	86.8	48	35	72.9	36	25	69.4		
		8110015	2023	2	7	7	100.0				31	29	93.5	31	28	90.3	117	117	100.0	131	113	86.3	46	41	89.1	85	68	80.0	135	122	90.4	27	20	74.1	20	17	85.0		
	DESTINY CHARTER SCHOOL	8400759	2024	99	3	3	100.0				18	18	100.0	18	18	100.0						24	24	100.0	29	29	100.0	24	24	100.0	29	29	100.0	13	12	92.3	10	10	100.0
		8400759	2023	99	6	6	100.0				14	14	100.0	14	14	100.0						13	13	100.0	16	16	100.0	13	13	100.0	17	17	100.0	8	7	87.5	5	5	100.0
	DIVERSITY HIGH SCHOOL	8120568	2024	5	11	9	81.8				41	34	82.9	19	16	84.2						84	79	94.0	59	54	91.5	69	54	78.3	63	62	98.4	47	13	27.7	33	21	63.6
		8120568	2023	5	17	13	76.5				80	57	71.3	52	25	48.1						116	99	85.3	102	76	74.5	82	43	52.4	126	104	82.5	48	23	47.9	32	29	90.6
	DUNCTONWOOD PROGRESSIVE SCHOOL	8132100	2024	99	2	1	50.0				14	9	64.3	9	4	44.4						13	10	76.9	17	8	47.1	10	5	50.0	19	13	68.4	8	5	62.5	6	4	66.7
	8132100	2023	99							9	5	55.6	4	2	50.0						11	9	81.8	12	9	75.0	6	5	83.3	10	8	80.0	4	1	25.0	3	2	66.7	



Province Districts	Centre Name	Centre Number	Exam Date	Quintile	Accounting			Agricultural Sciences			Business Studies			Economics			English First Additional Language			Geography			History			Life Sciences			Mathematical Literacy			Mathematics			Physical Sciences		
					Total Wrote	Achieved 30 - 100%	% Achieved at 30% and Above	Total Wrote	Achieved 30 - 100%	% Achieved at 30% and Above	Total Wrote	Achieved 30 - 100%	% Achieved at 30% and Above	Total Wrote	Achieved 30 - 100%	% Achieved at 30% and Above	Total Wrote	Achieved 30 - 100%	% Achieved at 30% and Above	Total Wrote	Achieved 30 - 100%	% Achieved at 30% and Above	Total Wrote	Achieved 30 - 100%	% Achieved at 30% and Above	Total Wrote	Achieved 30 - 100%	% Achieved at 30% and Above	Total Wrote	Achieved 30 - 100%	% Achieved at 30% and Above	Total Wrote	Achieved 30 - 100%	% Achieved at 30% and Above			
JOHANNESBURG SOUTH	EDUCATION ALIVE SCHOOL	8132126	2024	99	18	16	88.9				51	44	86.3	23	23	100.0	54	54	100.0	56	53	94.6	66	59	89.4	43	37	86.0	81	71	87.7	26	18	69.2	22	16	72.7
		8132126	2023	99	12	10	83.3				38	31	81.6	15	15	100.0	42	42	100.0	35	34	97.1	48	39	81.3	31	27	87.1	57	53	93.0	17	14	82.4	14	11	78.6
	ELETHU THEMBA SCHOOL	8111823	2024	2	18	18	100.0				33	32	97.0	19	17	89.5	72	72	100.0	35	35	100.0	35	35	100.0	26	26	100.0	47	44	93.6	25	18	72.0	18	9	50.0
		8111823	2023	2	5	5	100.0				18	18	100.0	14	7	50.0	76	76	100.0	55	55	100.0	46	46	100.0	34	31	91.2	58	48	82.8	18	9	50.0	16	7	43.8
	ENNERDALE SEC SCHOOL	8110023	2024	5												14	14	100.0																			
	EXPLORER PIONEERS SCHOOL	8401078	2024	99	9	6	66.7				33	25	75.8	15	9	60.0	14	14	100.0	36	31	86.1	38	23	60.5	27	16	59.3	48	43	89.6	18	12	66.7	14	8	57.1
	FINETOWN SECONDARY SCHOOL	8400394	2024	1	25	16	64.0				69	57	82.6	26	15	57.7	217	217	100.0	170	154	90.6	146	145	99.3	129	112	86.8	164	153	93.3	51	16	31.4	20	16	80.0
		8400394	2023	1	19	16	84.2				52	38	73.1	19	18	94.7	191	190	99.5	139	130	93.5	107	99	92.5	139	104	74.8	106	89	84.0	85	42	49.4	66	51	77.3
	FRED NORMAN SEC SCHOOL	8111500	2024	5	56	42	75.0				127	108	85.0	56	49	87.5				211	184	87.2	174	149	85.6	73	68	93.2	189	177	93.7	96	66	68.8	73	51	69.9
		8111500	2023	5	70	46	65.7				120	112	93.3	70	50	71.4				214	183	85.5	188	150	79.8	111	86	77.5	188	156	83.0	139	67	48.2	111	67	60.4
	FREEDOM COMMUNITY COLLEGE	8132241	2024	99	18	11	61.1				43	42	97.7	41	18	43.9	55	55	100.0	45	45	100.0	50	49	98.0	47	31	66.0	61	58	95.1	29	16	55.2	22	11	50.0
		8132241	2023	99	11	7	63.6				40	39	97.5	28	14	50.0	55	55	100.0	55	53	96.4	52	50	96.2	54	41	75.9	60	57	95.0	35	22	62.9	32	16	50.0
	GIBSON PILLAY LEARNING ACAD	8111922	2024	99	9	9	100.0				26	26	100.0										37	37	100.0	21	20	95.2	28	28	100.0	18	18	100.0	12	12	100.0
		8111922	2023	99	20	20	100.0				28	28	100.0										36	36	100.0	31	28	90.3	25	25	100.0	30	30	100.0	20	19	95.0
	GLENVISTA HIGH SCHOOL	8110403	2024	5	42	32	76.2				159	130	81.8	51	48	94.1				76	70	92.1	98	94	95.9	149	131	87.9	161	159	98.8	112	89	79.5	57	38	66.7
		8110403	2023	5	22	18	81.8				157	148	94.3	26	23	88.5				63	59	93.7	121	115	95.0	139	112	80.6	149	146	98.0	107	72	67.3	56	45	80.4
	GREENLANE COLLEGE	8400313	2024	99							32	24	75.0	14	8	57.1				13	13	100.0	23	17	73.9	22	14	63.6	29	29	100.0	7	7	100.0	4	4	100.0
		8400313	2023	99							23	16	69.6	11	8	72.7				10	8	80.0	18	18	100.0	17	7	41.2	19	17	89.5	9	5	55.6	5	2	40.0

Province Districts	Centre Name	Centre Number	Exam Date	Quintile	Accounting			Agricultural Sciences			Business Studies			Economics			English First Additional Language			Geography			History			Life Sciences			Mathematical Literacy			Mathematics			Physical Sciences		
					Total Wrote	Achieved 30 - 100%	% Achieved at 30% and Above	Total Wrote	Achieved 30 - 100%	% Achieved at 30% and Above	Total Wrote	Achieved 30 - 100%	% Achieved at 30% and Above	Total Wrote	Achieved 30 - 100%	% Achieved at 30% and Above	Total Wrote	Achieved 30 - 100%	% Achieved at 30% and Above	Total Wrote	Achieved 30 - 100%	% Achieved at 30% and Above	Total Wrote	Achieved 30 - 100%	% Achieved at 30% and Above	Total Wrote	Achieved 30 - 100%	% Achieved at 30% and Above	Total Wrote	Achieved 30 - 100%	% Achieved at 30% and Above	Total Wrote	Achieved 30 - 100%	% Achieved at 30% and Above			
JOHANNESBURG SOUTH	HORIZON INTERNATIONAL HIGH SCHOOL	8122309	2024	99	11	10	90.9				15	15	100.0						18	18	100.0	25	25	100.0	24	23	95.8	19	19	100.0	29	22	75.9	20	18	90.0	
		8122309	2023	99	5	5	100.0				19	19	100.0						11	11	100.0	18	18	100.0	12	12	100.0	15	15	100.0	23	21	91.3	15	14	93.3	
	IMBALI COMBINED SCHOOL	8330852	2024	99	16	14	87.5				30	28	93.3	17	15	88.2	51	51	100.0	34	32	94.1	20	20	100.0	21	21	100.0	34	34	100.0	17	14	82.4	15	15	100.0
		8330852	2023	99	8	7	87.5				20	16	80.0	9	9	100.0	34	34	100.0	25	25	100.0	19	19	100.0	14	14	100.0	25	24	96.0	9	9	100.0	7	7	100.0
	ISIKHUMBUZO HIGH SCHOOL	8330753	2024	99	6	6	100.0				48	37	77.1	39	32	82.1	43	43	100.0							45	40	88.9	4	1	25.0						
		8330753	2023	99	4	4	100.0				64	52	81.3	14	13	92.9	147	146	99.3	55	42	76.4	71	41	57.7	52	31	59.6	120	101	84.2	16	13	81.3	12	12	100.0
	ITHUBA-LETHU SEC SCHOOL	8400055	2024	99	2	2	100.0	7	7	100.0	21	21	100.0	21	21	100.0	153	153	100.0	22	22	100.0	125	113	90.4	7	7	100.0	142	127	89.4	9	8	88.9	7	7	100.0
		8400055	2023	99	5	5	100.0	6	6	100.0	26	26	100.0	26	25	96.2	133	133	100.0	25	25	100.0	102	101	99.0	6	6	100.0	118	103	87.3	11	6	54.5	6	6	100.0
	JABULILE SECONDARY SCHOOL	8331611	2024	2	30	22	73.3				86	77	89.5	59	46	78.0	164	163	99.4	78	69	88.5	46	39	84.8	78	69	88.5	121	100	82.6	43	38	88.4	32	26	81.3
		8331611	2023	2	13	10	76.9				53	41	77.4	22	17	77.3	166	165	99.4	113	99	87.6	76	55	72.4	115	67	58.3	128	93	72.7	41	28	68.3	39	26	66.7
	JEPPE COLLEGE DESIGNATED CENTRE ONE	8899247	2024	99	3	1	33.3				16	7	43.8	6	0	0.0	5	5	100.0	14	13	92.9	13	10	76.9	15	7	46.7	20	17	85.0	12	6	50.0	12	6	50.0
	JEPPE EDUCATION CENTRE (ELOFF STR)	8400293	2023	99	25	24	96.0				129	123	95.3	52	35	67.3	175	175	100.0	122	122	100.0	198	190	96.0	165	151	91.5	175	162	92.6	117	103	88.0	94	80	85.1
	JEPPE FULL-TIME DESIGNATED CENTRE	8219983	2023	99							3	2	66.7	4	1	25.0	3	3	100.0	4	4	100.0	3	2	66.7	2	0	0.0	4	2	50.0	3	0	0.0	2	0	0.0
	JOHANNESBURG CHRISTIAN ACADEMY	8134031	2024	99							6	4	66.7	7	5	71.4				7	7	100.0	20	18	90.0	13	10	76.9	14	13	92.9	6	4	66.7	4	4	100.0
		8134031	2023	99	6	3	50.0				5	4	80.0	5	3	60.0				8	8	100.0	19	19	100.0	14	11	78.6	9	8	88.9	10	8	80.0	4	4	100.0
	JOHANNESBURG MUSLIM SCHOOL	8133769	2023	99	23	23	100.0				46	46	100.0							42	42	100.0	23	23	100.0	49	49	100.0	38	38	100.0	34	34	100.0	26	26	100.0
	JOHN ORR TECHNICAL HIGH SCHOOL	8130708	2024	4	23	17	73.9				23	21	91.3																		76	40	52.6	42	31	73.8	
		8130708	2023	4	22	18	81.8				22	21	95.5																		154	77	50.0	48	35	72.9	

Province Districts	Centre Name	Centre Number	Exam Date	Quintile	Accounting			Agricultural Sciences			Business Studies			Economics			English First Additional Language			Geography			History			Life Sciences			Mathematical Literacy			Mathematics			Physical Sciences		
					Total Wrote	Achieved 30 - 100%	% Achieved at 30% and Above	Total Wrote	Achieved 30 - 100%	% Achieved at 30% and Above	Total Wrote	Achieved 30 - 100%	% Achieved at 30% and Above	Total Wrote	Achieved 30 - 100%	% Achieved at 30% and Above	Total Wrote	Achieved 30 - 100%	% Achieved at 30% and Above	Total Wrote	Achieved 30 - 100%	% Achieved at 30% and Above	Total Wrote	Achieved 30 - 100%	% Achieved at 30% and Above	Total Wrote	Achieved 30 - 100%	% Achieved at 30% and Above	Total Wrote	Achieved 30 - 100%	% Achieved at 30% and Above	Total Wrote	Achieved 30 - 100%	% Achieved at 30% and Above			
JOHANNESBURG SOUTH	JOHWETO COMBINED SCHOOL	8330894	2024	99	5	3	60.0				5	4	80.0	5	3	60.0	19	19	100.0	14	14	100.0	7	7	100.0	14	13	92.9	17	17	100.0	2	0	0.0			
		8330894	2023	99	3	3	100.0				3	3	100.0	3	1	33.3	15	15	100.0	12	12	100.0	7	7	100.0	11	10	90.9	13	12	92.3	2	2	100.0			
	JORDAO COLLEGE	8133918	2024	99	1	1	100.0				10	10	100.0							3	3	100.0	4	4	100.0	14	12	85.7	15	15	100.0	9	8	88.9	7	6	85.7
		8133918	2023	99	5	1	20.0				12	10	83.3										8	8	100.0	7	5	71.4	16	15	93.8	6	3	50.0	3	3	100.0
	KIBLER PARK SECONDARY SCHOOL	8400584	2024	5	20	8	40.0				146	120	82.2										92	83	90.2	79	69	87.3	67	58	86.6	79	40	50.6	54	34	63.0
		8400584	2023	5	12	9	75.0				125	90	72.0										98	92	93.9	41	33	80.5	77	63	81.8	48	20	41.7	27	14	51.9
	LAWLEY THUTO LEFA SECONDARY SCHOOL	8400429	2024	1	27	22	81.5				56	43	76.8	56	38	67.9	289	289	100.0	233	186	79.8	188	173	92.0	146	104	71.2	241	195	80.9	48	40	83.3	45	39	86.7
		8400429	2023	1	19	12	63.2				62	46	74.2	62	38	61.3	291	290	99.7	229	172	75.1	185	157	84.9	157	118	75.2	240	191	79.6	51	24	47.1	44	33	75.0
	LEEDS BUSINESS COLLEGE REPEATERS	8400167	2023	99							10	3	30.0	2	0	0.0				7	5	71.4	12	9	75.0	3	2	66.7	15	11	73.3						
	LENASIA MUSLIM SCHOOL	8111583	2024	99	29	29	100.0				48	48	100.0							13	13	100.0	43	43	100.0	52	52	100.0	30	30	100.0	55	55	100.0	37	37	100.0
		8111583	2023	99	37	37	100.0				40	40	100.0							22	22	100.0	37	37	100.0	96	94	97.9	27	27	100.0	69	68	98.6	56	56	100.0
	LENASIA SOUTH SECONDARY SCHOOL	8110213	2024	5	43	42	97.7				84	77	91.7							154	153	99.4	20	20	100.0	162	135	83.3	110	108	98.2	87	61	70.1	74	37	50.0
		8110213	2023	5	54	37	68.5				94	83	88.3							124	117	94.4	15	13	86.7	155	117	75.5	109	104	95.4	73	56	76.7	56	40	71.4
	LESHATA SECONDARY SCHOOL	8330969	2024	2	34	26	76.5				120	117	97.5	74	66	89.2	303	303	100.0	229	206	90.0	169	162	95.9	216	141	65.3	230	214	93.0	69	53	76.8	59	49	83.1
		8330969	2023	2	32	28	87.5				79	79	100.0	47	42	89.4	263	263	100.0	216	202	93.5	144	139	96.5	210	122	58.1	202	192	95.0	61	46	75.4	54	46	85.2
	LOTUS SCHOOL OF EXCELLENCE	8400922	2024	99							23	22	95.7							23	23	100.0	19	19	100.0	20	12	60.0	26	26	100.0	13	10	76.9	13	10	76.9
		8400922	2023	99	6	6	100.0				27	26	96.3	6	6	100.0				14	14	100.0	11	11	100.0	9	9	100.0	24	24	100.0	18	18	100.0	17	15	88.2
	M C KHARBAI SCHOOL FOR THE DEAF	8110254	2024	4												8	8	100.0										8	8	100.0							
		8110254	2023	4												10	10	100.0										10	10	100.0							

Province Districts	Centre Name	Centre Number	Exam Date	Quintile	Accounting			Agricultural Sciences			Business Studies			Economics			English First Additional Language			Geography			History			Life Sciences			Mathematical Literacy			Mathematics			Physical Sciences		
					Total Wrote	Achieved 30 - 100%	% Achieved at 30% and Above	Total Wrote	Achieved 30 - 100%	% Achieved at 30% and Above	Total Wrote	Achieved 30 - 100%	% Achieved at 30% and Above	Total Wrote	Achieved 30 - 100%	% Achieved at 30% and Above	Total Wrote	Achieved 30 - 100%	% Achieved at 30% and Above	Total Wrote	Achieved 30 - 100%	% Achieved at 30% and Above	Total Wrote	Achieved 30 - 100%	% Achieved at 30% and Above	Total Wrote	Achieved 30 - 100%	% Achieved at 30% and Above	Total Wrote	Achieved 30 - 100%	% Achieved at 30% and Above	Total Wrote	Achieved 30 - 100%	% Achieved at 30% and Above			
JOHANNESBURG SOUTH	MASIBAMBANE COLLEGE	8331884	2024	99	10	9	90.0				26	25	96.2						52	52	100.0	19	19	100.0	26	26	100.0	23	22	95.7	29	28	96.6	23	17	73.9	
		8331884	2023	99	25	19	76.0				39	35	89.7						69	69	100.0	16	16	100.0	30	30	100.0	35	34	97.1	34	32	94.1	29	24	82.8	
	METROPOLITAN COLLEGE	8134007	2024	99							6	6	100.0	5	5	100.0	24	24	100.0	13	13	100.0	18	16	88.9	10	10	100.0	19	17	89.5	4	3	75.0	2	2	100.0
		8134007	2023	99							12	10	83.3	7	5	71.4	26	26	100.0	15	12	80.0	18	13	72.2	13	10	76.9	14	8	57.1	12	2	16.7	7	4	57.1
	MOSES MAREN MISSION TECHNICAL SECONDARY	8111658	2024	2							73	65	89.0				125	125	100.0	104	97	93.3				114	68	59.6	73	68	93.2	42	12	28.6	42	19	45.2
		8111658	2023	2							71	69	97.2				130	130	100.0	95	90	94.7				104	60	57.7	70	67	95.7	34	19	55.9	35	20	57.1
	MPHETHI MAHLATSI SEC SCHOOL	8331950	2024	2	18	15	83.3				34	33	97.1	34	30	88.2	310	310	100.0	274	237	86.5	177	168	94.9	206	138	67.0	239	204	85.4	66	40	60.6	62	45	72.6
		8331950	2023	2	16	10	62.5				27	27	100.0	26	25	96.2	264	263	99.6	224	196	87.5	157	145	92.4	162	89	54.9	201	171	85.1	50	30	60.0	50	43	86.0
	NATIONAL SCHOOL OF THE ARTS	8131037	2024	5							48	47	97.9							16	15	93.8	59	59	100.0	68	60	88.2	69	69	100.0	34	30	88.2	18	16	88.9
		8131037	2023	5							49	46	93.9							21	21	100.0	42	41	97.6	63	52	82.5	59	58	98.3	41	34	82.9	25	19	76.0
	NATIONWIDE SCHOOL FOR ACADEMIC EXCEL	8400454	2024	99	5	5	100.0				37	37	100.0	12	12	100.0				42	42	100.0	49	49	100.0	29	29	100.0	62	62	100.0	21	19	90.5	17	17	100.0
		8400454	2023	99	5	5	100.0				26	26	100.0	17	17	100.0				36	36	100.0	24	24	100.0	34	34	100.0	42	42	100.0	20	19	95.0	15	13	86.7
	NEW MODEL PRIVATE COLLEGE	8132613	2024	99	28	21	75.0				69	69	100.0	28	28	100.0	76	76	100.0	77	77	100.0	41	41	100.0	77	63	81.8	55	53	96.4	50	30	60.0	36	24	66.7
		8132613	2023	99	40	22	55.0				79	79	100.0	39	37	94.9	94	94	100.0	78	77	98.7	40	40	100.0	78	66	84.6	67	64	95.5	51	30	58.8	38	28	73.7
	NSA DESIGNATED CENTRE	8888059	2024	99							6	4	66.7	2	2	100.0				7	4	57.1	11	7	63.6	4	1	25.0	12	7	58.3						
	OAKDALE SEC SCHOOL	8111815	2024	5							15	15	100.0	15	13	86.7				36	35	97.2	22	21	95.5	22	19	86.4	37	34	91.9	13	11	84.6	14	13	92.9
		8111815	2023	5	11	11	100.0				24	24	100.0	24	17	70.8				58	55	94.8	37	37	100.0	28	24	85.7	59	47	79.7	29	15	51.7	27	21	77.8
	ORANGE FARM SECONDARY SCHOOL	8400521	2024	3	9	8	88.9				47	38	80.9	20	19	95.0	134	134	100.0	114	105	92.1	47	46	97.9	61	53	86.9	86	83	96.5	48	37	77.1	40	23	57.5
		8400521	2023	3	6	3	50.0				40	35	87.5	23	16	69.6	101	101	100.0	76	63	82.9	27	15	55.6	58	40	69.0	60	49	81.7	39	27	69.2	32	25	78.1

Province Districts	Centre Name	Centre Number	Exam Date	Quintile	Accounting			Agricultural Sciences			Business Studies			Economics			English First Additional Language			Geography			History			Life Sciences			Mathematical Literacy			Mathematics			Physical Sciences		
					Total Wrote	Achieved 30 - 100%	% Achieved at 30% and Above	Total Wrote	Achieved 30 - 100%	% Achieved at 30% and Above	Total Wrote	Achieved 30 - 100%	% Achieved at 30% and Above	Total Wrote	Achieved 30 - 100%	% Achieved at 30% and Above	Total Wrote	Achieved 30 - 100%	% Achieved at 30% and Above	Total Wrote	Achieved 30 - 100%	% Achieved at 30% and Above	Total Wrote	Achieved 30 - 100%	% Achieved at 30% and Above	Total Wrote	Achieved 30 - 100%	% Achieved at 30% and Above	Total Wrote	Achieved 30 - 100%	% Achieved at 30% and Above	Total Wrote	Achieved 30 - 100%	% Achieved at 30% and Above			
JOHANNESBURG SOUTH	PHOENIX COLLEGE OF JOHANNESBURG	8132720	2024	99	11	11	100.0				34	34	100.0	9	9	100.0	60	60	100.0	33	33	100.0	34	34	100.0	59	59	100.0	65	64	98.5	38	31	81.6	27	26	96.3
		8132720	2023	99	8	8	100.0				37	37	100.0	11	11	100.0	67	67	100.0	60	60	100.0	43	39	90.7	65	65	100.0	65	64	98.5	51	47	92.2	34	34	100.0
	PROVIDENCE ACADEMY	8132753	2024	99	12	9	75.0				37	37	100.0	37	33	89.2	52	52	100.0	19	19	100.0	19	19	100.0	19	18	94.7	64	60	93.8	11	10	90.9	10	10	100.0
		8132753	2023	99	13	13	100.0				42	37	88.1	42	33	78.6	62	62	100.0	29	29	100.0	15	15	100.0	29	29	100.0	59	54	91.5	28	25	89.3	23	23	100.0
	QALABOTJHA SECONDARY SCHOOL	8400235	2024	1	17	13	76.5				16	16	100.0	17	16	94.1	103	103	100.0	86	78	90.7	53	50	94.3	33	33	100.0	68	52	76.5	35	15	42.9	33	30	90.9
		8400235	2023	1	20	11	55.0				20	15	75.0	20	16	80.0	228	218	95.6	203	116	57.1	136	83	61.0	62	56	90.3	137	60	43.8	81	14	17.3	59	39	66.1
	QOQA SECONDARY SCHOOL	8331181	2024	2	21	15	71.4				33	28	84.8	33	22	66.7	117	117	100.0	84	73	86.9	57	44	77.2	53	43	81.1	84	75	89.3	33	17	51.5	27	15	55.6
		8331181	2023	2	24	14	58.3				51	34	66.7	51	28	54.9	118	118	100.0	67	64	95.5	42	38	90.5	47	34	72.3	83	72	86.7	35	21	60.0	25	14	56.0
	RAND MEISIESKOOL/ GIRLS SCHOOL	8131334	2024	4	26	22	84.6				126	119	94.4							66	66	100.0	86	86	100.0	128	109	85.2	123	121	98.4	85	68	80.0	47	38	80.9
		8131334	2023	4	23	13	56.5				155	145	93.5							65	64	98.5	80	80	100.0	139	118	84.9	174	173	99.4	59	43	72.9	43	43	100.0
	RAPHELA SECONDARY SCHOOL	8331215	2024	2	22	16	72.7	16	12	75.0	34	31	91.2	24	21	87.5	129	129	100.0	69	58	84.1	73	52	71.2	42	34	81.0	90	82	91.1	39	25	64.1	32	22	68.8
		8331215	2023	2	37	16	43.2	36	29	80.6	48	44	91.7	37	35	94.6	148	148	100.0	54	46	85.2	72	50	69.4	49	42	85.7	102	92	90.2	46	28	60.9	39	22	56.4
	REDWOOD ACADEMY	8400891	2023	99	5	5	100.0				20	20	100.0							7	7	100.0				17	17	100.0	14	14	100.0	15	15	100.0	12	12	100.0
	ROSTEC TECHNICAL FET COLLEGE-MARKET	8400438	2024	99	2	2	100.0				11	10	90.9	4	3	75.0				8	8	100.0	8	7	87.5	6	6	100.0	10	9	90.0	7	4	57.1	5	4	80.0
		8400438	2023	99	4	4	100.0				9	9	100.0	5	5	100.0				10	10	100.0	7	5	71.4	6	3	50.0	8	8	100.0	8	1	12.5	5	0	0.0
	SAKHISIZWE SEC SCHOOL	8331546	2024	1	42	22	52.4				42	40	95.2	42	34	81.0	155	155	100.0	114	103	90.4	95	87	91.6	78	66	84.6	136	127	93.4	20	17	85.0	19	17	89.5
		8331546	2023	1	24	15	62.5				24	24	100.0	24	15	62.5	86	86	100.0	62	60	96.8	45	43	95.6	47	39	83.0	69	67	97.1	17	10	58.8	17	15	88.2
	SIYAPHAMBILI SECONDARY SCHOOL	8331660	2024	99													53	53	100.0	69	67	97.1	35	35	100.0	67	58	86.6	34	34	100.0	33	16	48.5	33	22	66.7
	SOUTHVIEW HIGH SCHOOL	8110197	2024	5	43	33	76.7				115	84	73.0	43	34	79.1				220	188	85.5	132	112	84.8	122	87	71.3	213	181	85.0	71	43	60.6	58	37	63.8
		8110197	2023	5	36	30	83.3				64	57	89.1	36	32	88.9				141	130	92.2	58	56	96.6	94	72	76.6	107	97	90.7	70	47	67.1	57	45	78.9

Province Districts	Centre Name	Centre Number	Exam Date	Quintile	Accounting			Agricultural Sciences			Business Studies			Economics			English First Additional Language			Geography			History			Life Sciences			Mathematical Literacy			Mathematics			Physical Sciences		
					Total Wrote	Achieved 30 - 100%	% Achieved at 30% and Above	Total Wrote	Achieved 30 - 100%	% Achieved at 30% and Above	Total Wrote	Achieved 30 - 100%	% Achieved at 30% and Above	Total Wrote	Achieved 30 - 100%	% Achieved at 30% and Above	Total Wrote	Achieved 30 - 100%	% Achieved at 30% and Above	Total Wrote	Achieved 30 - 100%	% Achieved at 30% and Above	Total Wrote	Achieved 30 - 100%	% Achieved at 30% and Above	Total Wrote	Achieved 30 - 100%	% Achieved at 30% and Above	Total Wrote	Achieved 30 - 100%	% Achieved at 30% and Above	Total Wrote	Achieved 30 - 100%	% Achieved at 30% and Above			
JOHANNESBURG SOUTH	ST JEFF'S COLLEGE	8400474	2024	99	34	33	97.1				34	34	100.0	34	34	100.0				28	28	100.0	18	18	100.0	46	42	91.3	18	18	100.0	62	50	80.6	28	27	96.4
		8400474	2023	99	32	32	100.0				32	32	100.0	32	32	100.0				17	17	100.0	16	16	100.0	33	27	81.8	25	25	100.0	40	37	92.5	17	17	100.0
	SUMMAT - MARKET STR	8400377	2024	99	5	3	60.0				13	11	84.6	5	5	100.0	4	4	100.0	12	12	100.0	16	14	87.5	11	9	81.8	15	13	86.7	10	7	70.0	9	7	77.8
		8400377	2023	99	3	3	100.0				25	21	84.0	11	8	72.7	9	9	100.0	12	11	91.7	28	25	89.3	11	9	81.8	34	27	79.4	5	4	80.0	4	3	75.0
	SUPREME EDUCATIONAL COLLEGE	8133058	2023	99																8	7	87.5	5	3	60.0	7	5	71.4	4	3	75.0	5	1	20.0	5	1	20.0
	THAMSANQA SECONDARY SCHOOL	8331405	2024	2	17	15	88.2				38	38	100.0	38	35	92.1	130	130	100.0	92	89	96.7	68	68	100.0	71	66	93.0	105	95	90.5	24	19	79.2	24	19	79.2
		8331405	2023	2	12	12	100.0				34	34	100.0	35	27	77.1	104	104	100.0	71	67	94.4	57	56	98.2	61	50	82.0	87	76	87.4	21	10	47.6	16	13	81.3
	THE AFRICA HOUSE COLLEGE	8111343	2023	99	6	5	83.3				32	31	96.9	9	8	88.9	45	45	100.0	42	42	100.0	30	29	96.7	25	21	84.0	41	38	92.7	13	11	84.6	12	12	100.0
	THE HILL HIGH SCHOOL	8121137	2024	5	30	28	93.3				165	148	89.7	76	64	84.2				68	60	88.2	132	128	97.0	151	125	82.8	183	180	98.4	80	59	73.8	58	35	60.3
		8121137	2023	5	31	25	80.6				171	150	87.7	69	59	85.5				89	86	96.6	141	127	90.1	161	137	85.1	219	208	95.0	65	61	93.8	51	44	86.3
	THETHA SECONDARY SCHOOL	8331645	2024	1	22	19	86.4				56	52	92.9	22	20	90.9	255	255	100.0	231	214	92.6	139	124	89.2	129	86	66.7	199	174	87.4	56	37	66.1	39	38	97.4
		8331645	2023	1	30	21	70.0				47	37	78.7	30	22	73.3	171	171	100.0	141	132	93.6	87	85	97.7	60	46	76.7	126	110	87.3	45	30	66.7	26	24	92.3
	THULA MNTWANA COMB SCHOOL	8331876	2024	99	6	6	100.0				25	25	100.0	24	15	62.5	47	47	100.0	22	22	100.0	22	22	100.0	10	9	90.0	39	34	87.2	8	7	87.5			
		8331876	2023	99	14	5	35.7				27	27	100.0	27	23	85.2	40	40	100.0	13	13	100.0	13	13	100.0	9	6	66.7	30	29	96.7	5	5	100.0			
	THUSA-SETJHABA SEC SCHOOL	8321554	2024	2	28	15	53.6				55	43	78.2	54	16	29.6	196	196	100.0	141	125	88.7	119	103	86.6	76	61	80.3	170	144	84.7	26	21	80.8	22	20	90.9
		8321554	2023	2	11	10	90.9				22	21	95.5	22	17	77.3	184	184	100.0	163	133	81.6	128	115	89.8	99	63	63.6	147	109	74.1	38	24	63.2	35	24	68.6
	TSHEPO YA RONA SECONDARY SCHOOL	8400522	2024	2	14	11	78.6				21	21	100.0	21	18	85.7	112	112	100.0	91	82	90.1	72	68	94.4	51	32	62.7	79	68	86.1	33	12	36.4	19	10	52.6
		8400522	2023	2	13	5	38.5				25	19	76.0	25	16	64.0	93	93	100.0	68	65	95.6	44	41	93.2	44	29	65.9	60	47	78.3	33	6	18.2	24	8	33.3
	VECTOR COLLEGE	8133249	2024	99	16	8	50.0				16	13	81.3	16	12	75.0	20	20	100.0	26	25	96.2	15	15	100.0	26	17	65.4	23	22	95.7	19	9	47.4	11	5	45.5
		8133249	2023	99	8	3	37.5				8	7	87.5	8	6	75.0	25	25	100.0	33	30	90.9	19	16	84.2	33	21	63.6	24	20	83.3	17	7	41.2	14	7	50.0

Province Districts	Centre Name	Centre Number	Exam Date	Quintile	Accounting			Agricultural Sciences			Business Studies			Economics			English First Additional Language			Geography			History			Life Sciences			Mathematical Literacy			Mathematics			Physical Sciences		
					Total Wrote	Achieved 30 - 100%	% Achieved at 30% and Above	Total Wrote	Achieved 30 - 100%	% Achieved at 30% and Above	Total Wrote	Achieved 30 - 100%	% Achieved at 30% and Above	Total Wrote	Achieved 30 - 100%	% Achieved at 30% and Above	Total Wrote	Achieved 30 - 100%	% Achieved at 30% and Above	Total Wrote	Achieved 30 - 100%	% Achieved at 30% and Above	Total Wrote	Achieved 30 - 100%	% Achieved at 30% and Above	Total Wrote	Achieved 30 - 100%	% Achieved at 30% and Above	Total Wrote	Achieved 30 - 100%	% Achieved at 30% and Above	Total Wrote	Achieved 30 - 100%	% Achieved at 30% and Above			
JOHANNESBURG SOUTH	VULANINDLELA SECONDARY	8331504	2024	2	21	9	42.9				21	17	81.0	21	19	90.5	147	147	100.0	126	112	88.9	90	74	82.2	87	57	65.5	90	74	82.2	56	23	41.1	35	16	45.7
	VULANINDLELA SECONDARY	8331504	2023	2	14	7	50.0				15	10	66.7	15	9	60.0	138	138	100.0	124	105	84.7	73	57	78.1	109	60	55.0	84	71	84.5	52	22	42.3	51	30	58.8
	VUTOMI HIGH SCHOOL	8331976	2024	99	3	0	0.0	4	3	75.0	4	4	100.0	2	1	50.0	14	14	100.0	7	7	100.0	7	7	100.0	1	0	0.0	9	8	88.9						
	VUTOMI HIGH SCHOOL	8331976	2023	99	2	1	50.0	4	4	100.0	3	3	100.0	2	2	100.0	13	13	100.0	10	10	100.0	5	5	100.0	4	4	100.0	6	6	100.0	4	3	75.0	4	3	75.0
	WATERSHED TECHNICAL SCHOOL	8400452	2024	99	5	4	80.0				14	14	100.0	5	5	100.0	9	9	100.0	21	21	100.0	12	12	100.0	12	10	83.3	17	17	100.0	9	7	77.8	9	7	77.8
	WATERSHED TECHNICAL SCHOOL	8400452	2023	99	8	4	50.0				18	16	88.9	10	10	100.0	15	15	100.0	20	19	95.0	8	7	87.5	14	10	71.4	17	12	70.6	12	5	41.7	9	5	55.6
	WATERSRAND HIGH SCHOOL	8400302	2023	99	20	8	40.0				47	24	51.1	34	19	55.9	25	25	100.0	52	49	94.2	36	18	50.0	50	28	56.0	64	49	76.6	36	19	52.8	25	15	60.0
	WHITE HOUSE COLLEGE (INDEP CENTRE)	8400710	2024	99							14	3	21.4	12	3	25.0				16	10	62.5	18	12	66.7	13	9	69.2	17	12	70.6	10	4	40.0	10	2	20.0
	WHITE HOUSE COLLEGE (INDEP CENTRE)	8400710	2023	99	4	0	0.0				8	7	87.5	4	1	25.0	2	2	100.0	13	12	92.3	6	6	100.0	9	7	77.8	11	11	100.0	6	2	33.3	6	2	33.3
	WHITESTONE COLLEGE	8400274	2024	99	5	5	100.0				14	13	92.9	9	7	77.8				22	17	77.3	18	13	72.2	9	8	88.9	25	18	72.0	8	7	87.5	8	7	87.5
	WHITESTONE COLLEGE	8400274	2023	99	4	3	75.0				15	14	93.3	8	6	75.0				20	19	95.0	22	17	77.3	11	8	72.7	27	20	74.1	6	6	100.0	5	5	100.0
	WILLOWMEAD SEC SCHOOL	8110767	2024	4	33	23	69.7				84	75	89.3	63	48	76.2	76	76	100.0	88	84	95.5	26	26	100.0	70	54	77.1	127	122	96.1	51	31	60.8	38	23	60.5
	WILLOWMEAD SEC SCHOOL	8110767	2023	4	34	11	32.4				109	84	77.1	75	45	60.0	99	99	100.0	85	75	88.2	33	27	81.8	48	31	64.6	141	125	88.7	52	26	50.0	30	22	73.3
	ZAKARIYAH PARK SECONDARY SCHOOL	8111526	2024	5	43	27	62.8				94	79	84.0	35	34	97.1				51	48	94.1	59	58	98.3	32	32	100.0	85	83	97.6	41	27	65.9	32	24	75.0
	ZAKARIYAH PARK SECONDARY SCHOOL	8111526	2023	5	40	34	85.0				65	51	78.5	35	30	85.7				55	48	87.3	48	45	93.8	40	35	87.5	70	63	90.0	47	39	83.0	40	33	82.5



Province Districts	Centre Name	Centre Number	Exam Date	Quintile	Accounting			Agricultural Sciences			Business Studies			Economics			English First Additional Language			Geography			History			Life Sciences			Mathematical Literacy			Mathematics			Physical Sciences		
					Total Wrote	Achieved 30 - 100%	% Achieved at 30% and Above	Total Wrote	Achieved 30 - 100%	% Achieved at 30% and Above	Total Wrote	Achieved 30 - 100%	% Achieved at 30% and Above	Total Wrote	Achieved 30 - 100%	% Achieved at 30% and Above	Total Wrote	Achieved 30 - 100%	% Achieved at 30% and Above	Total Wrote	Achieved 30 - 100%	% Achieved at 30% and Above	Total Wrote	Achieved 30 - 100%	% Achieved at 30% and Above	Total Wrote	Achieved 30 - 100%	% Achieved at 30% and Above	Total Wrote	Achieved 30 - 100%	% Achieved at 30% and Above	Total Wrote	Achieved 30 - 100%	% Achieved at 30% and Above			
JOHANNESBURG WEST	ALLEN GLEN HIGH SCHOOL	8252189	2024	5	21	19	90.5				112	111	99.1	51	48	94.1				18	18	100.0	39	37	94.9	77	76	98.7	133	133	100.0	75	66	88.0	47	42	89.4
		8252189	2023	5	15	13	86.7				97	87	89.7	44	36	81.8				34	34	100.0	27	27	100.0	101	92	91.1	144	143	99.3	86	71	82.6	59	52	88.1
	ANCHOR COMPREHENSIVE	8131862	2024	3	11	11	100.0				42	41	97.6	11	11	100.0	138	138	100.0	85	76	89.4	127	118	92.9	31	29	93.5	114	91	79.8	24	24	100.0	20	18	90.0
		8131862	2023	3	12	7	58.3				52	46	88.5	27	19	70.4	128	128	100.0	76	71	93.4	89	85	95.5	19	17	89.5	116	97	83.6	13	11	84.6	13	12	92.3
	BEULAH INDEPENDANT PRIVATE	8400166	2024	99							11	11	100.0										17	17	100.0	17	15	88.2	6	6	100.0	11	9	81.8	6	6	100.0
		8400166	2023	99							3	3	100.0										7	7	100.0	7	7	100.0				7	5	71.4	4	4	100.0
	CURRO ACADEMY WILGEHEUWEL HIGH SCHOOL	8400964	2024	99	29	26	89.7				130	124	95.4							58	58	100.0	78	78	100.0	76	74	97.4	100	100	100.0	89	82	92.1	66	60	90.9
		8400964	2023	99	21	16	76.2				89	85	95.5							62	61	98.4	74	73	98.6	60	58	96.7	91	90	98.9	58	51	87.9	34	34	100.0
	EMADWALENI SECONDARY SCHOOL	8132167	2024	3	9	9	100.0				35	35	100.0	36	34	94.4	115	115	100.0	71	71	100.0	61	58	95.1	18	18	100.0	98	93	94.9	17	17	100.0	17	17	100.0
		8132167	2023	3	14	14	100.0				64	58	90.6	65	51	78.5	135	135	100.0	60	55	91.7	46	42	91.3	25	25	100.0	119	114	95.8	17	16	94.1	15	15	100.0
	FAIR RIDGE PRIVATE SCHOOL	8400873	2024	99							7	7	100.0										5	5	100.0	3	3	100.0	5	5	100.0	2	2	100.0	2	2	100.0
		8400873	2023	99							15	15	100.0										11	11	100.0	6	6	100.0	11	10	90.9	4	4	100.0	4	3	75.0
	FLORIDA PARK HIGH SCHOOL	8250142	2024	5	27	25	92.6				142	129	90.8	50	45	90.0				99	98	99.0	101	100	99.0	121	112	92.6	205	205	100.0	78	73	93.6	60	55	91.7
		8250142	2023	5	48	44	91.7				138	125	90.6	81	68	84.0				58	55	94.8	136	121	89.0	113	105	92.9	173	167	96.5	130	89	68.5	71	60	84.5
	FORTE SECONDARY SCHOOL	8251405	2024	4	54	47	87.0				169	168	99.4	54	52	96.3	293	293	100.0	164	160	97.6	231	231	100.0	62	62	100.0	229	224	97.8	63	51	81.0	61	50	82.0
		8251405	2023	4	59	51	86.4				162	156	96.3	55	53	96.4	296	296	100.0	175	159	90.9	233	216	92.7	63	63	100.0	219	192	87.7	76	48	63.2	62	44	71.0
	GEORGE KHOSA SECONDARY SCHOOL	8251413	2024	4	14	12	85.7				66	65	98.5	41	37	90.2	224	224	100.0	183	173	94.5	131	130	99.2	121	108	89.3	161	154	95.7	63	45	71.4	36	35	97.2
		8251413	2023	4	18	17	94.4				68	59	86.8	47	41	87.2	213	213	100.0	162	134	82.7	111	101	91.0	106	85	80.2	152	131	86.2	61	44	72.1	40	40	100.0
	HO&RSKOOL DIE ADELAAR	8250217	2024	5	24	24	100.0				133	119	89.5	55	50	90.9				40	40	100.0	65	65	100.0	97	89	91.8	170	169	99.4	37	37	100.0	30	27	90.0
		8250217	2023	5	23	23	100.0				152	137	90.1	68	59	86.8				36	36	100.0	71	71	100.0	88	76	86.4	156	152	97.4	63	58	92.1	33	30	90.9

Province Districts	Centre Name	Centre Number	Exam Date	Quintile	Accounting			Agricultural Sciences			Business Studies			Economics			English First Additional Language			Geography			History			Life Sciences			Mathematical Literacy			Mathematics			Physical Sciences		
					Total Wrote	Achieved 30 - 100%	% Achieved at 30% and Above	Total Wrote	Achieved 30 - 100%	% Achieved at 30% and Above	Total Wrote	Achieved 30 - 100%	% Achieved at 30% and Above	Total Wrote	Achieved 30 - 100%	% Achieved at 30% and Above	Total Wrote	Achieved 30 - 100%	% Achieved at 30% and Above	Total Wrote	Achieved 30 - 100%	% Achieved at 30% and Above	Total Wrote	Achieved 30 - 100%	% Achieved at 30% and Above	Total Wrote	Achieved 30 - 100%	% Achieved at 30% and Above	Total Wrote	Achieved 30 - 100%	% Achieved at 30% and Above	Total Wrote	Achieved 30 - 100%	% Achieved at 30% and Above			
JOHANNESBURG WEST	HO&RSKOOL DIE BURGER	8250225	2024	5	14	13	92.9				52	51	98.1	20	19	95.0	4	4	100.0	49	47	95.9	44	42	95.5	29	28	96.6	88	85	96.6	17	14	82.4	10	10	100.0
		8250225	2023	5	13	11	84.6				59	57	96.6	22	20	90.9	15	15	100.0	48	46	95.8	25	23	92.0	38	32	84.2	90	87	96.7	29	12	41.4	20	14	70.0
	HO&RSKOOL FLORIDA	8250233	2024	5	19	19	100.0				52	46	88.5	12	12	100.0	185	185	100.0	16	16	100.0	39	38	97.4	39	38	97.4	129	129	100.0	43	41	95.3	31	28	90.3
		8250233	2023	5	9	9	100.0				47	40	85.1	18	14	77.8	188	188	100.0	32	29	90.6	38	38	100.0	46	46	100.0	159	155	97.5	36	36	100.0	21	21	100.0
	HO&RSKOOL ROODEPOORT	8250274	2024	5	40	35	87.5				111	108	97.3	50	42	84.0				40	40	100.0	61	58	95.1	80	72	90.0	176	176	100.0	69	58	84.1	38	31	81.6
		8250274	2023	5	29	26	89.7				102	97	95.1	62	57	91.9	9	9	100.0	20	20	100.0	62	61	98.4	63	59	93.7	149	140	94.0	66	53	80.3	36	34	94.4
	IKUSASALETHU SEC SCHOOL	8400221	2024	1	33	32	97.0				54	51	94.4	33	32	97.0	137	137	100.0	104	99	95.2	60	59	98.3	44	44	100.0	85	76	89.4	52	39	75.0	44	32	72.7
		8400221	2023	1	43	34	79.1				67	57	85.1	43	39	90.7	160	160	100.0	117	96	82.1	76	74	97.4	41	39	95.1	111	99	89.2	49	40	81.6	41	34	82.9
	INSTITUTE FOR QUALITY COLLEGIATE	8400766	2024	99	4	4	100.0													18	18	100.0				7	7	100.0	15	15	100.0	7	7	100.0	4	4	100.0
		8400766	2023	99	1	1	100.0													17	17	100.0				4	4	100.0	15	15	100.0	3	3	100.0	3	3	100.0
	KELOKITSO COMPREHENSIVE SCHOOL	8140624	2024	4													80	80	100.0	62	55	88.7	37	35	94.6	62	44	71.0	37	36	97.3	25	19	76.0	22	20	90.9
		8140624	2023	4													83	83	100.0	65	62	95.4	34	33	97.1	66	51	77.3	34	30	88.2	32	22	68.8	26	22	84.6
	KGATELOPELE SECONDARY SCHOOL	8400241	2024	1	9	8	88.9				24	23	95.8	10	9	90.0	138	138	100.0	115	104	90.4	96	87	90.6	57	55	96.5	119	111	93.3	20	17	85.0	19	18	94.7
		8400241	2023	1	20	17	85.0				66	55	83.3	32	20	62.5	199	199	100.0	136	118	86.8	101	63	62.4	82	67	81.7	167	139	83.2	35	26	74.3	35	26	74.3
	KWA-MAHLOBO SECONDARY SCHOOL	8140665	2024	3	27	24	88.9				47	46	97.9	19	19	100.0	153	153	100.0	98	94	95.9	77	75	97.4	28	28	100.0	122	117	95.9	29	27	93.1	27	26	96.3
		8140665	2023	3	41	35	85.4				52	47	90.4	35	26	74.3	169	169	100.0	111	89	80.2	85	67	78.8	32	32	100.0	133	112	84.2	34	32	94.1	30	30	100.0
	LAMBANO ACADEMY	8401131	2024	99	4	4	100.0				5	5	100.0	4	4	100.0				23	22	95.7	8	7	87.5	14	14	100.0	17	16	94.1	10	10	100.0	7	4	57.1
		8401131	2023	99	3	3	100.0				12	12	100.0	7	6	85.7				15	15	100.0	6	6	100.0	11	9	81.8	15	15	100.0	10	6	60.0	6	5	83.3
	LAMULA JUBILEE SECONDARY SCHOOL	8140681	2024	3	22	20	90.9				22	22	100.0	22	22	100.0	143	143	100.0	121	121	100.0	58	58	100.0	121	111	91.7	98	96	98.0	45	43	95.6	35	35	100.0
		8140681	2023	3	42	35	83.3				42	41	97.6	42	39	92.9	153	153	100.0	111	103	92.8	52	49	94.2	111	90	81.1	103	96	93.2	50	35	70.0	29	28	96.6

Province Districts	Centre Name	Centre Number	Exam Date	Quintile	Accounting			Agricultural Sciences			Business Studies			Economics			English First Additional Language			Geography			History			Life Sciences			Mathematical Literacy			Mathematics			Physical Sciences		
					Total Wrote	Achieved 30 - 100%	% Achieved at 30% and Above	Total Wrote	Achieved 30 - 100%	% Achieved at 30% and Above	Total Wrote	Achieved 30 - 100%	% Achieved at 30% and Above	Total Wrote	Achieved 30 - 100%	% Achieved at 30% and Above	Total Wrote	Achieved 30 - 100%	% Achieved at 30% and Above	Total Wrote	Achieved 30 - 100%	% Achieved at 30% and Above	Total Wrote	Achieved 30 - 100%	% Achieved at 30% and Above	Total Wrote	Achieved 30 - 100%	% Achieved at 30% and Above	Total Wrote	Achieved 30 - 100%	% Achieved at 30% and Above	Total Wrote	Achieved 30 - 100%	% Achieved at 30% and Above			
JOHANNESBURG WEST	LANTERNSKOOL	8250852	2024	4							31	20	64.5				7	7	100.0							9	5	55.6	51	50	98.0						
		8250852	2023	4							25	19	76.0				15	15	100.0							12	7	58.3	44	43	97.7						
	LETSIBOGO SECONDARY SCHOOL	8140715	2024	4	42	41	97.6				117	117	100.0	43	42	97.7	266	266	100.0	132	132	100.0	111	111	100.0	111	111	100.0	200	199	99.5	64	53	82.8	58	54	93.1
		8140715	2023	4	41	39	95.1				156	146	93.6	41	35	85.4	290	290	100.0	134	134	100.0	142	141	99.3	105	101	96.2	208	198	95.2	81	66	81.5	63	62	98.4
	LUFHERENG SEC SCHOOL	8400791	2024	2	23	23	100.0				91	91	100.0	51	51	100.0	165	165	100.0	96	96	100.0	142	142	100.0	91	87	95.6	144	143	99.3	21	20	95.2	21	19	90.5
		8400791	2023	2	23	22	95.7				44	44	100.0	27	26	96.3	115	115	100.0	42	42	100.0	68	68	100.0	49	40	81.6	95	93	97.9	20	19	95.0	20	19	95.0
	MATSELISO SECONDARY SCHOOL	8140780	2024	3	16	15	93.8				42	41	97.6	25	13	52.0	177	177	100.0	131	120	91.6	94	91	96.8	68	63	92.6	120	110	91.7	57	45	78.9	41	30	73.2
		8140780	2023	3	21	17	81.0				56	47	83.9	30	18	60.0	130	130	100.0	79	75	94.9	51	49	96.1	48	45	93.8	90	85	94.4	40	36	90.0	30	28	93.3
	MEADOWLANDS SECONDARY SCHOOL	8140806	2024	3	22	11	50.0				89	77	86.5	22	21	95.5	185	185	100.0	81	71	87.7	66	57	86.4	81	39	48.1	153	128	83.7	29	25	86.2	27	25	92.6
		8140806	2023	3	10	4	40.0				64	51	79.7	10	8	80.0	124	124	100.0	57	54	94.7	47	46	97.9	57	40	70.2	111	94	84.7	13	13	100.0	13	13	100.0
	MOKGOME SECONDARY SCHOOL	8140814	2024	3	10	7	70.0				60	60	100.0	23	22	95.7	85	85	100.0	41	41	100.0	45	45	100.0	17	17	100.0	66	64	97.0	19	17	89.5	17	16	94.1
		8140814	2023	3	15	12	80.0				74	61	82.4	29	18	62.1	109	109	100.0	80	71	88.8	53	47	88.7	27	25	92.6	77	67	87.0	32	23	71.9	27	15	55.6
	ORLANDO WEST SECONDARY SCHOOL	8132688	2024	3	8	8	100.0				19	19	100.0	6	6	100.0	59	59	100.0	38	36	94.7	37	37	100.0	23	23	100.0	41	41	100.0	18	18	100.0	16	16	100.0
		8132688	2023	3	12	11	91.7				12	12	100.0	8	8	100.0	55	55	100.0	43	42	97.7	29	27	93.1	26	23	88.5	37	35	94.6	18	17	94.4	14	13	92.9
	PHEFENI SECONDARY SCHOOL	8132704	2024	3	14	13	92.9				22	22	100.0	13	13	100.0	81	81	100.0	22	22	100.0	45	44	97.8	23	23	100.0	63	57	90.5	17	13	76.5	13	10	76.9
		8132704	2023	3	14	13	92.9				21	21	100.0	13	13	100.0	84	84	100.0	18	17	94.4	51	48	94.1	19	17	89.5	64	56	87.5	17	15	88.2	13	12	92.3
	PJ SIMELANE SECONDARY SCHOOL	8251777	2024	4	20	15	75.0				64	59	92.2	64	47	73.4	249	249	100.0	164	162	98.8	130	130	100.0	123	118	95.9	185	172	93.0	65	51	78.5	56	48	85.7
		8251777	2023	4	28	10	35.7				63	52	82.5	64	41	64.1	237	237	100.0	149	136	91.3	131	126	96.2	109	89	81.7	185	162	87.6	53	38	71.7	42	34	81.0
	PRINCESS HIGH SCHOOL	8250951	2024	5	10	10	100.0				69	69	100.0	32	22	68.8				93	80	86.0	104	100	96.2	97	84	86.6	168	156	92.9	66	38	57.6	36	27	75.0
		8250951	2023	5	15	13	86.7				42	42	100.0	33	27	81.8				120	115	95.8	65	65	100.0	66	58	87.9	122	117	95.9	65	45	69.2	46	34	73.9

Province Districts	Centre Name	Centre Number	Exam Date	Quintile	Accounting			Agricultural Sciences			Business Studies			Economics			English First Additional Language			Geography			History			Life Sciences			Mathematical Literacy			Mathematics			Physical Sciences		
					Total Wrote	Achieved 30 - 100%	% Achieved at 30% and Above	Total Wrote	Achieved 30 - 100%	% Achieved at 30% and Above	Total Wrote	Achieved 30 - 100%	% Achieved at 30% and Above	Total Wrote	Achieved 30 - 100%	% Achieved at 30% and Above	Total Wrote	Achieved 30 - 100%	% Achieved at 30% and Above	Total Wrote	Achieved 30 - 100%	% Achieved at 30% and Above	Total Wrote	Achieved 30 - 100%	% Achieved at 30% and Above	Total Wrote	Achieved 30 - 100%	% Achieved at 30% and Above	Total Wrote	Achieved 30 - 100%	% Achieved at 30% and Above	Total Wrote	Achieved 30 - 100%	% Achieved at 30% and Above			
JOHANNESBURG WEST	QUEENSPARK SCHOOLS	8400606	2024	99	4	4	100.0				24	20	83.3	10	9	90.0				17	16	94.1	14	14	100.0	12	12	100.0	25	24	96.0	8	5	62.5	8	7	87.5
		8400606	2023	99	6	4	66.7				27	25	92.6	11	10	90.9				22	20	90.9	21	21	100.0	10	10	100.0	30	30	100.0	14	8	57.1	10	10	100.0
	RAYMOND MHLABA SECONDARY SCHOOL	8400220	2024	2	35	35	100.0				49	49	100.0	42	42	100.0	274	274	100.0	174	171	98.3	167	166	99.4	107	107	100.0	208	207	99.5	66	62	93.9	65	65	100.0
		8400220	2023	2	47	47	100.0				67	66	98.5	63	61	96.8	258	258	100.0	136	136	100.0	83	83	100.0	129	128	99.2	177	176	99.4	81	72	88.9	66	66	100.0
	ROYAL COLLEGE	8400614	2024	99	8	4	50.0				27	26	96.3	25	21	84.0				26	26	100.0	35	34	97.1	33	23	69.7	47	47	100.0	11	11	100.0	10	10	100.0
		8400614	2023	99	6	5	83.3				27	25	92.6	18	13	72.2				24	24	100.0	24	21	87.5	31	28	90.3	36	36	100.0	13	12	92.3	11	10	90.9
	ROYAL KINGS SCHOOL	8400670	2024	99							16	14	87.5	9	7	77.8				15	15	100.0	10	9	90.0	9	9	100.0	20	19	95.0	12	7	58.3	7	4	57.1
		8400670	2023	99							22	18	81.8	6	5	83.3				18	16	88.9	10	10	100.0	15	12	80.0	28	28	100.0	12	6	50.0	8	6	75.0
	SEBETSA-O-THOLEMOPUTSO	8251850	2024	2	12	12	100.0				53	53	100.0	53	42	79.2	214	214	100.0	161	154	95.7	119	119	100.0	101	84	83.2	160	154	96.3	54	48	88.9	42	38	90.5
		8251850	2023	2	9	9	100.0				37	37	100.0	37	36	97.3	178	178	100.0	141	120	85.1	120	101	84.2	74	60	81.1	148	131	88.5	30	21	70.0	21	21	100.0
	SEEKERS PRIVATE HIGH SCHOOL	8400569	2024	99							17	16	94.1	6	5	83.3				5	5	100.0				7	7	100.0	16	16	100.0	6	6	100.0	5	4	80.0
		8400569	2023	99	1	1	100.0				5	5	100.0	6	5	83.3										8	8	100.0	7	7	100.0	6	5	83.3	4	2	50.0
	SIYABONGA SECONDARY SCHOOL	8400240	2024	1	11	9	81.8				89	89	100.0	24	24	100.0	201	201	100.0	124	120	96.8	128	127	99.2	40	40	100.0	167	154	92.2	35	28	80.0	31	29	93.5
		8400240	2023	1	5	5	100.0				110	96	87.3	30	29	96.7	214	214	100.0	99	84	84.8	146	143	97.9	33	32	97.0	180	148	82.2	32	26	81.3	25	24	96.0
	SIYABUSA SEC SCHOOL	8251272	2024	2	23	17	73.9				44	42	95.5	23	20	87.0	95	95	100.0	38	36	94.7	33	33	100.0	50	44	88.0	78	73	93.6	17	13	76.5	17	16	94.1
		8251272	2023	2	20	18	90.0				49	48	98.0	20	16	80.0	104	104	100.0	42	41	97.6	42	42	100.0	55	49	89.1	92	90	97.8	13	10	76.9	13	13	100.0
	SIZWILE SCHOOL FOR THE DEAF	8251900	2024	3												7	7	100.0										7	1	14.3							
		8251900	2023	3												10	10	100.0										10	5	50.0							
SKYLINE COMBINED SCHOOL	8400740	2024	99	4	2	50.0				17	17	100.0	6	4	66.7				17	17	100.0	17	17	100.0	16	16	100.0	22	21	95.5	9	9	100.0	9	8	88.9	
	8400740	2023	99							12	12	100.0	2	2	100.0				14	14	100.0	9	9	100.0	8	8	100.0	13	13	100.0	5	5	100.0	4	4	100.0	

Province Districts	Centre Name	Centre Number	Exam Date	Quintile	Accounting			Agricultural Sciences			Business Studies			Economics			English First Additional Language			Geography			History			Life Sciences			Mathematical Literacy			Mathematics			Physical Sciences		
					Total Wrote	Achieved 30 - 100%	% Achieved at 30% and Above	Total Wrote	Achieved 30 - 100%	% Achieved at 30% and Above	Total Wrote	Achieved 30 - 100%	% Achieved at 30% and Above	Total Wrote	Achieved 30 - 100%	% Achieved at 30% and Above	Total Wrote	Achieved 30 - 100%	% Achieved at 30% and Above	Total Wrote	Achieved 30 - 100%	% Achieved at 30% and Above	Total Wrote	Achieved 30 - 100%	% Achieved at 30% and Above	Total Wrote	Achieved 30 - 100%	% Achieved at 30% and Above	Total Wrote	Achieved 30 - 100%	% Achieved at 30% and Above	Total Wrote	Achieved 30 - 100%	% Achieved at 30% and Above			
JOHANNESBURG WEST	SOUTH HILLS COMBINED SCHOOL	8400997	2024	99							24	20	83.3	30	21	70.0				11	11	100.0	37	33	89.2	13	12	92.3	30	26	86.7	7	3	42.9	7	5	71.4
		8400997	2023	99							16	15	93.8	3	2	66.7				9	9	100.0	19	19	100.0	10	10	100.0	16	16	100.0	10	5	50.0	5	5	100.0
	ST MARTIN DE PORRES COMBINED SCHOOL	8133009	2024	99	21	21	100.0				70	69	98.6	53	53	100.0	120	120	100.0	50	50	100.0	28	28	100.0	39	39	100.0	72	72	100.0	48	43	89.6	33	30	90.9
		8133009	2023	99	31	31	100.0				64	63	98.4	64	63	98.4	116	116	100.0	52	50	96.2	25	25	100.0	27	27	100.0	76	76	100.0	40	36	90.0	20	20	100.0
	THULANI SECONDARY SCHOOL	8400218	2024	2	9	7	77.8				18	17	94.4	18	16	88.9	139	139	100.0	122	117	95.9	96	94	97.9	71	56	78.9	111	100	90.1	29	26	89.7	26	26	100.0
		8400218	2023	2	19	11	57.9				25	22	88.0	25	22	88.0	152	152	100.0	129	106	82.2	106	96	90.6	64	46	71.9	124	92	74.2	30	21	70.0	21	21	100.0
	THUTOLORE SECONDARY SCHOOL	8141002	2024	3	25	18	72.0				20	20	100.0	20	19	95.0	79	79	100.0	54	54	100.0	15	14	93.3	59	55	93.2	50	49	98.0	29	26	89.7	29	23	79.3
		8141002	2023	3	21	14	66.7				53	48	90.6	38	31	81.6	103	103	100.0	33	29	87.9	52	52	100.0	31	25	80.6	88	67	76.1	15	13	86.7	13	11	84.6
	TLHOKOMELO SPECIAL SCHOOL	8141044	2024	5							2	2	100.0															2	2	100.0							
	TULIP SECONDARY SCHOOL	8252031	2024	99	11	10	90.9				45	42	93.3	11	11	100.0				47	47	100.0	25	24	96.0	22	22	100.0	41	38	92.7	17	14	82.4	13	13	100.0
		8252031	2023	99	8	7	87.5				8	6	75.0	7	7	100.0				30	30	100.0	25	25	100.0	23	23	100.0	29	28	96.6	27	23	85.2	23	22	95.7
	VICTORY HOUSE PRIVATE SCHOOL	8252883	2024	99	21	21	100.0				22	21	95.5	25	22	88.0				21	21	100.0	21	21	100.0	36	35	97.2	29	29	100.0	30	26	86.7	21	20	95.2
		8252883	2023	99	40	39	97.5				29	28	96.6	29	28	96.6							15	15	100.0	19	18	94.7	18	18	100.0	39	32	82.1	25	21	84.0
	WEST RIDGE HIGH SCHOOL	8251173	2024	5	21	19	90.5				164	142	86.6	53	34	64.2				96	95	99.0	29	26	89.7	89	76	85.4	168	164	97.6	51	41	80.4	28	24	85.7
		8251173	2023	5	28	20	71.4				173	142	82.1	65	36	55.4				76	74	97.4	46	42	91.3	108	77	71.3	167	155	92.8	66	41	62.1	37	32	86.5
	WISEMAN CELE SECONDARY SCHOOL	8400238	2024	2	7	7	100.0				22	22	100.0	22	22	100.0	183	183	100.0	103	103	100.0	58	58	100.0	161	156	96.9	141	136	96.5	42	35	83.3	37	28	75.7
8400238		2023	2	11	9	81.8				32	29	90.6	32	28	87.5	189	189	100.0	91	89	97.8	96	83	86.5	157	120	76.4	139	114	82.0	50	29	58.0	39	27	69.2	

Province Districts	Centre Name	Centre Number	Exam Date	Quintile	Accounting			Agricultural Sciences			Business Studies			Economics			English First Additional Language			Geography			History			Life Sciences			Mathematical Literacy			Mathematics			Physical Sciences		
					Total Wrote	Achieved 30 - 100%	% Achieved at 30% and Above	Total Wrote	Achieved 30 - 100%	% Achieved at 30% and Above	Total Wrote	Achieved 30 - 100%	% Achieved at 30% and Above	Total Wrote	Achieved 30 - 100%	% Achieved at 30% and Above	Total Wrote	Achieved 30 - 100%	% Achieved at 30% and Above	Total Wrote	Achieved 30 - 100%	% Achieved at 30% and Above	Total Wrote	Achieved 30 - 100%	% Achieved at 30% and Above	Total Wrote	Achieved 30 - 100%	% Achieved at 30% and Above	Total Wrote	Achieved 30 - 100%	% Achieved at 30% and Above	Total Wrote	Achieved 30 - 100%	% Achieved at 30% and Above			
SEDI BENG EAST	ASSEMBLIES OF GOD (CEFUPS ACADEMY)	8331694	2024	99	2	2	100.0				8	8	100.0	5	2	40.0				9	9	100.0	19	19	100.0	16	8	50.0	25	25	100.0	6	4	66.7	3	2	66.7
		8331694	2023	99	1	1	100.0				4	4	100.0	1	1	100.0				8	8	100.0	7	7	100.0	10	9	90.0	12	12	100.0	2	2	100.0	2	1	50.0
	CURRO SAVANNA CITY COMBINED	8401081	2024	99	15	14	93.3				49	46	93.9							20	20	100.0	26	25	96.2	36	34	94.4	40	39	97.5	34	23	67.6	25	19	76.0
		8401081	2023	99	7	7	100.0				32	32	100.0							22	22	100.0	7	7	100.0	34	34	100.0	28	28	100.0	25	19	76.0	16	16	100.0
	DESTINATA SKOOL	8330100	2024	4	6	5	83.3				11	9	81.8				19	19	100.0										24	24	100.0	7	6	85.7			
		8330100	2023	4	7	7	100.0				15	13	86.7				26	26	100.0									24	24	100.0	10	6	60.0				
	DIXON ACADEMY	8400879	2023	99						3	3	100.0	3	1	33.3						3	2	66.7					3	3	100.0							
	EL TABERNACLE CHRISTIAN COLLEGE	8400181	2024	99																3	3	100.0				5	5	100.0	3	3	100.0	2	2	100.0	1	1	100.0
		8400181	2023	99	3	3	100.0				10	8	80.0							6	6	100.0				8	8	100.0	11	10	90.9	7	7	100.0	4	4	100.0
	GENERAL SMUTS HIGH SCHOOL	8330126	2024	5	27	24	88.9				123	88	71.5	52	28	53.8				68	50	73.5	49	41	83.7	152	73	48.0	157	131	83.4	93	52	55.9	60	34	56.7
		8330126	2023	5	25	18	72.0				99	70	70.7	59	41	69.5				57	53	93.0	61	48	78.7	138	75	54.3	129	113	87.6	90	54	60.0	62	35	56.5
	HO&R VOLKSKOOL HEIDELBERG	8340174	2024	5	33	30	90.9				52	46	88.5				176	176	100.0	26	26	100.0	15	15	100.0	56	50	89.3	98	98	100.0	78	76	97.4	55	55	100.0
		8340174	2023	5	34	32	94.1				58	46	79.3				162	162	100.0	23	23	100.0	4	4	100.0	55	45	81.8	92	91	98.9	70	68	97.1	42	42	100.0
	HO&RSKOOL DR MALAN	8330159	2024	5	51	50	98.0				120	119	99.2				243	243	100.0	24	24	100.0				60	56	93.3	174	174	100.0	69	68	98.6	35	33	94.3
		8330159	2023	5	55	55	100.0				130	130	100.0				260	260	100.0	31	31	100.0				64	59	92.2	169	168	99.4	90	85	94.4	46	46	100.0
	HO&RSKOOL DRIE RIVIERE	8330167	2024	5	26	26	100.0				72	70	97.2							30	29	96.7				71	71	100.0	75	75	100.0	64	59	92.2	41	39	95.1
		8330167	2023	5	22	22	100.0				74	72	97.3				10	10	100.0	37	36	97.3				59	58	98.3	73	72	98.6	57	55	96.5	40	40	100.0
	HO&RSKOOL EMMASDAL	8340208	2023	4						1	1	100.0				1	1	100.0									1	0	0.0								
	HO&RSKOOL OVERVAAL	8330183	2024	5	10	8	80.0				34	34	100.0	8	8	100.0	107	107	100.0	17	17	100.0				33	31	93.9	74	74	100.0	33	31	93.9	27	24	88.9
		8330183	2023	5	15	12	80.0				56	50	89.3	17	17	100.0	127	127	100.0	25	24	96.0				45	44	97.8	87	87	100.0	39	38	97.4	30	30	100.0

Province Districts	Centre Name	Centre Number	Exam Date	Quintile	Accounting			Agricultural Sciences			Business Studies			Economics			English First Additional Language			Geography			History			Life Sciences			Mathematical Literacy			Mathematics			Physical Sciences		
					Total Wrote	Achieved 30 - 100%	% Achieved at 30% and Above	Total Wrote	Achieved 30 - 100%	% Achieved at 30% and Above	Total Wrote	Achieved 30 - 100%	% Achieved at 30% and Above	Total Wrote	Achieved 30 - 100%	% Achieved at 30% and Above	Total Wrote	Achieved 30 - 100%	% Achieved at 30% and Above	Total Wrote	Achieved 30 - 100%	% Achieved at 30% and Above	Total Wrote	Achieved 30 - 100%	% Achieved at 30% and Above	Total Wrote	Achieved 30 - 100%	% Achieved at 30% and Above	Total Wrote	Achieved 30 - 100%	% Achieved at 30% and Above	Total Wrote	Achieved 30 - 100%	% Achieved at 30% and Above			
SEDBENG EAST	J W LUCKHOFF CYCC	8340216	2023	3											1	1	100.0										1	1	100.0								
	JEPPE ADULT VERENIGING CENTRE REPEATER	8339000	2023	99	1	0	0.0				7	1	14.3	2	1	50.0	4	4	100.0	6	4	66.7	4	0	0.0	1	0	0.0	3	3	100.0						
	JEPPE EDUCATION CENTRE	8400320	2024	99	6	5	83.3				26	20	76.9	9	8	88.9	16	16	100.0	26	26	100.0	14	14	100.0	21	18	85.7	26	26	100.0	10	9	90.0	9	8	88.9
		8400320	2023	99	11	10	90.9				32	31	96.9	10	10	100.0	13	13	100.0	23	23	100.0	18	18	100.0	27	23	85.2	30	30	100.0	13	12	92.3	11	11	100.0
	KGORO YA THUTO SECONDARY SCHOOL	8400226	2024	4	28	23	82.1				77	59	76.6	66	31	47.0	194	194	100.0	128	92	71.9	85	70	82.4	32	31	96.9	155	133	85.8	39	28	71.8	32	21	65.6
		8400226	2023	4	26	13	50.0				89	54	60.7	74	20	27.0	199	199	100.0	125	88	70.4	74	56	75.7	36	32	88.9	153	119	77.8	46	25	54.3	36	22	61.1
	KHANYA-LESEDI SECONDARY	8340752	2024	4	41	7	17.1				92	75	81.5	41	34	82.9	271	271	100.0	189	153	81.0	153	131	85.6	150	122	81.3	200	160	80.0	71	34	47.9	68	35	51.5
		8340752	2023	4	29	12	41.4				38	36	94.7	30	17	56.7	174	174	100.0	136	114	83.8	89	71	79.8	143	114	79.7	111	93	83.8	63	25	39.7	54	26	48.1
	LEKOA SHANDU SECONDARY	8330944	2024	3	25	12	48.0				95	65	68.4	44	26	59.1	182	182	100.0	57	49	86.0	49	46	93.9	63	46	73.0	140	120	85.7	42	20	47.6	27	17	63.0
		8330944	2023	3	14	5	35.7				84	53	63.1	52	22	42.3	183	183	100.0	80	76	95.0	45	42	93.3	98	75	76.5	117	95	81.2	66	31	47.0	39	31	79.5
	MAHARENG SECONDARY SCHOOL	8320895	2024	4	8	7	87.5				35	27	77.1	19	11	57.9	136	136	100.0	101	87	86.1	70	59	84.3	47	39	83.0	99	83	83.8	37	32	86.5	31	28	90.3
		8320895	2023	4	21	10	47.6				60	41	68.3	34	24	70.6	173	173	100.0	114	95	83.3	103	60	58.3	51	42	82.4	161	120	74.5	13	13	100.0	11	11	100.0
	MEYERTON HIGH SCHOOL	8332117	2024	2	22	7	31.8				75	71	94.7	76	36	47.4	138	137	99.3	105	91	86.7	84	76	90.5	58	50	86.2	154	136	88.3	65	35	53.8	59	34	57.6
		8332117	2023	2	16	13	81.3				93	76	81.7	92	53	57.6	148	148	100.0	89	75	84.3	53	41	77.4	62	45	72.6	143	127	88.8	65	15	23.1	62	31	50.0
	MOHLOLI SECONDARY SCHOOL	8331074	2024	3	30	27	90.0				63	56	88.9	34	30	88.2	132	132	100.0	45	43	95.6				51	48	94.1	76	69	90.8	56	43	76.8	51	33	64.7
		8331074	2023	3	15	13	86.7				111	94	84.7	58	39	67.2	185	185	100.0	72	62	86.1				44	42	95.5	131	116	88.5	54	40	74.1	50	35	70.0
MOUNTAINVIEW HIGH SCHOOL	8400665	2024	5	8	6	75.0				40	39	97.5	40	38	95.0				37	36	97.3	21	20	95.2	24	24	100.0	61	60	98.4	24	10	41.7	24	12	50.0	
	8400665	2023	5	25	18	72.0				41	38	92.7	21	18	85.7							34	31	91.2	52	46	88.5	41	39	95.1	25	14	56.0	25	20	80.0	



Province Districts	Centre Name	Centre Number	Exam Date	Quintile	Accounting			Agricultural Sciences			Business Studies			Economics			English First Additional Language			Geography			History			Life Sciences			Mathematical Literacy			Mathematics			Physical Sciences		
					Total Wrote	Achieved 30 - 100%	% Achieved at 30% and Above	Total Wrote	Achieved 30 - 100%	% Achieved at 30% and Above	Total Wrote	Achieved 30 - 100%	% Achieved at 30% and Above	Total Wrote	Achieved 30 - 100%	% Achieved at 30% and Above	Total Wrote	Achieved 30 - 100%	% Achieved at 30% and Above	Total Wrote	Achieved 30 - 100%	% Achieved at 30% and Above	Total Wrote	Achieved 30 - 100%	% Achieved at 30% and Above	Total Wrote	Achieved 30 - 100%	% Achieved at 30% and Above	Total Wrote	Achieved 30 - 100%	% Achieved at 30% and Above	Total Wrote	Achieved 30 - 100%	% Achieved at 30% and Above			
SEDIBENG EAST	NEW HOPE SECONDARY SCHOOL	8400589	2024	2							38	27	71.1	38	14	36.8	182	182	100.0	142	121	85.2	183	170	92.9	99	90	90.9	169	139	82.2	14	14	100.0	14	14	100.0
		8400589	2023	2							66	33	50.0	39	15	38.5	212	212	100.0	164	143	87.2	99	85	85.9	148	106	71.6	200	158	79.0	12	12	100.0	12	12	100.0
	PHOENIX HIGH SCHOOL	8400588	2024	5	15	15	100.0				61	61	100.0							29	29	100.0				66	53	80.3	84	83	98.8	33	29	87.9	30	18	60.0
		8400588	2023	5	13	11	84.6				84	76	90.5							31	28	90.3				71	61	85.9	101	98	97.0	42	27	64.3	29	20	69.0
	RATANDA SECONDARY SCHOOL	8341149	2024	4	23	16	69.6				39	33	84.6	39	14	35.9	245	245	100.0	206	158	76.7	157	128	81.5	138	85	61.6	194	136	70.1	51	23	45.1	49	26	53.1
		8341149	2023	4	15	8	53.3				31	21	67.7	30	10	33.3	198	198	100.0	165	125	75.8	125	91	72.8	165	98	59.4	154	113	73.4	34	22	64.7	36	29	80.6
	RIVERSIDE HIGH SCHOOL	8330597	2024	5	33	29	87.9				110	94	85.5	68	58	85.3				82	76	92.7	98	90	91.8	133	105	78.9	185	169	91.4	70	60	85.7	42	40	95.2
		8330597	2023	5	42	42	100.0				103	88	85.4	67	55	82.1				28	28	100.0	77	73	94.8	95	75	78.9	135	129	95.6	64	56	87.5	37	33	89.2
	ROSHNEE ISLAMIC SCHOOL	8331702	2024	99	22	22	100.0													23	23	100.0	19	16	84.2	30	30	100.0	20	20	100.0	26	26	100.0	14	14	100.0
		8331702	2023	99	10	10	100.0				17	16	94.1							18	17	94.4	8	7	87.5	20	20	100.0	11	11	100.0	17	17	100.0	11	10	90.9
	ROSHNEE SECONDARY SCHOOL	8330043	2024	5	30	29	96.7				68	68	100.0	17	17	100.0							56	56	100.0	21	21	100.0	56	55	98.2	30	29	96.7	19	18	94.7
		8330043	2023	5	20	20	100.0				58	55	94.8	23	22	95.7							70	68	97.1	42	42	100.0	43	42	97.7	47	41	87.2	32	30	93.8
	RUSOORD SECONDARY SCHOOL	8331280	2024	1							47	41	87.2	19	7	36.8	47	47	100.0							28	12	42.9	47	41	87.2						
		8331280	2023	1							47	27	57.4	24	8	33.3	47	47	100.0							23	6	26.1	47	40	85.1						
	RUST-TER-VAAL SECONDARY SCHOOL	8400673	2024	4							16	16	100.0				12	12	100.0	32	26	81.3	54	54	100.0	19	18	94.7	41	41	100.0	20	6	30.0	17	10	58.8
		8400673	2023	4							34	29	85.3				9	9	100.0	63	52	82.5	43	36	83.7	13	12	92.3	64	53	82.8	13	8	61.5	13	6	46.2
	SEDAVEN HIGH SCHOOL	8340364	2024	99	5	2	40.0				5	5	100.0												12	8	66.7	6	6	100.0	11	7	63.6	8	7	87.5	
		8340364	2023	99	1	0	0.0				6	4	66.7												8	3	37.5	6	4	66.7	3	1	33.3	3	1	33.3	
	SUPREME EDUCATIONAL COLLEGE	8133058	2024	99							1	1	100.0	1	1	100.0				1	1	100.0	1	1	100.0	2	2	100.0	2	2	100.0	1	1	100.0	1	1	100.0

Province Districts	Centre Name	Centre Number	Exam Date	Quintile	Accounting			Agricultural Sciences			Business Studies			Economics			English First Additional Language			Geography			History			Life Sciences			Mathematical Literacy			Mathematics			Physical Sciences			
					Total Wrote	Achieved 30 - 100%	% Achieved at 30% and Above	Total Wrote	Achieved 30 - 100%	% Achieved at 30% and Above	Total Wrote	Achieved 30 - 100%	% Achieved at 30% and Above	Total Wrote	Achieved 30 - 100%	% Achieved at 30% and Above	Total Wrote	Achieved 30 - 100%	% Achieved at 30% and Above	Total Wrote	Achieved 30 - 100%	% Achieved at 30% and Above	Total Wrote	Achieved 30 - 100%	% Achieved at 30% and Above	Total Wrote	Achieved 30 - 100%	% Achieved at 30% and Above	Total Wrote	Achieved 30 - 100%	% Achieved at 30% and Above	Total Wrote	Achieved 30 - 100%	% Achieved at 30% and Above				
SEDIBENG EAST	THUTO LORE SECONDARY SCHOOL	8331413	2024	3							63	55	87.3				165	165	100.0									62	52	83.9	29	27	93.1	23	17	73.9		
		8331413	2023	3							51	38	74.5				148	148	100.0									52	41	78.8	23	13	56.5	12	7	58.3		
	VAAL ED U COLLEGE PRIVATE	8331470	2024	99	8	8	100.0				16	16	100.0	17	10	58.8											16	16	100.0	17	17	100.0	15	15	100.0	15	12	80.0
		8331470	2023	99	9	9	100.0				12	12	100.0	12	6	50.0											16	16	100.0	12	12	100.0	16	16	100.0	16	14	87.5
	VEREENIGING GIMNASIUM	8330209	2024	5	11	7	63.6	6	4	66.7	33	29	87.9				90	90	100.0	8	8	100.0					29	15	51.7	59	58	98.3	27	12	44.4	19	3	15.8
		8330209	2023	5	10	9	90.0	12	12	100.0	35	29	82.9				103	103	100.0	18	16	88.9					19	15	78.9	74	73	98.6	29	16	55.2	19	6	31.6
SEDIBENG WEST	BEVERLY HILLS SECONDARY SCHOOL	8320937	2024	1	41	17	41.5				118	101	85.6	95	71	74.7	169	169	100.0	36	32	88.9	66	60	90.9	72	49	68.1	146	131	89.7	23	19	82.6	21	14	66.7	
		8320937	2023	1	26	18	69.2				161	107	66.5	124	76	61.3	239	238	99.6	69	53	76.8	68	64	94.1	108	57	52.8	218	178	81.7	20	20	100.0	19	19	100.0	
	BOITUMELO SECONDARY	8400325	2024	3	19	12	63.2				31	30	96.8	33	26	78.8	165	165	100.0	44	37	84.1	111	96	86.5	81	63	77.8	141	121	85.8	25	15	60.0	24	21	87.5	
		8400325	2023	3	12	7	58.3				96	69	71.9	57	25	43.9	220	220	100.0	133	89	66.9	159	97	61.0	124	82	66.1	171	132	77.2	49	24	49.0	49	38	77.6	
	BOPHELONG SECONDARY SCHOOL	8400355	2024	2	12	8	66.7				12	10	83.3	12	7	58.3	72	72	100.0	46	41	89.1	30	14	46.7	44	27	61.4	57	35	61.4	15	6	40.0	15	9	60.0	
		8400355	2023	2	19	9	47.4				21	15	71.4	21	10	47.6	94	94	100.0	74	64	86.5	24	16	66.7	50	39	78.0	62	44	71.0	32	10	31.3	32	18	56.3	
	BOTEBO-TSEBO SEC SCHOOL	8320358	2024	4	12	8	66.7				44	37	84.1	46	44	95.7	183	183	100.0	77	67	87.0	54	50	92.6	77	46	59.7	157	117	74.5	25	14	56.0	24	20	83.3	
		8320358	2023	4	11	10	90.9				39	31	79.5	25	25	100.0	187	186	99.5	85	70	82.4	67	58	86.6	79	54	68.4	157	113	72.0	30	21	70.0	22	19	86.4	
	CHRYSTAL SPRINGS PRIVATE SCHOOL	8321869	2024	99	12	7	58.3				30	25	83.3	12	10	83.3	44	44	100.0	31	24	77.4	19	12	63.2	13	9	69.2	28	18	64.3	16	7	43.8	12	0	0.0	
		8321869	2023	99	5	2	40.0				16	14	87.5	5	5	100.0	26	26	100.0	20	18	90.0	12	12	100.0	9	8	88.9	17	14	82.4	9	7	77.8	8	2	25.0	
	DINOKANENG SECONDARY SCHOOL	8320432	2024	3	12	4	33.3				64	60	93.8	46	36	78.3	122	122	100.0	76	69	90.8	43	40	93.0	41	38	92.7	89	76	85.4	33	17	51.5	33	19	57.6	
		8320432	2023	3	11	11	100.0				63	61	96.8	43	38	88.4	146	146	100.0	84	73	86.9	28	22	78.6	45	39	86.7	80	59	73.8	39	11	28.2	35	27	77.1	
DR MOLEFI OLIPHANT SECONDARY	8400917	2024	2	21	20	95.2				39	38	97.4	39	34	87.2	202	200	99.0	32	28	87.5					165	132	80.0	41	31	75.6	163	62	38.0	125	103	82.4	
	8400917	2023	2	24	16	66.7				34	31	91.2	34	20	58.8	185	185	100.0	27	26	96.3					151	140	92.7	79	68	86.1	106	45	42.5	82	78	95.1	

Province Districts	Centre Name	Centre Number	Exam Date	Quintile	Accounting			Agricultural Sciences			Business Studies			Economics			English First Additional Language			Geography			History			Life Sciences			Mathematical Literacy			Mathematics			Physical Sciences		
					Total Wrote	Achieved 30 - 100%	% Achieved at 30% and Above	Total Wrote	Achieved 30 - 100%	% Achieved at 30% and Above	Total Wrote	Achieved 30 - 100%	% Achieved at 30% and Above	Total Wrote	Achieved 30 - 100%	% Achieved at 30% and Above	Total Wrote	Achieved 30 - 100%	% Achieved at 30% and Above	Total Wrote	Achieved 30 - 100%	% Achieved at 30% and Above	Total Wrote	Achieved 30 - 100%	% Achieved at 30% and Above	Total Wrote	Achieved 30 - 100%	% Achieved at 30% and Above	Total Wrote	Achieved 30 - 100%	% Achieved at 30% and Above	Total Wrote	Achieved 30 - 100%	% Achieved at 30% and Above			
SEDIBENG WEST	ED MASHABANE SECONDARY SCHOOL	8320457	2024	1	26	18	69.2				35	26	74.3	35	21	60.0	159	159	100.0	116	84	72.4	80	68	85.0	124	70	56.5	113	101	89.4	46	14	30.4	44	20	45.5
		8320457	2023	1	17	15	88.2				30	21	70.0	28	21	75.0	115	115	100.0	86	69	80.2	46	39	84.8	84	62	73.8	64	57	89.1	52	21	40.4	40	28	70.0
	EL SHADDAI SCHOOL	8321752	2024	99	17	10	58.8				24	21	87.5	23	21	91.3	9	9	100.0	20	16	80.0				22	18	81.8	55	49	89.1	12	8	66.7	11	4	36.4
		8321752	2023	99	14	14	100.0				15	13	86.7	12	12	100.0	11	11	100.0	4	4	100.0				23	21	91.3	38	35	92.1	14	14	100.0	13	13	100.0
	ESOKWAZI SECONDARY SCHOOL	8320515	2024	2	24	19	79.2				87	66	75.9	29	20	69.0	229	229	100.0	78	70	89.7	102	81	79.4	144	100	69.4	149	123	82.6	80	59	73.8	70	35	50.0
		8320515	2023	2	9	9	100.0				93	54	58.1	38	20	52.6	214	213	99.5	89	74	83.1	84	73	86.9	124	95	76.6	112	75	67.0	102	64	62.7	74	56	75.7
	FUNDULWAZI SECONDARY SCHOOL	8320556	2024	3	50	29	58.0				70	67	95.7	70	55	78.6	226	226	100.0	139	114	82.0	85	74	87.1	72	56	77.8	155	123	79.4	72	49	68.1	72	25	34.7
		8320556	2023	3	48	34	70.8				53	52	98.1	53	50	94.3	197	197	100.0	124	103	83.1	80	72	90.0	64	52	81.3	133	118	88.7	64	50	78.1	64	39	60.9
	HO&R TEGNIESE SKOOL CAREL DE WET	8320028	2024	5							32	25	78.1	32	15	46.9										33	27	81.8	32	25	78.1	53	47	88.7	53	21	39.6
		8320028	2023	5							50	37	74.0	50	14	28.0										34	30	88.2	50	42	84.0	42	36	85.7	42	29	69.0
	HO&RSKOOL DRIEHOEK	8330175	2024	5	16	16	100.0				32	26	81.3	13	12	92.3	180	180	100.0	53	52	98.1				86	75	87.2	106	106	100.0	75	62	82.7	44	43	97.7
		8330175	2023	5	24	20	83.3				39	34	87.2	14	10	71.4	189	189	100.0	60	55	91.7				74	69	93.2	119	117	98.3	70	65	92.9	52	50	96.2
	HO&RSKOOL SUIDERLIG	8320036	2024	5	43	36	83.7				107	104	97.2	53	46	86.8										85	80	94.1	81	81	100.0	78	72	92.3	60	55	91.7
		8320036	2023	5	32	21	65.6				102	93	91.2	70	58	82.9										86	80	93.0	80	79	98.8	92	78	84.8	65	47	72.3
	HO&RSKOOL TRANSVALIA	8330191	2024	5	38	37	97.4				89	72	80.9	24	22	91.7	229	229	100.0	35	35	100.0				85	76	89.4	121	120	99.2	108	96	88.9	74	62	83.8
		8330191	2023	5	40	39	97.5				76	65	85.5	26	24	92.3	210	210	100.0	19	19	100.0				89	79	88.8	103	103	100.0	107	98	91.6	83	78	94.0
	HO&RSKOOL VANDERBIJLPARK	8320044	2024	5							51	38	74.5				6	6	100.0	24	24	100.0				54	48	88.9	49	47	95.9	30	23	76.7	25	16	64.0
		8320044	2023	5							50	39	78.0				10	10	100.0	29	27	93.1				67	53	79.1	46	44	95.7	40	22	55.0	32	20	62.5
JET NTEO SECONDARY SCHOOL	8320663	2024	2	28	27	96.4				110	84	76.4	28	25	89.3	200	200	100.0	51	51	100.0	114	87	76.3	97	73	75.3	139	114	82.0	60	45	75.0	58	43	74.1	
	8320663	2023	2	29	19	65.5				104	82	78.8	29	18	62.1	171	171	100.0	31	31	100.0	93	80	86.0	85	61	71.8	119	99	83.2	52	40	76.9	49	36	73.5	

Province Districts	Centre Name	Centre Number	Exam Date	Quintile	Accounting			Agricultural Sciences			Business Studies			Economics			English First Additional Language			Geography			History			Life Sciences			Mathematical Literacy			Mathematics			Physical Sciences		
					Total Wrote	Achieved 30 - 100%	% Achieved at 30% and Above	Total Wrote	Achieved 30 - 100%	% Achieved at 30% and Above	Total Wrote	Achieved 30 - 100%	% Achieved at 30% and Above	Total Wrote	Achieved 30 - 100%	% Achieved at 30% and Above	Total Wrote	Achieved 30 - 100%	% Achieved at 30% and Above	Total Wrote	Achieved 30 - 100%	% Achieved at 30% and Above	Total Wrote	Achieved 30 - 100%	% Achieved at 30% and Above	Total Wrote	Achieved 30 - 100%	% Achieved at 30% and Above	Total Wrote	Achieved 30 - 100%	% Achieved at 30% and Above	Total Wrote	Achieved 30 - 100%	% Achieved at 30% and Above			
SEDIBENG WEST	JORDAN SECONDARY SCHOOL	8320671	2024	1	19	16	84.2				58	50	86.2	35	24	68.6	216	215	99.5	69	52	75.4	196	155	79.1	91	37	40.7	181	137	75.7	33	15	45.5	29	15	51.7
		8320671	2023	1	26	24	92.3				46	37	80.4	47	25	53.2	221	221	100.0	104	63	60.6	201	161	80.1	93	52	55.9	189	144	76.2	33	19	57.6	33	20	60.6
	KATLEHO-IMPUMELELO SEC SCHOOL	8320689	2024	4	17	14	82.4				69	61	88.4	27	20	74.1	112	111	99.1	42	40	95.2	57	48	84.2	43	34	79.1	80	60	75.0	32	18	56.3	28	14	50.0
		8320689	2023	4	22	11	50.0				74	65	87.8	32	16	50.0	118	118	100.0	41	34	82.9	59	41	69.5	42	27	64.3	86	69	80.2	32	11	34.4	29	16	55.2
	KGOKARE SECONDARY SCHOOL	8320697	2024	2	11	6	54.5				36	32	88.9	24	19	79.2	157	157	100.0	86	78	90.7	47	42	89.4	67	57	85.1	124	100	80.6	34	27	79.4	29	23	79.3
		8320697	2023	2	14	10	71.4				57	50	87.7	36	24	66.7	210	210	100.0	100	89	89.0	64	58	90.6	57	47	82.5	176	134	76.1	23	21	91.3	21	20	95.2
	KHUTLO-THARO SECONDARY SCHOOL	8320713	2024	3	16	6	37.5				58	37	63.8	55	22	40.0	270	270	100.0	130	93	71.5				132	70	53.0	193	124	64.2	78	39	50.0	74	31	41.9
		8320713	2023	3	24	18	75.0				65	48	73.8	65	38	58.5	184	184	100.0	66	58	87.9				90	65	72.2	123	95	77.2	61	29	47.5	61	38	62.3
	LAKESIDE SECONDARY SCHOOL	8320754	2024	3	13	12	92.3				41	38	92.7	13	13	100.0	153	153	100.0	93	89	95.7	84	84	100.0	88	75	85.2	124	115	92.7	29	21	72.4	28	19	67.9
		8320754	2023	3	23	16	69.6				62	47	75.8	23	22	95.7	191	191	100.0	106	84	79.2	60	47	78.3	101	84	83.2	118	92	78.0	74	28	37.8	70	40	57.1
	LEBOHANG SECONDARY SCHOOL	8320788	2024	4	21	19	90.5				70	56	80.0	54	33	61.1	132	132	100.0	58	43	74.1	38	32	84.2	69	46	66.7	102	79	77.5	30	27	90.0	24	22	91.7
		8320788	2023	4	26	22	84.6				54	37	68.5	54	24	44.4	150	147	98.0	74	58	78.4	75	51	68.0	60	27	45.0	123	95	77.2	29	18	62.1	24	13	54.2
	MAXEKE SECONDARY SCHOOL	8320960	2024	1	32	30	93.8				69	45	65.2	47	20	42.6	232	232	100.0	146	108	74.0	129	96	74.4	68	56	82.4	164	108	65.9	66	26	39.4	65	33	50.8
		8320960	2023	1	25	21	84.0				57	35	61.4	23	20	87.0	171	171	100.0	108	78	72.2	101	69	68.3	47	41	87.2	124	83	66.9	47	15	31.9	46	24	52.2
	MOHALADITOE SECONDARY SCHOOL	8321026	2024	4							9	6	66.7	7	5	71.4	51	51	100.0	42	33	78.6	30	19	63.3	11	9	81.8	38	27	71.1	12	11	91.7	12	9	75.0
		8321026	2023	4							22	19	86.4	21	12	57.1	54	54	100.0	28	25	89.3	16	15	93.8	19	14	73.7	41	33	80.5	13	12	92.3	13	13	100.0
	MOPHOLOSI SECONDARY SCHOOL	8321083	2024	2	33	22	66.7				53	44	83.0	48	36	75.0	146	146	100.0	88	72	81.8	103	94	91.3	55	47	85.5	111	96	86.5	35	27	77.1	28	17	60.7
		8321083	2023	2	27	21	77.8				61	47	77.0	43	35	81.4	125	125	100.0	64	50	78.1	67	56	83.6	42	27	64.3	105	87	82.9	20	11	55.0	15	9	60.0
MOQHAKA SECONDARY SCHOOL	8321091	2024	4							25	20	80.0	25	15	60.0	53	53	100.0	28	23	82.1	12	12	100.0	16	13	81.3	37	29	78.4	16	7	43.8	16	9	56.3	
	8321091	2023	4							15	11	73.3	15	8	53.3	57	57	100.0	42	40	95.2	21	19	90.5	21	17	81.0	36	27	75.0	21	5	23.8	21	9	42.9	

Province Districts	Centre Name	Centre Number	Exam Date	Quintile	Accounting			Agricultural Sciences			Business Studies			Economics			English First Additional Language			Geography			History			Life Sciences			Mathematical Literacy			Mathematics			Physical Sciences			
					Total Wrote	Achieved 30 - 100%	% Achieved at 30% and Above	Total Wrote	Achieved 30 - 100%	% Achieved at 30% and Above	Total Wrote	Achieved 30 - 100%	% Achieved at 30% and Above	Total Wrote	Achieved 30 - 100%	% Achieved at 30% and Above	Total Wrote	Achieved 30 - 100%	% Achieved at 30% and Above	Total Wrote	Achieved 30 - 100%	% Achieved at 30% and Above	Total Wrote	Achieved 30 - 100%	% Achieved at 30% and Above	Total Wrote	Achieved 30 - 100%	% Achieved at 30% and Above	Total Wrote	Achieved 30 - 100%	% Achieved at 30% and Above	Total Wrote	Achieved 30 - 100%	% Achieved at 30% and Above				
SEDBENG WEST	MOSHATE SECONDARY SCHOOL	8321109	2024	3									17	14	82.4	165	165	100.0	66	55	83.3	114	99	86.8	33	22	66.7	127	84	66.1	30	19	63.3	34	19	55.9		
		8321109	2023	3								10	8	80.0	18	12	66.7	128	128	100.0	88	62	70.5	66	63	95.5	40	30	75.0	88	67	76.1	40	15	37.5	40	26	65.0
	POELANO SECONDARY SCHOOL	8321281	2024	2	11	9	81.8					173	143	82.7	99	69	69.7	307	307	100.0				226	190	84.1	82	73	89.0	288	203	70.5	17	16	94.1	17	13	76.5
		8321281	2023	2	27	18	66.7					83	71	85.5	90	61	67.8	227	227	100.0				92	59	64.1	83	70	84.3	156	118	75.6	52	37	71.2	37	33	89.2
	QEDILIZWE SECONDARY SCHOOL	8321307	2024	2				19	18	94.7		43	38	88.4	43	32	74.4	109	109	100.0	38	37	97.4	35	27	77.1	49	38	77.6	83	66	79.5	26	14	53.8	23	11	47.8
		8321307	2023	2				46	27	58.7		31	26	83.9	28	19	67.9	143	141	98.6	102	91	89.2	41	35	85.4	87	66	75.9	116	98	84.5	26	20	76.9	22	21	95.5
	RAMOSUKULA SEC SCHOOL	8321372	2024	1														68	68	100.0	47	27	57.4	68	62	91.2	21	12	57.1	55	35	63.6	13	4	30.8	13	1	7.7
		8321372	2023	1														66	66	100.0	38	28	73.7	65	60	92.3	27	22	81.5	43	34	79.1	21	12	57.1	22	10	45.5
	RESIDENSIA SECONDARY SCHOOL	8321380	2024	4	26	24	92.3					64	41	64.1	106	67	63.2	197	196	99.5	99	89	89.9				133	105	78.9	121	93	76.9	76	54	71.1	72	44	61.1
		8321380	2023	4	32	23	71.9					72	48	66.7	68	29	42.6	224	224	100.0	103	90	87.4				135	86	63.7	135	105	77.8	91	45	49.5	79	49	62.0
	RUTASETJHABA SEC SCHOOL	8321398	2024	2	19	14	73.7					28	28	100.0	28	24	85.7	240	239	99.6	64	59	92.2	154	149	96.8	45	43	95.6	181	144	79.6	48	36	75.0	45	28	62.2
		8321398	2023	2	16	14	87.5					36	31	86.1	36	26	72.2	241	238	98.8	74	68	91.9	125	106	84.8	73	63	86.3	186	140	75.3	45	36	80.0	43	34	79.1
	SAPPHIRE SECONDARY SCHOOL	8321406	2024	2								41	35	85.4	64	36	56.3	135	134	99.3	71	55	77.5	70	59	84.3	62	48	77.4	115	78	67.8	20	19	95.0	20	17	85.0
		8321406	2023	2	16	5	31.3					97	68	70.1	34	14	41.2	176	176	100.0	140	104	74.3	34	25	73.5	107	73	68.2	132	99	75.0	44	30	68.2	44	29	65.9
	SEBOKENG ADULT CENTRE	8321935	2023	2								1	1	100.0	1	0	0.0				1	1	100.0				2	2	100.0	2	2	100.0						
	SEHOPOTSO SECONDARY SCHOOL	8321430	2024	3	18	17	94.4					42	35	83.3	18	12	66.7	77	77	100.0	27	27	100.0	14	12	85.7	20	19	95.0	57	45	78.9	13	9	69.2	20	11	55.0
		8321430	2023	3	16	15	93.8					54	43	79.6	40	16	40.0	92	92	100.0	17	17	100.0	17	11	64.7	19	14	73.7	70	50	71.4	15	7	46.7	19	12	63.2
	SETJHABA-SOHLLE SECONDARY	8321455	2024	4	12	11	91.7					16	14	87.5	16	16	100.0	115	115	100.0	83	62	74.7	72	62	86.1	43	27	62.8	94	77	81.9	21	7	33.3	17	4	23.5
		8321455	2023	4	23	22	95.7					45	38	84.4	20	19	95.0	156	155	99.4	110	69	62.7	95	55	57.9	32	22	68.8	125	76	60.8	30	17	56.7	26	17	65.4

Province Districts	Centre Name	Centre Number	Exam Date	Quintile	Accounting			Agricultural Sciences			Business Studies			Economics			English First Additional Language			Geography			History			Life Sciences			Mathematical Literacy			Mathematics			Physical Sciences				
					Total Wrote	Achieved 30 - 100%	% Achieved at 30% and Above	Total Wrote	Achieved 30 - 100%	% Achieved at 30% and Above	Total Wrote	Achieved 30 - 100%	% Achieved at 30% and Above	Total Wrote	Achieved 30 - 100%	% Achieved at 30% and Above	Total Wrote	Achieved 30 - 100%	% Achieved at 30% and Above	Total Wrote	Achieved 30 - 100%	% Achieved at 30% and Above	Total Wrote	Achieved 30 - 100%	% Achieved at 30% and Above	Total Wrote	Achieved 30 - 100%	% Achieved at 30% and Above	Total Wrote	Achieved 30 - 100%	% Achieved at 30% and Above	Total Wrote	Achieved 30 - 100%	% Achieved at 30% and Above					
SEDI BENG WEST	SIZANANI THUSANANG COMPREHENSIVE SCHOOL	8321497	2024	3	6	6	100.0				44	32	72.7	19	14	73.7	74	74	100.0						23	18	78.3	19	14	73.7	22	11	50.0	23	12	52.2			
		8321497	2023	3	8	7	87.5				56	37	66.1	28	14	50.0	68	68	100.0						28	19	67.9	23	13	56.5	33	7	21.2	28	10	35.7			
	SUNCREST HIGH SCHOOL	8330654	2024	5	35	28	80.0				97	89	91.8	63	58	92.1				34	32	94.1	46	40	87.0	80	75	93.8	94	89	94.7	76	49	64.5	35	23	65.7		
		8330654	2023	5	36	30	83.3				85	80	94.1	51	45	88.2				46	46	100.0	43	36	83.7	110	107	97.3	100	98	98.0	78	64	82.1	58	52	89.7		
	TANDUKWAZI SECONDARY SCHOOL	8321505	2024	2	31	30	96.8				94	90	95.7	111	102	91.9	230	230	100.0	110	105	95.5	146	139	95.2	55	50	90.9	209	186	89.0	21	18	85.7	20	18	90.0		
		8321505	2023	2	25	23	92.0				67	66	98.5	95	79	83.2	214	214	100.0	110	104	94.5	150	141	94.0	61	52	85.2	191	162	84.8	23	18	78.3	22	22	100.0		
	THARABOLLO SECONDARY SCHOOL	8321521	2024	3							35	31	88.6	35	26	74.3	180	180	100.0	145	110	75.9	108	63	58.3	73	56	76.7	141	109	77.3	33	13	39.4	32	14	43.8		
		8321521	2023	3							49	38	77.6	48	28	58.3	177	177	100.0	127	116	91.3	71	58	81.7	88	75	85.2	120	111	92.5	52	31	59.6	52	39	75.0		
	THE VAAL HIGH SCHOOL	8330662	2024	5	51	21	41.2				137	100	73.0	72	46	63.9				38	38	100.0	95	69	72.6	97	65	67.0	208	166	79.8	85	49	57.6	77	31	40.3		
		8330662	2023	5	20	9	45.0				82	52	63.4	23	15	65.2				56	49	87.5	42	29	69.0	72	50	69.4	124	105	84.7	64	29	45.3	58	32	55.2		
	THUTO-TIRO COMPREHENSIVE	8321570	2024	4	15	10	66.7				23	17	73.9	15	10	66.7	192	192	100.0	44	32	72.7				44	22	50.0	18	13	72.2	114	45	39.5	109	64	58.7		
		8321570	2023	4	29	15	51.7				42	27	64.3	30	17	56.7	248	247	99.6	95	80	84.2				95	73	76.8	30	21	70.0	138	52	37.7	126	79	62.7		
	TOKELO SECONDARY SCHOOL	8321604	2024	1							20	14	70.0	6	6	100.0	96	96	100.0	63	43	68.3	57	42	73.7	46	18	39.1	77	60	77.9	19	5	26.3	19	4	21.1		
		8321604	2023	1							22	13	59.1				118	118	100.0	58	50	86.2	93	83	89.2	63	36	57.1	93	77	82.8	25	19	76.0	25	15	60.0		
	TSHEPO-THEMBA SECONDARY SCHOOL	8321638	2024	2	23	23	100.0				75	66	88.0	29	28	96.6	151	151	100.0	67	65	97.0	33	33	100.0	76	49	64.5	109	92	84.4	42	11	26.2	42	15	35.7		
		8321638	2023	2	22	18	81.8				67	54	80.6	17	16	94.1	154	152	98.7	82	57	69.5	57	46	80.7	56	35	62.5	125	94	75.2	29	13	44.8	29	20	69.0		
	TSOLO SECONDARY SCHOOL	8321703	2024	2	21	16	76.2				23	21	91.3	22	15	68.2	81	81	100.0	59	45	76.3	36	29	80.6	59	29	49.2	54	42	77.8	28	14	50.0	26	10	38.5		
		8321703	2023	2	20	17	85.0				12	12	100.0	12	7	58.3	62	62	100.0	42	37	88.1	33	26	78.8	50	26	52.0	44	37	84.1	17	12	70.6	17	13	76.5		
	WATERSHED CHRISTIAN SCHOOL	8400388	2024	99	6	6	100.0				14	14	100.0	10	6	60.0									13	13	100.0	6	5	83.3	18	15	83.3	2	2	100.0	1	0	0.0
		8400388	2023	99	4	4	100.0				18	16	88.9	13	11	84.6									22	21	95.5	12	10	83.3	23	22	95.7	7	7	100.0	3	1	33.3



Province Districts	Centre Name	Centre Number	Exam Date	Quintile	Accounting			Agricultural Sciences			Business Studies			Economics			English First Additional Language			Geography			History			Life Sciences			Mathematical Literacy			Mathematics			Physical Sciences		
					Total Wrote	Achieved 30 - 100%	% Achieved at 30% and Above	Total Wrote	Achieved 30 - 100%	% Achieved at 30% and Above	Total Wrote	Achieved 30 - 100%	% Achieved at 30% and Above	Total Wrote	Achieved 30 - 100%	% Achieved at 30% and Above	Total Wrote	Achieved 30 - 100%	% Achieved at 30% and Above	Total Wrote	Achieved 30 - 100%	% Achieved at 30% and Above	Total Wrote	Achieved 30 - 100%	% Achieved at 30% and Above	Total Wrote	Achieved 30 - 100%	% Achieved at 30% and Above	Total Wrote	Achieved 30 - 100%	% Achieved at 30% and Above	Total Wrote	Achieved 30 - 100%	% Achieved at 30% and Above			
TSHWANE NORTH	ADAM MASEBE SEC SCHOOL	8910011	2024	1	21	18	85.7				69	47	68.1	27	21	77.8	150	149	99.3	121	103	85.1	77	62	80.5	59	55	93.2	128	97	75.8	23	23	100.0	23	23	100.0
		8910011	2023	1	20	10	50.0				99	59	59.6	20	15	75.0	194	194	100.0	175	138	78.9	112	90	80.4	73	57	78.1	163	120	73.6	31	23	74.2	29	23	79.3
	AMOGELANG SECONDARY SCHOOL	8240507	2024	2	49	23	46.9				49	49	100.0	49	22	44.9	174	174	100.0	125	105	84.0	73	66	90.4	51	32	62.7	122	97	79.5	51	19	37.3	51	24	47.1
		8240507	2023	2	45	20	44.4				46	42	91.3	46	22	47.8	226	226	100.0	180	116	64.4	143	112	78.3	68	32	47.1	187	132	70.6	38	24	63.2	37	21	56.8
	BOITSHEPO SEC SCHOOL	8910158	2024	1	22	20	90.9				44	41	93.2	23	17	73.9	139	139	100.0	116	109	94.0	63	61	96.8	95	83	87.4	105	100	95.2	34	33	97.1	32	32	100.0
		8910158	2023	1	32	29	90.6				68	60	88.2	30	27	90.0	212	212	100.0	176	158	89.8	87	78	89.7	136	108	79.4	143	130	90.9	63	59	93.7	55	54	98.2
	BOKAMOSO HIGH SCHOOL	8910169	2024	1	13	13	100.0				9	9	100.0	9	8	88.9	113	113	100.0	100	95	95.0	75	74	98.7	44	43	97.7	84	75	89.3	29	28	96.6	29	27	93.1
		8910169	2023	1	12	11	91.7				11	9	81.8	11	11	100.0	112	112	100.0	100	95	95.0	79	77	97.5	55	45	81.8	88	74	84.1	24	24	100.0	22	20	90.9
	BOTSE-BOTSE SECONDARY	8240580	2024	4	17	17	100.0				48	46	95.8	43	37	86.0	197	197	100.0	149	149	100.0	99	99	100.0	55	54	98.2	145	140	96.6	52	47	90.4	45	44	97.8
		8240580	2023	4	12	12	100.0				35	30	85.7	33	28	84.8	280	280	100.0	243	226	93.0	137	123	89.8	107	77	72.0	159	131	82.4	94	59	62.8	100	78	78.0
	CLAPHAM HIGH SCHOOL	8220103	2024	5	26	18	69.2				124	106	85.5							72	72	100.0	72	66	91.7	47	41	87.2	135	131	97.0	33	27	81.8	25	21	84.0
		8220103	2023	5	24	19	79.2				116	87	75.0							74	71	95.9	70	54	77.1	56	51	91.1	116	111	95.7	42	35	83.3	29	23	79.3
	DC MARIVATE SECONDARY	8240614	2024	3	23	19	82.6				51	45	88.2	21	21	100.0	149	149	100.0	96	95	99.0	65	64	98.5	128	106	82.8	82	80	97.6	67	40	59.7	63	37	58.7
		8240614	2023	3	40	25	62.5				60	47	78.3	28	23	82.1	208	208	100.0	135	110	81.5	108	81	75.0	180	123	68.3	136	121	89.0	72	47	65.3	72	50	69.4
	ELIZABETH MATSEMELA SEC SCHOOL	8241779	2024	5	13	12	92.3				133	119	89.5	38	21	55.3	159	159	100.0	26	26	100.0	95	73	76.8	26	24	92.3	144	121	84.0	14	13	92.9	14	13	92.9
		8241779	2023	5	16	14	87.5				102	83	81.4	21	17	81.0	159	158	99.4	33	32	97.0	86	58	67.4	38	32	84.2	116	86	74.1	25	20	80.0	30	19	63.3
	GEREFORMEERDE SKOOL DIRK POSTMA	8220137	2024	99	2	2	100.0				5	5	100.0				18	18	100.0							8	8	100.0	7	7	100.0	11	11	100.0	6	6	100.0
		8220137	2023	99	6	6	100.0				7	7	100.0				29	29	100.0	1	1	100.0				15	15	100.0	8	8	100.0	21	20	95.2	17	17	100.0
HAMMANSKRAAL SECONDARY SCHOOL	8400396	2024	1	11	10	90.9				21	21	100.0	8	6	75.0	180	180	100.0	94	78	83.0	99	97	98.0	130	97	74.6	123	109	88.6	51	46	90.2	49	44	89.8	
	8400396	2023	1	3	1	33.3				29	22	75.9	12	6	50.0	210	209	99.5	117	100	85.5	96	95	99.0	147	109	74.1	148	129	87.2	47	42	89.4	45	35	77.8	



Province Districts	Centre Name	Centre Number	Exam Date	Quintile	Accounting			Agricultural Sciences			Business Studies			Economics			English First Additional Language			Geography			History			Life Sciences			Mathematical Literacy			Mathematics			Physical Sciences		
					Total Wrote	Achieved 30 - 100%	% Achieved at 30% and Above	Total Wrote	Achieved 30 - 100%	% Achieved at 30% and Above	Total Wrote	Achieved 30 - 100%	% Achieved at 30% and Above	Total Wrote	Achieved 30 - 100%	% Achieved at 30% and Above	Total Wrote	Achieved 30 - 100%	% Achieved at 30% and Above	Total Wrote	Achieved 30 - 100%	% Achieved at 30% and Above	Total Wrote	Achieved 30 - 100%	% Achieved at 30% and Above	Total Wrote	Achieved 30 - 100%	% Achieved at 30% and Above	Total Wrote	Achieved 30 - 100%	% Achieved at 30% and Above	Total Wrote	Achieved 30 - 100%	% Achieved at 30% and Above			
TSHWANE NORTH	HANS KEKANA SEC SCHOOL	8910484	2024	1	67	66	98.5				75	69	92.0	79	64	81.0	202	202	100.0	91	90	98.9	56	55	98.2	123	117	95.1	122	115	94.3	80	73	91.3	71	63	88.7
		8910484	2023	1	51	44	86.3				48	44	91.7	48	28	58.3	125	125	100.0	49	48	98.0	30	24	80.0	77	72	93.5	63	56	88.9	62	57	91.9	56	48	85.7
	HLANGANANI SECONDARY SCHOOL	8240739	2024	4	22	17	77.3				31	30	96.8	22	20	90.9	61	61	100.0	73	71	97.3	53	51	96.2	46	40	87.0	72	69	95.8	32	28	87.5	29	22	75.9
		8240739	2023	4	12	11	91.7				33	33	100.0	16	13	81.3	78	78	100.0	67	62	92.5	42	35	83.3	47	37	78.7	54	47	87.0	42	23	54.8	45	27	60.0
	HO&R TEGNOLOGIESE SKOOL JOHN VORSTER	8220152	2024	5													177	177	100.0													46	46	100.0	46	44	95.7
		8220152	2023	5													165	165	100.0													48	48	100.0	44	44	100.0
	HO&RSKOOL MONTANA	8240069	2024	5	59	55	93.2				118	112	94.9	19	19	100.0	244	244	100.0	52	52	100.0	22	22	100.0	98	94	95.9	129	129	100.0	144	131	91.0	88	81	92.0
		8240069	2023	5	74	73	98.6				101	95	94.1	11	11	100.0	237	237	100.0	61	61	100.0	26	24	92.3	103	101	98.1	121	121	100.0	152	141	92.8	105	96	91.4
	HO&RSKOOL OOS-MOOT	8220178	2024	5	40	38	95.0				93	87	93.5	12	12	100.0	270	270	100.0	38	38	100.0				112	106	94.6	182	181	99.5	88	86	97.7	51	51	100.0
		8220178	2023	5	54	53	98.1				127	117	92.1	17	17	100.0	283	283	100.0	43	43	100.0				99	94	94.9	191	189	99.0	93	92	98.9	51	51	100.0
	HO&RSKOOL OVERKRUIN	8240077	2024	5	27	27	100.0				85	81	95.3				92	92	100.0	44	44	100.0	37	37	100.0	96	94	97.9	118	118	100.0	91	91	100.0	66	61	92.4
		8240077	2023	5	29	28	96.6				82	72	87.8				106	106	100.0	30	30	100.0	26	26	100.0	70	70	100.0	116	115	99.1	83	83	100.0	60	59	98.3
	HO&RSKOOL STAATSPRESIDENT C R SWART	8220194	2024	5	63	54	85.7				102	93	91.2	23	22	95.7				36	35	97.2	30	23	76.7	77	67	87.0	143	140	97.9	64	43	67.2	36	27	75.0
		8220194	2023	5	60	45	75.0				111	93	83.8	19	16	84.2				52	49	94.2	42	41	97.6	100	80	80.0	161	158	98.1	71	57	80.3	49	40	81.6
	HO&RSKOOL WONDERBOOM	8230383	2024	5	21	17	81.0				68	54	79.4	10	9	90.0	187	187	100.0	30	29	96.7	18	8	44.4	60	54	90.0	124	121	97.6	63	53	84.1	32	32	100.0
		8230383	2023	5	23	14	60.9				87	74	85.1	12	11	91.7	191	191	100.0	41	41	100.0	20	16	80.0	55	48	87.3	115	115	100.0	74	49	66.2	28	26	92.9
	HOSEA KEKANA SEC SCHOOL	8910514	2024	1	26	26	100.0				32	32	100.0	32	24	75.0	103	103	100.0	64	64	100.0	47	46	97.9	54	52	96.3	79	79	100.0	21	20	95.2	24	23	95.8
		8910514	2023	1	18	9	50.0				31	26	83.9	27	16	59.3	117	117	100.0	80	71	88.8	58	52	89.7	47	34	72.3	84	75	89.3	27	18	66.7	25	21	84.0
	IONA CONVENT	8230391	2024	99	10	10	100.0				18	16	88.9										8	8	100.0	28	27	96.4	13	13	100.0	25	24	96.0	19	16	84.2
		8230391	2023	99	17	15	88.2				31	31	100.0										15	15	100.0	43	42	97.7	22	22	100.0	35	34	97.1	29	28	96.6

Province Districts	Centre Name	Centre Number	Exam Date	Quintile	Accounting			Agricultural Sciences			Business Studies			Economics			English First Additional Language			Geography			History			Life Sciences			Mathematical Literacy			Mathematics			Physical Sciences		
					Total Wrote	Achieved 30 - 100%	% Achieved at 30% and Above	Total Wrote	Achieved 30 - 100%	% Achieved at 30% and Above	Total Wrote	Achieved 30 - 100%	% Achieved at 30% and Above	Total Wrote	Achieved 30 - 100%	% Achieved at 30% and Above	Total Wrote	Achieved 30 - 100%	% Achieved at 30% and Above	Total Wrote	Achieved 30 - 100%	% Achieved at 30% and Above	Total Wrote	Achieved 30 - 100%	% Achieved at 30% and Above	Total Wrote	Achieved 30 - 100%	% Achieved at 30% and Above	Total Wrote	Achieved 30 - 100%	% Achieved at 30% and Above	Total Wrote	Achieved 30 - 100%	% Achieved at 30% and Above			
TSHWANE NORTH	KGETSE-YA-TSIE SECONDARY SCHOOL	8910680	2024	4	19	15	78.9				19	19	100.0	19	17	89.5	239	239	100.0	220	191	86.8	138	114	82.6	137	93	67.9	155	125	80.6	84	56	66.7	74	47	63.5
		8910680	2023	4	25	22	88.0				25	24	96.0	25	24	96.0	239	239	100.0	214	193	90.2					45	37	82.2	34	27	79.4	52	39	75.0	31	21
	KGOMOTSO SECONDARY SCHOOL	8240770	2024	3	15	11	73.3				55	50	90.9	20	16	80.0	129	129	100.0							45	37	82.2	34	27	79.4	52	39	75.0	31	21	67.7
		8240770	2023	3	16	13	81.3				31	28	90.3	17	14	82.4	142	141	99.3							74	63	85.1	31	29	93.5	72	55	76.4	73	51	69.9
	KONDELELANI SECONDARY	8240853	2024	1	23	19	82.6				51	50	98.0	23	23	100.0	222	222	100.0	157	141	89.8	173	162	93.6	26	26	100.0	196	169	86.2	26	21	80.8	26	21	80.8
		8240853	2023	1	21	18	85.7				21	21	100.0	17	14	82.4	159	159	100.0	119	104	87.4	91	81	89.0	47	44	93.6	112	85	75.9	44	34	77.3	43	39	90.7
	LEHWELERENG SECONDARY SCHOOL	8400526	2024	2	19	15	78.9				69	61	88.4	23	20	87.0	158	158	100.0	88	86	97.7	109	92	84.4	57	54	94.7	128	107	83.6	30	26	86.7	20	18	90.0
		8400526	2023	2	14	11	78.6				97	87	89.7	23	16	69.6	188	188	100.0	92	88	95.7	119	93	78.2	83	63	75.9	137	111	81.0	51	30	58.8	20	19	95.0
	LETHABONG SECONDARY SCHOOL	8240895	2024	4	29	17	58.6				68	59	86.8	25	24	96.0	191	191	100.0	85	83	97.6	92	86	93.5	85	80	94.1	160	142	88.8	31	26	83.9	31	26	83.9
		8240895	2023	4	24	15	62.5				69	52	75.4	25	23	92.0	200	199	99.5	116	114	98.3	101	97	96.0	87	76	87.4	169	149	88.2	21	19	90.5	19	18	94.7
	LETHAMAGA HIGH SCHOOL	8910887	2024	1	10	8	80.0				35	30	85.7	35	22	62.9	119	119	100.0	84	81	96.4	62	60	96.8	52	48	92.3	96	77	80.2	23	21	91.3	22	19	86.4
		8910887	2023	1	3	0	0.0				12	7	58.3	7	7	100.0	96	96	100.0	84	63	75.0	72	62	86.1	59	49	83.1	80	67	83.8	10	6	60.0	11	8	72.7
	MADISONG SECONDARY SCHOOL	8910978	2024	1	15	14	93.3				22	22	100.0	17	13	76.5	120	120	100.0	99	95	96.0	71	71	100.0	60	49	81.7	99	94	94.9	16	14	87.5	15	10	66.7
		8910978	2023	1	18	14	77.8				14	14	100.0	13	11	84.6	139	139	100.0	108	103	95.4	87	87	100.0	84	71	84.5	98	95	96.9	25	25	100.0	23	22	95.7
	MAKGETSE HIGH SCHOOL	8911026	2024	4	36	30	83.3				55	46	83.6	15	12	80.0	210	210	100.0	118	108	91.5	65	61	93.8	108	96	88.9	111	105	94.6	98	67	68.4	96	78	81.3
		8911026	2023	4	41	35	85.4				47	37	78.7	20	17	85.0	170	170	100.0	87	69	79.3	28	27	96.4	90	61	67.8	84	68	81.0	78	51	65.4	79	64	81.0
	MAKHOSINI COMBINED SECONDARY SCHOOL	8240929	2024	1	31	20	64.5				48	45	93.8	29	23	79.3	180	180	100.0	123	109	88.6	65	56	86.2	91	87	95.6	119	106	89.1	61	45	73.8	56	37	66.1
		8240929	2023	1	12	10	83.3				75	56	74.7	33	21	63.6	251	250	99.6	167	139	83.2	127	99	78.0	86	73	84.9	205	151	73.7	45	35	77.8	30	28	93.3
MEMEZELO SECONDARY SCHOOL	8240960	2024	4	3	3	100.0				28	24	85.7	14	13	92.9	102	102	100.0	72	57	79.2	64	57	89.1	24	20	83.3	78	59	75.6	21	16	76.2	24	19	79.2	
	8240960	2023	4	7	4	57.1				39	28	71.8	12	8	66.7	107	107	100.0	68	66	97.1	63	62	98.4	29	27	93.1	79	75	94.9	29	23	79.3	29	23	79.3	

Province Districts	Centre Name	Centre Number	Exam Date	Quintile	Accounting			Agricultural Sciences			Business Studies			Economics			English First Additional Language			Geography			History			Life Sciences			Mathematical Literacy			Mathematics			Physical Sciences		
					Total Wrote	Achieved 30 - 100%	% Achieved at 30% and Above	Total Wrote	Achieved 30 - 100%	% Achieved at 30% and Above	Total Wrote	Achieved 30 - 100%	% Achieved at 30% and Above	Total Wrote	Achieved 30 - 100%	% Achieved at 30% and Above	Total Wrote	Achieved 30 - 100%	% Achieved at 30% and Above	Total Wrote	Achieved 30 - 100%	% Achieved at 30% and Above	Total Wrote	Achieved 30 - 100%	% Achieved at 30% and Above	Total Wrote	Achieved 30 - 100%	% Achieved at 30% and Above	Total Wrote	Achieved 30 - 100%	% Achieved at 30% and Above	Total Wrote	Achieved 30 - 100%	% Achieved at 30% and Above			
TSHWANE NORTH	MJ MGIDI SECONDARY SCHOOL	8240838	2024	1	6	4	66.7				22	18	81.8	22	9	40.9	134	134	100.0	111	89	80.2	60	52	86.7	82	51	62.2	85	63	74.1	48	15	31.3	30	22	73.3
		8240838	2023	1	6	4	66.7				24	16	66.7	9	4	44.4	152	152	100.0	141	101	71.6	90	75	83.3	87	37	42.5	88	65	73.9	61	17	27.9	20	13	65.0
	MODILATI SECONDARY SCHOOL	8911257	2024	1	12	6	50.0				12	12	100.0	12	8	66.7	186	186	100.0	123	107	87.0	145	131	90.3	103	73	70.9	157	133	84.7	29	29	100.0	29	29	100.0
		8911257	2023	1	35	17	48.6				35	24	68.6	34	20	58.8	294	294	100.0	208	154	74.0	232	197	84.9	118	72	61.0	267	207	77.5	30	25	83.3	29	28	96.6
	MODITELA SECONDARY	8911269	2024	1	18	12	66.7				94	63	67.0	88	35	39.8	211	211	100.0	115	93	80.9	96	78	81.3	55	32	58.2	179	128	71.5	32	17	53.1	27	16	59.3
		8911269	2023	1	47	36	76.6				76	60	78.9	76	49	64.5	229	229	100.0	121	114	94.2	114	108	94.7	114	72	63.2	173	144	83.2	56	41	73.2	39	31	79.5
	NEW EERSTERUS SECONDARY SCHOOL	8400525	2024	2	26	20	76.9				57	49	86.0	26	21	80.8	137	137	100.0	112	100	89.3	82	79	96.3	81	55	67.9	107	101	94.4	31	26	83.9	30	23	76.7
		8400525	2023	2	20	12	60.0				54	46	85.2	13	11	84.6	125	125	100.0	101	92	91.1	72	69	95.8	64	48	75.0	92	87	94.6	28	24	85.7	29	27	93.1
	NTSAKO SECONDARY SCHOOL	8241026	2024	3	21	21	100.0				47	46	97.9	21	17	81.0	153	153	100.0	130	124	95.4	114	113	99.1	105	85	81.0	133	122	91.7	18	18	100.0	18	17	94.4
		8241026	2023	3	22	20	90.9				60	45	75.0	22	20	90.9	163	163	100.0	138	117	84.8	110	89	80.9	101	73	72.3	131	112	85.5	33	27	81.8	31	28	90.3
	NTSWANE	8911541	2024	1	13	13	100.0	25	25	100.0	19	18	94.7	19	14	73.7	79	79	100.0	22	21	95.5	22	21	95.5	59	52	88.1	41	41	100.0	36	31	86.1	37	25	67.6
		8911541	2023	1	17	17	100.0	24	23	95.8	12	11	91.7	12	10	83.3	68	68	100.0	16	16	100.0	16	16	100.0	57	43	75.4	28	27	96.4	41	24	58.5	41	25	61.0
	PHL MORAKA SECONDARY	8911589	2024	4	18	7	38.9	60	53	88.3	41	39	95.1	40	25	62.5	217	217	100.0	147	137	93.2	39	38	97.4	176	139	79.0	110	94	85.5	106	73	68.9	84	66	78.6
		8911589	2023	4	7	4	57.1	5	2	40.0	20	19	95.0	20	11	55.0	83	83	100.0	59	51	86.4	25	14	56.0	62	45	72.6	50	40	80.0	32	15	46.9	27	18	66.7
	PRESTIGE COLLEGE	8241117	2024	99	13	13	100.0				78	75	96.2							64	64	100.0	27	27	100.0	60	58	96.7	53	53	100.0	69	64	92.8	50	42	84.0
		8241117	2023	99	36	31	86.1				82	78	95.1							42	42	100.0	26	26	100.0	46	46	100.0	48	48	100.0	82	74	90.2	52	50	96.2
	RAKGOTSO SEC SCHOOL	8911709	2024	1	13	13	100.0				44	43	97.7	44	35	79.5	188	188	100.0	135	129	95.6	105	105	100.0	108	103	95.4	149	140	94.0	39	30	76.9	39	32	82.1
		8911709	2023	1	19	17	89.5				28	25	89.3	17	11	64.7	130	130	100.0	103	101	98.1	54	54	100.0	69	68	98.6	76	68	89.5	54	43	79.6	48	48	100.0
	RAMABELE SECONDARY	8911713	2024	1	10	8	80.0				13	11	84.6	13	10	76.9	144	144	100.0	130	112	86.2	103	97	94.2	54	38	70.4	116	104	89.7	28	20	71.4	28	15	53.6
		8911713	2023	1	12	6	50.0				13	7	53.8	13	8	61.5	148	147	99.3	132	116	87.9	101	92	91.1	79	70	88.6	112	102	91.1	37	24	64.9	35	25	71.4

Province Districts	Centre Name	Centre Number	Exam Date	Quintile	Accounting			Agricultural Sciences			Business Studies			Economics			English First Additional Language			Geography			History			Life Sciences			Mathematical Literacy			Mathematics			Physical Sciences		
					Total Wrote	Achieved 30 - 100%	% Achieved at 30% and Above	Total Wrote	Achieved 30 - 100%	% Achieved at 30% and Above	Total Wrote	Achieved 30 - 100%	% Achieved at 30% and Above	Total Wrote	Achieved 30 - 100%	% Achieved at 30% and Above	Total Wrote	Achieved 30 - 100%	% Achieved at 30% and Above	Total Wrote	Achieved 30 - 100%	% Achieved at 30% and Above	Total Wrote	Achieved 30 - 100%	% Achieved at 30% and Above	Total Wrote	Achieved 30 - 100%	% Achieved at 30% and Above	Total Wrote	Achieved 30 - 100%	% Achieved at 30% and Above	Total Wrote	Achieved 30 - 100%	% Achieved at 30% and Above			
TSHWANE NORTH	RATSHEPO SEC SCHOOL	8911767	2024	4	44	34	77.3	23	23	100.0	47	44	93.6	22	20	90.9	131	131	100.0	42	40	95.2	37	35	94.6	47	46	97.9	87	79	90.8	44	32	72.7	38	35	92.1
		8911767	2023	4	62	46	74.2	33	32	97.0	98	71	72.4	56	42	75.0	203	203	100.0	66	54	81.8	49	41	83.7	56	49	87.5	114	83	72.8	89	47	52.8	55	41	74.5
	RHULANI SECONDARY SCHOOL	8241208	2024	3	11	8	72.7				69	56	81.2	16	11	68.8	102	101	99.0	33	32	97.0	53	46	86.8	33	29	87.9	70	54	77.1	33	17	51.5	30	12	40.0
		8241208	2023	3	13	7	53.8				49	36	73.5	21	14	66.7	72	72	100.0	22	21	95.5	29	26	89.7	22	14	63.6	49	36	73.5	23	5	21.7	13	8	61.5
	RIETONDALE HIGH SCHOOL	8230334	2024	5	17	17	100.0				70	63	90.0	29	26	89.7				76	75	98.7				87	83	95.4	125	124	99.2	82	74	90.2	46	45	97.8
		8230334	2023	5	23	23	100.0				92	87	94.6	42	37	88.1				48	46	95.8				64	62	96.9	126	126	100.0	67	64	95.5	41	37	90.2
	SA COLLEGE SCHOOL	8232215	2024	99	9	9	100.0				27	27	100.0	17	17	100.0										35	35	100.0	38	38	100.0	14	14	100.0	7	7	100.0
		8232215	2023	99	9	9	100.0				23	23	100.0	11	8	72.7										28	28	100.0	19	19	100.0	20	19	95.0	17	15	88.2
	SEMPHATO SECONDARY SCHOOL	8241265	2024	1	6	6	100.0				84	78	92.9	11	11	100.0	146	146	100.0	73	65	89.0	89	76	85.4	39	35	89.7	101	76	75.2	44	16	36.4	23	17	73.9
		8241265	2023	1	7	6	85.7				87	73	83.9	18	15	83.3	172	172	100.0	96	72	75.0	86	50	58.1	68	39	57.4	100	80	80.0	72	22	30.6	68	24	35.3
	SENTHIBELE SENIOR SECONDARY	8241273	2024	2	14	5	35.7				27	26	96.3	14	13	92.9	81	81	100.0	50	49	98.0	38	33	86.8	29	25	86.2	62	55	88.7	19	9	47.4	18	9	50.0
		8241273	2023	2	17	7	41.2				53	29	54.7	23	13	56.5	203	200	98.5	111	82	73.9	117	76	65.0	54	41	75.9	152	87	57.2	39	24	61.5	34	25	73.5
	SIKHULULEKILE SECONDARY SCHOOL	8913607	2024	4	12	11	91.7				59	49	83.1	6	5	83.3	179	179	100.0	157	137	87.3	53	52	98.1	120	91	75.8	107	96	89.7	71	49	69.0	63	41	65.1
		8913607	2023	4	26	20	76.9				52	39	75.0	15	13	86.7	146	146	100.0	115	108	93.9	37	36	97.3	94	82	87.2	70	62	88.6	76	61	80.3	63	55	87.3
	SOSHANGUVE SECONDARY SCHOOL	8241307	2024	3	58	45	77.6				166	145	87.3	63	47	74.6	358	358	100.0	128	119	93.0	183	179	97.8	228	169	74.1	276	258	93.5	82	61	74.4	76	56	73.7
		8241307	2023	3	50	21	42.0				151	109	72.2	70	42	60.0	330	330	100.0	146	127	87.0	132	117	88.6	194	128	66.0	208	173	83.2	119	70	58.8	109	80	73.4
SOSHANGUVE SECURE CENTRE	8400977	2024	1	1	1	100.0				1	1	100.0	1	1	100.0	1	1	100.0									1	1	100.0								
STEVE BIKOVILLE SEC SCHOOL	8900414	2024	1	12	10	83.3				83	55	66.3	13	12	92.3	159	159	100.0	145	119	82.1	124	114	91.9	64	53	82.8	135	108	80.0	18	18	100.0	20	19	95.0	
	8900414	2023	1	9	9	100.0				52	49	94.2	9	8	88.9	121	121	100.0	105	87	82.9	87	82	94.3	37	35	94.6	93	79	84.9	18	18	100.0	14	14	100.0	

Province Districts	Centre Name	Centre Number	Exam Date	Quintile	Accounting			Agricultural Sciences			Business Studies			Economics			English First Additional Language			Geography			History			Life Sciences			Mathematical Literacy			Mathematics			Physical Sciences			
					Total Wrote	Achieved 30 - 100%	% Achieved at 30% and Above	Total Wrote	Achieved 30 - 100%	% Achieved at 30% and Above	Total Wrote	Achieved 30 - 100%	% Achieved at 30% and Above	Total Wrote	Achieved 30 - 100%	% Achieved at 30% and Above	Total Wrote	Achieved 30 - 100%	% Achieved at 30% and Above	Total Wrote	Achieved 30 - 100%	% Achieved at 30% and Above	Total Wrote	Achieved 30 - 100%	% Achieved at 30% and Above	Total Wrote	Achieved 30 - 100%	% Achieved at 30% and Above	Total Wrote	Achieved 30 - 100%	% Achieved at 30% and Above	Total Wrote	Achieved 30 - 100%	% Achieved at 30% and Above				
TSHWANE NORTH	THORNTRIDGE (MONTANA POORT) SEC SCH	8400798	2024	5	27	20	74.1				36	31	86.1	36	26	72.2				85	83	97.6	56	54	96.4	44	40	90.9	87	84	96.6	57	34	59.6	53	38	71.7	
		8400798	2023	5	27	23	85.2				31	29	93.5	31	22	71.0				46	43	93.5	23	20	87.0	41	38	92.7	44	42	95.5	55	41	74.5	45	31	68.9	
	TIPFUXENI SEC SCHOOL	8912139	2024	1	25	18	72.0				26	20	76.9	26	12	46.2	186	186	100.0	160	137	85.6	131	113	86.3	46	46	100.0	157	112	71.3	29	21	72.4	27	18	66.7	
		8912139	2023	1	19	10	52.6				19	14	73.7	17	11	64.7	139	139	100.0	113	98	86.7	62	52	83.9	51	45	88.2	103	85	82.5	30	22	73.3	30	23	76.7	
	TSHWANE CHRISTIAN SCHOOL	8241471	2024	99	9	5	55.6				19	14	73.7												24	15	62.5	17	16	94.1	16	12	75.0	14	9	64.3		
	VASTFONTEIN BATHO PELE CHRISTIAN SCH	8401013	2024	99							6	6	100.0												7	4	57.1	5	5	100.0	4	4	100.0	4	3	75.0		
	8401013	2023	99							6	6	100.0												3	3	100.0	6	6	100.0	3	3	100.0	3	3	100.0			
TSHWANE SOUTH	AFRIKAANSE HO&R MEISIESKOOL	8230110	2024	5	54	54	100.0				73	72	98.6	15	15	100.0	195	195	100.0	15	15	100.0	104	103	99.0	124	124	100.0	83	83	100.0	156	156	100.0	124	124	100.0	
		8230110	2023	5	50	50	100.0				79	79	100.0	26	26	100.0	179	179	100.0	13	13	100.0	92	92	100.0	107	107	100.0	79	79	100.0	141	141	100.0	94	94	100.0	
	AFRIKAANSE HO&R SEUNSKOOL	8230128	2024	5	91	91	100.0				76	75	98.7	36	35	97.2	226	226	100.0	70	70	100.0	16	16	100.0	47	43	91.5	83	83	100.0	163	162	99.4	101	101	100.0	
		8230128	2023	5	84	84	100.0				82	78	95.1	49	48	98.0	233	233	100.0	46	46	100.0	20	20	100.0	57	55	96.5	99	99	100.0	145	145	100.0	85	85	100.0	
	AL GHAZALI	8400125	2024	99	8	8	100.0				13	13	100.0											4	4	100.0	12	8	66.7	5	5	100.0	10	9	90.0	8	8	100.0
		8400125	2023	99	7	7	100.0				9	9	100.0											8	8	100.0	5	4	80.0	5	5	100.0	6	6	100.0	4	4	100.0
	AL-ASR EDUCATIONAL INSTITUTE	8400100	2024	99	12	12	100.0				10	10	100.0	6	6	100.0								17	17	100.0	23	23	100.0	6	6	100.0	23	23	100.0	19	17	89.5
		8400100	2023	99	7	7	100.0				9	9	100.0	7	7	100.0								22	22	100.0	22	22	100.0	3	3	100.0	26	26	100.0	20	20	100.0
AMBERFIELD COLLEGE	8401008	2024	99	22	21	95.5				64	62	96.9	19	18	94.7				11	11	100.0	23	23	100.0	51	50	98.0	39	37	94.9	76	72	94.7	60	57	95.0		
	8401008	2023	99	20	20	100.0				71	66	93.0	37	33	89.2				15	15	100.0	18	18	100.0	43	40	93.0	54	54	100.0	48	46	95.8	35	33	94.3		
AMITY INTERNATIONAL SCHOOL	8232653	2024	99	6	6	100.0				15	13	86.7	3	2	66.7				1	1	100.0	8	7	87.5	9	9	100.0	6	6	100.0	14	13	92.9	12	8	66.7		
	8232653	2023	99	4	4	100.0				15	12	80.0	1	0	0.0								12	12	100.0	13	12	92.3	11	11	100.0	13	12	92.3	9	9	100.0	

Province Districts	Centre Name	Centre Number	Exam Date	Quintile	Accounting			Agricultural Sciences			Business Studies			Economics			English First Additional Language			Geography			History			Life Sciences			Mathematical Literacy			Mathematics			Physical Sciences		
					Total Wrote	Achieved 30 - 100%	% Achieved at 30% and Above	Total Wrote	Achieved 30 - 100%	% Achieved at 30% and Above	Total Wrote	Achieved 30 - 100%	% Achieved at 30% and Above	Total Wrote	Achieved 30 - 100%	% Achieved at 30% and Above	Total Wrote	Achieved 30 - 100%	% Achieved at 30% and Above	Total Wrote	Achieved 30 - 100%	% Achieved at 30% and Above	Total Wrote	Achieved 30 - 100%	% Achieved at 30% and Above	Total Wrote	Achieved 30 - 100%	% Achieved at 30% and Above	Total Wrote	Achieved 30 - 100%	% Achieved at 30% and Above	Total Wrote	Achieved 30 - 100%	% Achieved at 30% and Above			
TSHWANE SOUTH	BOKGONI TECHNICAL SECONDARY SCHOOL	8231555	2024	4										128	128	100.0														81	45	55.6	47	30	63.8		
		8231555	2023	4										155	154	99.4													82	53	64.6	63	49	77.8			
TSHWANE SOUTH	BONA LESEDI SEC SCHOOL	8221474	2024	1	35	27	77.1				68	67	98.5	68	58	85.3	254	254	100.0	187	159	85.0	146	122	83.6	77	65	84.4	203	175	86.2	52	45	86.5	41	39	95.1
		8221474	2023	1	30	25	83.3				67	55	82.1	67	41	61.2	272	271	99.6	205	185	90.2	149	123	82.6	115	62	53.9	208	191	91.8	61	45	73.8	53	48	90.6
TSHWANE SOUTH	BOPHELONG COMMUNITY INDEPENDENT SCHO	8400171	2024	99							8	3	37.5	8	2	25.0				10	9	90.0	8	4	50.0	10	3	30.0	8	6	75.0	10	1	10.0	10	1	10.0
	CARPE DIEM ACADEMY	8400092	2024	99													15	15	100.0	7	7	100.0				9	6	66.7	22	21	95.5	6	5	83.3	3	1	33.3
TSHWANE SOUTH		8400092	2023	99												13	13	100.0	12	12	100.0				2	2	100.0	21	21	100.0	6	3	50.0	2	2	100.0	
	CENTRAL ISLAMIC SCHOOL	8231571	2024	99	17	17	100.0				10	10	100.0										18	18	100.0	20	19	95.0	2	2	100.0	26	26	100.0	20	20	100.0
TSHWANE SOUTH		8231571	2023	99	10	10	100.0				15	15	100.0										20	20	100.0	17	17	100.0	8	8	100.0	21	20	95.2	16	16	100.0
	CENTURION SECONDARY SCHOOL	8400975	2024	5	17	16	94.1				73	72	98.6							20	20	100.0	55	55	100.0	63	61	96.8	102	102	100.0	52	43	82.7	42	40	95.2
TSHWANE SOUTH		8400975	2023	5	9	8	88.9				48	42	87.5							18	17	94.4	35	34	97.1	28	28	100.0	56	56	100.0	36	31	86.1	27	27	100.0
	CORNERSTONE COLLEGE SEC SCHOOL	8220582	2024	99	16	16	100.0				60	60	100.0	28	28	100.0	4	4	100.0	17	17	100.0	38	38	100.0	62	62	100.0	46	46	100.0	52	52	100.0	46	46	100.0
TSHWANE SOUTH		8220582	2023	99	10	10	100.0				57	57	100.0	32	32	100.0	4	4	100.0	31	31	100.0	15	15	100.0	55	55	100.0	49	49	100.0	35	35	100.0	31	31	100.0
	CURRO ACADEMY PRETORIA	8231977	2024	99	18	17	94.4				63	55	87.3	20	20	100.0				57	56	98.2	44	42	95.5	70	64	91.4	85	85	100.0	64	58	90.6	52	42	80.8
TSHWANE SOUTH		8231977	2023	99	38	32	84.2				71	63	88.7	13	11	84.6				53	50	94.3	51	46	90.2	79	65	82.3	77	73	94.8	83	52	62.7	57	47	82.5
	DAVID HELLEN PETA SECONDARY SCHOOL	8231605	2024	4	29	20	69.0				29	27	93.1	29	26	89.7	162	162	100.0	133	117	88.0	104	98	94.2	29	27	93.1	131	103	78.6	31	25	80.6	29	23	79.3
TSHWANE SOUTH		8231605	2023	4	48	31	64.6				48	42	87.5	48	35	72.9	205	205	100.0	157	136	86.6	120	95	79.2	37	37	100.0	167	137	82.0	37	28	75.7	37	33	89.2
	DR WF NKOMO SECONDARY SCHOOL	8231613	2024	4	20	10	50.0				20	20	100.0	20	15	75.0	199	199	100.0	179	138	77.1	109	71	65.1	71	60	84.5	127	86	67.7	72	32	44.4	70	29	41.4
TSHWANE SOUTH		8231613	2023	4	23	13	56.5				23	21	91.3	22	19	86.4	154	154	100.0	131	102	77.9	83	55	66.3	48	37	77.1	106	82	77.4	49	20	40.8	48	15	31.3



Province Districts	Centre Name	Centre Number	Exam Date	Quintile	Accounting			Agricultural Sciences			Business Studies			Economics			English First Additional Language			Geography			History			Life Sciences			Mathematical Literacy			Mathematics			Physical Sciences				
					Total Wrote	Achieved 30 - 100%	% Achieved at 30% and Above	Total Wrote	Achieved 30 - 100%	% Achieved at 30% and Above	Total Wrote	Achieved 30 - 100%	% Achieved at 30% and Above	Total Wrote	Achieved 30 - 100%	% Achieved at 30% and Above	Total Wrote	Achieved 30 - 100%	% Achieved at 30% and Above	Total Wrote	Achieved 30 - 100%	% Achieved at 30% and Above	Total Wrote	Achieved 30 - 100%	% Achieved at 30% and Above	Total Wrote	Achieved 30 - 100%	% Achieved at 30% and Above	Total Wrote	Achieved 30 - 100%	% Achieved at 30% and Above	Total Wrote	Achieved 30 - 100%	% Achieved at 30% and Above					
TSHWANE SOUTH	DUO EDU SENIOR OHAFHANKLIKE SKOOL	8400285	2024	99											37	37	100.0	13	13	100.0							30	30	100.0	7	7	100.0							
		8400285	2023	99												25	25	100.0	9	9	100.0							21	21	100.0	4	4	100.0						
	EDWARD PHATUDI SECONDARY SCHOOL	8231639	2024	4	47	23	48.9				86	55	64.0	27	18	66.7	247	247	100.0	132	94	71.2				93	65	69.9	59	42	71.2	119	66	55.5	93	54	58.1		
		8231639	2023	4	40	24	60.0				62	36	58.1	29	18	62.1	145	145	100.0	52	45	86.5				29	22	75.9	33	29	87.9	58	27	46.6	29	21	72.4		
	EERSTERUST SECONDARY SCHOOL	8220020	2024	4							57	46	80.7	56	35	62.5	17	17	100.0	82	71	86.6	17	17	100.0	38	32	84.2	73	61	83.6	22	14	63.6	22	20	90.9		
		8220020	2023	4							92	73	79.3	31	16	51.6	23	23	100.0	81	62	76.5	40	21	52.5	35	20	57.1	94	81	86.2	15	7	46.7	15	6	40.0		
	ELMAR COLLEGE	8232679	2024	99	14	14	100.0				26	25	96.2	7	7	100.0										34	33	97.1	32	32	100.0	14	14	100.0	11	9	81.8		
		8232679	2023	99	12	12	100.0				35	35	100.0	27	22	81.5										28	26	92.9	39	39	100.0	18	18	100.0	13	13	100.0		
	FLAVIUS MAREKA SECONDARY SCHOOL	8231670	2024	1	32	28	87.5				90	82	91.1	50	32	64.0	242	242	100.0	182	167	91.8	101	100	99.0	74	67	90.5	202	191	94.6	40	34	85.0	34	30	88.2		
		8231670	2023	1	30	19	63.3				58	41	70.7	52	31	59.6	205	205	100.0	150	122	81.3	89	83	93.3	47	37	78.7	155	131	84.5	50	35	70.0	41	34	82.9		
	GATANG SECONDARY SCHOOL	8220657	2024	4	13	13	100.0				45	41	91.1	36	22	61.1	153	153	100.0	114	92	80.7				109	83	76.1	117	103	88.0	36	23	63.9	28	21	75.0		
		8220657	2023	4	14	10	71.4				47	40	85.1	41	25	61.0	205	205	100.0	157	131	83.4				156	98	62.8	158	122	77.2	46	15	32.6	20	16	80.0		
	GAUTENG CENTRAL COLLEGE	8400897	2024	99	4	3	75.0				22	12	54.5	11	6	54.5	19	19	100.0	22	20	90.9	8	7	87.5	9	5	55.6	27	21	77.8	5	4	80.0	4	3	75.0		
		8400897	2023	99	20	14	70.0				78	67	85.9	36	29	80.6	43	43	100.0	39	37	94.9	15	13	86.7	66	48	72.7	65	61	93.8	46	38	82.6	30	23	76.7		
	GREENWOOD COLLEGE	8231712	2024	99	12	7	58.3				12	12	100.0	12	8	66.7	15	15	100.0	31	31	100.0	21	21	100.0	31	22	71.0	32	32	100.0	11	11	100.0	10	10	100.0		
		8231712	2023	99	17	3	17.6				17	17	100.0	17	10	58.8	27	27	100.0	28	28	100.0	19	16	84.2	28	20	71.4	28	28	100.0	17	8	47.1	9	8	88.9		
	HIMALAYA SECONDARY SCHOOL	8230037	2024	3	44	38	86.4				109	101	92.7	69	43	62.3									71	69	97.2	29	28	96.6	101	97	96.0	37	27	73.0	29	20	69.0
		8230037	2023	3	33	29	87.9				133	114	85.7	80	52	65.0									88	73	83.0	19	19	100.0	118	107	90.7	32	17	53.1	18	16	88.9
HO&RSKOOL CENTURION	8210229	2024	5	24	24	100.0				29	28	96.6				154	154	100.0	29	29	100.0	16	16	100.0	45	43	95.6	81	80	98.8	66	58	87.9	28	27	96.4			
	8210229	2023	5	26	26	100.0				42	39	92.9	4	3	75.0	177	177	100.0	21	20	95.2	20	20	100.0	52	48	92.3	89	88	98.9	76	71	93.4	43	42	97.7			



Province Districts	Centre Name	Centre Number	Exam Date	Quintile	Accounting			Agricultural Sciences			Business Studies			Economics			English First Additional Language			Geography			History			Life Sciences			Mathematical Literacy			Mathematics			Physical Sciences		
					Total Wrote	Achieved 30 - 100%	% Achieved at 30% and Above	Total Wrote	Achieved 30 - 100%	% Achieved at 30% and Above	Total Wrote	Achieved 30 - 100%	% Achieved at 30% and Above	Total Wrote	Achieved 30 - 100%	% Achieved at 30% and Above	Total Wrote	Achieved 30 - 100%	% Achieved at 30% and Above	Total Wrote	Achieved 30 - 100%	% Achieved at 30% and Above	Total Wrote	Achieved 30 - 100%	% Achieved at 30% and Above	Total Wrote	Achieved 30 - 100%	% Achieved at 30% and Above	Total Wrote	Achieved 30 - 100%	% Achieved at 30% and Above	Total Wrote	Achieved 30 - 100%	% Achieved at 30% and Above			
TSHWANE SOUTH	HO&RSKOOL DIE WILGERS	8210153	2024	5	26	23	88.5				45	39	86.7	1	1	100.0	132	132	100.0	23	23	100.0				40	34	85.0	84	82	97.6	48	47	97.9	32	25	78.1
		8210153	2023	5	10	10	100.0				36	22	61.1				110	110	100.0	26	24	92.3				22	21	95.5	73	71	97.3	37	35	94.6	26	25	96.2
	HO&RSKOOL ELDORAIGNE	8210161	2024	5	64	64	100.0				93	93	100.0	20	20	100.0	276	276	100.0	34	34	100.0	39	38	97.4	88	77	87.5	141	141	100.0	135	135	100.0	99	93	93.9
		8210161	2023	5	45	44	97.8				64	61	95.3	15	15	100.0	250	250	100.0	41	41	100.0	31	29	93.5	98	90	91.8	133	133	100.0	117	117	100.0	79	79	100.0
	HO&RSKOOL F H ODENDAAL	8220160	2024	4	18	15	83.3				126	116	92.1				15	15	100.0	35	35	100.0	41	41	100.0	78	54	69.2	178	173	97.2	53	42	79.2	33	33	100.0
		8220160	2023	4	29	23	79.3				160	137	85.6				15	15	100.0	57	56	98.2	52	49	94.2	109	86	78.9	195	185	94.9	73	45	61.6	27	24	88.9
	HO&RSKOOL GARSFONTEIN	8210187	2024	5	93	93	100.0				175	171	97.7	56	53	94.6	356	356	100.0	33	32	97.0	47	47	100.0	95	95	100.0	152	152	100.0	218	212	97.2	152	144	94.7
		8210187	2023	5	62	62	100.0				105	103	98.1	27	27	100.0	318	318	100.0	49	49	100.0	49	49	100.0	131	131	100.0	125	125	100.0	212	207	97.6	139	138	99.3
	HO&RSKOOL MENLOPARK	8210195	2024	5	102	102	100.0				105	102	97.1	26	26	100.0	282	282	100.0	53	53	100.0	119	118	99.2	96	96	100.0	111	111	100.0	210	209	99.5	128	127	99.2
		8210195	2023	5	96	96	100.0				77	75	97.4	30	30	100.0	249	249	100.0	46	46	100.0	67	67	100.0	113	112	99.1	72	72	100.0	211	211	100.0	140	140	100.0
	HO&RSKOOL SILVERTON	8220186	2024	5	59	52	88.1				152	139	91.4							65	63	96.9				98	82	83.7	153	148	96.7	60	55	91.7	39	31	79.5
		8220186	2023	5	50	37	74.0				134	129	96.3							46	46	100.0				66	59	89.4	110	109	99.1	76	54	71.1	43	34	79.1
	HO&RSKOOL UITSIG	8210211	2024	5	25	24	96.0				140	113	80.7							27	27	100.0	47	47	100.0	84	81	96.4	110	106	96.4	96	88	91.7	71	66	93.0
		8210211	2023	5	23	21	91.3				145	136	93.8							42	42	100.0	56	54	96.4	92	89	96.7	103	102	99.0	113	89	78.8	69	65	94.2
	HO&RSKOOL VOORTREKKERHOOGTE	8210237	2024	5	32	30	93.8				120	102	85.0							44	44	100.0	57	54	94.7	99	88	88.9	102	93	91.2	100	74	74.0	61	48	78.7
		8210237	2023	5	33	31	93.9				106	93	87.7							43	41	95.3	51	39	76.5	68	62	91.2	87	79	90.8	94	59	62.8	54	49	90.7
	HO&RSKOOL WATERKLOOF	8210245	2024	5	61	60	98.4				135	127	94.1	35	35	100.0	348	348	100.0	55	55	100.0	43	43	100.0	101	101	100.0	127	127	100.0	246	245	99.6	181	176	97.2
		8210245	2023	5	49	49	100.0				101	94	93.1	30	30	100.0	293	293	100.0	71	71	100.0	41	41	100.0	145	140	96.6	128	128	100.0	197	193	98.0	151	151	100.0
	HO&RSKOOL ZWARTKOP	8210252	2024	5	62	62	100.0				172	159	92.4	20	19	95.0	309	309	100.0	21	21	100.0	52	51	98.1	110	105	95.5	166	166	100.0	153	153	100.0	101	97	96.0
		8210252	2023	5	65	65	100.0				97	90	92.8	12	11	91.7	295	295	100.0	29	29	100.0	21	20	95.2	127	119	93.7	106	106	100.0	193	189	97.9	132	129	97.7

Province Districts	Centre Name	Centre Number	Exam Date	Quintile	Accounting			Agricultural Sciences			Business Studies			Economics			English First Additional Language			Geography			History			Life Sciences			Mathematical Literacy			Mathematics			Physical Sciences		
					Total Wrote	Achieved 30 - 100%	% Achieved at 30% and Above	Total Wrote	Achieved 30 - 100%	% Achieved at 30% and Above	Total Wrote	Achieved 30 - 100%	% Achieved at 30% and Above	Total Wrote	Achieved 30 - 100%	% Achieved at 30% and Above	Total Wrote	Achieved 30 - 100%	% Achieved at 30% and Above	Total Wrote	Achieved 30 - 100%	% Achieved at 30% and Above	Total Wrote	Achieved 30 - 100%	% Achieved at 30% and Above	Total Wrote	Achieved 30 - 100%	% Achieved at 30% and Above	Total Wrote	Achieved 30 - 100%	% Achieved at 30% and Above	Total Wrote	Achieved 30 - 100%	% Achieved at 30% and Above			
TSHWANE SOUTH	HOFMEYR SECONDARY SCHOOL	8231746	2024	4	17	16	94.1				59	45	76.3	63	27	42.9	200	200	100.0	129	110	85.3	114	92	80.7	23	23	100.0	175	131	74.9	25	19	76.0	23	15	65.2
		8231746	2023	4	11	10	90.9				64	41	64.1	73	37	50.7	174	174	100.0	92	81	88.0	77	69	89.6	24	23	95.8	145	119	82.1	28	24	85.7	24	22	91.7
	HOLY TRINITY SECONDARY CATHOLIC SCHOOL	8231761	2024	99	26	26	100.0				31	31	100.0	19	19	100.0	27	27	100.0	18	18	100.0	28	28	100.0	27	27	100.0	42	40	95.2	40	38	95.0	26	22	84.6
		8231761	2023	99	19	19	100.0				19	19	100.0	20	19	95.0	26	26	100.0	13	13	100.0	15	15	100.0	25	19	76.0	18	18	100.0	40	30	75.0	24	24	100.0
	J KEKANA SECONDARY SCHOOL	8220699	2024	3	25	20	80.0				45	33	73.3	45	27	60.0	180	180	100.0	135	127	94.1	104	99	95.2	66	42	63.6	142	135	95.1	36	21	58.3	31	27	87.1
		8220699	2023	3	15	13	86.7				28	23	82.1	28	19	67.9	164	164	100.0	135	111	82.2	99	78	78.8	58	36	62.1	117	93	79.5	48	21	43.8	38	22	57.9
	JAFTA MAHLANGU SECONDARY SCHOOL	8220707	2024	3	39	27	69.2				91	83	91.2	39	28	71.8	118	118	100.0	151	132	87.4				99	61	61.6	147	127	86.4	43	29	67.4	36	22	61.1
		8220707	2023	3	18	12	66.7				50	38	76.0	24	17	70.8	81	81	100.0	96	91	94.8				70	54	77.1	88	82	93.2	32	25	78.1	27	21	77.8
	KHUTHALANI SECONDARY SCHOOL	8220715	2024	1	21	20	95.2				51	49	96.1	51	42	82.4	221	221	100.0	170	165	97.1	129	121	93.8	41	41	100.0	175	161	92.0	46	43	93.5	41	36	87.8
		8220715	2023	1	17	15	88.2				46	41	89.1	46	35	76.1	211	211	100.0	165	154	93.3	119	98	82.4	46	45	97.8	164	145	88.4	47	43	91.5	46	39	84.8
	LAKESWOOD COLLEGE OF SA	8400939	2024	99							5	4	80.0	5	3	60.0	8	8	100.0	4	4	100.0	2	2	100.0	10	7	70.0	4	3	75.0	11	7	63.6	8	5	62.5
	LAUDIUM SECONDARY SCHOOL	8230078	2024	4	60	59	98.3				104	94	90.4	32	32	100.0							132	116	87.9	62	59	95.2	121	114	94.2	72	59	81.9	36	34	94.4
		8230078	2023	4	65	58	89.2				127	118	92.9	54	54	100.0							130	119	91.5	32	32	100.0	121	120	99.2	72	54	75.0	31	29	93.5
	LEHLABILE SECONDARY SCHOOL	8220749	2024	4	25	23	92.0				90	77	85.6	48	43	89.6	233	233	100.0	143	131	91.6	153	133	86.9	100	74	74.0	198	173	87.4	35	35	100.0	32	31	96.9
		8220749	2023	4	34	22	64.7				95	81	85.3	58	47	81.0	218	218	100.0	124	121	97.6	110	86	78.2	94	75	79.8	157	138	87.9	62	37	59.7	50	32	64.0
	LOMPEC SECONDARY SCHOOL	8220756	2024	99							36	33	91.7	16	16	100.0	10	10	100.0	7	7	100.0	8	8	100.0	32	29	90.6	32	32	100.0	17	17	100.0	13	9	69.2
		8220756	2023	99							54	34	63.0	48	33	68.8	19	19	100.0							23	23	100.0	51	44	86.3	20	19	95.0	16	13	81.3
	LORETO CONVENT SCHOOL	8231043	2024	99	12	10	83.3				32	32	100.0							15	15	100.0	17	17	100.0	49	49	100.0	35	35	100.0	29	29	100.0	26	26	100.0
8231043		2023	99	23	21	91.3				31	31	100.0							13	13	100.0	13	13	100.0	32	30	93.8	27	27	100.0	26	26	100.0	19	19	100.0	

Province Districts	Centre Name	Centre Number	Exam Date	Quintile	Accounting			Agricultural Sciences			Business Studies			Economics			English First Additional Language			Geography			History			Life Sciences			Mathematical Literacy			Mathematics			Physical Sciences		
					Total Wrote	Achieved 30 - 100%	% Achieved at 30% and Above	Total Wrote	Achieved 30 - 100%	% Achieved at 30% and Above	Total Wrote	Achieved 30 - 100%	% Achieved at 30% and Above	Total Wrote	Achieved 30 - 100%	% Achieved at 30% and Above	Total Wrote	Achieved 30 - 100%	% Achieved at 30% and Above	Total Wrote	Achieved 30 - 100%	% Achieved at 30% and Above	Total Wrote	Achieved 30 - 100%	% Achieved at 30% and Above	Total Wrote	Achieved 30 - 100%	% Achieved at 30% and Above	Total Wrote	Achieved 30 - 100%	% Achieved at 30% and Above	Total Wrote	Achieved 30 - 100%	% Achieved at 30% and Above			
TSHWANE SOUTH	LYTTELTON MANOR HIGH SCHOOL	8210906	2024	5	25	23	92.0				170	160	94.1							89	87	97.8	117	112	95.7	120	107	89.2	152	151	99.3	105	85	81.0	64	57	89.1
		8210906	2023	5	45	39	86.7				194	174	89.7								71	68	95.8	124	112	90.3	135	117	86.7	167	161	96.4	102	86	84.3	52	52
	MAMELODI SECONDARY SCHOOL	8220772	2024	3	25	21	84.0				96	89	92.7	20	13	65.0	227	227	100.0	89	87	97.8	156	142	91.0	131	113	86.3	168	148	88.1	58	55	94.8	51	46	90.2
		8220772	2023	3	34	24	70.6				92	77	83.7	38	32	84.2	218	218	100.0	105	103	98.1	128	108	84.4	126	98	77.8	165	148	89.7	53	50	94.3	46	40	87.0
	MODIRI TECHNICAL SCHOOL	8220855	2024	3												61	61	100.0													33	18	54.5	17	10	58.8	
		8220855	2023	3												54	54	100.0													30	13	43.3	19	11	57.9	
	NELLMAPIUS SECONDARY SCHOOL	8400088	2024	2	45	37	82.2				119	100	84.0	119	77	64.7	95	95	100.0	122	111	91.0	72	61	84.7	61	54	88.5	177	155	87.6	66	32	48.5	58	40	69.0
		8400088	2023	2	40	25	62.5				69	58	84.1	68	37	54.4	102	102	100.0	104	92	88.5	55	44	80.0	61	57	93.4	125	105	84.0	63	35	55.6	61	46	75.4
	NUWE HOOPSKOOL	8210948	2024	4							10	9	90.0				5	5	100.0										22	20	90.9						
		8210948	2023	4							16	14	87.5				14	14	100.0										29	29	100.0						
	OLIEVENHOUTBOSCH SECONDARY SCHOOL	8400458	2024	1	45	33	73.3				168	137	81.5	59	38	64.4	348	348	100.0	163	147	90.2	244	216	88.5	133	91	68.4	299	236	78.9	50	41	82.0	46	42	91.3
		8400458	2023	1	44	29	65.9				127	102	80.3	43	26	60.5	275	275	100.0	128	111	86.7	136	115	84.6	116	86	74.1	192	146	76.0	74	25	33.8	84	61	72.6
	PEPPS MOTHEONG PRIMARY SCHOOL	8232090	2024	99	14	14	100.0				38	38	100.0										18	18	100.0	22	22	100.0	24	24	100.0	29	28	96.6	18	16	88.9
	PHATENG SECONDARY SCHOOL	8220962	2024	4	25	23	92.0				54	50	92.6	54	33	61.1	216	216	100.0	162	149	92.0				162	107	66.0	141	134	95.0	75	53	70.7	71	54	76.1
		8220962	2023	4	20	18	90.0				39	33	84.6	38	20	52.6	165	165	100.0	126	120	95.2				119	91	76.5	94	89	94.7	66	46	69.7	57	43	75.4
	PHELINDABA SECONDARY SCHOOL	8232124	2024	4	21	17	81.0				45	37	82.2	45	35	77.8	223	223	100.0	178	135	75.8	114	89	78.1	63	51	81.0	148	102	68.9	71	38	53.5	63	32	50.8
		8232124	2023	4	16	15	93.8				50	36	72.0	50	29	58.0	232	232	100.0	183	148	80.9	125	101	80.8	58	50	86.2	172	126	73.3	51	26	51.0	48	34	70.8
	PRETORIA BOYS HIGH SCHOOL	8231316	2024	5	71	71	100.0				78	75	96.2								96	96	100.0	55	55	100.0	120	117	97.5	77	77	100.0	204	203	99.5	185	179
8231316		2023	5	88	87	98.9				67	64	95.5								99	99	100.0	46	45	97.8	148	144	97.3	58	58	100.0	232	224	96.6	204	199	97.5

Province Districts	Centre Name	Centre Number	Exam Date	Quintile	Accounting			Agricultural Sciences			Business Studies			Economics			English First Additional Language			Geography			History			Life Sciences			Mathematical Literacy			Mathematics			Physical Sciences							
					Total Wrote	Achieved 30 - 100%	% Achieved at 30% and Above	Total Wrote	Achieved 30 - 100%	% Achieved at 30% and Above	Total Wrote	Achieved 30 - 100%	% Achieved at 30% and Above	Total Wrote	Achieved 30 - 100%	% Achieved at 30% and Above	Total Wrote	Achieved 30 - 100%	% Achieved at 30% and Above	Total Wrote	Achieved 30 - 100%	% Achieved at 30% and Above	Total Wrote	Achieved 30 - 100%	% Achieved at 30% and Above	Total Wrote	Achieved 30 - 100%	% Achieved at 30% and Above	Total Wrote	Achieved 30 - 100%	% Achieved at 30% and Above	Total Wrote	Achieved 30 - 100%	% Achieved at 30% and Above								
TSHWANE SOUTH	PRETORIA CENTRAL HIGH	8400331	2024	5	71	60	84.5				104	97	93.3	38	26	68.4				48	48	100.0	48	47	97.9	40	40	100.0	109	103	94.5	43	41	95.3	40	40	100.0					
		8400331	2023	5	38	38	100.0				115	101	87.8	63	36	57.1				91	84	92.3	41	27	65.9	27	26	96.3	132	118	89.4	31	31	100.0	27	27	100.0					
	PRETORIA HIGH SCHOOL FOR GIRLS	8231324	2024	5	40	40	100.0				85	82	96.5							45	45	100.0	65	64	98.5	146	146	100.0	58	58	100.0	190	179	94.2	119	107	89.9					
		8231324	2023	5	43	41	95.3				125	124	99.2							46	46	100.0	112	111	99.1	155	154	99.4	93	93	100.0	198	182	91.9	115	112	97.4					
	PRETORIA INSTITUTE OF LEARNING	8400318	2024	99	17	15	88.2	8	8	100.0	131	111	84.7	50	40	80.0	81	81	100.0	63	63	100.0	65	58	89.2	85	83	97.6	137	128	93.4	50	46	92.0	41	34	82.9					
		8400318	2023	99	10	10	100.0	5	4	80.0	62	45	72.6	23	19	82.6	39	38	97.4	29	27	93.1	34	34	100.0	33	33	100.0	61	53	86.9	28	24	85.7	25	21	84.0					
	PRETORIA MUSLIM TRUST SUNNI SCHOOL	8232725	2024	99	9	9	100.0				20	20	100.0	9	8	88.9										20	17	85.0	15	15	100.0	14	14	100.0	11	11	100.0					
		8232725	2023	99	18	17	94.4				16	16	100.0	9	9	100.0										23	23	100.0	11	11	100.0	25	25	100.0	22	21	95.5					
	PRETORIA SECONDARY SCHOOL	8400087	2024	5	33	29	87.9				104	101	97.1	72	65	90.3																										
		8400087	2023	5	30	19	63.3				77	70	90.9	76	52	68.4																										
	PRETORIA TECHNICAL HIGH SCHOOL	8231340	2024	5																																						
		8231340	2023	5																																						
	PRINCEFIELD TRUST SCHOOL	8400005	2024	99							38	34	89.5	25	20	80.0	16	16	100.0	20	19	95.0	33	32	97.0	18	15	83.3	36	31	86.1	12	6	50.0	8	5	62.5					
		8400005	2023	99							20	19	95.0	7	6	85.7	23	23	100.0	29	23	79.3	34	24	70.6	30	15	50.0	31	26	83.9	10	5	50.0	7	6	85.7					
	PRINCESS PARK SEC AND COLLEGE	8232199	2024	99	16	15	93.8				39	39	100.0	23	22	95.7	16	16	100.0	40	40	100.0	21	21	100.0	25	25	100.0	50	50	100.0	26	23	88.5	17	14	82.4					
		8232199	2023	99	15	15	100.0				43	43	100.0	25	24	96.0	8	8	100.0	41	40	97.6	17	17	100.0	31	30	96.8	55	55	100.0	22	22	100.0	17	17	100.0					
	PRO ARTE ALPHEN PARK	8210203	2024	5	20	16	80.0				56	49	87.5	21	20	95.2										22	22	100.0	37	34	91.9	66	63	95.5	42	34	81.0	24	21	87.5		
		8210203	2023	5	37	26	70.3				65	61	93.8	29	27	93.1										7	7	100.0	16	16	100.0	42	34	81.0	70	67	95.7	57	47	82.5	28	27
	PROSPERITUS SECONDARY SCHOOL	8220079	2024	4	16	8	50.0				179	131	73.2				48	48	100.0	190	155	81.6				125	70	56.0	172	145	84.3	44	23	52.3	37	15	40.5					
		8220079	2023	4	17	13	76.5				170	146	85.9				52	52	100.0	194	167	86.1				145	87	60.0	166	133	80.1	67	40	59.7	63	42	66.7					

Province Districts	Centre Name	Centre Number	Exam Date	Quintile	Accounting			Agricultural Sciences			Business Studies			Economics			English First Additional Language			Geography			History			Life Sciences			Mathematical Literacy			Mathematics			Physical Sciences		
					Total Wrote	Achieved 30 - 100%	% Achieved at 30% and Above	Total Wrote	Achieved 30 - 100%	% Achieved at 30% and Above	Total Wrote	Achieved 30 - 100%	% Achieved at 30% and Above	Total Wrote	Achieved 30 - 100%	% Achieved at 30% and Above	Total Wrote	Achieved 30 - 100%	% Achieved at 30% and Above	Total Wrote	Achieved 30 - 100%	% Achieved at 30% and Above	Total Wrote	Achieved 30 - 100%	% Achieved at 30% and Above	Total Wrote	Achieved 30 - 100%	% Achieved at 30% and Above	Total Wrote	Achieved 30 - 100%	% Achieved at 30% and Above	Total Wrote	Achieved 30 - 100%	% Achieved at 30% and Above			
TSHWANE SOUTH	QUEENS PRIVATE SCHOOL	8400340	2024	99	10	10	100.0				29	29	100.0	22	20	90.9				24	24	100.0				14	14	100.0	26	26	100.0	17	17	100.0	13	9	69.2
		8400340	2023	99	11	11	100.0				32	32	100.0	19	18	94.7	6	6	100.0	20	20	100.0				13	13	100.0	31	31	100.0	14	12	85.7	11	11	100.0
	RASLOUW ACADEMY	8400258	2024	99							5	5	100.0							5	5	100.0						5	5	100.0							
		8400258	2023	99							9	9	100.0							9	9	100.0						9	9	100.0							
	REPFAFOGILE SECONDARY SCHOOL	8400330	2024	4	12	10	83.3				148	78	52.7	14	10	71.4	190	190	100.0	18	17	94.4	98	66	67.3	78	53	67.9	158	121	76.6	32	25	78.1	29	18	62.1
		8400330	2023	4	19	14	73.7				120	74	61.7	24	19	79.2	179	178	99.4	22	22	100.0	86	63	73.3	64	45	70.3	138	102	73.9	35	24	68.6	32	23	71.9
	RIBANE-LAKA SECONDARY SCHOOL	8221044	2024	4	49	47	95.9				162	151	93.2	38	25	65.8	253	253	100.0	149	143	96.0				141	130	92.2	165	157	95.2	88	79	89.8	86	77	89.5
		8221044	2023	4	52	48	92.3				172	155	90.1	49	26	53.1	254	254	100.0	117	116	99.1				144	119	82.6	165	157	95.2	89	79	88.8	82	72	87.8
	ROSINA SEDIBANE MODIBA SPORT SCHOOL	8400081	2024	4	13	10	76.9				40	38	95.0	25	17	68.0							31	27	87.1	33	30	90.9	50	48	96.0	23	15	65.2	18	7	38.9
		8400081	2023	4	6	6	100.0				47	43	91.5	27	21	77.8							27	25	92.6	27	23	85.2	50	43	86.0	24	14	58.3	20	13	65.0
	SAULRIDGE SECONDARY SCHOOL	8232223	2024	2	24	20	83.3				40	40	100.0	25	24	96.0	128	128	100.0	100	100	100.0	69	69	100.0	88	83	94.3	92	88	95.7	30	30	100.0	31	26	83.9
		8232223	2023	2	25	16	64.0				26	23	88.5	24	20	83.3	126	126	100.0	98	98	100.0	62	61	98.4	93	84	90.3	80	79	98.8	39	37	94.9	35	34	97.1
	SESHGONG SECONDARY SCHOOL	8232249	2024	4	21	16	76.2				44	39	88.6	44	31	70.5	254	254	100.0	183	155	84.7	149	133	89.3	36	35	97.2	214	187	87.4	39	32	82.1	35	32	91.4
		8232249	2023	4	8	7	87.5				27	23	85.2	27	15	55.6	243	243	100.0	184	163	88.6	116	90	77.6	125	93	74.4	174	143	82.2	64	52	81.3	66	63	95.5
	SOLOMON MAHLANGU FREEDOM SCHOOL	8220681	2024	4	25	13	52.0				55	45	81.8	25	17	68.0	198	198	100.0	143	128	89.5	153	139	90.8	89	71	79.8	178	153	86.0	20	20	100.0	20	18	90.0
		8220681	2023	4	15	14	93.3				80	54	67.5	14	9	64.3	212	212	100.0	130	114	87.7	169	125	74.0	74	55	74.3	185	148	80.0	23	23	100.0	23	23	100.0
	SONITUS SKOOL	8220517	2024	4							5	2	40.0				8	8	100.0									15	11	73.3							
		8220517	2023	4							8	5	62.5				5	5	100.0									13	12	92.3							
STANZA BOPAPE SECONDARY SCHOOL	8221028	2024	4	19	15	78.9				68	56	82.4	31	21	67.7	183	183	100.0	96	93	96.9	36	35	97.2	80	76	95.0	134	125	93.3	49	47	95.9	44	40	90.9	
	8221028	2023	4	40	36	90.0				101	80	79.2	64	48	75.0	218	218	100.0	105	102	97.1	43	36	83.7	79	78	98.7	160	137	85.6	58	58	100.0	50	47	94.0	

Province Districts	Centre Name	Centre Number	Exam Date	Quintile	Accounting			Agricultural Sciences			Business Studies			Economics			English First Additional Language			Geography			History			Life Sciences			Mathematical Literacy			Mathematics			Physical Sciences		
					Total Wrote	Achieved 30 - 100%	% Achieved at 30% and Above	Total Wrote	Achieved 30 - 100%	% Achieved at 30% and Above	Total Wrote	Achieved 30 - 100%	% Achieved at 30% and Above	Total Wrote	Achieved 30 - 100%	% Achieved at 30% and Above	Total Wrote	Achieved 30 - 100%	% Achieved at 30% and Above	Total Wrote	Achieved 30 - 100%	% Achieved at 30% and Above	Total Wrote	Achieved 30 - 100%	% Achieved at 30% and Above	Total Wrote	Achieved 30 - 100%	% Achieved at 30% and Above	Total Wrote	Achieved 30 - 100%	% Achieved at 30% and Above	Total Wrote	Achieved 30 - 100%	% Achieved at 30% and Above			
TSHWANE SOUTH	STAR COLLEGE PRETORIA	8400499	2024	99	15	15	100.0				39	36	92.3									21	21	100.0	22	22	100.0	18	18	100.0	35	35	100.0	27	24	88.9	
		8400499	2023	99	5	5	100.0				17	16	94.1										5	5	100.0	12	11	91.7	6	6	100.0	19	19	100.0	17	16	94.1
	STEVE TSHWETE SECONDARY SCHOOL	8400075	2024	3	40	29	72.5				40	38	95.0	40	37	92.5	233	233	100.0	193	153	79.3	132	116	87.9	62	50	80.6	168	142	84.5	65	28	43.1	62	28	45.2
		8400075	2023	3	22	16	72.7				23	21	91.3	23	11	47.8	169	169	100.0	147	132	89.8	92	80	87.0	54	47	87.0	107	96	89.7	58	36	62.1	53	43	81.1
	SUMMAT INSTITUTE TSHWANE CAMPUS	8400366	2024	99	5	4	80.0				18	16	88.9	14	9	64.3	8	8	100.0	10	10	100.0				7	6	85.7	16	15	93.8	6	5	83.3	5	3	60.0
		8400366	2023	99	9	9	100.0				20	16	80.0	13	11	84.6	3	3	100.0	12	12	100.0				15	10	66.7	14	12	85.7	11	7	63.6	7	5	71.4
	SUTHERLAND HIGH SCHOOL	8211144	2024	5	41	41	100.0				117	116	99.1	30	29	96.7				32	32	100.0	54	54	100.0	99	99	100.0	112	111	99.1	147	139	94.6	94	94	100.0
		8211144	2023	5	30	30	100.0				125	121	96.8	35	35	100.0				44	44	100.0	76	76	100.0	92	92	100.0	125	125	100.0	121	114	94.2	79	79	100.0
	THE GLEN HIGH SCHOOL	8211151	2024	5	48	38	79.2				112	104	92.9							52	51	98.1	61	60	98.4	100	91	91.0	105	105	100.0	98	68	69.4	59	52	88.1
		8211151	2023	5	36	33	91.7				165	155	93.9							55	55	100.0	55	52	94.5	148	127	85.8	110	108	98.2	130	101	77.7	77	72	93.5
	THUTO BOHLALE SECONDARY SCHOOL	8400529	2024	1	15	11	73.3				27	24	88.9	27	18	66.7	95	95	100.0	68	63	92.6	35	33	94.3	33	29	87.9	55	52	94.5	38	22	57.9	31	24	77.4
		8400529	2023	1	15	13	86.7				42	39	92.9	42	33	78.6	107	107	100.0	65	56	86.2	38	30	78.9	27	27	100.0	75	67	89.3	32	25	78.1	27	24	88.9
	TRANSORANJE-SKOOL VIR DOWES	8231456	2024	4												4	2	50.0										4	4	100.0							
		8231456	2023	4																								4	3	75.0							
	TRANSVALIASKOOL	8221333	2024	4							18	4	22.2				18	18	100.0									29	21	72.4							
		8221333	2023	4							9	2	22.2				14	14	100.0									20	18	90.0							
	TSAKO THABO SECONDARY SCHOOL	8221143	2024	4	13	11	84.6				34	30	88.2	27	16	59.3	132	132	100.0	98	85	86.7	61	48	78.7	37	37	100.0	93	79	84.9	39	32	82.1	37	22	59.5
		8221143	2023	4	30	16	53.3				54	38	70.4	28	18	64.3	164	164	100.0	108	95	88.0	66	52	78.8	44	35	79.5	118	90	76.3	42	27	64.3	44	25	56.8
	TSHWANE MUSLIM SCHOOL	8232157	2024	99	18	18	100.0				27	27	100.0										26	26	100.0	39	39	100.0	14	14	100.0	44	44	100.0	31	28	90.3
		8232157	2023	99	23	23	100.0				27	27	100.0										28	28	100.0	38	36	94.7	18	18	100.0	43	43	100.0	34	34	100.0

Province Districts	Centre Name	Centre Number	Exam Date	Quintile	Accounting			Agricultural Sciences			Business Studies			Economics			English First Additional Language			Geography			History			Life Sciences			Mathematical Literacy			Mathematics			Physical Sciences		
					Total Wrote	Achieved 30 - 100%	% Achieved at 30% and Above	Total Wrote	Achieved 30 - 100%	% Achieved at 30% and Above	Total Wrote	Achieved 30 - 100%	% Achieved at 30% and Above	Total Wrote	Achieved 30 - 100%	% Achieved at 30% and Above	Total Wrote	Achieved 30 - 100%	% Achieved at 30% and Above	Total Wrote	Achieved 30 - 100%	% Achieved at 30% and Above	Total Wrote	Achieved 30 - 100%	% Achieved at 30% and Above	Total Wrote	Achieved 30 - 100%	% Achieved at 30% and Above	Total Wrote	Achieved 30 - 100%	% Achieved at 30% and Above	Total Wrote	Achieved 30 - 100%	% Achieved at 30% and Above			
TSHWANE SOUTH	TSHWANE SECONDARY SCHOOL	8400276	2024	5	41	24	58.5				55	55	100.0	41	19	46.3				8	8	100.0	14	14	100.0	8	8	100.0	44	40	90.9	19	13	68.4	8	5	62.5
		8400276	2023	5	21	6	28.6				21	19	90.5	21	16	76.2				38	35	92.1	22	19	86.4	19	13	68.4	39	35	89.7	23	11	47.8	19	10	52.6
	TUKSSPORT HIGH SCHOOL	8400140	2024	99	16	14	87.5				44	43	97.7							17	17	100.0	18	18	100.0	20	19	95.0	27	27	100.0	27	25	92.6	12	12	100.0
		8400140	2023	99	9	9	100.0				35	33	94.3							19	19	100.0	26	26	100.0	13	11	84.6	32	32	100.0	16	16	100.0	12	12	100.0
	VERITAS ACADEMICS	8400732	2024	99						11	8	72.7							6	6	100.0	6	5	83.3				7	7	100.0	5	4	80.0	4	3	75.0	
	VLAKFONTEIN SECONDARY SCHOOL	8221184	2024	3	35	25	71.4				125	98	78.4	29	15	51.7	150	150	100.0	19	19	100.0	96	94	97.9	25	25	100.0	125	115	92.0	25	19	76.0	25	25	100.0
		8221184	2023	3	32	23	71.9				82	71	86.6	21	20	95.2	115	115	100.0	22	22	100.0	61	52	85.2	33	32	97.0	82	65	79.3	32	23	71.9	32	32	100.0
	VUKANI MAWETHU SECONDARY SCHOOL	8221192	2024	3	15	12	80.0				44	41	93.2	44	30	68.2	130	130	100.0	82	80	97.6	50	48	96.0	36	33	91.7	98	86	87.8	32	20	62.5	17	12	70.6
		8221192	2023	3	24	22	91.7				76	67	88.2	77	40	51.9	168	168	100.0	88	76	86.4	51	44	86.3	40	32	80.0	129	109	84.5	39	20	51.3	21	14	66.7
	WATERSRAND SECONDARY SCHOOL	8400337	2024	99						4	4	100.0	2	1	50.0	2	2	100.0	4	4	100.0	2	2	100.0	2	1	50.0	5	5	100.0	1	0	0.0	1	0	0.0	
		8400337	2023	99						5	4	80.0	6	2	33.3	10	10	100.0	7	7	100.0				11	6	54.5	5	5	100.0	9	5	55.6	8	3	37.5	
	WIERDA INDEPENDENT SCHOOL	8400496	2024	99						15	13	86.7													9	9	100.0	8	8	100.0	9	9	100.0	6	5	83.3	
		8400496	2023	99	9	9	100.0				24	24	100.0							9	9	100.0	9	9	100.0	11	9	81.8	23	23	100.0	16	14	87.5	10	8	80.0
	WILLOWRIDGE HIGH SCHOOL	8211235	2024	5	26	24	92.3				104	98	94.2	28	25	89.3				34	34	100.0	63	62	98.4	76	73	96.1	93	91	97.8	109	94	86.2	69	65	94.2
		8211235	2023	5	38	29	76.3				104	94	90.4	60	50	83.3				33	33	100.0	69	63	91.3	87	77	88.5	96	94	97.9	120	93	77.5	73	66	90.4
	TSHWANE WEST	ABEL MOTSHOANE SEC SCHOOL	8910007	2024	4	16	12	75.0				60	50	83.3	16	12	75.0	131	131	100.0	34	34	100.0	81	75	92.6	71	47	66.2	82	60	73.2	49	22	44.9	31	18
8910007			2023	4	22	18	81.8				71	66	93.0	24	22	91.7	164	164	100.0	47	46	97.9	93	88	94.6	92	58	63.0	102	80	78.4	61	26	42.6	27	14	51.9
ACUDEO COLLEGE KIRKNEY		8400980	2024	99	8	7	87.5				23	23	100.0												37	27	73.0	21	21	100.0	24	23	95.8	22	13	59.1	
		8400980	2023	99	14	9	64.3				28	28	100.0												25	21	84.0	22	21	95.5	17	17	100.0	11	11	100.0	
AMANDASIG SECONDARY SCHOOL		8400380	2024	4	24	24	100.0				33	32	97.0	33	29	87.9				127	125	98.4	56	53	94.6	82	73	89.0	96	96	100.0	75	46	61.3	57	48	84.2
	8400380	2023	4	22	20	90.9				52	48	92.3	52	35	67.3				119	112	94.1	29	22	75.9	97	69	71.1	87	83	95.4	91	42	46.2	74	46	62.2	



Province Districts	Centre Name	Centre Number	Exam Date	Quintile	Accounting			Agricultural Sciences			Business Studies			Economics			English First Additional Language			Geography			History			Life Sciences			Mathematical Literacy			Mathematics			Physical Sciences		
					Total Wrote	Achieved 30 - 100%	% Achieved at 30% and Above	Total Wrote	Achieved 30 - 100%	% Achieved at 30% and Above	Total Wrote	Achieved 30 - 100%	% Achieved at 30% and Above	Total Wrote	Achieved 30 - 100%	% Achieved at 30% and Above	Total Wrote	Achieved 30 - 100%	% Achieved at 30% and Above	Total Wrote	Achieved 30 - 100%	% Achieved at 30% and Above	Total Wrote	Achieved 30 - 100%	% Achieved at 30% and Above	Total Wrote	Achieved 30 - 100%	% Achieved at 30% and Above	Total Wrote	Achieved 30 - 100%	% Achieved at 30% and Above	Total Wrote	Achieved 30 - 100%	% Achieved at 30% and Above			
TSHWANE WEST	CAPITAL CHRISTIAN COLLEGE	8400102	2023	99						17	11	64.7	6	3	50.0						0	0		14	11	78.6	11	11	100.0	9	3	33.3	3	1	33.3		
	CENTRAL SECONDARY SCHOOL	8240598	2024	3	46	39	84.8				159	148	93.1	75	54	72.0	196	196	100.0	150	146	97.3	32	31	96.9	89	84	94.4	158	149	94.3	38	26	68.4	37	35	94.6
		8240598	2023	3	55	44	80.0				142	123	86.6	75	59	78.7	183	183	100.0	128	116	90.6				106	65	61.3	128	116	90.6	55	29	52.7	40	28	70.0
	CHARLTON VOS COLLEGE OF EDUCATION	8241795	2024	99	37	37	100.0				56	54	96.4	37	36	97.3										67	67	100.0	50	50	100.0	54	53	98.1	48	44	91.7
		8241795	2023	99	22	22	100.0				48	47	97.9	33	33	100.0										49	49	100.0	36	36	100.0	46	39	84.8	34	27	79.4
	CHRISTIAN PROGRESSIVE SCHOOL	8232645	2024	99	21	21	100.0				49	44	89.8	26	26	100.0	83	83	100.0	68	64	94.1	47	46	97.9	82	73	89.0	80	76	95.0	75	69	92.0	59	55	93.2
		8232645	2023	99	12	12	100.0				39	38	97.4	23	22	95.7	54	54	100.0	42	41	97.6	38	38	100.0	58	52	89.7	66	66	100.0	55	52	94.5	44	43	97.7
	CURRO ACADEMY SOSHANGUVE (INDEP CENT	8400839	2024	99	29	29	100.0				66	65	98.5	37	35	94.6				60	60	100.0	30	27	90.0	54	52	96.3	68	66	97.1	63	54	85.7	46	43	93.5
		8400839	2023	99	36	34	94.4				69	65	94.2	31	31	100.0				41	41	100.0	39	34	87.2	67	67	100.0	52	51	98.1	75	62	82.7	54	48	88.9
	DASPOORT SECONDARY SCHOOL	8400263	2024	5	38	30	78.9				38	37	97.4	38	24	63.2				97	90	92.8	39	33	84.6	58	57	98.3	59	55	93.2	76	38	50.0	58	50	86.2
		8400263	2023	5	32	23	71.9				32	31	96.9	32	28	87.5				102	99	97.1	34	29	85.3	68	57	83.8	57	54	94.7	77	41	53.2	68	52	76.5
	DESIGNATED NORTHWOOD HIGH	8888051	2024	99	3	3	100.0				17	12	70.6	10	5	50.0	5	5	100.0	1	1	100.0	9	6	66.7				20	17	85.0						
	DR AT MOREOSELE SEC SCHOOL	8910326	2024	4	24	24	100.0				48	47	97.9	48	46	95.8	181	181	100.0	60	57	95.0	73	56	76.7	26	24	92.3	150	116	77.3	31	22	71.0	26	22	84.6
		8910326	2023	4	25	24	96.0				60	56	93.3	60	43	71.7	229	229	100.0	86	78	90.7	84	51	60.7	39	32	82.1	184	144	78.3	46	15	32.6	39	28	71.8
	DR SAM MOTSUENYANE	8914251	2024	1	41	31	75.6				126	111	88.1	40	34	85.0	224	224	100.0	146	116	79.5	98	89	90.8	98	77	78.6	187	166	88.8	37	33	89.2	35	28	80.0
		8914251	2023	1	23	23	100.0				81	65	80.2	30	27	90.0	160	160	100.0	99	88	88.9	93	84	90.3	59	44	74.6	138	124	89.9	22	21	95.5	17	17	100.0
	FILADELFIA	8240689	2024	4	3	3	100.0				22	20	90.9	8	6	75.0	25	25	100.0				8	7	87.5	2	2	100.0	22	18	81.8	3	2	66.7	1	1	100.0
		8240689	2023	4	5	4	80.0				22	16	72.7	6	3	50.0	28	28	100.0				18	13	72.2	3	3	100.0	21	12	57.1	7	4	57.1	3	2	66.7

Province Districts	Centre Name	Centre Number	Exam Date	Quintile	Accounting			Agricultural Sciences			Business Studies			Economics			English First Additional Language			Geography			History			Life Sciences			Mathematical Literacy			Mathematics			Physical Sciences		
					Total Wrote	Achieved 30 - 100%	% Achieved at 30% and Above	Total Wrote	Achieved 30 - 100%	% Achieved at 30% and Above	Total Wrote	Achieved 30 - 100%	% Achieved at 30% and Above	Total Wrote	Achieved 30 - 100%	% Achieved at 30% and Above	Total Wrote	Achieved 30 - 100%	% Achieved at 30% and Above	Total Wrote	Achieved 30 - 100%	% Achieved at 30% and Above	Total Wrote	Achieved 30 - 100%	% Achieved at 30% and Above	Total Wrote	Achieved 30 - 100%	% Achieved at 30% and Above	Total Wrote	Achieved 30 - 100%	% Achieved at 30% and Above	Total Wrote	Achieved 30 - 100%	% Achieved at 30% and Above			
TSHWANE WEST	FR SMANGALISO MKHATSHWA SEC SCHOOL	8914249	2024	4	10	10	100.0				31	30	96.8	31	27	87.1	168	168	100.0	137	111	81.0	70	54	77.1	67	62	92.5	99	85	85.9	69	46	66.7	66	39	59.1
		8914249	2023	4	9	8	88.9				34	26	76.5	34	21	61.8	154	154	100.0	120	108	90.0	77	70	90.9	56	45	80.4	105	76	72.4	49	30	61.2	43	34	79.1
	FUSION SEC SCHOOL	8400208	2024	5	31	22	71.0				130	122	93.8	32	21	65.6	69	69	100.0	140	124	88.6				47	43	91.5	105	91	86.7	67	27	40.3	42	36	85.7
		8400208	2023	5	20	13	65.0				94	62	66.0	28	16	57.1	88	88	100.0	159	138	86.8				93	54	58.1	90	75	83.3	97	36	37.1	93	52	55.9
	HILLVIEW HIGH SCHOOL	8230300	2024	5	50	39	78.0				193	171	88.6	96	77	80.2				107	105	98.1	115	103	89.6	185	144	77.8	201	196	97.5	116	85	73.3	83	71	85.5
		8230300	2023	5	24	19	79.2				111	91	82.0	52	29	55.8				89	85	95.5	70	68	97.1	90	76	84.4	128	123	96.1	65	48	73.8	41	37	90.2
	HL SETLALENTOA SEC SCHOOL	8910479	2024	4	18	13	72.2	35	30	85.7	48	43	89.6	17	17	100.0	108	108	100.0	84	80	95.2				60	46	76.7	73	65	89.0	35	16	45.7	31	16	51.6
		8910479	2023	4	34	21	61.8	40	30	75.0	60	54	90.0	31	27	87.1	122	122	100.0	78	71	91.0				62	52	83.9	88	75	85.2	34	21	61.8	31	20	64.5
	HLOMPHANANG SECONDARY SCHOOL	8240747	2024	4	32	15	46.9				100	91	91.0	47	44	93.6	177	177	100.0	100	97	97.0	94	90	95.7	77	68	88.3	140	136	97.1	36	29	80.6	33	27	81.8
		8240747	2023	4	46	12	26.1				122	84	68.9	46	24	52.2	201	201	100.0	124	100	80.6	76	62	81.6	79	54	68.4	117	92	78.6	84	40	47.6	79	46	58.2
	HO&R TEGNIESE SKOOL PRETORIA-TUINE	8230318	2024	5													43	43	100.0													65	53	81.5	65	47	72.3
		8230318	2023	5													60	60	100.0													43	26	60.5	41	21	51.2
	HO&RSKOOL AKASIA	8240044	2024	5	27	24	88.9				153	150	98.0							31	31	100.0				102	99	97.1	102	100	98.0	139	108	77.7	89	75	84.3
		8240044	2023	5	39	37	94.9				139	138	99.3							32	31	96.9				88	84	95.5	86	84	97.7	143	111	77.6	94	79	84.0
	HO&RSKOOL ELANDSPOORT	8230326	2024	5	28	22	78.6				89	79	88.8	56	52	92.9				84	83	98.8	33	33	100.0	85	70	82.4	103	101	98.1	60	53	88.3	46	38	82.6
		8230326	2023	5	27	22	81.5				102	88	86.3	66	52	78.8				88	86	97.7	47	43	91.5	101	63	62.4	84	82	97.6	106	61	57.5	69	48	69.6
	HO&RSKOOL GERRIT MARITZ	8240051	2024	5	22	19	86.4				92	74	80.4				38	38	100.0	44	39	88.6				102	87	85.3	92	82	89.1	81	61	75.3	66	51	77.3
		8240051	2023	5	32	23	71.9				97	93	95.9				51	51	100.0	53	51	96.2				91	81	89.0	105	103	98.1	72	54	75.0	53	43	81.1
	HO&RSKOOL HERCULES	8230342	2024	5	32	24	75.0				97	94	96.9	26	24	92.3	2	2	100.0	35	33	94.3	29	29	100.0	101	89	88.1	110	107	97.3	88	52	59.1	73	48	65.8
		8230342	2023	5	29	20	69.0				59	48	81.4				12	12	100.0	59	49	83.1				66	46	69.7	74	65	87.8	76	38	50.0	55	37	67.3

Province Districts	Centre Name	Centre Number	Exam Date	Quintile	Accounting			Agricultural Sciences			Business Studies			Economics			English First Additional Language			Geography			History			Life Sciences			Mathematical Literacy			Mathematics			Physical Sciences		
					Total Wrote	Achieved 30 - 100%	% Achieved at 30% and Above	Total Wrote	Achieved 30 - 100%	% Achieved at 30% and Above	Total Wrote	Achieved 30 - 100%	% Achieved at 30% and Above	Total Wrote	Achieved 30 - 100%	% Achieved at 30% and Above	Total Wrote	Achieved 30 - 100%	% Achieved at 30% and Above	Total Wrote	Achieved 30 - 100%	% Achieved at 30% and Above	Total Wrote	Achieved 30 - 100%	% Achieved at 30% and Above	Total Wrote	Achieved 30 - 100%	% Achieved at 30% and Above	Total Wrote	Achieved 30 - 100%	% Achieved at 30% and Above	Total Wrote	Achieved 30 - 100%	% Achieved at 30% and Above			
TSHWANE WEST	HOËRSKOOL LANGENHOVEN	8230359	2024	5	39	36	92.3				129	123	95.3	32	31	96.9				74	74	100.0	80	80	100.0	164	153	93.3	180	179	99.4	113	101	89.4	70	63	90.0
		8230359	2023	5	48	44	91.7				149	137	91.9	69	60	87.0				59	59	100.0	81	81	100.0	160	138	86.3	186	185	99.5	125	100	80.0	86	77	89.5
	HOËRSKOOL PRETORIA-NOORD	8240085	2024	5	15	12	80.0				31	27	87.1				167	167	100.0	43	43	100.0	36	32	88.9	54	49	90.7	111	110	99.1	56	49	87.5	29	28	96.6
		8240085	2023	5	21	17	81.0				45	41	91.1				174	174	100.0	32	30	93.8	31	31	100.0	59	53	89.8	98	97	99.0	76	65	85.5	46	45	97.8
	HOËRSKOOL PRETORIA-WES	8230367	2024	5	49	37	75.5				127	119	93.7							90	89	98.9	58	57	98.3	97	71	73.2	147	143	97.3	74	60	81.1	57	42	73.7
		8230367	2023	5	69	46	66.7				125	114	91.2							65	59	90.8	77	77	100.0	104	85	81.7	138	137	99.3	77	62	80.5	67	56	83.6
	HOËRSKOOL TUINE	8230375	2024	5	22	17	77.3				66	55	83.3				207	207	100.0	71	62	87.3	61	58	95.1	74	44	59.5	179	168	93.9	28	22	78.6	18	15	83.3
		8230375	2023	5	10	7	70.0				76	44	57.9				218	218	100.0	43	36	83.7	34	24	70.6	75	43	57.3	179	167	93.3	39	24	61.5	24	23	95.8
	HOLY TRINITY SEC SCHOOL	8910512	2024	1	18	9	50.0				18	18	100.0	18	13	72.2	150	150	100.0	132	120	90.9	62	60	96.8	70	68	97.1	80	71	88.8	70	56	80.0	70	52	74.3
		8910512	2023	1	24	14	58.3				29	25	86.2	29	21	72.4	153	153	100.0	124	110	88.7	76	69	90.8	66	64	97.0	103	81	78.6	50	45	90.0	48	44	91.7
	R LESOLANG SEC SCHOOL	8910553	2024	1	74	66	89.2				55	55	100.0	33	29	87.9	198	198	100.0	93	82	88.2	58	53	91.4	86	82	95.3	111	96	86.5	88	56	63.6	86	76	88.4
		8910553	2023	1	34	28	82.4				59	50	84.7	39	30	76.9	234	234	100.0	148	122	82.4	101	83	82.2	74	71	95.9	155	124	80.0	79	56	70.9	74	69	93.2
	KGADIME MATSEPE SECONDARY	8240762	2024	2	17	13	76.5				89	77	86.5	31	22	71.0	239	239	100.0	142	132	93.0	87	74	85.1	140	113	80.7	168	153	91.1	72	57	79.2	65	40	61.5
		8240762	2023	2	13	11	84.6				61	42	68.9	23	16	69.6	159	159	100.0	63	60	95.2	55	52	94.5	92	75	81.5	116	100	86.2	43	32	74.4	43	35	81.4
	KGATOENTLE SEC SCH (L G HOLELE SEC)	8910794	2024	1	25	24	96.0				28	27	96.4	16	15	93.8	179	179	100.0	121	108	89.3	101	100	99.0	44	43	97.7	133	129	97.0	46	39	84.8	44	41	93.2
		8910794	2023	1	24	22	91.7				35	32	91.4	17	15	88.2	119	119	100.0	77	73	94.8	39	39	100.0	28	27	96.4	89	88	98.9	30	30	100.0	28	27	96.4
LEAP SCIENCE AND MATHS SCH D15	8400666	2024	99	28	28	100.0				16	16	100.0				48	48	100.0				20	20	100.0	48	48	100.0				48	46	95.8	32	32	100.0	
	8400666	2023	99	23	23	100.0				14	14	100.0				41	41	100.0				17	16	94.1	41	41	100.0				40	39	97.5	27	27	100.0	
LETLOTLO SECONDARY SCHOOL	8910895	2024	3	12	11	91.7				39	33	84.6	12	11	91.7	110	110	100.0	71	62	87.3	68	65	95.6	30	27	90.0	68	53	77.9	42	23	54.8	30	18	60.0	
	8910895	2023	3	11	11	100.0				39	29	74.4	11	11	100.0	95	95	100.0	57	46	80.7	55	47	85.5	30	27	90.0	63	46	73.0	33	18	54.5	30	14	46.7	


Province Districts	Centre Name	Centre Number	Exam Date	Quintile	Accounting			Agricultural Sciences			Business Studies			Economics			English First Additional Language			Geography			History			Life Sciences			Mathematical Literacy			Mathematics			Physical Sciences					
					Total Wrote	Achieved 30 - 100%	% Achieved at 30% and Above	Total Wrote	Achieved 30 - 100%	% Achieved at 30% and Above	Total Wrote	Achieved 30 - 100%	% Achieved at 30% and Above	Total Wrote	Achieved 30 - 100%	% Achieved at 30% and Above	Total Wrote	Achieved 30 - 100%	% Achieved at 30% and Above	Total Wrote	Achieved 30 - 100%	% Achieved at 30% and Above	Total Wrote	Achieved 30 - 100%	% Achieved at 30% and Above	Total Wrote	Achieved 30 - 100%	% Achieved at 30% and Above	Total Wrote	Achieved 30 - 100%	% Achieved at 30% and Above	Total Wrote	Achieved 30 - 100%	% Achieved at 30% and Above						
TSHWANE WEST	LOTUS GARDENS SECONDARY SCHOOL	8232348	2024	5	29	29	100.0				107	93	86.9	45	26	57.8				64	54	84.4	69	57	82.6	43	43	100.0	134	123	91.8	56	42	75.0	43	34	79.1			
		8232348	2023	5	19	16	84.2				77	59	76.6	34	29	85.3				26	23	88.5	119	96	80.7	35	34	97.1	117	95	81.2	44	27	61.4	35	28	80.0			
	MABOPANE SEC SCHOOL	8910961	2024	3	7	7	100.0	20	18	90.0	7	7	100.0	7	3	42.9	164	164	100.0	47	45	95.7	110	80	72.7	47	40	85.1	131	95	72.5	30	17	56.7	27	17	63.0			
		8910961	2023	3	16	15	93.8	13	7	53.8	16	15	93.8	16	12	75.0	123	123	100.0	31	25	80.6	78	56	71.8	31	23	74.2	101	61	60.4	23	17	73.9	18	15	83.3			
	MAPENANE SECONDARY SCHOOL	8911084	2024	1	14	9	64.3				14	14	100.0	14	12	85.7	94	94	100.0	80	69	86.3	53	52	98.1	27	27	100.0	67	56	83.6	27	23	85.2	27	23	85.2			
		8911084	2023	1	17	14	82.4				17	17	100.0	17	12	70.6	93	93	100.0	76	59	77.6	62	56	90.3	14	14	100.0	79	64	81.0	14	14	100.0	14	13	92.9			
	MH BALOYI SEC SCHOOL	8910953	2024	1	55	37	67.3				156	115	73.7				198	198	100.0										55	39	70.9	101	66	65.3	55	15	27.3	55	18	32.7
		8910953	2023	1	39	20	51.3				71	48	67.6				178	176	98.9										41	25	61.0	71	47	66.2	39	18	46.2	38	6	15.8
	MODIRI SEC SCHOOL	8911263	2024	4	12	12	100.0				32	32	100.0	32	20	62.5	215	215	100.0	183	158	86.3	152	147	96.7	119	84	70.6	184	159	86.4	31	21	67.7	31	24	77.4			
		8911263	2023	4	13	11	84.6				22	21	95.5	22	18	81.8	163	163	100.0	141	110	78.0	101	95	94.1	76	50	65.8	120	104	86.7	42	18	42.9	40	29	72.5			
	NGAKA MASEKO SEC SCHOOL	8911498	2024	4	23	23	100.0				56	38	67.9	23	22	95.7	192	192	100.0	136	126	92.6	64	56	87.5	72	68	94.4	137	113	82.5	55	24	43.6	42	26	61.9			
		8911498	2023	4	28	24	85.7				28	26	92.9	28	24	85.7	169	168	99.4	112	100	89.3	42	30	71.4	98	68	69.4	98	77	78.6	72	34	47.2	44	29	65.9			
	NICK MPSHE SEC SCHOOL	8911481	2024	1	37	29	78.4				37	36	97.3	37	26	70.3	111	111	100.0										37	36	97.3	33	26	78.8	37	30	81.1			
		8911481	2023	1	29	21	72.4				29	25	86.2	28	16	57.1	79	79	100.0										27	25	92.6	23	17	73.9	22	19	86.4			
	NM TSUENE SECONDARY SCHOOL	8911556	2024	4							31	28	90.3	20	15	75.0	117	117	100.0	26	26	100.0	60	51	85.0	26	23	88.5	91	70	76.9	26	11	42.3	12	11	91.7			
		8911556	2023	4							36	32	88.9	10	5	50.0	131	131	100.0	33	33	100.0	49	40	81.6	33	30	90.9	90	69	76.7	33	19	57.6	20	19	95.0			
	NORTWOOD INDEPENDENT HIGH SCHOOL	8400271	2024	99	7	5	71.4				43	27	62.8	36	16	44.4	40	40	100.0	45	37	82.2	44	28	63.6	29	28	96.6	75	63	84.0	19	11	57.9	14	5	35.7			
		8400271	2023	99	6	3	50.0				43	33	76.7	28	20	71.4	56	56	100.0	48	45	93.8	34	17	50.0	51	25	49.0	86	62	72.1	18	10	55.6	15	8	53.3			
	PELONTA SECONDARY SCHOOL	8911609	2024	3	40	28	70.0				68	56	82.4	30	19	63.3	220	220	100.0	142	130	91.5	95	90	94.7	114	102	89.5	163	136	83.4	57	34	59.6	57	41	71.9			
		8911609	2023	3	39	21	53.8				56	36	64.3	25	16	64.0	280	280	100.0	210	181	86.2	149	134	89.9	132	97	73.5	201	157	78.1	79	41	51.9	75	52	69.3			

Province Districts	Centre Name	Centre Number	Exam Date	Quintile	Accounting			Agricultural Sciences			Business Studies			Economics			English First Additional Language			Geography			History			Life Sciences			Mathematical Literacy			Mathematics			Physical Sciences					
					Total Wrote	Achieved 30 - 100%	% Achieved at 30% and Above	Total Wrote	Achieved 30 - 100%	% Achieved at 30% and Above	Total Wrote	Achieved 30 - 100%	% Achieved at 30% and Above	Total Wrote	Achieved 30 - 100%	% Achieved at 30% and Above	Total Wrote	Achieved 30 - 100%	% Achieved at 30% and Above	Total Wrote	Achieved 30 - 100%	% Achieved at 30% and Above	Total Wrote	Achieved 30 - 100%	% Achieved at 30% and Above	Total Wrote	Achieved 30 - 100%	% Achieved at 30% and Above	Total Wrote	Achieved 30 - 100%	% Achieved at 30% and Above	Total Wrote	Achieved 30 - 100%	% Achieved at 30% and Above						
TSHWANE WEST	PRINSHOFSKOOL	8232454	2024	4							18	18	100.0				5	5	100.0						17	16	94.1	18	18	100.0	8	7	87.5	5	5	100.0				
		8232454	2023	4							12	12	100.0												8	8	100.0	13	13	100.0	4	4	100.0	2	2	100.0				
	RANTAILANE SEC SCHOOL	8911749	2024	4	18	11	61.1				68	62	91.2	68	41	60.3	129	129	100.0	76	70	92.1	22	22	100.0	39	29	74.4	85	80	94.1	44	13	29.5	39	25	64.1			
		8911749	2023	4	5	3	60.0				31	18	58.1	31	22	71.0	104	104	100.0	85	78	91.8	38	37	97.4	35	34	97.1	68	60	88.2	36	21	58.3	35	30	85.7			
	REITUMETSE SECONDARY SCHOOL	8241174	2024	5	53	51	96.2				78	72	92.3	132	108	81.8	328	328	100.0	275	263	95.6				208	186	89.4	121	116	95.9	207	149	72.0	196	151	77.0			
		8241174	2023	5	46	41	89.1				78	63	80.8	112	73	65.2	298	297	99.7	254	234	92.1				203	173	85.2	91	80	87.9	209	123	58.9	187	145	77.5			
	RUABOHLALE JUNIOR SECONDARY SCHOOL	8241232	2024	2	15	10	66.7				68	57	83.8	69	41	59.4	250	250	100.0	181	145	80.1	130	114	87.7	69	46	66.7	197	151	76.6	52	22	42.3	50	32	64.0			
		8241232	2023	2	31	26	83.9				76	65	85.5	76	30	39.5	224	224	100.0	148	123	83.1	116	107	92.2	64	40	62.5	179	149	83.2	38	22	57.9	29	20	69.0			
	SEANGENG SECONDARY SCHOOL	8913618	2024	1	25	24	96.0				60	56	93.3	60	41	68.3	179	179	100.0	112	104	92.9	66	65	98.5	70	64	91.4	120	99	82.5	57	44	77.2	51	44	86.3			
		8913618	2023	1	25	21	84.0				88	67	76.1	87	51	58.6	238	238	100.0	140	113	80.7	77	64	83.1	120	75	62.5	158	120	75.9	80	37	46.3	73	43	58.9			
	SETUMO-KHIBA SEC SCHOOL	8911984	2024	4	14	11	78.6				38	32	84.2	14	10	71.4	105	105	100.0	92	88	95.7	55	55	100.0	27	25	92.6	81	69	85.2	24	12	50.0	21	16	76.2			
		8911984	2023	4	38	29	76.3				76	66	86.8	38	27	71.1	130	130	100.0	92	82	89.1	39	37	94.9	30	25	83.3	90	69	76.7	40	24	60.0	26	21	80.8			
	SOSHANGUVE EAST SECONDARY SCHOOL	8400381	2024	5	56	55	98.2				86	80	93.0	70	59	84.3	256	255	99.6	155	146	94.2				94	85	90.4	165	143	86.7	92	73	79.3	51	46	90.2			
		8400381	2023	5	33	30	90.9				43	39	90.7	34	26	76.5	248	248	100.0	215	196	91.2				107	91	85.0	132	112	84.8	117	77	65.8	60	48	80.0			
	SOSHANGUVE SOUTH SEC	8400239	2024	3	35	28	80.0				86	71	82.6	35	23	65.7	251	251	100.0	165	139	84.2	107	90	84.1	58	48	82.8	188	135	71.8	63	36	57.1	58	42	72.4			
		8400239	2023	3	48	31	64.6				91	63	69.2	45	28	62.2	260	260	100.0	166	136	81.9	97	79	81.4	73	57	78.1	181	131	72.4	79	34	43.0	73	48	65.8			
	SOSHANGUVE TECHNICAL CENTRE	8241315	2024	4																															23	22	95.7	23	21	91.3
		8241315	2023	4																															20	20	100.0	20	20	100.0
TEBOGWANA SEC SCHOOL	8912064	2024	2	22	17	77.3				52	47	90.4	22	20	90.9	227	227	100.0	104	102	98.1	52	52	100.0	89	75	84.3	132	124	93.9	65	52	80.0	56	51	91.1				
	8912064	2023	2	21	17	81.0				34	28	82.4	21	19	90.5	167	167	100.0	71	69	97.2	37	36	97.3	54	47	87.0	63	48	76.2	96	47	49.0	49	40	81.6				

Province Districts	Centre Name	Centre Number	Exam Date	Quintile	Accounting			Agricultural Sciences			Business Studies			Economics			English First Additional Language			Geography			History			Life Sciences			Mathematical Literacy			Mathematics			Physical Sciences		
					Total Wrote	Achieved 30 - 100%	% Achieved at 30% and Above	Total Wrote	Achieved 30 - 100%	% Achieved at 30% and Above	Total Wrote	Achieved 30 - 100%	% Achieved at 30% and Above	Total Wrote	Achieved 30 - 100%	% Achieved at 30% and Above	Total Wrote	Achieved 30 - 100%	% Achieved at 30% and Above	Total Wrote	Achieved 30 - 100%	% Achieved at 30% and Above	Total Wrote	Achieved 30 - 100%	% Achieved at 30% and Above	Total Wrote	Achieved 30 - 100%	% Achieved at 30% and Above	Total Wrote	Achieved 30 - 100%	% Achieved at 30% and Above	Total Wrote	Achieved 30 - 100%	% Achieved at 30% and Above			
TSHWANE WEST	THORNVIEW PRESTIGE COLLEGE (IND CEN)	8400811	2024	99	13	11	84.6				74	72	97.3	31	20	64.5				75	69	92.0	38	33	86.8	88	74	84.1	77	71	92.2	63	51	81.0	52	41	78.8
		8400811	2023	99	22	17	77.3				83	67	80.7							92	87	94.6				80	74	92.5	74	72	97.3	65	51	78.5	49	44	89.8
	TIYELELANI SECONDARY SCHOOL	8241406	2024	4	11	10	90.9				30	27	90.0	7	6	85.7	112	112	100.0	102	95	93.1	20	20	100.0	63	51	81.0	72	65	90.3	41	26	63.4	41	38	92.7
		8241406	2023	4	27	21	77.8				51	41	80.4	17	12	70.6	153	153	100.0	128	108	84.4				104	57	54.8	107	83	77.6	48	20	41.7	47	33	70.2
	TSWAING SEC SCHOOL	8912270	2024	1	33	33	100.0				44	44	100.0	44	35	79.5	185	185	100.0	141	141	100.0	84	84	100.0	141	133	94.3	125	124	99.2	60	44	73.3	57	51	89.5
		8912270	2023	1	24	24	100.0				41	37	90.2	41	35	85.4	137	137	100.0	96	94	97.9	57	57	100.0	96	84	87.5	93	90	96.8	44	24	54.5	39	35	89.7
	WALLMANSTHAL SECONDARY	8241547	2024	4	22	19	86.4				41	37	90.2	41	34	82.9	240	239	99.6	192	156	81.3				158	111	70.3	167	139	83.2	73	36	49.3	71	51	71.8
		8241547	2023	4	45	34	75.6				80	62	77.5	80	40	50.0	275	274	99.6	182	138	75.8				150	90	60.0	206	159	77.2	70	34	48.6	63	41	65.1
	WINTERVELDT HIGH SCHOOL	8912338	2024	1	23	19	82.6				38	37	97.4	23	23	100.0	128	128	100.0	105	98	93.3	41	41	100.0	67	61	91.0	79	71	89.9	49	31	63.3	49	35	71.4
		8912338	2023	1	20	18	90.0				31	26	83.9	19	19	100.0	137	137	100.0	117	95	81.2	65	65	100.0	76	60	78.9	95	76	80.0	42	24	57.1	41	30	73.2



# KwaZulu-Natal





Province Districts	Centre Name	Centre Number	Exam Date	Quintile	Accounting			Agricultural Sciences			Business Studies			Economics			English First Additional Language			Geography			History			Life Sciences			Mathematical Literacy			Mathematics			Physical Sciences		
					Total Wrote	Achieved 30 - 100%	% Achieved at 30% and Above	Total Wrote	Achieved 30 - 100%	% Achieved at 30% and Above	Total Wrote	Achieved 30 - 100%	% Achieved at 30% and Above	Total Wrote	Achieved 30 - 100%	% Achieved at 30% and Above	Total Wrote	Achieved 30 - 100%	% Achieved at 30% and Above	Total Wrote	Achieved 30 - 100%	% Achieved at 30% and Above	Total Wrote	Achieved 30 - 100%	% Achieved at 30% and Above	Total Wrote	Achieved 30 - 100%	% Achieved at 30% and Above	Total Wrote	Achieved 30 - 100%	% Achieved at 30% and Above	Total Wrote	Achieved 30 - 100%	% Achieved at 30% and Above			
					AMADADA H	5213201	2024	3												51	50	98.0	38	36	94.7	28	25	89.3	51	31	60.8	28	26	92.9	23	18	78.3
	5213201	2023	3												109	109	100.0	75	65	86.7	62	55	88.7	107	69	64.5	62	49	79.0	46	27	58.7	46	37	80.4		
AMAJUBA H	5213202	2024	5	13	13	100.0				39	31	79.5			18	18	100.0	38	36	94.7				35	30	85.7	52	50	96.2	31	26	83.9	26	20	76.9		
	5213202	2023	5	10	9	90.0				42	38	90.5			11	11	100.0	33	33	100.0				34	30	88.2	49	49	100.0	20	19	95.0	17	13	76.5		
AMAZULU H	5213203	2024	4	21	16	76.2	18	18	100.0	50	42	84.0	21	16	76.2	164	164	100.0	125	100	80.0	67	59	88.1	114	57	50.0	96	69	71.9	68	45	66.2	47	26	55.3	
	5213203	2023	4	13	11	84.6	38	34	89.5	46	43	93.5	13	9	69.2	178	178	100.0	127	117	92.1	59	57	96.6	132	104	78.8	92	78	84.8	85	67	78.8	73	49	67.1	
BETHAMOYA H	5213205	2024	4	25	22	88.0	16	16	100.0	86	78	90.7	25	18	72.0	239	239	100.0	160	153	95.6	113	113	100.0	111	111	100.0	195	158	81.0	43	40	93.0	40	38	95.0	
	5213205	2023	4	31	25	80.6	13	12	92.3	107	89	83.2	31	26	83.9	225	225	100.0	157	136	86.6	81	79	97.5	82	69	84.1	182	143	78.6	43	39	90.7	36	34	94.4	
BUHLEBOMZINYATHI S	5213206	2024	3	17	12	70.6	13	8	61.5	70	48	68.6	17	6	35.3	102	102	100.0	48	35	72.9	38	34	89.5	48	26	54.2	76	55	72.4	27	12	44.4	12	8	66.7	
	5213206	2023	3	4	3	75.0	11	9	81.8	60	47	78.3	4	0	0.0	92	92	100.0	44	38	86.4	44	40	90.9	44	30	68.2	64	47	73.4	24	16	66.7	17	13	76.5	
CACAMEZELA S	5213101	2024	3	53	50	94.3	45	42	93.3	61	61	100.0	70	63	90.0	208	208	100.0	78	69	88.5	73	72	98.6	74	62	83.8	116	111	95.7	92	57	62.0	74	44	59.5	
	5213101	2023	3	46	40	87.0	31	28	90.3	60	59	98.3	69	59	85.5	199	199	100.0	90	68	75.6	68	67	98.5	62	53	85.5	98	89	90.8	92	58	63.0	61	46	75.4	
CHARLESTOWN H	5213207	2024	2							34	25	73.5				108	107	99.1	108	101	93.5	83	80	96.4	74	57	77.0	83	80	96.4	25	19	76.0	25	19	76.0	
	5213207	2023	2							40	38	95.0				100	100	100.0	100	90	90.0	80	80	100.0	60	53	88.3	80	76	95.0	20	10	50.0	20	15	75.0	
DANNHAUSER S	5213103	2024	4	15	15	100.0				58	55	94.8							81	81	100.0	24	24	100.0	72	71	98.6	58	57	98.3	38	35	92.1	38	38	100.0	
	5213103	2023	4							35	35	100.0							80	77	96.3	16	16	100.0	65	57	87.7	35	34	97.1	46	30	65.2	45	34	75.6	
DEDANGIFUNDE H	5213208	2024	3	30	30	100.0				75	72	96.0	74	65	87.8	291	291	100.0	114	111	97.4	63	60	95.2	122	94	77.0	123	115	93.5	108	80	74.1	94	75	79.8	
	5213208	2023	3	35	34	97.1				35	34	97.1	35	34	97.1	238	238	100.0	96	94	97.9	88	87	98.9	145	114	78.6	102	94	92.2	93	70	75.3	71	54	76.1	
DNC COMBINED	5213104	2024	3	31	29	93.5				55	55	100.0	49	42	85.7	83	83	100.0							34	29	85.3	49	49	100.0	34	13	38.2	28	19	67.9	
	5213104	2023	3	35	32	91.4				57	49	86.0	57	44	77.2	91	91	100.0							35	31	88.6	57	53	93.0	35	19	54.3	35	27	77.1	

Province Districts	Centre Name	Centre Number	Exam Date	Quintile	Accounting			Agricultural Sciences			Business Studies			Economics			English First Additional Language			Geography			History			Life Sciences			Mathematical Literacy			Mathematics			Physical Sciences		
					Total Wrote	Achieved 30 - 100%	% Achieved at 30% and Above	Total Wrote	Achieved 30 - 100%	% Achieved at 30% and Above	Total Wrote	Achieved 30 - 100%	% Achieved at 30% and Above	Total Wrote	Achieved 30 - 100%	% Achieved at 30% and Above	Total Wrote	Achieved 30 - 100%	% Achieved at 30% and Above	Total Wrote	Achieved 30 - 100%	% Achieved at 30% and Above	Total Wrote	Achieved 30 - 100%	% Achieved at 30% and Above	Total Wrote	Achieved 30 - 100%	% Achieved at 30% and Above	Total Wrote	Achieved 30 - 100%	% Achieved at 30% and Above	Total Wrote	Achieved 30 - 100%	% Achieved at 30% and Above	Total Wrote	Achieved 30 - 100%	% Achieved at 30% and Above
					DUCK PONDS H	5213209	2024	4	63	51	81.0				71	62	87.3	59	53	89.8	258	257	99.6	196	173	88.3	99	98	99.0	188	128	68.1	149	134	89.9	110	52
	5213209	2023	4	54	37	68.5				68	52	76.5	49	42	85.7	266	266	100.0	211	186	88.2	119	111	93.3	204	136	66.7	159	134	84.3	107	63	58.9	93	82	88.2	
EKUSENI SEC SCHOOL	5213135	2024	3	3	3	100.0	3	3	100.0	3	3	100.0	4	4	100.0	6	6	100.0							2	2	100.0	4	4	100.0	2	1	50.0	2	1	50.0	
	5213135	2023	3	3	3	100.0	1	1	100.0	3	3	100.0	3	3	100.0	4	4	100.0							1	1	100.0	3	3	100.0	1	0	0.0	1	1	100.0	
EMFUNDWENI H	5213105	2024	3	42	28	66.7				42	37	88.1	42	26	61.9	137	137	100.0	96	83	86.5	56	54	96.4	96	65	67.7	97	74	76.3	40	32	80.0	40	38	95.0	
	5213105	2023	3	21	12	57.1				21	19	90.5	21	9	42.9	124	124	100.0	103	98	95.1	58	58	100.0	103	52	50.5	79	67	84.8	45	27	60.0	44	40	90.9	
ENZIMANE COMBINED	5213106	2024	2							14	14	100.0				14	14	100.0							14	13	92.9	10	10	100.0	4	4	100.0				
	5213106	2023	2													15	15	100.0	15	14	93.3				15	11	73.3	10	10	100.0	5	5	100.0				
FERRUM H	5213211	2024	5	72	69	95.8				88	85	96.6				56	56	100.0	32	30	93.8	37	37	100.0	81	73	90.1	72	72	100.0	107	97	90.7	61	50	82.0	
	5213211	2023	5	81	70	86.4				81	77	95.1				55	55	100.0	31	31	100.0	34	34	100.0	87	72	82.8	72	72	100.0	106	101	95.3	74	61	82.4	
GROENVLEICOMBINED	5213141	2024	2				18	18	100.0	18	18	100.0				18	18	100.0									18	15	83.3								
	5213141	2023	2				16	16	100.0	16	16	100.0				16	16	100.0									16	15	93.8								
HLALANATHI H	5213212	2024	4	22	19	86.4	12	12	100.0	78	65	83.3	22	21	95.5	163	163	100.0	102	86	84.3	73	68	93.2	82	51	62.2	107	92	86.0	52	36	69.2	31	22	71.0	
	5213212	2023	4	23	13	56.5	18	12	66.7	37	26	70.3	23	11	47.8	95	95	100.0	53	47	88.7	21	21	100.0	55	45	81.8	54	51	94.4	40	24	60.0	33	28	84.8	
HOPE H	5213213	2024	5	22	18	81.8	19	19	100.0	48	44	91.7				101	101	100.0	36	36	100.0				56	51	91.1	64	64	100.0	37	26	70.3	30	21	70.0	
	5213213	2023	5	28	24	85.7	26	26	100.0	59	54	91.5				97	97	100.0							49	48	98.0	50	50	100.0	48	39	81.3	38	31	81.6	
IKHWEZI H	5213214	2024	4	19	13	68.4				44	30	68.2	17	8	47.1	102	102	100.0	83	65	78.3	45	45	100.0	58	36	62.1	80	68	85.0	22	17	77.3	21	18	85.7	
	5213214	2023	4	21	17	81.0				42	29	69.0	19	9	47.4	97	97	100.0	76	72	94.7	43	43	100.0	55	39	70.9	85	75	88.2	12	11	91.7	12	10	83.3	
IMPALA H	5213108	2024	3	10	5	50.0				10	8	80.0	10	5	50.0	74	73	98.6	64	56	87.5	44	41	93.2	64	33	51.6	54	44	81.5	20	18	90.0	20	13	65.0	
	5213108	2023	3	27	9	33.3				27	23	85.2	27	13	48.1	116	116	100.0	92	74	80.4	48	41	85.4	92	52	56.5	68	47	69.1	51	33	64.7	43	27	62.8	

Province Districts	Centre Name	Centre Number	Exam Date	Quintile	Accounting			Agricultural Sciences			Business Studies			Economics			English First Additional Language			Geography			History			Life Sciences			Mathematical Literacy			Mathematics			Physical Sciences		
					Total Wrote	Achieved 30 - 100%	% Achieved at 30% and Above	Total Wrote	Achieved 30 - 100%	% Achieved at 30% and Above	Total Wrote	Achieved 30 - 100%	% Achieved at 30% and Above	Total Wrote	Achieved 30 - 100%	% Achieved at 30% and Above	Total Wrote	Achieved 30 - 100%	% Achieved at 30% and Above	Total Wrote	Achieved 30 - 100%	% Achieved at 30% and Above	Total Wrote	Achieved 30 - 100%	% Achieved at 30% and Above	Total Wrote	Achieved 30 - 100%	% Achieved at 30% and Above	Total Wrote	Achieved 30 - 100%	% Achieved at 30% and Above	Total Wrote	Achieved 30 - 100%	% Achieved at 30% and Above	Total Wrote	Achieved 30 - 100%	% Achieved at 30% and Above
					INDONSA S	5213109	2024	2	10	8	80.0	5	5	100.0	38	30	78.9	10	9	90.0	127	127	100.0	52	47	90.4	41	41	100.0	26	26	100.0	69	61	88.4	36	23
	5213109	2023	2	25	15	60.0	21	21	100.0	75	54	72.0	25	22	88.0	225	225	100.0	75	71	94.7	61	61	100.0	46	39	84.8	110	97	88.2	73	37	50.7	48	30	62.5	
INGABADE H	5213110	2024	2	14	10	71.4				14	12	85.7	14	9	64.3	14	14	100.0									14	11	78.6								
	5213110	2023	2	16	8	50.0				16	14	87.5	16	12	75.0	16	16	100.0									16	14	87.5								
INZULULWAZI S	5213111	2024	2												10	10	100.0	10	10	100.0					10	6	60.0	9	9	100.0							
	5213111	2023	2												7	7	100.0	7	7	100.0					7	5	71.4	7	7	100.0							
SIKHALISEZWE H	5213215	2024	3	42	25	59.5	14	14	100.0	98	68	69.4	43	25	58.1	214	212	99.1	102	80	78.4	120	97	80.8	93	62	66.7	167	122	73.1	47	24	51.1	29	24	82.8	
	5213215	2023	3	54	41	75.9	11	11	100.0	115	86	74.8	56	38	67.9	280	279	99.6	156	114	73.1	187	158	84.5	120	75	62.5	238	158	66.4	42	27	64.3	37	34	91.9	
SIPHOSMVELO H	5213112	2024	2	34	15	44.1	37	18	48.6	22	13	59.1	34	8	23.5	131	131	100.0	56	52	92.9	59	58	98.3	60	41	68.3	113	93	82.3	18	10	55.6	10	7	70.0	
	5213112	2023	2	24	20	83.3	36	11	30.6	15	14	93.3	24	18	75.0	102	101	99.0	22	20	90.9	46	43	93.5	31	26	83.9	67	53	79.1	21	12	57.1	11	9	81.8	
ISLAMIC COLLEGE NEWCASTLE	5213242	2024	99							5	5	100.0							7	7	100.0				7	7	100.0	3	3	100.0	4	3	75.0	2	1	50.0	
	5213242	2023	99	5	5	100.0				6	6	100.0							8	8	100.0				13	11	84.6	3	3	100.0	10	10	100.0	7	7	100.0	
IAZI S	5213240	2024	3	17	16	94.1				143	126	88.1	41	40	97.6	225	225	100.0	79	79	100.0	100	100	100.0	82	81	98.8	141	124	87.9	83	77	92.8	82	82	100.0	
	5213240	2023	3	15	15	100.0				73	70	95.9	32	30	93.8	147	146	99.3	71	67	94.4	40	39	97.5	76	75	98.7	70	60	85.7	76	72	94.7	73	72	98.6	
KADWA S	5213239	2024	2												109	109	100.0	109	98	89.9	73	73	100.0	109	89	81.7	73	63	86.3	36	28	77.8	36	33	91.7		
	5213239	2023	2												95	95	100.0	95	84	88.4	53	50	94.3	95	64	67.4	53	50	94.3	42	31	73.8	42	32	76.2		
KHETHUKUTHULA S	5213113	2024	2												71	71	100.0	69	67	97.1	50	49	98.0	71	51	71.8	50	42	84.0	18	10	55.6	18	13	72.2		
	5213113	2023	2				29	18	62.1						38	38	100.0	43	35	81.4	29	28	96.6	15	14	93.3	29	25	86.2	15	12	80.0	15	14	93.3		
KWAMAGIDELA SECONDARY SCHOOL	5213140	2024	1	6	5	83.3				6	6	100.0	6	3	50.0	6	6	100.0									6	6	100.0								
	5213140	2023	1	16	13	81.3				16	14	87.5	16	13	81.3	16	16	100.0									16	16	100.0								

Province Districts	Centre Name	Centre Number	Exam Date	Quintile	Accounting			Agricultural Sciences			Business Studies			Economics			English First Additional Language			Geography			History			Life Sciences			Mathematical Literacy			Mathematics			Physical Sciences		
					Total Wrote	Achieved 30 - 100%	% Achieved at 30% and Above	Total Wrote	Achieved 30 - 100%	% Achieved at 30% and Above	Total Wrote	Achieved 30 - 100%	% Achieved at 30% and Above	Total Wrote	Achieved 30 - 100%	% Achieved at 30% and Above	Total Wrote	Achieved 30 - 100%	% Achieved at 30% and Above	Total Wrote	Achieved 30 - 100%	% Achieved at 30% and Above	Total Wrote	Achieved 30 - 100%	% Achieved at 30% and Above	Total Wrote	Achieved 30 - 100%	% Achieved at 30% and Above	Total Wrote	Achieved 30 - 100%	% Achieved at 30% and Above	Total Wrote	Achieved 30 - 100%	% Achieved at 30% and Above	Total Wrote	Achieved 30 - 100%	% Achieved at 30% and Above
					AMALUJA	LENGOLA S	5213116	2024	2	7	4	57.1				17	11	64.7				18	18	100.0	18	16	88.9	18	18	100.0	11	7	63.6	16	13	81.3	2
		5213116	2023	2	11	3	27.3				22	18	81.8				22	22	100.0	22	21	95.5	22	21	95.5	11	9	81.8	17	16	94.1	5	3	60.0			
	LINCOLN HEIGHTS S	5213216	2024	5	23	22	95.7				107	96	89.7							69	68	98.6	73	72	98.6	86	73	84.9	94	92	97.9	51	33	64.7	29	14	48.3
		5213216	2023	5	34	21	61.8				116	99	85.3							116	100	86.2	72	72	100.0	119	75	63.0	124	107	86.3	58	43	74.1	38	33	86.8
	MALAMBULE S	5213117	2024	2	48	47	97.9	13	13	100.0	48	45	93.8	48	45	93.8	114	114	100.0	20	20	100.0	34	29	85.3	65	51	78.5	82	75	91.5	32	30	93.8	32	32	100.0
		5213117	2023	2	27	27	100.0				27	27	100.0	27	27	100.0	97	97	100.0	29	28	96.6	41	41	100.0	70	54	77.1	68	63	92.6	29	25	86.2	29	29	100.0
	MANA H	5213118	2024	2	25	24	96.0	56	49	87.5	112	94	83.9	25	22	88.0	198	198	100.0	139	123	88.5				85	79	92.9	164	143	87.2	34	33	97.1	24	24	100.0
		5213118	2023	2	21	19	90.5	53	41	77.4	98	81	82.7	20	15	75.0	190	190	100.0	119	93	78.2				111	82	73.9	152	147	96.7	20	19	95.0	19	19	100.0
	MASIHAMBISANE SEC SCHOOL	5213143	2024	3	94	63	67.0				85	76	89.4	45	41	91.1	222	222	100.0	91	89	97.8	40	40	100.0	100	91	91.0	73	70	95.9	112	75	67.0	100	87	87.0
		5213143	2023	3	101	86	85.1				50	47	94.0	50	43	86.0	237	237	100.0	89	86	96.6	38	38	100.0	140	127	90.7	68	64	94.1	123	82	66.7	102	90	88.2
	MDUMISENI H	5213217	2024	4							33	33	100.0				141	141	100.0	124	110	88.7	63	62	98.4	75	58	77.3	84	77	91.7	45	35	77.8	42	32	76.2
		5213217	2023	4							29	29	100.0				140	140	100.0	121	108	89.3	63	57	90.5	89	72	80.9	74	69	93.2	59	44	74.6	54	45	83.3
	MLONDOLOZI HIGH SCHOOL	5213142	2024	3				56	53	94.6							90	90	100.0	71	69	97.2	38	38	100.0	64	59	92.2	34	34	100.0	56	41	73.2	41	27	65.9
		5213142	2023	3				26	25	96.2							43	43	100.0	32	32	100.0	24	24	100.0	28	27	96.4	18	15	83.3	25	19	76.0	19	18	94.7
	MNYAMANDE S	5213119	2024	3	45	40	88.9				56	55	98.2	56	47	83.9	256	256	100.0	137	113	82.5	132	124	93.9	129	108	83.7	179	163	91.1	77	50	64.9	68	47	69.1
		5213119	2023	3	38	33	86.8				47	44	93.6	47	37	78.7	211	211	100.0	117	108	92.3	99	98	99.0	94	79	84.0	139	132	95.0	72	51	70.8	65	45	69.2
	MUZOKHANYAYO S	5213120	2024	3	62	62	100.0				63	63	100.0	63	60	95.2	164	164	100.0	101	101	100.0	60	60	100.0	41	41	100.0	107	103	96.3	57	57	100.0	41	41	100.0
		5213120	2023	3	60	60	100.0				60	57	95.0	60	49	81.7	163	163	100.0	103	103	100.0	52	52	100.0	51	49	96.1	97	82	84.5	66	59	89.4	51	51	100.0
	MZAMO H	5213218	2024	3	28	20	71.4	68	62	91.2	30	27	90.0	28	23	82.1	157	157	100.0	60	55	91.7	60	59	98.3	69	62	89.9	88	81	92.0	69	42	60.9	69	44	63.8
		5213218	2023	3	23	15	65.2	40	38	95.0	37	33	89.2	23	20	87.0	108	108	100.0	59	55	93.2	45	45	100.0	41	39	95.1	68	64	94.1	41	25	61.0	27	24	88.9

Province Districts	Centre Name	Centre Number	Exam Date	Quintile	Accounting			Agricultural Sciences			Business Studies			Economics			English First Additional Language			Geography			History			Life Sciences			Mathematical Literacy			Mathematics			Physical Sciences		
					Total Wrote	Achieved 30 - 100%	% Achieved at 30% and Above	Total Wrote	Achieved 30 - 100%	% Achieved at 30% and Above	Total Wrote	Achieved 30 - 100%	% Achieved at 30% and Above	Total Wrote	Achieved 30 - 100%	% Achieved at 30% and Above	Total Wrote	Achieved 30 - 100%	% Achieved at 30% and Above	Total Wrote	Achieved 30 - 100%	% Achieved at 30% and Above	Total Wrote	Achieved 30 - 100%	% Achieved at 30% and Above	Total Wrote	Achieved 30 - 100%	% Achieved at 30% and Above	Total Wrote	Achieved 30 - 100%	% Achieved at 30% and Above	Total Wrote	Achieved 30 - 100%	% Achieved at 30% and Above	Total Wrote	Achieved 30 - 100%	% Achieved at 30% and Above
					AMAJUBA	MZIWETHU H	5213121	2024	3	16	14	87.5				16	16	100.0	16	15	93.8	95	94	98.9	80	66	82.5	57	53	93.0	80	51	63.8	73	60	82.2	23
		5213121	2023	3	13	4	30.8				13	13	100.0	13	12	92.3	77	77	100.0	64	59	92.2	42	41	97.6	64	53	82.8	55	51	92.7	23	21	91.3	22	22	100.0
	NCANDU COMBINED	5213219	2024	1							28	25	89.3				38	38	100.0	38	35	92.1				38	24	63.2	28	27	96.4	10	4	40.0	10	6	60.0
		5213219	2023	1							20	20	100.0				27	27	100.0	27	22	81.5				27	16	59.3	20	18	90.0	7	5	71.4	7	6	85.7
	NDWAKAZANA COMBINED	5213122	2024	3							41	25	61.0				43	41	95.3				43	40	93.0	42	20	47.6	34	25	73.5	3	2	66.7	4	0	0.0
		5213122	2023	3							27	27	100.0				27	27	100.0				27	27	100.0	27	25	92.6	22	22	100.0	5	4	80.0	5	4	80.0
	NEWCASTLE H	5213220	2024	5	52	45	86.5				134	127	94.8							68	66	97.1				130	117	90.0	98	98	100.0	104	86	82.7	75	64	85.3
		5213220	2023	5	33	30	90.9				96	93	96.9							38	38	100.0				119	103	86.6	63	62	98.4	110	98	89.1	84	68	81.0
	NGCAKA COMBINED	5213243	2024	2				22	22	100.0							22	22	100.0				22	22	100.0	22	22	100.0	14	14	100.0	8	8	100.0			
		5213243	2023	2				19	17	89.5							23	23	100.0				23	23	100.0	22	19	86.4	13	13	100.0	8	8	100.0			
	NHLOSOKUHLE S	5213221	2024	3	15	15	100.0	30	28	93.3	15	14	93.3	15	15	100.0	119	119	100.0	104	100	96.2	58	58	100.0	104	86	82.7	103	100	97.1	16	14	87.5	16	15	93.8
		5213221	2023	3	19	18	94.7	29	26	89.7	19	18	94.7	19	17	89.5	107	107	100.0	88	86	97.7	43	43	100.0	88	66	75.0	92	90	97.8	16	16	100.0	16	16	100.0
	OSIZWENI H	5213124	2024	4	15	12	80.0	10	10	100.0	16	15	93.8	15	14	93.3	71	71	100.0	45	38	84.4	39	37	94.9	21	20	95.2	49	41	83.7	22	19	86.4	17	17	100.0
		5213124	2023	4	10	10	100.0	7	7	100.0	10	10	100.0	10	10	100.0	61	59	96.7	44	32	72.7	37	30	81.1	16	10	62.5	37	24	64.9	24	14	58.3	14	8	57.1
	PANORAMA COMBINED	5213222	2024	5	23	13	56.5				63	53	84.1	23	18	78.3	81	81	100.0	86	81	94.2	26	26	100.0	61	50	82.0	70	70	100.0	39	27	69.2	23	19	82.6
		5213222	2023	5	18	9	50.0				37	37	100.0	18	12	66.7	63	63	100.0	79	73	92.4	26	24	92.3	53	44	83.0	55	51	92.7	42	27	64.3	32	23	71.9
	PHATHAKAHLE H	5213125	2024	2	19	19	100.0				19	19	100.0	19	19	100.0	59	59	100.0	41	40	97.6	21	21	100.0	41	37	90.2	21	20	95.2	39	25	64.1	20	18	90.0
		5213125	2023	2	20	18	90.0				20	20	100.0	20	17	85.0	101	101	100.0	81	78	96.3	48	47	97.9	81	53	65.4	48	43	89.6	53	33	62.3	33	24	72.7
	PHENDUKANI H	5213223	2024	4	74	70	94.6	43	42	97.7	111	109	98.2	68	64	94.1	309	309	100.0	159	150	94.3	54	50	92.6	149	133	89.3	94	87	92.6	176	124	70.5	106	88	83.0
		5213223	2023	4	91	73	80.2	43	42	97.7	107	106	99.1	64	60	93.8	281	281	100.0	137	128	93.4	34	33	97.1	146	126	86.3	61	56	91.8	183	116	63.4	103	81	78.6

Province Districts	Centre Name	Centre Number	Exam Date	Quintile	Accounting			Agricultural Sciences			Business Studies			Economics			English First Additional Language			Geography			History			Life Sciences			Mathematical Literacy			Mathematics			Physical Sciences			
					Total Wrote	Achieved 30 - 100%	% Achieved at 30% and Above	Total Wrote	Achieved 30 - 100%	% Achieved at 30% and Above	Total Wrote	Achieved 30 - 100%	% Achieved at 30% and Above	Total Wrote	Achieved 30 - 100%	% Achieved at 30% and Above	Total Wrote	Achieved 30 - 100%	% Achieved at 30% and Above	Total Wrote	Achieved 30 - 100%	% Achieved at 30% and Above	Total Wrote	Achieved 30 - 100%	% Achieved at 30% and Above	Total Wrote	Achieved 30 - 100%	% Achieved at 30% and Above	Total Wrote	Achieved 30 - 100%	% Achieved at 30% and Above	Total Wrote	Achieved 30 - 100%	% Achieved at 30% and Above				
					AMAJUBA	PHUZUKUBONA PUBLIC S	5213224	2023	3																													
	SABELA SS	5213225	2024	4	13	13	100.0	15	15	100.0	62	56	90.3	41	25	61.0	213	213	100.0	146	132	90.4	131	129	98.5	120	78	65.0	149	127	85.2	63	34	54.0	42	36	85.7	
		5213225	2023	4	8	6	75.0	16	14	87.5	61	55	90.2	24	17	70.8	144	144	100.0	70	68	97.1	93	91	97.8	82	54	65.9	102	82	80.4	42	25	59.5	29	23	79.3	
	SEKUSILE SS	5213227	2024	4	35	29	82.9				36	36	100.0	35	28	80.0	148	148	100.0	112	99	88.4	53	52	98.1	113	81	71.7	79	73	92.4	66	46	69.7	57	47	82.5	
		5213227	2023	4	25	22	88.0				26	25	96.2	24	17	70.8	103	103	100.0	78	72	92.3	38	36	94.7	75	58	77.3	54	51	94.4	47	45	95.7	40	32	80.0	
	SESIYABONGA H	5213126	2024	3	33	28	84.8	22	21	95.5	73	69	94.5	28	25	89.3	165	165	100.0	40	40	100.0	34	32	94.1	82	68	82.9	97	92	94.8	58	50	86.2	53	42	79.2	
		5213126	2023	3	22	18	81.8	18	14	77.8	89	78	87.6	27	19	70.4	174	174	100.0	64	55	85.9	53	51	96.2	74	63	85.1	110	95	86.4	54	38	70.4	54	48	88.9	
	SINQOBILE COMBINED	5213127	2024	1							10	10	100.0				10	10	100.0	10	10	100.0				10	10	100.0	10	10	100.0							
		5213127	2023	1							12	12	100.0				12	12	100.0	12	12	100.0				12	11	91.7	12	11	91.7							
	SIPHUTHANDO PUBLIC COMBINED	5213128	2024	3							19	19	100.0				19	19	100.0	19	18	94.7							14	14	100.0	5	2	40.0	5	5	100.0	
		5213128	2023	3							16	16	100.0				16	16	100.0	16	16	100.0							16	14	87.5							
	SIYALUNGELWA S	5213228	2024	2													33	33	100.0	33	33	100.0	22	22	100.0	33	32	97.0	22	21	95.5	11	9	81.8	11	8	72.7	
		5213228	2023	2													62	62	100.0	64	52	81.3	36	34	94.4	64	51	79.7	36	29	80.6	28	18	64.3	28	18	64.3	
	SIYAMUKELA H	5213229	2024	4	33	30	90.9				138	130	94.2	33	32	97.0	207	207	100.0	95	90	94.7	69	69	100.0	69	69	100.0	130	130	100.0	77	69	89.6	69	60	87.0	
		5213229	2023	4	26	19	73.1				156	127	81.4	26	19	73.1	230	230	100.0	144	120	83.3	98	97	99.0	75	71	94.7	149	135	90.6	82	64	78.0	75	58	77.3	
	SIZANANI SS	5213230	2024	3	13	11	84.6	48	44	91.7	13	13	100.0	13	12	92.3	114	114	100.0	53	53	100.0	31	31	100.0	70	64	91.4	92	89	96.7	22	22	100.0	22	20	90.9	
		5213230	2023	3	22	15	68.2	23	22	95.7	22	21	95.5	22	15	68.2	87	87	100.0	42	42	100.0	21	21	100.0	44	38	86.4	67	57	85.1	21	20	95.2	21	19	90.5	
	SIZIMELE H	5213129	2024	2	16	9	56.3				16	16	100.0	16	13	81.3	52	52	100.0	36	34	94.4	26	26	100.0	10	10	100.0	42	37	88.1	10	9	90.0	10	8	80.0	
		5213129	2023	2	36	10	27.8				35	20	57.1	36	15	41.7	97	97	100.0	53	46	86.8	39	38	97.4	22	19	86.4	73	49	67.1	24	10	41.7	22	14	63.6	

Province Districts	Centre Name	Centre Number	Exam Date	Quintile	Accounting			Agricultural Sciences			Business Studies			Economics			English First Additional Language			Geography			History			Life Sciences			Mathematical Literacy			Mathematics			Physical Sciences		
					Total Wrote	Achieved 30 - 100%	% Achieved at 30% and Above	Total Wrote	Achieved 30 - 100%	% Achieved at 30% and Above	Total Wrote	Achieved 30 - 100%	% Achieved at 30% and Above	Total Wrote	Achieved 30 - 100%	% Achieved at 30% and Above	Total Wrote	Achieved 30 - 100%	% Achieved at 30% and Above	Total Wrote	Achieved 30 - 100%	% Achieved at 30% and Above	Total Wrote	Achieved 30 - 100%	% Achieved at 30% and Above	Total Wrote	Achieved 30 - 100%	% Achieved at 30% and Above	Total Wrote	Achieved 30 - 100%	% Achieved at 30% and Above	Total Wrote	Achieved 30 - 100%	% Achieved at 30% and Above	Total Wrote	Achieved 30 - 100%	% Achieved at 30% and Above
					AMAJUBA	SIZWE SECONDARY	5213237	2024	3	17	16	94.1				32	28	87.5	17	13	76.5	32	32	100.0	15	15	100.0	15	15	100.0				24	23	95.8	8
		5213237	2023	3	8	6	75.0				36	30	83.3	8	6	75.0	36	36	100.0	28	24	85.7	28	25	89.3				36	27	75.0						
	ST LEWIS BERTRANDS S	5213231	2024	3	31	30	96.8	49	49	100.0	120	112	93.3	21	19	90.5	234	234	100.0	160	144	90.0	99	96	97.0	104	98	94.2	136	122	89.7	98	88	89.8	46	45	97.8
		5213231	2023	3	37	34	91.9	23	23	100.0	116	104	89.7	27	24	88.9	219	218	99.5	130	122	93.8	89	86	96.6	85	80	94.1	113	95	84.1	106	94	88.7	68	67	98.5
	ST OSWALDS S	5213232	2024	5	37	28	75.7				98	95	96.9				91	91	100.0	125	119	95.2	33	32	97.0	92	83	90.2	106	102	96.2	55	46	83.6	40	25	62.5
		5213232	2023	5	24	16	66.7				88	79	89.8				65	65	100.0	120	113	94.2	41	36	87.8	89	74	83.1	98	91	92.9	48	34	70.8	36	25	69.4
	THATHUNYAWO S	5213130	2024	2	12	10	83.3				65	58	89.2	12	12	100.0	100	100	100.0	62	50	80.6	26	26	100.0	35	32	91.4	65	62	95.4	35	29	82.9	35	29	82.9
		5213130	2023	2	4	3	75.0				47	36	76.6	4	4	100.0	79	79	100.0	54	46	85.2	21	21	100.0	32	30	93.8	47	43	91.5	32	30	93.8	32	28	87.5
	THEMBALENTSHA H	5213131	2024	3	39	24	61.5	51	43	84.3	96	90	93.8	39	31	79.5	217	217	100.0	136	123	90.4	81	77	95.1	104	96	92.3	141	129	91.5	77	60	77.9	68	54	79.4
		5213131	2023	3	42	23	54.8	52	47	90.4	105	78	74.3	42	32	76.2	217	216	99.5	122	92	75.4	85	79	92.9	90	79	87.8	134	102	76.1	83	61	73.5	69	59	85.5
	THUBELIHLE H	5213132	2024	3	26	21	80.8	18	18	100.0	69	69	100.0	26	25	96.2	186	186	100.0	99	77	77.8	130	128	98.5	113	77	68.1	151	132	87.4	35	28	80.0	30	30	100.0
		5213132	2023	3	20	12	60.0	15	14	93.3	40	37	92.5	21	17	81.0	150	150	100.0	95	77	81.1	98	95	96.9	93	75	80.6	119	96	80.7	32	24	75.0	32	32	100.0
	UMLANDOMUSHA HIGH SCHOOL	5213147	2024	2	3	3	100.0				28	28	100.0				38	38	100.0	35	35	100.0				38	30	78.9	27	27	100.0	11	11	100.0	10	9	90.0
		5213147	2023	2							42	34	81.0				58	58	100.0	58	45	77.6				58	27	46.6	40	34	85.0	18	10	55.6	16	8	50.0
	UMZILIKAZI S	5213233	2024	2				86	82	95.3	51	46	90.2				179	179	100.0	70	70	100.0	86	86	100.0	136	129	94.9	92	91	98.9	85	77	90.6	66	65	98.5
		5213233	2023	2				146	122	83.6	88	69	78.4				299	299	100.0	94	93	98.9	183	182	99.5	191	177	92.7	196	178	90.8	96	92	95.8	77	74	96.1
	UTRECHT H	5213234	2024	4							23	18	78.3				1	1	100.0	24	19	79.2				23	16	69.6	21	19	90.5	9	7	77.8	7	5	71.4
		5213234	2023	4							15	13	86.7				3	3	100.0	23	22	95.7				19	12	63.2	13	12	92.3	15	5	33.3	13	8	61.5
	XOLANI H	5213133	2024	3	8	6	75.0	11	11	100.0	25	25	100.0	25	12	48.0	86	86	100.0	45	34	75.6	45	43	95.6	41	23	56.1	68	43	63.2	19	14	73.7	16	13	81.3
		5213133	2023	3	18	7	38.9	18	17	94.4	49	42	85.7	48	28	58.3	127	124	97.6	60	38	63.3	35	28	80.0	78	46	59.0	103	65	63.1	24	18	75.0	21	19	90.5



Province Districts	Centre Name	Centre Number	Exam Date	Quintile	Accounting			Agricultural Sciences			Business Studies			Economics			English First Additional Language			Geography			History			Life Sciences			Mathematical Literacy			Mathematics			Physical Sciences		
					Total Wrote	Achieved 30 - 100%	% Achieved at 30% and Above	Total Wrote	Achieved 30 - 100%	% Achieved at 30% and Above	Total Wrote	Achieved 30 - 100%	% Achieved at 30% and Above	Total Wrote	Achieved 30 - 100%	% Achieved at 30% and Above	Total Wrote	Achieved 30 - 100%	% Achieved at 30% and Above	Total Wrote	Achieved 30 - 100%	% Achieved at 30% and Above	Total Wrote	Achieved 30 - 100%	% Achieved at 30% and Above	Total Wrote	Achieved 30 - 100%	% Achieved at 30% and Above	Total Wrote	Achieved 30 - 100%	% Achieved at 30% and Above	Total Wrote	Achieved 30 - 100%	% Achieved at 30% and Above			
					AMAJUBA	ZAMAS	5213235	2024	2	29	24	82.8				128	124	96.9	29	29	100.0	178	178	100.0	137	134	97.8	42	42	100.0	107	101	94.4	42	41	97.6	136
		5213235	2023	2	19	16	84.2				127	122	96.1	18	16	88.9	171	171	100.0	146	138	94.5	48	48	100.0	104	94	90.4	48	47	97.9	123	79	64.2	44	42	95.5
	ZIBAMBELENI S	5213134	2024	3	11	11	100.0				22	20	90.9	11	11	100.0	42	42	100.0	31	29	93.5	19	19	100.0	20	20	100.0	25	24	96.0	17	17	100.0	12	12	100.0
		5213134	2023	3	7	3	42.9				18	14	77.8	7	7	100.0	43	43	100.0	36	35	97.2	25	24	96.0	25	19	76.0	29	26	89.7	9	6	66.7	11	6	54.5
	ZIPHAKAMISENI H	5213236	2024	4	70	52	74.3				102	90	88.2	66	64	97.0	329	329	100.0	256	236	92.2	120	111	92.5	230	181	78.7	163	146	89.6	166	114	68.7	142	101	71.1
		5213236	2023	4	65	42	64.6				105	74	70.5	65	52	80.0	326	326	100.0	262	225	85.9	125	116	92.8	222	161	72.5	176	147	83.5	151	95	62.9	136	106	77.9
	AMAKHUZE HIGH SCHOOL	5313331	2024	3				49	47	95.9							49	49	100.0	49	48	98.0				49	47	95.9	30	30	100.0	19	12	63.2			
		5313331	2023	3				58	47	81.0							58	58	100.0	58	52	89.7				58	49	84.5	43	34	79.1	15	7	46.7			
	AMAZABEKO H	5313101	2024	2				21	21	100.0	19	4	21.1				77	77	100.0	36	30	83.3	37	37	100.0	21	21	100.0	56	49	87.5	21	19	90.5	21	14	66.7
		5313101	2023	2				26	22	84.6	19	13	68.4				88	86	97.7	43	39	90.7	43	43	100.0	26	24	92.3	62	53	85.5	26	18	69.2	26	12	46.2
	BATLOKOA S	5313301	2024	3							39	28	71.8				39	39	100.0	39	34	87.2	39	38	97.4				20	20	100.0	19	4	21.1			
		5313301	2023	3							22	14	63.6				22	22	100.0	22	21	95.5	22	21	95.5				12	11	91.7	10	1	10.0			
	BUTHATHUBUNYE H	5313102	2024	2	9	6	66.7				20	20	100.0	12	11	91.7	65	65	100.0	44	37	84.1	44	42	95.5	45	31	68.9	53	47	88.7	12	11	91.7	9	7	77.8
		5313102	2023	2	12	10	83.3				24	22	91.7	17	14	82.4	62	62	100.0	41	39	95.1	41	41	100.0	38	27	71.1	49	47	95.9	12	6	50.0	4	4	100.0
	CARL MALCOMESS H	5313201	2024	3	12	11	91.7	44	42	95.5	46	46	100.0	12	12	100.0	221	220	99.5	142	110	77.5	165	152	92.1	44	43	97.7	166	133	80.1	56	28	50.0	16	15	93.8
		5313201	2023	3	19	10	52.6	64	56	87.5	237	159	67.1	21	10	47.6	304	302	99.3	253	166	65.6	223	179	80.3	62	49	79.0	223	112	50.2	82	35	42.7	63	40	63.5
	CENTOCOW H	5313302	2024	2	10	5	50.0	48	48	100.0	15	12	80.0	15	7	46.7	91	91	100.0	54	51	94.4	29	28	96.6	48	38	79.2	67	63	94.0	25	15	60.0	23	11	47.8
		5313302	2023	2	8	7	87.5	50	46	92.0	25	24	96.0	25	16	64.0	108	108	100.0	60	54	90.0	33	33	100.0	50	39	78.0	84	74	88.1	24	18	75.0	23	20	87.0
	CLYDESDALE SS	5313401	2024	2	19	15	78.9	58	55	94.8	19	19	100.0	19	19	100.0	221	221	100.0	144	140	97.2	74	72	97.3	202	167	82.7	74	71	95.9	147	96	65.3	128	78	60.9
		5313401	2023	2	30	22	73.3	67	58	86.6	31	27	87.1	31	27	87.1	231	231	100.0	133	129	97.0	59	59	100.0	199	175	87.9	59	53	89.8	172	75	43.6	142	98	69.0

Province Districts	Centre Name	Centre Number	Exam Date	Quintile	Accounting			Agricultural Sciences			Business Studies			Economics			English First Additional Language			Geography			History			Life Sciences			Mathematical Literacy			Mathematics			Physical Sciences		
					Total Wrote	Achieved 30 - 100%	% Achieved at 30% and Above	Total Wrote	Achieved 30 - 100%	% Achieved at 30% and Above	Total Wrote	Achieved 30 - 100%	% Achieved at 30% and Above	Total Wrote	Achieved 30 - 100%	% Achieved at 30% and Above	Total Wrote	Achieved 30 - 100%	% Achieved at 30% and Above	Total Wrote	Achieved 30 - 100%	% Achieved at 30% and Above	Total Wrote	Achieved 30 - 100%	% Achieved at 30% and Above	Total Wrote	Achieved 30 - 100%	% Achieved at 30% and Above	Total Wrote	Achieved 30 - 100%	% Achieved at 30% and Above	Total Wrote	Achieved 30 - 100%	% Achieved at 30% and Above	Total Wrote	Achieved 30 - 100%	% Achieved at 30% and Above
					HARRY GWALA	DIEPKLOOF COMBINED	5313423	2024	2	36	31	86.1	36	34	94.4	66	49	74.2				118	118	100.0	116	96	82.8	66	64	97.0	51	44	86.3	66	47	71.2	51
		5313423	2023	2	27	21	77.8	21	20	95.2	51	37	72.5				88	88	100.0	88	69	78.4	52	52	100.0	37	33	89.2	52	35	67.3	37	14	37.8	16	8	50.0
	DINGEKA H	5313303	2024	3	15	11	73.3	32	29	90.6	15	15	100.0	15	13	86.7	186	186	100.0	72	70	97.2	103	101	98.1	32	29	90.6	114	104	91.2	36	22	61.1	32	27	84.4
		5313303	2023	3	20	18	90.0	49	46	93.9	20	19	95.0	20	17	85.0	200	200	100.0	56	50	89.3	98	96	98.0	50	47	94.0	111	94	84.7	57	31	54.4	50	41	82.0
	DINGIZWE JS	5313125	2024	1	5	3	60.0				12	12	100.0	5	5	100.0	17	17	100.0	12	11	91.7	12	12	100.0	4	4	100.0	15	12	80.0	2	2	100.0			
		5313125	2023	1	6	6	100.0				15	14	93.3	6	6	100.0	19	19	100.0	13	11	84.6	13	13	100.0	3	3	100.0	14	11	78.6	4	2	50.0			
	DLANGANI H	5313304	2024	2	9	9	100.0	14	14	100.0	22	21	95.5	9	9	100.0	49	49	100.0	26	26	100.0	26	26	100.0	27	26	96.3	35	34	97.1	14	13	92.9	14	14	100.0
		5313304	2023	2	11	11	100.0	16	15	93.8	36	33	91.7	10	6	60.0	75	75	100.0	48	47	97.9	49	49	100.0	40	38	95.0	60	55	91.7	16	13	81.3	16	16	100.0
	DRC SS	5313402	2024	3	40	35	87.5	112	101	90.2	40	38	95.0	40	37	92.5	260	260	100.0	187	179	95.7	82	74	90.2	173	150	86.7	190	166	87.4	70	66	94.3	59	58	98.3
		5313402	2023	3	41	36	87.8	84	79	94.0	41	37	90.2	41	36	87.8	235	235	100.0	168	165	98.2	82	81	98.8	150	135	90.0	165	129	78.2	70	55	78.6	54	51	94.4
	DULATI COMBINED	5313422	2024	2	21	20	95.2				21	21	100.0	21	21	100.0	99	99	100.0	78	78	100.0	59	59	100.0	78	50	64.1	80	75	93.8	19	16	84.2	19	19	100.0
		5313422	2023	2	21	21	100.0				21	16	76.2	21	18	85.7	93	93	100.0	72	72	100.0	58	58	100.0	72	62	86.1	79	60	75.9	14	11	78.6	14	14	100.0
	DUMABEZWE H	5313305	2024	3				9	9	100.0							26	26	100.0	17	17	100.0	17	17	100.0	26	23	88.5	17	17	100.0	9	9	100.0	9	7	77.8
		5313305	2023	3				32	19	59.4							50	50	100.0	39	30	76.9	39	34	87.2	29	19	65.5	39	26	66.7	11	7	63.6	11	9	81.8
	EMADUNGENI SECONDARY	5313129	2024	1	8	7	87.5				13	11	84.6	8	8	100.0	22	22	100.0	14	12	85.7	13	13	100.0	8	4	50.0	16	15	93.8	6	4	66.7			
		5313129	2023	1							10	9	90.0				20	20	100.0	20	20	100.0	18	18	100.0	9	7	77.8	15	15	100.0	5	3	60.0			
	EMAUS SS	5313404	2024	2				51	43	84.3							70	70	100.0	62	57	91.9				70	63	90.0	43	42	97.7	27	18	66.7	27	19	70.4
		5313404	2023	2				35	31	88.6							54	54	100.0	49	48	98.0				54	46	85.2	30	29	96.7	24	14	58.3	24	17	70.8
	EMTSHIBENI S	5313421	2024	3	27	27	100.0	15	15	100.0	46	46	100.0	27	27	100.0	80	80	100.0	38	38	100.0	19	19	100.0	34	34	100.0	38	38	100.0	42	36	85.7	34	33	97.1
		5313421	2023	3	16	16	100.0	35	34	97.1	27	27	100.0	16	16	100.0	76	76	100.0	25	25	100.0	11	11	100.0	49	49	100.0	20	20	100.0	56	44	78.6	49	43	87.8

Province Districts	Centre Name	Centre Number	Exam Date	Quintile	Accounting			Agricultural Sciences			Business Studies			Economics			English First Additional Language			Geography			History			Life Sciences			Mathematical Literacy			Mathematics			Physical Sciences		
					Total Wrote	Achieved 30 - 100%	% Achieved at 30% and Above	Total Wrote	Achieved 30 - 100%	% Achieved at 30% and Above	Total Wrote	Achieved 30 - 100%	% Achieved at 30% and Above	Total Wrote	Achieved 30 - 100%	% Achieved at 30% and Above	Total Wrote	Achieved 30 - 100%	% Achieved at 30% and Above	Total Wrote	Achieved 30 - 100%	% Achieved at 30% and Above	Total Wrote	Achieved 30 - 100%	% Achieved at 30% and Above	Total Wrote	Achieved 30 - 100%	% Achieved at 30% and Above	Total Wrote	Achieved 30 - 100%	% Achieved at 30% and Above	Total Wrote	Achieved 30 - 100%	% Achieved at 30% and Above	Total Wrote	Achieved 30 - 100%	% Achieved at 30% and Above
					HARRY GWALA	ENGWAQA SS	5313405	2024	2	20	20	100.0								52	52	100.0	32	32	100.0	31	31	100.0	52	50	96.2	31	31	100.0	21	20	95.2
		5313405	2023	2	13	13	100.0				13	13	100.0	13	13	100.0	67	67	100.0	54	52	96.3	30	28	93.3	54	38	70.4	43	37	86.0	24	18	75.0	24	18	75.0
	ENHLANHLENI COMBINED	5313306	2024	3							16	16	100.0				26	26	100.0	9	9	100.0	17	17	100.0	25	24	96.0	17	16	94.1	9	5	55.6	9	8	88.9
		5313306	2023	3							10	10	100.0				20	20	100.0	10	10	100.0	10	10	100.0	20	19	95.0	10	9	90.0	8	3	37.5	10	9	90.0
	ENTSIKENI SS	5313406	2024	2	31	22	71.0	82	82	100.0	31	30	96.8	31	31	100.0	159	159	100.0	67	67	100.0	47	47	100.0	107	107	100.0	77	77	100.0	82	80	97.6	81	70	86.4
		5313406	2023	2	27	23	85.2	87	87	100.0	27	27	100.0	27	25	92.6	161	161	100.0	78	78	100.0	69	69	100.0	103	103	100.0	96	94	97.9	65	53	81.5	65	61	93.8
	FAITH-WAY CHRISTIAN	5313307	2024	99				7	7	100.0	3	3	100.0							2	2	100.0				5	5	100.0	6	6	100.0	4	4	100.0	4	4	100.0
		5313307	2023	99				6	6	100.0	7	6	85.7							5	5	100.0				4	4	100.0	8	8	100.0	3	1	33.3	2	2	100.0
	FRANKLIN S	5313202	2024	3	22	21	95.5	41	41	100.0	95	79	83.2	22	21	95.5	136	136	100.0	96	83	86.5	73	72	98.6	40	36	90.0	106	91	85.8	30	14	46.7	18	12	66.7
		5313202	2023	3	17	16	94.1	34	31	91.2	111	95	85.6	17	16	94.1	145	144	99.3	111	79	71.2	94	92	97.9	34	28	82.4	114	71	62.3	31	11	35.5	17	12	70.6
	GINYANE H	5313330	2024	2				28	25	89.3	79	63	79.7				88	86	97.7	60	52	86.7	60	50	83.3	28	25	89.3	79	60	75.9	9	9	100.0	9	4	44.4
		5313330	2023	2				19	19	100.0	44	42	95.5				55	55	100.0	36	35	97.2	36	36	100.0	19	19	100.0	44	37	84.1	11	10	90.9	11	10	90.9
	GINYIQHINGA COMPREHENSIVE H	5313407	2024	2				103	102	99.0							132	132	100.0	80	80	100.0	29	29	100.0	104	101	97.1	80	74	92.5	53	49	92.5	53	51	96.2
		5313407	2023	2				118	104	88.1							137	137	100.0	88	81	92.0	19	19	100.0	115	93	80.9	86	78	90.7	49	39	79.6	49	46	93.9
	GLEN EDWARD SS	5313208	2024	3				14	9	64.3							24	24	100.0	24	23	95.8	24	24	100.0	10	8	80.0	21	19	90.5	3	1	33.3			
		5313208	2023	3				23	19	82.6							23	23	100.0	23	22	95.7	23	23	100.0				16	14	87.5	7	2	28.6			
	HLOKOZI H	5313103	2024	1	8	5	62.5	15	11	73.3	64	42	65.6	23	17	73.9	96	95	99.0	33	23	69.7	41	37	90.2	32	28	87.5	64	56	87.5	32	20	62.5	32	20	62.5
		5313103	2023	1	4	3	75.0	13	13	100.0	61	47	77.0	28	23	82.1	99	99	100.0	36	28	77.8	48	43	89.6	23	23	100.0	76	64	84.2	23	18	78.3	23	23	100.0
	IBISI SS	5313408	2024	2	9	8	88.9	62	60	96.8	32	32	100.0	19	19	100.0	125	125	100.0	103	103	100.0	58	58	100.0	57	53	93.0	91	86	94.5	34	26	76.5	32	27	84.4
		5313408	2023	2	13	12	92.3	90	75	83.3	28	26	92.9	14	13	92.9	147	147	100.0	110	97	88.2	46	46	100.0	87	69	79.3	102	84	82.4	45	31	68.9	43	33	76.7

Province Districts	Centre Name	Centre Number	Exam Date	Quintile	Accounting			Agricultural Sciences			Business Studies			Economics			English First Additional Language			Geography			History			Life Sciences			Mathematical Literacy			Mathematics			Physical Sciences		
					Total Wrote	Achieved 30 - 100%	% Achieved at 30% and Above	Total Wrote	Achieved 30 - 100%	% Achieved at 30% and Above	Total Wrote	Achieved 30 - 100%	% Achieved at 30% and Above	Total Wrote	Achieved 30 - 100%	% Achieved at 30% and Above	Total Wrote	Achieved 30 - 100%	% Achieved at 30% and Above	Total Wrote	Achieved 30 - 100%	% Achieved at 30% and Above	Total Wrote	Achieved 30 - 100%	% Achieved at 30% and Above	Total Wrote	Achieved 30 - 100%	% Achieved at 30% and Above	Total Wrote	Achieved 30 - 100%	% Achieved at 30% and Above	Total Wrote	Achieved 30 - 100%	% Achieved at 30% and Above	Total Wrote	Achieved 30 - 100%	% Achieved at 30% and Above
					HARRY GWALA	IMPIYAMANDLA JS	5313104	2024	2	31	25	80.6	25	25	100.0	60	52	86.7				84	84	100.0				29	29	100.0	85	72	84.7	60	60	100.0	25
		5313104	2023	2	20	17	85.0	24	24	100.0	35	29	82.9				60	60	100.0				16	16	100.0	60	50	83.3	34	33	97.1	26	24	92.3	25	22	88.0
	IMPUNGA S	5313105	2024	2	16	6	37.5	32	32	100.0	58	48	82.8	22	14	63.6	127	124	97.6	35	25	71.4	76	65	85.5	31	28	90.3	91	73	80.2	31	24	77.4	32	14	43.8
		5313105	2023	2	17	7	41.2	34	34	100.0	59	49	83.1	34	26	76.5	113	113	100.0	20	20	100.0	62	60	96.8	34	33	97.1	78	66	84.6	34	20	58.8	34	28	82.4
	INDAWANA SS	5313409	2024	1	13	13	100.0				33	32	97.0	13	10	76.9	49	49	100.0	36	36	100.0	20	19	95.0	16	16	100.0	33	29	87.9	16	16	100.0	16	14	87.5
		5313409	2023	1	14	13	92.9				37	35	94.6	14	13	92.9	60	60	100.0	46	45	97.8	23	22	95.7	23	23	100.0	37	24	64.9	23	21	91.3	23	21	91.3
	XOPO H	5313106	2024	4	33	25	75.8				33	32	97.0				65	65	100.0	79	78	98.7	48	47	97.9	31	31	100.0	72	66	91.7	40	40	100.0	31	23	74.2
		5313106	2023	4	21	13	61.9				21	19	90.5				45	45	100.0	82	79	96.3	42	41	97.6	39	39	100.0	53	48	90.6	50	35	70.0	40	24	60.0
	XOPO VILLAGE INTERMEDIATE SCHOOL	5313130	2024	3	12	11	91.7	14	13	92.9	44	35	79.5	44	20	45.5	95	95	100.0	36	27	75.0	69	59	85.5	15	14	93.3	69	60	87.0	26	19	73.1	15	12	80.0
		5313130	2023	3	7	7	100.0	11	11	100.0	41	28	68.3	41	26	63.4	77	76	98.7	25	21	84.0	58	56	96.6	11	11	100.0	59	46	78.0	18	13	72.2	11	10	90.9
	JOZANA SS	5313410	2024	2				44	39	88.6							137	136	99.3	137	137	100.0	44	44	100.0	93	87	93.5	88	81	92.0	49	38	77.6	49	40	81.6
		5313410	2023	2				39	30	76.9							103	103	100.0	103	98	95.1	36	35	97.2	67	62	92.5	75	64	85.3	28	20	71.4	28	26	92.9
	KOKSTAD COLLEGE	5313203	2024	5	29	28	96.6				57	49	86.0							70	69	98.6	15	15	100.0	75	61	81.3	59	59	100.0	45	36	80.0	27	24	88.9
		5313203	2023	5	22	21	95.5				42	40	95.2							56	54	96.4	29	28	96.6	57	49	86.0	61	60	98.4	26	23	88.5	18	16	88.9
	KROMHOEK COMBINED	5313424	2024	1												35	35	100.0	35	34	97.1				35	31	88.6				35	22	62.9	35	18	51.4	
		5313424	2023	1												24	24	100.0	24	24	100.0				24	24	100.0				24	19	79.2	24	20	83.3	
	KWAMVIMBELA S	5313308	2024	2							21	20	95.2	7	7	100.0	21	21	100.0							21	20	95.2				21	7	33.3	14	13	92.9
		5313308	2023	2							26	26	100.0	12	7	58.3	26	26	100.0							26	17	65.4				26	7	26.9	14	7	50.0
	KWATHATHANI H	5313107	2024	2	16	11	68.8				21	16	76.2	21	20	95.2	53	53	100.0	32	25	78.1	37	37	100.0	32	24	75.0	40	32	80.0	13	5	38.5			
		5313107	2023	2	10	10	100.0				17	14	82.4	17	17	100.0	47	47	100.0	30	28	93.3	37	37	100.0	30	27	90.0	38	30	78.9	9	5	55.6			

Province Districts	Centre Name	Centre Number	Exam Date	Quintile	Accounting			Agricultural Sciences			Business Studies			Economics			English First Additional Language			Geography			History			Life Sciences			Mathematical Literacy			Mathematics			Physical Sciences		
					Total Wrote	Achieved 30 - 100%	% Achieved at 30% and Above	Total Wrote	Achieved 30 - 100%	% Achieved at 30% and Above	Total Wrote	Achieved 30 - 100%	% Achieved at 30% and Above	Total Wrote	Achieved 30 - 100%	% Achieved at 30% and Above	Total Wrote	Achieved 30 - 100%	% Achieved at 30% and Above	Total Wrote	Achieved 30 - 100%	% Achieved at 30% and Above	Total Wrote	Achieved 30 - 100%	% Achieved at 30% and Above	Total Wrote	Achieved 30 - 100%	% Achieved at 30% and Above	Total Wrote	Achieved 30 - 100%	% Achieved at 30% and Above	Total Wrote	Achieved 30 - 100%	% Achieved at 30% and Above	Total Wrote	Achieved 30 - 100%	% Achieved at 30% and Above
					HARRY GWALA	LADAM SS	5313411	2024	1	16	14	87.5	54	53	98.1	16	14	87.5	16	9	56.3	89	89	100.0	45	44	97.8	19	19	100.0	73	69	94.5	61	56	91.8	28
		5313411	2023	1	27	25	92.6	42	34	81.0	27	24	88.9	27	21	77.8	92	92	100.0	46	44	95.7	23	23	100.0	65	51	78.5	70	62	88.6	22	15	68.2	19	19	100.0
	LESHMAN S	5313309	2024	2				47	42	89.4							102	96	94.1	56	50	89.3	25	24	96.0	70	41	58.6	58	40	69.0	45	6	13.3	45	15	33.3
		5313309	2023	2				35	28	80.0							65	65	100.0	36	34	94.4	44	42	95.5	73	36	49.3	44	35	79.5	21	6	28.6	21	13	61.9
	LITTLE FLOWER S	5313108	2024	2	28	28	100.0				43	40	93.0	63	62	98.4	129	129	100.0	90	90	100.0	36	36	100.0	66	66	100.0	80	76	95.0	65	61	93.8	46	42	91.3
		5313108	2023	2	33	31	93.9				53	53	100.0	54	49	90.7	116	116	100.0	57	57	100.0	35	34	97.1	36	36	100.0	83	80	96.4	43	40	93.0	36	36	100.0
	LOURDES H	5313412	2024	1													30	30	100.0	30	30	100.0	30	30	100.0	30	30	100.0	30	30	100.0						
		5313412	2023	1													23	23	100.0	23	22	95.7	23	23	100.0	23	20	87.0	23	19	82.6						
	LUSIBALUKHULU H	5313109	2024	1	28	21	75.0	23	23	100.0	22	13	59.1	22	20	90.9	121	121	100.0	69	66	95.7	70	69	98.6	30	29	96.7	91	81	89.0	30	23	76.7	30	19	63.3
		5313109	2023	1	18	17	94.4	25	25	100.0	20	20	100.0	20	18	90.0	114	113	99.1	72	54	75.0	71	66	93.0	22	22	100.0	92	54	58.7	22	18	81.8	22	22	100.0
	LUSWAZI S	5313110	2024	1													59	59	100.0	59	58	98.3	52	52	100.0	59	41	69.5	52	49	94.2	7	6	85.7	7	6	85.7
		5313110	2023	1													34	34	100.0	34	30	88.2	28	28	100.0	33	16	48.5	28	24	85.7	6	6	100.0	6	6	100.0
	MABANDLA SS	5313413	2024	1	10	8	80.0	31	31	100.0	10	10	100.0	10	10	100.0	61	61	100.0	51	49	96.1	31	31	100.0	20	20	100.0	41	35	85.4	20	18	90.0	20	16	80.0
		5313413	2023	1	18	13	72.2	53	47	88.7	18	18	100.0	18	17	94.4	92	92	100.0	74	63	85.1	53	51	96.2	21	20	95.2	71	39	54.9	21	16	76.2	21	14	66.7
	MAHLAHLA S	5313311	2024	1										21	18	85.7	31	31	100.0	31	31	100.0				31	24	77.4	21	18	85.7	10	6	60.0	10	9	90.0
		5313311	2023	1										15	9	60.0	29	29	100.0	29	27	93.1				29	23	79.3	15	13	86.7	14	10	71.4	14	12	85.7
	MANDADLA H	5313312	2024	2	8	7	87.5				21	20	95.2	15	15	100.0	21	21	100.0				13	13	100.0				13	13	100.0	8	3	37.5	6	2	33.3
		5313312	2023	2	11	9	81.8				30	29	96.7	30	23	76.7	30	30	100.0				19	19	100.0				24	21	87.5	6	3	50.0			
	MANDLEZIZWE S	5313313	2024	2	1	1	100.0	8	8	100.0	21	21	100.0				57	57	100.0	49	49	100.0	38	38	100.0	36	33	91.7	39	38	97.4	18	17	94.4	18	17	94.4
		5313313	2023	2	3	3	100.0	13	12	92.3	30	30	100.0				76	76	100.0	63	63	100.0	60	60	100.0	46	43	93.5	61	57	93.4	15	12	80.0	13	13	100.0

Province Districts	Centre Name	Centre Number	Exam Date	Quintile	Accounting			Agricultural Sciences			Business Studies			Economics			English First Additional Language			Geography			History			Life Sciences			Mathematical Literacy			Mathematics			Physical Sciences		
					Total Wrote	Achieved 30 - 100%	% Achieved at 30% and Above	Total Wrote	Achieved 30 - 100%	% Achieved at 30% and Above	Total Wrote	Achieved 30 - 100%	% Achieved at 30% and Above	Total Wrote	Achieved 30 - 100%	% Achieved at 30% and Above	Total Wrote	Achieved 30 - 100%	% Achieved at 30% and Above	Total Wrote	Achieved 30 - 100%	% Achieved at 30% and Above	Total Wrote	Achieved 30 - 100%	% Achieved at 30% and Above	Total Wrote	Achieved 30 - 100%	% Achieved at 30% and Above	Total Wrote	Achieved 30 - 100%	% Achieved at 30% and Above	Total Wrote	Achieved 30 - 100%	% Achieved at 30% and Above	Total Wrote	Achieved 30 - 100%	% Achieved at 30% and Above
					HARRY GWALA	MARIATHAL COMBINED	5313111	2024	2	29	29	100.0				101	81	80.2	17	17	100.0	152	152	100.0	39	37	94.9	84	83	98.8	107	84	78.5	95	82	86.3	57
		5313111	2023	2	33	31	93.9				67	62	92.5	26	25	96.2	116	116	100.0	42	40	95.2	41	39	95.1	79	69	87.3	56	49	87.5	60	55	91.7	49	44	89.8
	MASAMENI S	5313112	2024	2	6	6	100.0	22	22	100.0	6	6	100.0	6	5	83.3	48	48	100.0	20	20	100.0	16	16	100.0	26	24	92.3	42	42	100.0	5	5	100.0	5	5	100.0
		5313112	2023	2	2	2	100.0	15	15	100.0	2	2	100.0	2	2	100.0	48	48	100.0	31	31	100.0	24	24	100.0	22	20	90.9	40	40	100.0	8	6	75.0	8	8	100.0
	MAVANGANA S	5313113	2024	2	6	4	66.7				12	9	75.0	12	6	50.0	12	12	100.0										9	4	44.4	3	1	33.3			
		5313113	2023	2	9	5	55.6				20	15	75.0	20	9	45.0	20	18	90.0									18	10	55.6	2	2	100.0				
	MDINGI H	5313314	2024	2	33	29	87.9	32	31	96.9	74	69	93.2	33	32	97.0	107	107	100.0	41	36	87.8	41	41	100.0	32	29	90.6	74	63	85.1	33	16	48.5	33	20	60.6
		5313314	2023	2	25	22	88.0	29	24	82.8	75	73	97.3	25	20	80.0	103	103	100.0	47	43	91.5	50	50	100.0	29	24	82.8	73	65	89.0	29	9	31.0	29	20	69.0
	MFULAMHLE COMBINED	5313425	2024	2				9	9	100.0	29	24	82.8				38	38	100.0	9	9	100.0	29	29	100.0	9	8	88.9	29	27	93.1	9	4	44.4			
		5313425	2023	2				19	17	89.5	36	17	47.2				54	53	98.1	25	15	60.0	36	34	94.4	19	17	89.5	36	18	50.0	19	5	26.3	11	7	63.6
	MOUNT CURRIE S	5313204	2024	4	24	13	54.2	19	18	94.7	51	50	98.0	24	18	75.0	36	36	100.0	72	70	97.2	49	46	93.9	75	59	78.7	78	72	92.3	37	35	94.6	31	29	93.5
		5313204	2023	4	19	8	42.1	9	9	100.0	41	25	61.0	18	10	55.6	36	36	100.0	99	87	87.9	72	64	88.9	86	46	53.5	73	57	78.1	54	26	48.1	37	24	64.9
	MQULELA JS	5313315	2024	2							6	6	100.0	6	6	100.0	6	6	100.0										6	6	100.0						
		5313315	2023	2							11	2	18.2	11	8	72.7	11	11	100.0										11	8	72.7						
	MSUDUKENI SS	5313414	2024	2	1	1	100.0	75	75	100.0	25	25	100.0	1	1	100.0	118	118	100.0	117	117	100.0	41	41	100.0	115	110	95.7	81	74	91.4	37	34	91.9	36	35	97.2
		5313414	2023	2				71	61	85.9	14	11	78.6				94	94	100.0	95	93	97.9	24	24	100.0	80	62	77.5	60	46	76.7	35	31	88.6	29	29	100.0
	MTHWANE SS	5313415	2024	2													102	102	100.0	70	43	61.4	69	65	94.2	33	22	66.7	69	43	62.3	33	26	78.8	33	25	75.8
		5313415	2023	2	9	6	66.7				9	8	88.9	9	9	100.0	76	76	100.0	67	52	77.6	51	51	100.0	16	14	87.5	51	36	70.6	25	13	52.0	16	12	75.0
	NCOMANI H	5313114	2024	2	16	15	93.8	40	39	97.5	83	63	75.9	22	20	90.9	153	153	100.0				90	86	95.6	38	35	92.1	120	94	78.3	30	25	83.3	19	14	73.7
		5313114	2023	2	13	11	84.6	21	20	95.2	48	36	75.0	13	11	84.6	105	105	100.0	25	21	84.0	70	69	98.6	22	21	95.5	78	55	70.5	27	26	96.3	16	15	93.8

Province Districts	Centre Name	Centre Number	Exam Date	Quintile	Accounting			Agricultural Sciences			Business Studies			Economics			English First Additional Language			Geography			History			Life Sciences			Mathematical Literacy			Mathematics			Physical Sciences																			
					Total Wrote	Achieved 30 - 100%	% Achieved at 30% and Above	Total Wrote	Achieved 30 - 100%	% Achieved at 30% and Above	Total Wrote	Achieved 30 - 100%	% Achieved at 30% and Above	Total Wrote	Achieved 30 - 100%	% Achieved at 30% and Above	Total Wrote	Achieved 30 - 100%	% Achieved at 30% and Above	Total Wrote	Achieved 30 - 100%	% Achieved at 30% and Above	Total Wrote	Achieved 30 - 100%	% Achieved at 30% and Above	Total Wrote	Achieved 30 - 100%	% Achieved at 30% and Above	Total Wrote	Achieved 30 - 100%	% Achieved at 30% and Above	Total Wrote	Achieved 30 - 100%	% Achieved at 30% and Above																				
					HARRY GWALA																																																	
NDABAKAZIBUZWA S	5313316	2024	1				18	9	50.0						18	18	100.0	18	18	100.0	18	18	100.0				18	16	88.9																									
	5313316	2023	1				16	9	56.3						16	15	93.8	16	12	75.0	16	15	93.8				16	12	75.0																									
NDABISEKHAYA H	5313317	2024	2												15	15	100.0	15	12	80.0	15	15	100.0	15	12	80.0	15	11	73.3																									
	5313317	2023	2												14	14	100.0	13	13	100.0	14	14	100.0	14	14	100.0	14	9	64.3																									
NDELA S	5313115	2024	2	17	17	100.0				83	77	92.8	51	37	72.5	83	83	100.0								32	25	78.1	51	49	96.1	32	17	53.1	25	18	72.0																	
	5313115	2023	2	21	18	85.7				78	76	97.4	41	38	92.7	78	78	100.0							37	26	70.3	41	40	97.6	37	12	32.4	25	16	64.0																		
NGONYAMA H	5313318	2024	2	14	11	78.6	16	12	75.0	31	28	90.3	30	28	93.3	31	31	100.0										23	21	91.3	7	6	85.7																					
	5313318	2023	2	21	20	95.2	14	13	92.9	35	34	97.1	32	32	100.0	35	35	100.0										27	25	92.6	8	7	87.5																					
NKOMOSE SECONDARY SCHOOL	5313128	2024	2	7	7	100.0				30	30	100.0	8	8	100.0	30	30	100.0					23	23	100.0				23	22	95.7	7	6	85.7																				
	5313128	2023	2	2	2	100.0				16	16	100.0	2	2	100.0	16	16	100.0	14	14	100.0	13	13	100.0				13	12	92.3	2	2	100.0																					
NOKWEJA S	5313116	2024	2	5	5	100.0	22	20	90.9	18	18	100.0	5	3	60.0	41	41	100.0	18	17	94.4	15	15	100.0	23	18	78.3	24	19	79.2	17	12	70.6	17	12	70.6																		
	5313116	2023	2	14	11	78.6	33	28	84.8	42	37	88.1	14	14	100.0	75	75	100.0	47	40	85.1	28	27	96.4	33	18	54.5	57	39	68.4	18	15	83.3	14	10	71.4																		
NOMPUMELELO SS	5313416	2024	1							47	46	97.9				59	59	100.0	59	58	98.3	47	47	100.0	12	12	100.0	47	44	93.6	12	8	66.7	12	8	66.7																		
	5313416	2023	1							59	59	100.0				81	81	100.0	81	77	95.1	57	57	100.0	24	23	95.8	59	58	98.3	22	13	59.1	22	18	81.8																		
NONKWENKWANA S	5313117	2024	2							22	17	77.3				24	24	100.0	25	14	56.0	27	26	96.3				23	20	87.0																								
	5313117	2023	2							18	18	100.0				22	22	100.0	18	18	100.0	21	21	100.0				23	21	91.3																								
NTABANE H	5313118	2024	2	37	34	91.9				103	73	70.9	69	56	81.2	114	111	97.4					32	32	100.0	13	9	69.2	62	60	96.8	41	13	31.7	11	7	63.6																	
	5313118	2023	2	21	20	95.2				63	53	84.1	42	33	78.6	82	82	100.0					22	22	100.0	18	17	94.4	38	38	100.0	33	13	39.4	18	17	94.4																	
NTABENDE S	5313319	2024	2				32	31	96.9							33	33	100.0					26	26	100.0	33	27	81.8	24	23	95.8	7	7	100.0	7	7	100.0	7	7	100.0														
	5313319	2023	2				40	39	97.5							40	40	100.0					29	29	100.0	40	36	90.0	29	29	100.0	11	11	100.0	11	11	100.0	11	9	81.8														



Province Districts	Centre Name	Centre Number	Exam Date	Quintile	Accounting			Agricultural Sciences			Business Studies			Economics			English First Additional Language			Geography			History			Life Sciences			Mathematical Literacy			Mathematics			Physical Sciences		
					Total Wrote	Achieved 30 - 100%	% Achieved at 30% and Above	Total Wrote	Achieved 30 - 100%	% Achieved at 30% and Above	Total Wrote	Achieved 30 - 100%	% Achieved at 30% and Above	Total Wrote	Achieved 30 - 100%	% Achieved at 30% and Above	Total Wrote	Achieved 30 - 100%	% Achieved at 30% and Above	Total Wrote	Achieved 30 - 100%	% Achieved at 30% and Above	Total Wrote	Achieved 30 - 100%	% Achieved at 30% and Above	Total Wrote	Achieved 30 - 100%	% Achieved at 30% and Above	Total Wrote	Achieved 30 - 100%	% Achieved at 30% and Above	Total Wrote	Achieved 30 - 100%	% Achieved at 30% and Above	Total Wrote	Achieved 30 - 100%	% Achieved at 30% and Above
					HARRY GWALA	NTWASAHLOBO S	5313320	2024	2											10	10	100.0	10	10	100.0	10	10	100.0	10	8	80.0				10	4	40.0
		5313320	2023	2											8	8	100.0	8	8	100.0	8	8	100.0	8	4	50.0				8	0	0.0					
	PHOLELA PUBLIC H	5313328	2024	3	25	11	44.0	34	34	100.0	25	25	100.0	25	23	92.0	176	174	98.9	52	47	90.4	113	103	91.2	90	79	87.8	137	120	87.6	39	33	84.6	38	36	94.7
		5313328	2023	3	30	25	83.3	32	31	96.9	30	29	96.7	30	17	56.7	130	130	100.0	38	38	100.0	63	62	98.4	75	69	92.0	91	90	98.9	39	23	59.0	37	33	89.2
	QULASHE COMBINED	5313321	2024	1				33	30	90.9							33	33	100.0	20	20	100.0				33	25	75.8	20	19	95.0	13	6	46.2	13	9	69.2
		5313321	2023	1				29	24	82.8							29	29	100.0	18	18	100.0				29	20	69.0	18	9	50.0	11	4	36.4	11	8	72.7
	RALPH HARDINGHAM S	5313329	2024	1	18	12	66.7	29	29	100.0	18	18	100.0	18	9	50.0	107	105	98.1	60	33	55.0	60	47	78.3	29	24	82.8	77	51	66.2	30	22	73.3	29	28	96.6
		5313329	2023	1	22	19	86.4	29	29	100.0	22	19	86.4	22	13	59.1	106	104	98.1	56	39	69.6	56	46	82.1	29	24	82.8	76	57	75.0	31	21	67.7	29	29	100.0
	RIETVLEI SS	5313417	2024	3	16	16	100.0	30	30	100.0	16	16	100.0	16	16	100.0	121	121	100.0	79	78	98.7	74	74	100.0	83	82	98.8	90	90	100.0	31	30	96.8	31	31	100.0
		5313417	2023	3	28	24	85.7	40	37	92.5	28	27	96.4	28	28	100.0	153	153	100.0	84	78	92.9	88	83	94.3	94	84	89.4	105	95	90.5	46	35	76.1	37	32	86.5
	SHAYAMOYA AREA S	5313211	2024	3	36	32	88.9				319	214	67.1	36	31	86.1	423	420	99.3	386	322	83.4	277	254	91.7	104	102	98.1	304	227	74.7	118	93	78.8	104	62	59.6
		5313211	2023	3	36	30	83.3				294	184	62.6	36	29	80.6	361	360	99.7	325	272	83.7	253	247	97.6	67	66	98.5	280	199	71.1	81	69	85.2	67	62	92.5
	SINEVUSO S	5313119	2024	2	27	27	100.0	2	2	100.0	100	62	62.0	28	12	42.9	126	126	100.0	29	29	100.0	76	72	94.7	29	26	89.7	102	73	71.6	25	21	84.0	23	11	47.8
		5313119	2023	2	19	16	84.2				66	49	74.2	20	10	50.0	92	91	98.9	25	25	100.0	48	48	100.0	29	29	100.0	64	41	64.1	26	22	84.6	25	20	80.0
	SINGISI COMP H	5313418	2024	2	12	11	91.7				12	12	100.0	12	11	91.7	47	47	100.0										12	11	91.7						
		5313418	2023	2	9	5	55.6				9	8	88.9	9	7	77.8	28	28	100.0										9	8	88.9						
	SIQHOZA S	5313323	2024	1				18	18	100.0							18	18	100.0	18	18	100.0				18	16	88.9	18	18	100.0						
		5313323	2023	1				20	20	100.0							20	20	100.0	20	20	100.0				20	20	100.0	20	20	100.0						
	SIZISIZWE S	5313120	2024	1	23	19	82.6				62	45	72.6	62	37	59.7	99	95	96.0							37	34	91.9	39	23	59.0	60	27	45.0	37	28	75.7
		5313120	2023	1	25	21	84.0				71	58	81.7	71	52	73.2	112	112	100.0							41	40	97.6	46	25	54.3	67	21	31.3	41	26	63.4

Province Districts	Centre Name	Centre Number	Exam Date	Quintile	Accounting			Agricultural Sciences			Business Studies			Economics			English First Additional Language			Geography			History			Life Sciences			Mathematical Literacy			Mathematics			Physical Sciences					
					Total Wrote	Achieved 30 - 100%	% Achieved at 30% and Above	Total Wrote	Achieved 30 - 100%	% Achieved at 30% and Above	Total Wrote	Achieved 30 - 100%	% Achieved at 30% and Above	Total Wrote	Achieved 30 - 100%	% Achieved at 30% and Above	Total Wrote	Achieved 30 - 100%	% Achieved at 30% and Above	Total Wrote	Achieved 30 - 100%	% Achieved at 30% and Above	Total Wrote	Achieved 30 - 100%	% Achieved at 30% and Above	Total Wrote	Achieved 30 - 100%	% Achieved at 30% and Above	Total Wrote	Achieved 30 - 100%	% Achieved at 30% and Above	Total Wrote	Achieved 30 - 100%	% Achieved at 30% and Above	Total Wrote	Achieved 30 - 100%	% Achieved at 30% and Above			
					HARRY GWALA	SKOFILL S	5313324	2024	1	20	19	95.0	20	20	100.0	20	20	100.0	20	19	95.0	81	81	100.0	41	34	82.9	41	40	97.6	61	43	70.5	58	51	87.9	20	18	90.0	20
		5313324	2023	1	21	21	100.0	11	11	100.0	21	21	100.0	21	16	76.2	55	55	100.0	23	20	87.0	23	23	100.0	34	23	67.6	41	33	80.5	14	12	85.7	11	11	100.0			
	SONYONGWANA H	5313325	2024	2	18	9	50.0	31	31	100.0	18	17	94.4	18	14	77.8	227	221	97.4	178	119	66.9	154	136	88.3	55	55	100.0	170	103	60.6	57	54	94.7	55	54	98.2			
		5313325	2023	2	11	9	81.8	5	5	100.0	11	11	100.0	11	7	63.6	92	92	100.0	76	70	92.1	60	60	100.0	21	20	95.2	69	57	82.6	23	20	87.0	21	20	95.2			
	ST MICHAELS	5313426	2024	1												59	59	100.0	59	57	96.6	44	43	97.7	59	29	49.2	44	36	81.8	15	13	86.7	15	7	46.7				
		5313426	2023	1	7	6	85.7				7	7	100.0	7	6	85.7	37	37	100.0	29	29	100.0	22	21	95.5	29	22	75.9	25	23	92.0	12	6	50.0	8	8	100.0			
	THELAMUVA H	5313121	2024	2	4	4	100.0	15	15	100.0	39	38	97.4	5	5	100.0	48	48	100.0				31	31	100.0	14	13	92.9	41	33	80.5	7	7	100.0	7	5	71.4			
		5313121	2023	2	7	6	85.7	16	16	100.0	40	32	80.0	7	7	100.0	56	56	100.0				34	34	100.0	16	15	93.8	41	32	78.0	15	15	100.0	15	11	73.3			
	THEMBALETHU SENIOR SECONDARY SCHOOL	5313212	2024	3	13	13	100.0				13	13	100.0	13	13	100.0	161	161	100.0	148	116	78.4	61	54	88.5	87	65	74.7	120	93	77.5	41	27	65.9	28	24	85.7			
		5313212	2023	3	19	18	94.7				19	18	94.7	19	18	94.7	180	178	98.9	161	126	78.3	70	62	88.6	91	63	69.2	110	66	60.0	70	31	44.3	51	35	68.6			
	THIBANE COMBINED	5313205	2024	1	2	2	100.0				2	2	100.0	2	2	100.0	2	2	100.0																					
		5313205	2023	1	5	5	100.0				5	5	100.0	5	4	80.0	5	5	100.0																					
	THUBALEMFUNDO JS	5313122	2024	99							36	31	86.1				53	53	100.0																					
		5313122	2023	99							35	31	88.6				45	45	100.0																					
	UKUTHULA S	5313123	2024	2							16	14	87.5	16	14	87.5	16	16	100.0																					
		5313123	2023	2							20	13	65.0				20	20	100.0	20	15	75.0																		
	VUMANI SECONDARY	5313427	2024	1				42	37	88.1	42	42	100.0				42	42	100.0	42	42	100.0																		
		5313427	2023	1				39	37	94.9	39	39	100.0				39	39	100.0	39	39	100.0																		
	WEBBSTOWN	5313127	2024	2							42	33	78.6				42	41	97.6																					
		5313127	2023	2							27	22	81.5				27	27	100.0																					

Province Districts	Centre Name	Centre Number	Exam Date	Quintile	Accounting			Agricultural Sciences			Business Studies			Economics			English First Additional Language			Geography			History			Life Sciences			Mathematical Literacy			Mathematics			Physical Sciences		
					Total Wrote	Achieved 30 - 100%	% Achieved at 30% and Above	Total Wrote	Achieved 30 - 100%	% Achieved at 30% and Above	Total Wrote	Achieved 30 - 100%	% Achieved at 30% and Above	Total Wrote	Achieved 30 - 100%	% Achieved at 30% and Above	Total Wrote	Achieved 30 - 100%	% Achieved at 30% and Above	Total Wrote	Achieved 30 - 100%	% Achieved at 30% and Above	Total Wrote	Achieved 30 - 100%	% Achieved at 30% and Above	Total Wrote	Achieved 30 - 100%	% Achieved at 30% and Above	Total Wrote	Achieved 30 - 100%	% Achieved at 30% and Above	Total Wrote	Achieved 30 - 100%	% Achieved at 30% and Above			
					HARRY GWALA	ZAMOKUHLE SS	5313419	2024	1	22	20	90.9	32	25	78.1	22	22	100.0	22	21	95.5	103	103	100.0	81	68	84.0	27	27	100.0	81	58	71.6	78	64	82.1	25
	5313419	2023	1	20		20	100.0	17	17	100.0	20	20	100.0	20	20	100.0	62	62	100.0	42	41	97.6	6	6	100.0	42	39	92.9	22	20	90.9	40	8	20.0	19	16	84.2
ZASHUKE H	5313327	2024	1								17	16	94.1				17	17	100.0	17	16	94.1				17	8	47.1	17	15	88.2						
	5313327	2023	1								22	22	100.0				22	22	100.0	22	22	100.0				22	18	81.8	22	21	95.5						
ZWELINZIMA SS	5313420	2024	2	28		24	85.7	67	67	100.0	28	23	82.1	28	26	92.9	205	205	100.0	110	101	91.8	110	108	98.2	93	66	71.0	126	105	83.3	79	54	68.4	67	46	68.7
	5313420	2023	2	31		26	83.9	32	32	100.0	20	20	100.0	31	31	100.0	159	158	99.4	96	83	86.5	96	94	97.9	66	51	77.3	108	78	72.2	51	36	70.6	43	38	88.4
ILEMBE	AM MOOLA S	5413301	2024	1										15	15	100.0	19	19	100.0	17	16	94.1				13	7	53.8	19	17	89.5						
		5413301	2023	1										9	9	100.0	19	19	100.0	19	15	78.9				16	5	31.3	13	12	92.3	6	5	83.3	6	6	100.0
	AMAPHUPHESIZWE S	5413201	2024	1	26	12	46.2				31	25	80.6	29	16	55.2	122	118	96.7	77	59	76.6	54	49	90.7	34	25	73.5	83	49	59.0	25	12	48.0	18	14	77.8
		5413201	2023	1	9	9	100.0				9	9	100.0	9	8	88.9	91	89	97.8	80	66	82.5	56	56	100.0	19	15	78.9	67	48	71.6	16	8	50.0	15	8	53.3
	AMATIGULU H	5413101	2024	3	15	9	60.0				27	25	92.6	36	36	100.0	60	60	100.0	44	33	75.0				31	28	90.3	30	25	83.3	27	6	22.2	22	13	59.1
		5413101	2023	3	9	5	55.6				14	13	92.9	15	15	100.0	32	32	100.0	22	22	100.0				17	17	100.0	14	11	78.6	17	9	52.9	16	16	100.0
	BANGUNI SS	5413102	2024	3	31	30	96.8	48	48	100.0	55	52	94.5	31	30	96.8	104	104	100.0							48	48	100.0	22	22	100.0	77	45	58.4	48	47	97.9
		5413102	2023	3	19	19	100.0	60	58	96.7	43	41	95.3	21	21	100.0	104	104	100.0							79	71	89.9	18	18	100.0	72	47	65.3	53	50	94.3
	CHIEF NGONYAMA S	5413302	2024	2	9	4	44.4				9	5	55.6				32	31	96.9	14	13	92.9				16	15	93.8	23	14	60.9	9	7	77.8	3	3	100.0
		5413302	2023	2	9	7	77.8				9	9	100.0				30	30	100.0	15	15	100.0				9	9	100.0	20	13	65.0	10	6	60.0	6	6	100.0
	DARNALL S	5413103	2024	4	8	4	50.0				12	9	75.0	8	5	62.5	41	41	100.0	47	38	80.9	22	22	100.0	29	23	79.3	42	35	83.3	17	9	52.9	13	8	61.5
		5413103	2023	4	10	10	100.0				10	10	100.0	10	10	100.0	34	34	100.0	51	43	84.3	18	18	100.0	33	23	69.7	40	31	77.5	20	7	35.0	10	6	60.0
DUMANE COMMERCIAL H	5413345	2024	1	10	8	80.0				10	10	100.0	10	10	100.0	10	10	100.0								10	10	100.0									
	5413345	2023	1	8	7	87.5				9	9	100.0	9	8	88.9	9	9	100.0									9	9	100.0								

Province Districts	Centre Name	Centre Number	Exam Date	Quintile	Accounting			Agricultural Sciences			Business Studies			Economics			English First Additional Language			Geography			History			Life Sciences			Mathematical Literacy			Mathematics			Physical Sciences			
					Total Wrote	Achieved 30 - 100%	% Achieved at 30% and Above	Total Wrote	Achieved 30 - 100%	% Achieved at 30% and Above	Total Wrote	Achieved 30 - 100%	% Achieved at 30% and Above	Total Wrote	Achieved 30 - 100%	% Achieved at 30% and Above	Total Wrote	Achieved 30 - 100%	% Achieved at 30% and Above	Total Wrote	Achieved 30 - 100%	% Achieved at 30% and Above	Total Wrote	Achieved 30 - 100%	% Achieved at 30% and Above	Total Wrote	Achieved 30 - 100%	% Achieved at 30% and Above	Total Wrote	Achieved 30 - 100%	% Achieved at 30% and Above	Total Wrote	Achieved 30 - 100%	% Achieved at 30% and Above				
					ILEMBE	ESIQHOQHWENI JS	5413202	2024	1	15	11	73.3				15	15	100.0	15	14	93.3	15	15	100.0											15	15	100.0	
5413202	2023	1	9	8			88.9				11	11	100.0	9	9	100.0	18	18	100.0											12	12	100.0						
EZITHABENI S	5413203	2024	1	21		13	61.9				50	38	76.0	21	16	76.2	85	85	100.0	64	55	85.9				85	55	64.7	29	22	75.9	56	20	35.7	35	25	71.4	
	5413203	2023	1	20		12	60.0				48	36	75.0	20	12	60.0	82	80	97.6	62	52	83.9				82	62	75.6	28	19	67.9	54	16	29.6	34	12	35.3	
GCINIMFUNDO S	5413303	2024	1														33	33	100.0	6	6	100.0	27	27	100.0	33	30	90.9	27	26	96.3	6	5	83.3	6	6	100.0	
	5413303	2023	1														43	43	100.0	7	5	71.4	36	36	100.0	43	24	55.8	36	26	72.2	7	2	28.6	7	2	28.6	
GIJIMANI S	5413305	2024	1	6		6	100.0				8	8	100.0	6	6	100.0	29	28	96.6				17	16	94.1	6	4	66.7	17	9	52.9	5	1	20.0				
	5413305	2023	1	4		4	100.0				6	6	100.0	5	5	100.0	29	29	100.0				23	19	82.6	15	8	53.3	13	11	84.6	4	1	25.0				
GLENHILLS S	5413104	2024	4	13		11	84.6				71	54	76.1							78	70	89.7	22	22	100.0	54	35	64.8	97	87	89.7	31	20	64.5	25	21	84.0	
	5413104	2023	4	27		22	81.5				78	58	74.4							85	72	84.7	52	48	92.3	53	40	75.5	118	103	87.3	44	26	59.1	26	21	80.8	
GROUTVILLE H	5413105	2024	3	9		9	100.0	35	35	100.0	60	60	100.0	60	51	85.0	398	398	100.0	250	230	92.0	197	191	97.0	200	179	89.5	300	277	92.3	94	63	67.0	83	58	69.9	
	5413105	2023	3	37		29	78.4	37	36	97.3	85	75	88.2	82	72	87.8	448	448	100.0	255	230	90.2	128	124	96.9	221	194	87.8	230	182	79.1	170	89	52.4	131	95	72.5	
GUZANA S	5413347	2024	3	12		7	58.3				39	21	53.8	13	7	53.8	60	59	98.3	25	23	92.0	4	4	100.0	27	14	51.9	37	36	97.3	6	4	66.7	6	6	100.0	
	5413347	2023	3	17		15	88.2				40	21	52.5	18	16	88.9	75	75	100.0	31	26	83.9	20	12	60.0	29	15	51.7	42	38	90.5	9	3	33.3	6	6	100.0	
HLANGABEZA H	5413204	2024	1	18		14	77.8				98	79	80.6	18	12	66.7	98	89	90.8				58	56	96.6	22	17	77.3	76	46	60.5	22	12	54.5	22	6	27.3	
	5413204	2023	1	19		14	73.7				71	53	74.6	19	17	89.5	71	67	94.4				30	30	100.0	22	13	59.1	48	31	64.6	23	6	26.1	22	17	77.3	
HLONIPHANI S	5413306	2024	2	12		8	66.7				23	17	73.9	10	10	100.0	47	47	100.0	35	34	97.1	26	26	100.0	24	18	75.0	34	32	94.1	13	10	76.9	11	9	81.8	
	5413306	2023	2	20		17	85.0				32	30	93.8	18	18	100.0	56	56	100.0	37	34	91.9	25	25	100.0	25	19	76.0	41	32	78.0	16	13	81.3	14	10	71.4	
HLONONO S	5413205	2024	1								20	14	70.0				24	23	95.8							20	7	35.0	20	19	95.0							
	5413205	2023	1								22	8	36.4				25	25	100.0							19	7	36.8	1	0	0.0	19	3	15.8				

Province Districts	Centre Name	Centre Number	Exam Date	Quintile	Accounting			Agricultural Sciences			Business Studies			Economics			English First Additional Language			Geography			History			Life Sciences			Mathematical Literacy			Mathematics			Physical Sciences		
					Total Wrote	Achieved 30 - 100%	% Achieved at 30% and Above	Total Wrote	Achieved 30 - 100%	% Achieved at 30% and Above	Total Wrote	Achieved 30 - 100%	% Achieved at 30% and Above	Total Wrote	Achieved 30 - 100%	% Achieved at 30% and Above	Total Wrote	Achieved 30 - 100%	% Achieved at 30% and Above	Total Wrote	Achieved 30 - 100%	% Achieved at 30% and Above	Total Wrote	Achieved 30 - 100%	% Achieved at 30% and Above	Total Wrote	Achieved 30 - 100%	% Achieved at 30% and Above	Total Wrote	Achieved 30 - 100%	% Achieved at 30% and Above	Total Wrote	Achieved 30 - 100%	% Achieved at 30% and Above	Total Wrote	Achieved 30 - 100%	% Achieved at 30% and Above
					ILEMBE	HULETT COMBINED	5413138	2024	99	13	13	100.0				13	13	100.0				27	27	100.0						14	14	100.0				27	9
		5413138	2023	99	12	12	100.0				12	12	100.0				21	21	100.0						9	9	100.0				21	12	57.1	9	9	100.0	
	IKHUSANA COMBINED	5413206	2024	1							18	15	83.3	8	5	62.5	34	34	100.0						26	19	73.1				34	13	38.2	15	14	93.3	
		5413206	2023	1				17	11	64.7	5	5	100.0				17	17	100.0						17	11	64.7				11	5	45.5	5	5	100.0	
	IMBUYISELO S	5413106	2024	3	30	23	76.7				50	48	96.0	30	26	86.7	67	67	100.0	36	36	100.0			17	17	100.0	47	43	91.5	20	16	80.0	17	14	82.4	
		5413106	2023	3	29	25	86.2				40	39	97.5	29	21	72.4	54	54	100.0	25	23	92.0			14	11	78.6	38	34	89.5	15	9	60.0	14	10	71.4	
	IMPOQABULUNGU S	5413107	2024	3							36	31	86.1	35	29	82.9	168	167	99.4	111	103	92.8			48	44	91.7	114	98	86.0	47	42	89.4	47	43	91.5	
		5413107	2023	3	10	6	60.0				39	32	82.1	38	28	73.7	162	162	100.0	99	92	92.9			50	44	88.0	100	87	87.0	51	37	72.5	49	41	83.7	
	INDUKWENTSHA S	5413307	2024	1	5	4	80.0				5	5	100.0	5	5	100.0	11	11	100.0	6	6	100.0			6	6	100.0	3	3	100.0	8	6	75.0	6	6	100.0	
		5413307	2023	1	3	3	100.0				12	12	100.0	4	4	100.0	18	18	100.0	6	6	100.0			5	5	100.0	3	3	100.0	6	5	83.3	4	4	100.0	
	INGOBAMAKHOSI S	5413108	2024	2							37	34	91.9	11	11	100.0	49	49	100.0	49	46	93.9			37	36	97.3	36	32	88.9	13	13	100.0	12	12	100.0	
		5413108	2023	2							32	27	84.4	14	12	85.7	48	48	100.0	47	42	89.4			30	28	93.3	30	23	76.7	15	15	100.0	14	14	100.0	
	INHLOKOZI H	5413207	2024	1	4	4	100.0				18	18	100.0	18	14	77.8	18	18	100.0						14	14	100.0				18	7	38.9				
		5413207	2023	1	5	5	100.0				19	19	100.0	19	19	100.0	19	19	100.0						14	13	92.9				19	9	47.4				
	INKONJANE S	5413208	2024	2	11	11	100.0				11	11	100.0	11	11	100.0	11	11	100.0									11	11	100.0							
		5413208	2023	2	7	7	100.0				7	7	100.0	7	7	100.0	7	7	100.0									7	7	100.0							
	INKOSI ALBERT LUTHULI S	5413139	2024	3	10	8	80.0				10	9	90.0	10	10	100.0	44	44	100.0	34	33	97.1	14	14	100.0	34	15	44.1	36	34	94.4	8	6	75.0	7	5	71.4
		5413139	2023	3	16	7	43.8				16	15	93.8	16	16	100.0	30	30	100.0	14	14	100.0	4	4	100.0	14	11	78.6	24	24	100.0	6	4	66.7	4	2	50.0
	ISIBANISEZWE S	5413209	2024	1	17	14	82.4				17	17	100.0	17	17	100.0	73	73	100.0	28	25	89.3	28	28	100.0	28	26	92.9	45	40	88.9	28	15	53.6	27	10	37.0
		5413209	2023	1	25	12	48.0				25	22	88.0	24	19	79.2	68	68	100.0	22	18	81.8	22	22	100.0	21	21	100.0	44	32	72.7	24	7	29.2	21	10	47.6

Province Districts	Centre Name	Centre Number	Exam Date	Quintile	Accounting			Agricultural Sciences			Business Studies			Economics			English First Additional Language			Geography			History			Life Sciences			Mathematical Literacy			Mathematics			Physical Sciences		
					Total Wrote	Achieved 30 - 100%	% Achieved at 30% and Above	Total Wrote	Achieved 30 - 100%	% Achieved at 30% and Above	Total Wrote	Achieved 30 - 100%	% Achieved at 30% and Above	Total Wrote	Achieved 30 - 100%	% Achieved at 30% and Above	Total Wrote	Achieved 30 - 100%	% Achieved at 30% and Above	Total Wrote	Achieved 30 - 100%	% Achieved at 30% and Above	Total Wrote	Achieved 30 - 100%	% Achieved at 30% and Above	Total Wrote	Achieved 30 - 100%	% Achieved at 30% and Above	Total Wrote	Achieved 30 - 100%	% Achieved at 30% and Above	Total Wrote	Achieved 30 - 100%	% Achieved at 30% and Above	Total Wrote	Achieved 30 - 100%	% Achieved at 30% and Above
					ILEMBE	ISIFISOSETHU SS	5413308	2024	1	4	3	75.0				4	4	100.0	4	4	100.0	36	36	100.0	32	32	100.0	32	32	100.0	32	23	71.9	24	24	100.0	12
		5413308	2023	1													24	24	100.0	24	24	100.0	24	23	95.8	24	15	62.5	20	19	95.0	4	4	100.0			
	ISINYABUSI H	5413109	2024	3				182	165	90.7	137	95	69.3	137	95	69.3	344	343	99.7				237	219	92.4	199	161	80.9	231	199	86.1	59	55	93.2	59	54	91.5
		5413109	2023	3				124	122	98.4	100	94	94.0	129	112	86.8	270	269	99.6				172	170	98.8	153	132	86.3	156	147	94.2	61	56	91.8	61	55	90.2
	JONASE H	5413210	2024	1												16	16	100.0				16	16	100.0	16	10	62.5	16	15	93.8							
		5413210	2023	1												17	17	100.0				17	17	100.0	17	15	88.2	17	15	88.2							
	KHANYISA S	5413309	2024	2	5	5	100.0				8	5	62.5	27	24	88.9	32	32	100.0				22	20	90.9	20	17	85.0	16	15	93.8	5	4	80.0	5	4	80.0
		5413309	2023	2										19	16	84.2	29	29	100.0				24	24	100.0	18	13	72.2	18	18	100.0	2	2	100.0	2	2	100.0
	KHETHIMFUNDO S	5413310	2024	2	15	9	60.0				26	25	96.2				47	47	100.0	44	36	81.8				23	22	95.7	19	19	100.0	21	21	100.0	19	3	15.8
		5413310	2023	2	11	11	100.0				21	20	95.2				54	54	100.0	13	13	100.0				30	30	100.0	31	31	100.0	13	11	84.6	11	11	100.0
	KRANSKOP H	5413211	2024	2	19	17	89.5	32	31	96.9	39	29	74.4	29	24	82.8	144	143	99.3	48	39	81.3	73	67	91.8	78	44	56.4	90	77	85.6	47	34	72.3	31	23	74.2
		5413211	2023	2	21	17	81.0	27	26	96.3	22	21	95.5	21	17	81.0	127	127	100.0	47	46	97.9	79	68	86.1	73	55	75.3	73	62	84.9	26	19	73.1	16	13	81.3
	KWANGOZA S	5413346	2024	1							14	14	100.0				17	17	100.0				17	16	94.1	17	11	64.7	14	9	64.3	3	3	100.0	3	0	0.0
		5413346	2023	1							18	17	94.4				27	27	100.0				27	26	96.3	27	21	77.8	18	10	55.6	9	5	55.6	9	2	22.2
	KWAVUSUMUZI H	5413110	2024	3	25	16	64.0	147	96	65.3	45	43	95.6	45	32	71.1	192	192	100.0	143	117	81.8	31	31	100.0	146	77	52.7	139	110	79.1	52	23	44.2	52	26	50.0
		5413110	2023	3	27	12	44.4	108	73	67.6	37	32	86.5	37	20	54.1	147	146	99.3	94	75	79.8	32	32	100.0	106	57	53.8	100	81	81.0	46	17	37.0	45	32	71.1
	LAMBOTHI HIGH SCHOOL	5413140	2024	2				30	30	100.0	59	57	96.6				122	122	100.0	93	78	83.9	93	87	93.5	64	48	75.0	93	78	83.9	30	30	100.0	30	21	70.0
		5413140	2023	2				25	25	100.0	78	60	76.9				166	165	99.4	130	112	86.2	138	127	92.0	73	65	89.0	132	97	73.5	25	25	100.0	24	21	87.5
	LETHITEMBAS	5413111	2024	2	8	7	87.5				8	8	100.0	8	8	100.0	8	8	100.0									8	8	100.0							
		5413111	2023	2	17	12	70.6				17	14	82.4	17	15	88.2	17	17	100.0									17	16	94.1							

Province Districts	Centre Name	Centre Number	Exam Date	Quintile	Accounting			Agricultural Sciences			Business Studies			Economics			English First Additional Language			Geography			History			Life Sciences			Mathematical Literacy			Mathematics			Physical Sciences		
					Total Wrote	Achieved 30 - 100%	% Achieved at 30% and Above	Total Wrote	Achieved 30 - 100%	% Achieved at 30% and Above	Total Wrote	Achieved 30 - 100%	% Achieved at 30% and Above	Total Wrote	Achieved 30 - 100%	% Achieved at 30% and Above	Total Wrote	Achieved 30 - 100%	% Achieved at 30% and Above	Total Wrote	Achieved 30 - 100%	% Achieved at 30% and Above	Total Wrote	Achieved 30 - 100%	% Achieved at 30% and Above	Total Wrote	Achieved 30 - 100%	% Achieved at 30% and Above	Total Wrote	Achieved 30 - 100%	% Achieved at 30% and Above	Total Wrote	Achieved 30 - 100%	% Achieved at 30% and Above			
					ILEMBE	LETHUXOLO S	5413212	2024	1											20	20	100.0				20	20	100.0	20	17	85.0	16	14	87.5	4	3	75.0
		5413212	2023	1											16	16	100.0				16	16	100.0	16	16	100.0	10	9	90.0	6	3	50.0					
	LIHLITHEMBA S	5413311	2024	3	9	9	100.0								100	100	100.0	9	8	88.9	16	14	87.5	23	19	82.6	33	24	72.7	34	22	64.7	34	12	35.3		
		5413311	2023	3	4	4	100.0								177	174	98.3	21	21	100.0	22	13	59.1	35	30	85.7	88	37	42.0	43	22	51.2	44	12	27.3		
	LUKHASA S	5413312	2024	2	19	19	100.0			53	50	94.3	27	25	92.6	66	66	100.0						34	33	97.1	24	24	100.0	32	32	100.0	23	23	100.0		
		5413312	2023	2	30	30	100.0			55	49	89.1	26	26	100.0	65	65	100.0						29	27	93.1	20	20	100.0	30	30	100.0	24	24	100.0		
	MABAYANA S	5413313	2024	2	12	12	100.0			46	32	69.6				131	130	99.2				73	70	95.9	12	12	100.0	119	65	54.6	12	10	83.3	12	11	91.7	
		5413313	2023	2	11	11	100.0			48	32	66.7				113	112	99.1				52	50	96.2	11	11	100.0	102	60	58.8	12	6	50.0	11	11	100.0	
	MACAPHUNA S	5413213	2024	1	0	0				9	8	88.9	9	9	100.0	9	9	100.0									9	9	100.0								
		5413213	2023	1	8	8	100.0			8	8	100.0	8	8	100.0	8	8	100.0								8	6	75.0									
	MADLANGA JS	5413112	2024	2	7	5	71.4			58	37	63.8				58	56	96.6						57	36	63.2				58	24	41.4	36	19	52.8		
		5413112	2023	2	6	6	100.0			51	51	100.0				51	51	100.0						39	39	100.0				32	31	96.9	21	21	100.0		
	MAGUDWINI JS	5413314	2024	1	7	5	71.4			7	7	100.0	7	7	100.0	19	19	100.0	12	12	100.0	12	11	91.7	12	8	66.7	12	12	100.0	7	5	71.4				
		5413314	2023	1											10	10	100.0	10	9	90.0	10	10	100.0	10	8	80.0				10	1	10.0					
	MAHLUBE S	5413315	2024	2	13	7	53.8			13	12	92.3	28	22	78.6	29	29	100.0						16	11	68.8				26	13	50.0	15	10	66.7		
		5413315	2023	2	12	10	83.3			12	12	100.0	23	19	82.6	24	24	100.0						12	11	91.7				17	16	94.1	12	11	91.7		
	MANABA S	5413316	2024	1	11	11	100.0			11	11	100.0				11	11	100.0						11	9	81.8				11	10	90.9					
		5413316	2023	1	8	8	100.0			8	8	100.0				8	8	100.0						8	8	100.0				8	6	75.0					
	MANDINI ACADEMY	5413113	2024	5	14	14	100.0			26	21	80.8				3	3	100.0	17	17	100.0			11	11	100.0	25	25	100.0	10	10	100.0	10	9	90.0		
		5413113	2023	5	19	19	100.0			29	29	100.0				4	4	100.0	30	30	100.0			19	19	100.0	23	23	100.0	21	18	85.7	12	10	83.3		



Province Districts	Centre Name	Centre Number	Exam Date	Quintile	Accounting			Agricultural Sciences			Business Studies			Economics			English First Additional Language			Geography			History			Life Sciences			Mathematical Literacy			Mathematics			Physical Sciences			
					Total Wrote	Achieved 30 - 100%	% Achieved at 30% and Above	Total Wrote	Achieved 30 - 100%	% Achieved at 30% and Above	Total Wrote	Achieved 30 - 100%	% Achieved at 30% and Above	Total Wrote	Achieved 30 - 100%	% Achieved at 30% and Above	Total Wrote	Achieved 30 - 100%	% Achieved at 30% and Above	Total Wrote	Achieved 30 - 100%	% Achieved at 30% and Above	Total Wrote	Achieved 30 - 100%	% Achieved at 30% and Above	Total Wrote	Achieved 30 - 100%	% Achieved at 30% and Above	Total Wrote	Achieved 30 - 100%	% Achieved at 30% and Above	Total Wrote	Achieved 30 - 100%	% Achieved at 30% and Above	Total Wrote	Achieved 30 - 100%	% Achieved at 30% and Above	
					ILEMBE	MANGCENGEZA JS	5413214	2024	1	11	8	72.7								11	11	100.0								11	10	90.9				11	7	63.6
		5413214	2023	1	19	12	63.2								19	19	100.0								19	12	63.2				19	8	42.1					
	MASHIYAMAHLE S	5413318	2024	2	11	11	100.0	37	37	100.0	37	37	100.0	11	11	100.0	206	204	99.0	32	31	96.9	133	123	92.5	73	70	95.9	159	119	74.8	48	35	72.9	37	28	75.7	
		5413318	2023	2	14	14	100.0	29	27	93.1	0	0		14	12	85.7	221	219	99.1	16	16	100.0	136	128	94.1	55	48	87.3	184	96	52.2	43	34	79.1	29	27	93.1	
	MASIWELA COMBINED	5413215	2024	2							11	11	100.0	11	11	100.0	11	11	100.0										11	11	100.0							
		5413215	2023	2							10	7	70.0	10	7	70.0	10	10	100.0										10	9	90.0							
	MATHUBESIZWE H	5413114	2024	3	16	16	100.0	144	129	89.6	88	82	93.2	29	26	89.7	254	254	100.0	55	48	87.3				114	93	81.6	192	162	84.4	62	27	43.5	48	40	83.3	
		5413114	2023	3	27	27	100.0	87	80	92.0	76	75	98.7	31	26	83.9	205	205	100.0	104	93	89.4				85	70	82.4	118	103	87.3	77	33	42.9	39	39	100.0	
	MBEKAMUZI COMBINED SCHOOL	5413141	2024	3	19	19	100.0				45	38	84.4	19	13	68.4	135	133	98.5	112	94	83.9	73	70	95.9	84	67	79.8	68	48	70.6	59	14	23.7	41	19	46.3	
		5413141	2023	3	17	16	94.1				52	47	90.4	17	14	82.4	144	144	100.0	117	76	65.0	85	82	96.5	80	65	81.3	88	50	56.8	51	10	19.6	33	13	39.4	
	MBHEKAPHANSI H	5413216	2024	1	34	28	82.4				88	86	97.7	34	22	64.7	88	88	100.0				54	54	100.0	54	16	29.6	71	63	88.7	17	5	29.4				
		5413216	2023	1	25	22	88.0				80	73	91.3	25	24	96.0	79	78	98.7				55	54	98.2	55	20	36.4	66	49	74.2	13	6	46.2				
	MBUYISELO H	5413115	2024	3	10	7	70.0				60	45	75.0				65	65	100.0							6	6	100.0	59	39	66.1	7	5	71.4	6	6	100.0	
		5413115	2023	3	6	3	50.0				20	15	75.0				28	28	100.0							8	7	87.5	20	15	75.0	8	4	50.0	8	8	100.0	
	MEHLOMLUNGU JS	5413217	2024	1	27	27	100.0	45	44	97.8	27	26	96.3	27	22	81.5	103	102	99.0	31	31	100.0	31	29	93.5	44	43	97.7	31	27	87.1	71	37	52.1	45	20	44.4	
		5413217	2023	1	39	37	94.9	43	43	100.0	39	38	97.4	39	38	97.4	117	116	99.1	35	28	80.0	35	34	97.1	43	43	100.0	35	29	82.9	81	44	54.3	43	32	74.4	
	MENYEZWAYO S	5413218	2024	1							22	22	100.0	22	19	86.4	22	22	100.0										22	21	95.5							
		5413218	2023	1							19	19	100.0	19	19	100.0	19	19	100.0										19	19	100.0							
	MGANDENI H	5413116	2024	2	22	16	72.7	0	0		22	20	90.9				58	58	100.0	36	33	91.7				36	19	52.8	42	35	83.3	16	11	68.8	12	6	50.0	
		5413116	2023	2	30	12	40.0				31	26	83.9				87	86	98.9	55	40	72.7				55	22	40.0	68	47	69.1	14	12	85.7	13	5	38.5	

Province Districts	Centre Name	Centre Number	Exam Date	Quintile	Accounting			Agricultural Sciences			Business Studies			Economics			English First Additional Language			Geography			History			Life Sciences			Mathematical Literacy			Mathematics			Physical Sciences		
					Total Wrote	Achieved 30 - 100%	% Achieved at 30% and Above	Total Wrote	Achieved 30 - 100%	% Achieved at 30% and Above	Total Wrote	Achieved 30 - 100%	% Achieved at 30% and Above	Total Wrote	Achieved 30 - 100%	% Achieved at 30% and Above	Total Wrote	Achieved 30 - 100%	% Achieved at 30% and Above	Total Wrote	Achieved 30 - 100%	% Achieved at 30% and Above	Total Wrote	Achieved 30 - 100%	% Achieved at 30% and Above	Total Wrote	Achieved 30 - 100%	% Achieved at 30% and Above	Total Wrote	Achieved 30 - 100%	% Achieved at 30% and Above	Total Wrote	Achieved 30 - 100%	% Achieved at 30% and Above			
					ILEMBE	MQUNGEBE S	5413219	2024	2	16	10	62.5				36	35	97.2	36	32	88.9	36	36	100.0	36	34	94.4				20	13	65.0	25	24	96.0	11
		5413219	2023	2	14	10	71.4				36	35	97.2	36	34	94.4	36	36	100.0	36	36	100.0				22	13	59.1	27	26	96.3	9	5	55.6			
	MSHIYANE H	5413319	2024	1													32	32	100.0				32	17	53.1	32	2	6.3	32	16	50.0						
		5413319	2023	1													29	29	100.0				29	29	100.0	29	28	96.6	29	29	100.0						
	MTHENGENI H	5413117	2024	3	23	15	65.2				74	58	78.4	23	19	82.6	175	172	98.3	102	84	82.4	18	17	94.4	34	27	79.4	119	79	66.4	56	17	30.4	33	21	63.6
		5413117	2023	3	9	9	100.0				37	37	100.0	9	9	100.0	81	81	100.0	44	43	97.7				21	19	90.5	51	44	86.3	30	9	30.0	21	16	76.2
	MZINGEZWI S	5413320	2024	1	45	9	20.0				48	36	75.0	47	34	72.3	83	80	96.4	35	28	80.0	12	8	66.7	29	18	62.1	54	33	61.1	26	13	50.0	19	12	63.2
		5413320	2023	1	33	10	30.3				34	26	76.5	33	9	27.3	73	73	100.0	40	21	52.5	27	13	48.1	39	15	38.5	52	32	61.5	17	5	29.4	13	10	76.9
	MZOBANZI JS	5413220	2024	3	42	23	54.8				43	43	100.0	43	33	76.7	43	43	100.0										43	38	88.4						
		5413220	2023	3	24	13	54.2				24	23	95.8	25	19	76.0	24	24	100.0										24	22	91.7						
	NDONDAKUSUKA SS	5413118	2024	3							17	17	100.0	17	17	100.0	31	31	100.0	14	14	100.0	20	20	100.0	14	10	71.4	20	14	70.0	11	6	54.5	11	9	81.8
		5413118	2023	3	5	3	60.0				7	7	100.0	7	6	85.7	32	32	100.0	25	25	100.0	13	13	100.0	25	21	84.0	14	13	92.9	18	9	50.0	14	13	92.9
	NDUKENDE S	5413221	2024	1	11	6	54.5				35	35	100.0	12	12	100.0	48	48	100.0							14	11	78.6	32	32	100.0	14	8	57.1	12	8	66.7
		5413221	2023	1	6	6	100.0				23	23	100.0	10	10	100.0	34	34	100.0							11	8	72.7	18	18	100.0	16	8	50.0	11	7	63.6
	NGCOLOSI S	5413222	2024	2	10	10	100.0	19	19	100.0	55	48	87.3	10	10	100.0	74	74	100.0				45	45	100.0	64	64	100.0	52	51	98.1	22	22	100.0	19	19	100.0
		5413222	2023	2	11	8	72.7	7	6	85.7	48	42	87.5	11	11	100.0	55	53	96.4				37	37	100.0	44	17	38.6	36	31	86.1	4	1	25.0	7	3	42.9
	NGCONGANGCONGA H	5413321	2024	1	6	6	100.0				28	26	92.9				42	42	100.0	28	25	89.3	23	21	91.3	14	12	85.7	24	15	62.5	16	8	50.0	4	4	100.0
		5413321	2023	1	10	10	100.0				23	23	100.0	8	5	62.5	30	30	100.0	17	15	88.2	18	18	100.0	6	6	100.0	11	11	100.0	4	2	50.0	2	2	100.0
	NGQOKWANE H	5413223	2024	1													23	23	100.0				23	23	100.0	23	18	78.3	20	19	95.0	3	0	0.0			
		5413223	2023	1													33	33	100.0				33	33	100.0	33	20	60.6	20	17	85.0	13	2	15.4			

Province Districts	Centre Name	Centre Number	Exam Date	Quintile	Accounting			Agricultural Sciences			Business Studies			Economics			English First Additional Language			Geography			History			Life Sciences			Mathematical Literacy			Mathematics			Physical Sciences					
					Total Wrote	Achieved 30 - 100%	% Achieved at 30% and Above	Total Wrote	Achieved 30 - 100%	% Achieved at 30% and Above	Total Wrote	Achieved 30 - 100%	% Achieved at 30% and Above	Total Wrote	Achieved 30 - 100%	% Achieved at 30% and Above	Total Wrote	Achieved 30 - 100%	% Achieved at 30% and Above	Total Wrote	Achieved 30 - 100%	% Achieved at 30% and Above	Total Wrote	Achieved 30 - 100%	% Achieved at 30% and Above	Total Wrote	Achieved 30 - 100%	% Achieved at 30% and Above	Total Wrote	Achieved 30 - 100%	% Achieved at 30% and Above	Total Wrote	Achieved 30 - 100%	% Achieved at 30% and Above	Total Wrote	Achieved 30 - 100%	% Achieved at 30% and Above			
					ILEMBE	NGUNGWINI S	5413322	2024	1	9	5	55.6				51	36	70.6				76	75	98.7	25	23	92.0	67	54	80.6	14	13	92.9	69	57	82.6	7	4	57.1	
		5413322	2023	1	14	6	42.9				28	28	100.0				60	60	100.0	32	31	96.9	46	46	100.0	15	13	86.7	54	46	85.2	6	6	100.0						
	NJUBANJUBA S	5413323	2024	2	6	6	100.0				8	8	100.0	44	44	100.0	70	70	100.0							14	14	100.0	42	36	85.7	23	21	91.3	10	9	90.0			
		5413323	2023	2	13	13	100.0				15	15	100.0	35	35	100.0	69	69	100.0							9	9	100.0	57	46	80.7	9	6	66.7	6	5	83.3			
	NKWENKWEZI S	5413119	2024	3	21	16	76.2	43	43	100.0	21	21	100.0	21	21	100.0	150	149	99.3							43	41	95.3	84	69	82.1	64	48	75.0	32	28	87.5			
		5413119	2023	3	15	13	86.7	43	34	79.1	15	15	100.0	15	14	93.3	164	162	98.8							44	38	86.4	107	65	60.7	59	36	61.0	29	27	93.1			
	NOMBIKA S	5413324	2024	3	22	17	77.3	16	14	87.5	65	55	84.6	19	18	94.7	154	154	100.0	65	61	93.8	14	14	100.0	22	22	100.0	89	73	82.0	47	36	76.6	24	18	75.0			
		5413324	2023	3	27	22	81.5	6	6	100.0	59	52	88.1	20	19	95.0	145	145	100.0	74	64	86.5	39	39	100.0	29	28	96.6	98	82	83.7	47	39	83.0	34	30	88.2			
	NONHLEVU S	5413120	2024	3	30	19	63.3				102	51	50.0	32	24	75.0	270	266	98.5	109	73	67.0	115	103	89.6	89	38	42.7	251	135	53.8	17	12	70.6	15	10	66.7			
		5413120	2023	3	41	24	58.5				92	53	57.6	24	19	79.2	257	253	98.4	99	68	68.7	171	146	85.4	91	41	45.1	215	112	52.1	40	13	32.5	34	14	41.2			
	NQAKATHELA S	5413325	2024	2							19	17	89.5	13	13	100.0	72	72	100.0	40	40	100.0	13	12	92.3	45	38	84.4	51	44	86.3	21	21	100.0	20	20	100.0			
		5413325	2023	2	9	4	44.4				15	14	93.3	12	8	66.7	56	56	100.0	24	22	91.7	15	14	93.3	26	23	88.5	46	41	89.1	10	10	100.0	8	8	100.0			
	NTABINAMAFUTHA S	5413326	2024	2							21	21	100.0				21	21	100.0							21	19	90.5												
		5413326	2023	2							13	13	100.0				14	14	100.0							14	13	92.9												
	OUR LADY OF THE ROSARY S	5413328	2024	2	18	17	94.4	44	42	95.5	27	27	100.0	27	25	92.6	94	94	100.0	27	26	96.3	51	51	100.0	44	39	88.6	59	58	98.3	25	21	84.0	16	15	93.8			
		5413328	2023	2	18	16	88.9	44	43	97.7	31	30	96.8	31	31	100.0	95	95	100.0	31	29	93.5	37	36	97.3	39	32	82.1	52	49	94.2	37	34	91.9	27	25	92.6			
	PHAKATHWAYO JS	5413225	2024	1	9	8	88.9	38	27	71.1	39	35	89.7	10	9	90.0	51	50	98.0							39	22	56.4	32	29	90.6	17	12	70.6	10	6	60.0			
		5413225	2023	1	5	3	60.0	28	24	85.7	29	25	86.2	5	5	100.0	39	39	100.0							29	19	65.5	15	15	100.0	19	12	63.2	7	4	57.1			
	PHEZUKOMKHONO H	5413226	2024	1	24	18	75.0				42	35	83.3	24	24	100.0	61	61	100.0							37	37	100.0	37	37	97.4	23	14	60.9	19	7	36.8			
		5413226	2023	1	33	16	48.5				66	52	78.8	33	27	81.8	84	84	100.0							51	51	100.0	51	26	51.0	64	51	79.7	20	8	40.0	18	8	44.4

Province Districts	Centre Name	Centre Number	Exam Date	Quintile	Accounting			Agricultural Sciences			Business Studies			Economics			English First Additional Language			Geography			History			Life Sciences			Mathematical Literacy			Mathematics			Physical Sciences				
					Total Wrote	Achieved 30 - 100%	% Achieved at 30% and Above	Total Wrote	Achieved 30 - 100%	% Achieved at 30% and Above	Total Wrote	Achieved 30 - 100%	% Achieved at 30% and Above	Total Wrote	Achieved 30 - 100%	% Achieved at 30% and Above	Total Wrote	Achieved 30 - 100%	% Achieved at 30% and Above	Total Wrote	Achieved 30 - 100%	% Achieved at 30% and Above	Total Wrote	Achieved 30 - 100%	% Achieved at 30% and Above	Total Wrote	Achieved 30 - 100%	% Achieved at 30% and Above	Total Wrote	Achieved 30 - 100%	% Achieved at 30% and Above	Total Wrote	Achieved 30 - 100%	% Achieved at 30% and Above	Total Wrote	Achieved 30 - 100%	% Achieved at 30% and Above		
					ILEMBE	PHUZULWAZI S	5413329	2024	1	20	19	95.0				21	19	90.5				21	21	100.0						21	20	95.2	21	21	100.0				
	5413329	2023	1	11		11	100.0				14	12	85.7				14	14	100.0						12	11	91.7	14	13	92.9									
QALAKAHLE H	5413330	2024	2	7		6	85.7				7	7	100.0	7	7	100.0	100	99	99.0	7	7	100.0	86	83	96.5	7	7	100.0	92	62	67.4	8	7	87.5	7	7	100.0		
	5413330	2023	2	10		10	100.0				10	10	100.0	10	4	40.0	80	80	100.0	7	6	85.7	62	61	98.4	7	7	100.0	72	49	68.1	7	3	42.9	6	4	66.7		
QINISANI H	5413331	2024	2	17		17	100.0				22	22	100.0	21	20	95.2	205	204	99.5				84	76	90.5	58	58	100.0	121	107	88.4	69	66	95.7	56	56	100.0		
	5413331	2023	2	19		18	94.7				32	29	90.6	24	22	91.7	249	246	98.8				115	87	75.7	80	80	100.0	123	104	84.6	90	86	95.6	70	70	100.0		
QOQULWAZI S	5413121	2024	2	18		18	100.0				32	32	100.0	20	20	100.0	56	55	98.2	35	35	100.0				31	28	90.3	28	28	100.0	15	9	60.0	16	16	100.0		
	5413121	2023	2	14		14	100.0				22	22	100.0	15	14	93.3	43	43	100.0	27	27	100.0				26	26	100.0	17	17	100.0	22	13	59.1	17	17	100.0		
QWABE S	5413227	2024	1	9		6	66.7				22	14	63.6				84	84	100.0	74	66	89.2				59	21	35.6	61	46	75.4	16	7	43.8	16	9	56.3		
	5413227	2023	1								31	29	93.5				66	65	98.5	65	58	89.2				10	7	70.0	51	49	96.1	9	5	55.6	10	8	80.0		
SABUYAZE H	5413228	2024	1	23		7	30.4				21	19	90.5	21	16	76.2	91	91	100.0	69	54	78.3	44	42	95.5	26	25	96.2	62	53	85.5	29	22	75.9	24	14	58.3		
	5413228	2023	1	6		3	50.0				66	28	42.4				101	100	99.0	69	50	72.5	66	52	78.8	67	49	73.1	66	40	60.6	34	17	50.0	28	19	67.9		
SAKHISIZWE H	5413229	2024	1								49	39	79.6				99	99	100.0	14	13	92.9	36	33	91.7	14	14	100.0	85	44	51.8	14	14	100.0	14	11	78.6		
	5413229	2023	1								31	21	67.7				90	90	100.0	19	17	89.5	39	35	89.7	19	17	89.5	71	29	40.8	19	17	89.5	19	17	89.5		
SHAKASKRAAL S	5413122	2024	4								36	32	88.9				18	18	100.0	68	67	98.5	11	11	100.0	34	29	85.3	54	51	94.4	19	11	57.9	17	13	76.5		
	5413122	2023	4								35	27	77.1				15	15	100.0	71	65	91.5	21	21	100.0	30	27	90.0	54	49	90.7	24	14	58.3	20	14	70.0		
SHEKEMBULA H	5413123	2024	3	24		19	79.2	16	15	93.8	43	43	100.0	24	13	54.2	65	65	100.0	19	18	94.7	5	5	100.0	22	18	81.8	48	38	79.2	17	6	35.3	17	7	41.2		
	5413123	2023	3	23		12	52.2	44	37	84.1	43	43	100.0	23	17	73.9	89	87	97.8	20	19	95.0	21	21	100.0	46	32	69.6	68	45	66.2	21	16	76.2	25	20	80.0		
SIKHONJWA SS	5413230	2023	1								9	9	100.0	9	9	100.0	9	9	100.0																9	7	77.8		
SIKHUTHELE H	5413124	2024	2								42	32	76.2	28	27	96.4	45	45	100.0	45	33	73.3	45	43	95.6	17	9	52.9	45	38	84.4								
	5413124	2023	2								7	7	100.0	24	13	54.2	40	40	100.0	37	33	89.2	29	29	100.0	10	9	90.0	40	36	90.0								

Province Districts	Centre Name	Centre Number	Exam Date	Quintile	Accounting			Agricultural Sciences			Business Studies			Economics			English First Additional Language			Geography			History			Life Sciences			Mathematical Literacy			Mathematics			Physical Sciences					
					Total Wrote	Achieved 30 - 100%	% Achieved at 30% and Above	Total Wrote	Achieved 30 - 100%	% Achieved at 30% and Above	Total Wrote	Achieved 30 - 100%	% Achieved at 30% and Above	Total Wrote	Achieved 30 - 100%	% Achieved at 30% and Above	Total Wrote	Achieved 30 - 100%	% Achieved at 30% and Above	Total Wrote	Achieved 30 - 100%	% Achieved at 30% and Above	Total Wrote	Achieved 30 - 100%	% Achieved at 30% and Above	Total Wrote	Achieved 30 - 100%	% Achieved at 30% and Above	Total Wrote	Achieved 30 - 100%	% Achieved at 30% and Above	Total Wrote	Achieved 30 - 100%	% Achieved at 30% and Above	Total Wrote	Achieved 30 - 100%	% Achieved at 30% and Above			
					ILEMBE	SIMUNYE S	5413333	2024	2							30	30	100.0				39	39	100.0							9	9	100.0	30	29	96.7	9	7	77.8	9
		5413333	2023	2							25	25	100.0				31	31	100.0							10	10	100.0	23	21	91.3	4	3	75.0	5	4	80.0			
	SINENHLANHLA S	5413231	2024	1	15	12	80.0	27	23	85.2	18	12	66.7	16	15	93.8	139	136	97.8				58	53	91.4	27	11	40.7	61	44	72.1	32	8	25.0	21	7	33.3			
		5413231	2023	1	16	16	100.0	15	15	100.0	18	18	100.0	18	16	88.9	117	116	99.1				46	45	97.8	15	11	73.3	64	40	62.5	18	8	44.4	11	10	90.9			
	SIPHIWE S	5413125	2024	1	8	8	100.0				8	8	100.0	8	7	87.5	8	8	100.0																8	1	12.5			
		5413125	2023	1	8	8	100.0				11	10	90.9	11	9	81.8	11	11	100.0																11	1	9.1			
	SIPINHLANHLA H	5413232	2024	1	23	21	91.3				23	21	91.3	23	21	91.3	23	23	100.0																23	5	21.7			
		5413232	2023	1	13	11	84.6				13	12	92.3	13	11	84.6	13	13	100.0																13	2	15.4			
	SISEBENZILE S	5413334	2024	3	33	26	78.8				19	19	100.0	19	18	94.7	112	112	100.0	62	56	90.3	62	61	98.4	93	67	72.0	80	78	97.5	32	20	62.5	31	21	67.7			
		5413334	2023	3	38	27	71.1				15	13	86.7	15	11	73.3	119	117	98.3	64	47	73.4	64	56	87.5	104	67	64.4	78	65	83.3	41	30	73.2	40	36	90.0			
	SIYAPHUMULA S	5413335	2024	2	5	5	100.0				31	24	77.4	5	5	100.0	68	68	100.0	16	16	100.0	27	27	100.0	10	10	100.0	55	40	72.7	13	12	92.3	10	10	100.0			
		5413335	2023	2	5	4	80.0				26	19	73.1	5	3	60.0	69	68	98.6	17	17	100.0	37	37	100.0	6	6	100.0	61	47	77.0	8	5	62.5	6	6	100.0			
	SOMSHOKO S	5413126	2024	3							131	100	76.3				132	130	98.5				96	75	78.1	46	43	93.5	99	78	78.8	31	22	71.0	31	24	77.4			
		5413126	2023	3							97	77	79.4				98	98	100.0				81	72	88.9	45	34	75.6	81	69	85.2	16	14	87.5	16	14	87.5			
	SOTOBHE H	5413337	2024	2	13	11	84.6	18	15	83.3	14	13	92.9	13	12	92.3	32	30	93.8							18	9	50.0	14	12	85.7	18	10	55.6	18	8	44.4			
		5413337	2023	2	16	11	68.8	14	14	100.0	17	17	100.0	16	13	81.3	31	31	100.0							14	14	100.0	16	14	87.5	14	9	64.3	14	14	100.0			
	STANGER H	5413127	2024	4	20	19	95.0				79	73	92.4							86	81	94.2	33	33	100.0	89	73	82.0	89	86	96.6	49	39	79.6	30	29	96.7			
		5413127	2023	4	18	13	72.2				79	73	92.4							71	63	88.7	34	34	100.0	80	65	81.3	64	54	84.4	57	33	57.9	21	18	85.7			
	STANGER MANOR S	5413129	2024	5	49	41	83.7				75	66	88.0							123	122	99.2	16	16	100.0	124	115	92.7	83	80	96.4	97	82	84.5	79	70	88.6			
		5413129	2023	5	41	28	68.3				76	59	77.6							122	119	97.5	25	25	100.0	152	134	88.2	64	58	90.6	141	96	68.1	101	78	77.2			

Province Districts	Centre Name	Centre Number	Exam Date	Quintile	Accounting			Agricultural Sciences			Business Studies			Economics			English First Additional Language			Geography			History			Life Sciences			Mathematical Literacy			Mathematics			Physical Sciences					
					Total Wrote	Achieved 30 - 100%	% Achieved at 30% and Above	Total Wrote	Achieved 30 - 100%	% Achieved at 30% and Above	Total Wrote	Achieved 30 - 100%	% Achieved at 30% and Above	Total Wrote	Achieved 30 - 100%	% Achieved at 30% and Above	Total Wrote	Achieved 30 - 100%	% Achieved at 30% and Above	Total Wrote	Achieved 30 - 100%	% Achieved at 30% and Above	Total Wrote	Achieved 30 - 100%	% Achieved at 30% and Above	Total Wrote	Achieved 30 - 100%	% Achieved at 30% and Above	Total Wrote	Achieved 30 - 100%	% Achieved at 30% and Above	Total Wrote	Achieved 30 - 100%	% Achieved at 30% and Above	Total Wrote	Achieved 30 - 100%	% Achieved at 30% and Above			
					ILEMBE	STANGER ML SULTAN S	5413128	2024	4	9	9	100.0				55	53	96.4	10	8	80.0	152	152	100.0	46	46	100.0	24	24	100.0	46	45	97.8	65	51	78.5	32	21	65.6	23
		5413128	2023	4	9	8	88.9				78	53	67.9	10	9	90.0	194	189	97.4	45	45	100.0	59	52	88.1	22	22	100.0	84	60	71.4	30	19	63.3	22	22	100.0			
	STANGER S	5413130	2024	4	29	22	75.9				125	108	86.4	29	16	55.2				86	76	88.4				79	78	98.7	103	89	86.4	55	35	63.6	36	30	83.3			
		5413130	2023	4	22	18	81.8				93	63	67.7	22	16	72.7				59	53	89.8				53	46	86.8	90	80	88.9	38	27	71.1	35	29	82.9			
	STANGER SOUTH S	5413131	2024	4	12	12	100.0				30	30	100.0	12	11	91.7	88	88	100.0	76	72	94.7	35	35	100.0	58	55	94.8	52	48	92.3	36	31	86.1	34	30	88.2			
		5413131	2023	4	23	21	91.3				64	57	89.1	23	22	95.7	137	137	100.0	115	97	84.3	67	67	100.0	73	48	65.8	88	78	88.6	49	35	71.4	35	25	71.4			
	THANDAYIPHI JS	5413233	2024	1	10	10	100.0				19	16	84.2	16	16	100.0	20	20	100.0																					
		5413233	2023	1	11	3	27.3				13	13	100.0	16	16	100.0	18	18	100.0																					
	THEO HLANATHI S	5413234	2024	1							14	7	50.0	11	9	81.8	14	14	100.0							10	8	80.0	10	10	100.0									
		5413234	2023	1							14	12	85.7	10	9	90.0	14	14	100.0							8	6	75.0	10	10	100.0									
	THUKELA S	5413137	2024	3	14	10	71.4	17	17	100.0	70	51	72.9	14	12	85.7	146	146	100.0	73	69	94.5				32	28	87.5	106	77	72.6	32	22	68.8	32	20	62.5			
		5413137	2023	3	15	4	26.7	21	21	100.0	83	53	63.9	18	13	72.2	173	173	100.0	87	73	83.9				31	27	87.1	119	102	85.7	28	22	78.6	28	19	67.9			
	TSHANA H	5413132	2024	3	5	5	100.0				35	30	85.7	36	25	69.4	122	122	100.0	86	77	89.5				86	51	59.3	76	67	88.2	45	38	84.4	40	27	67.5			
		5413132	2023	3	6	3	50.0				37	34	91.9	37	32	86.5	184	182	98.9	143	119	83.2				129	93	72.1	103	92	89.3	64	44	68.8	62	43	69.4			
	TSHELENKOSI S	5413133	2024	4	8	3	37.5				80	77	96.3	8	8	100.0	164	163	99.4	81	64	79.0	96	94	97.9	32	23	71.9	127	105	82.7	38	15	39.5	36	16	44.4			
		5413133	2023	4	15	10	66.7				94	72	76.6	16	14	87.5	200	199	99.5	72	63	87.5	92	92	100.0	34	27	79.4	132	95	72.0	42	30	71.4	39	29	74.4			
	TSHUTSHUTSHU S	5413235	2024	1	22	20	90.9				22	22	100.0	22	17	77.3	92	91	98.9	71	54	76.1	49	43	87.8	22	21	95.5	64	57	89.1	29	23	79.3	22	12	54.5			
		5413235	2023	1	26	26	100.0				26	25	96.2	26	23	88.5	84	84	100.0	58	40	69.0	36	35	97.2	22	21	95.5	57	43	75.4	27	21	77.8	22	15	68.2			
	TUGELA S	5413134	2024	3	59	47	79.7	43	36	83.7	31	30	96.8	31	28	90.3	184	184	100.0	106	97	91.5	68	61	89.7	110	100	90.9	88	79	89.8	160	66	41.3	149	120	80.5			
		5413134	2023	3	46	43	93.5	24	24	100.0	32	31	96.9	32	28	87.5	106	106	100.0	96	81	84.4	45	41	91.1	88	84	95.5	45	31	68.9	141	59	41.8	109	82	75.2			

Province Districts	Centre Name	Centre Number	Exam Date	Quintile	Accounting			Agricultural Sciences			Business Studies			Economics			English First Additional Language			Geography			History			Life Sciences			Mathematical Literacy			Mathematics			Physical Sciences			
					Total Wrote	Achieved 30 - 100%	% Achieved at 30% and Above	Total Wrote	Achieved 30 - 100%	% Achieved at 30% and Above	Total Wrote	Achieved 30 - 100%	% Achieved at 30% and Above	Total Wrote	Achieved 30 - 100%	% Achieved at 30% and Above	Total Wrote	Achieved 30 - 100%	% Achieved at 30% and Above	Total Wrote	Achieved 30 - 100%	% Achieved at 30% and Above	Total Wrote	Achieved 30 - 100%	% Achieved at 30% and Above	Total Wrote	Achieved 30 - 100%	% Achieved at 30% and Above	Total Wrote	Achieved 30 - 100%	% Achieved at 30% and Above	Total Wrote	Achieved 30 - 100%	% Achieved at 30% and Above				
					IILEMBE	UBUHLEBESIZWE JS	5413338	2024	1	26	19	73.1				26	22	84.6	26	21	80.8	96	94	97.9	60	57	95.0	35	33	94.3	45	34	75.6	61	54	88.5	35	26
		5413338	2023	1	31	22	71.0				31	19	61.3	31	8	25.8	98	97	99.0	62	55	88.7	37	36	97.3	54	36	66.7	67	55	82.1	31	27	87.1	30	26	86.7	
	UDUMO H	5413135	2024	3	19	17	89.5				73	53	72.6	29	17	58.6	177	177	100.0	147	135	91.8	99	96	97.0	104	87	83.7	110	106	96.4	66	54	81.8	59	40	67.8	
		5413135	2023	3	13	12	92.3				55	46	83.6	22	14	63.6	90	90	100.0	63	55	87.3	42	38	90.5	34	29	85.3	47	44	93.6	32	21	65.6	30	18	60.0	
	UKUKHANYAKWEZWE JS	5413237	2024	1	7	7	100.0				66	54	81.8	31	23	74.2	69	69	100.0						47	34	72.3	32	31	96.9	37	27	73.0	28	15	53.6		
		5413237	2023	1	8	6	75.0				57	50	87.7	33	24	72.7	60	60	100.0						33	26	78.8	33	31	93.9	27	13	48.1	21	7	33.3		
	UKUZAMAKWETHU S	5413339	2024	2	12	12	100.0				22	22	100.0				23	23	100.0						22	22	100.0				23	13	56.5	11	11	100.0		
		5413339	2023	2	5	5	100.0				11	11	100.0				11	11	100.0						10	9	90.0				11	7	63.6	6	6	100.0		
	UMZWANGEDWA H	5413238	2024	1	3	0	0.0				15	5	33.3	3	2	66.7	15	14	93.3				8	8	100.0	12	1	8.3	9	5	55.6	6	0	0.0	4	0	0.0	
		5413238	2023	1	5	2	40.0				27	24	88.9	7	4	57.1	27	20	74.1				8	6	75.0	13	7	53.8	8	3	37.5	11	0	0.0	7	5	71.4	
	UYIKHULU S	5413340	2024	1							40	40	100.0	40	33	82.5	40	40	100.0											40	39	97.5						
		5413340	2023	1							26	26	100.0	26	26	100.0	26	26	100.0										26	25	96.2							
	VELANGEZWI H	5413239	2024	1	15	12	80.0				16	12	75.0	16	13	81.3	67	65	97.0	53	44	83.0	29	27	93.1	23	18	78.3	44	31	70.5	24	13	54.2	23	7	30.4	
		5413239	2023	1	15	12	80.0				18	10	55.6	18	10	55.6	87	85	97.7	67	34	50.7	44	27	61.4	24	12	50.0	58	26	44.8	19	13	68.4	19	6	31.6	
	VUKILE H	5413240	2024	2	34	27	79.4				46	39	84.8	46	42	91.3	248	246	99.2	202	144	71.3	144	120	83.3	202	114	56.4	171	127	74.3	78	34	43.6	58	32	55.2	
		5413240	2023	2	36	31	86.1				43	30	69.8	43	31	72.1	231	231	100.0	189	156	82.5	127	120	94.5	189	131	69.3	154	122	79.2	78	48	61.5	61	47	77.0	
	WOSIYANE S	5413342	2024	1	11	8	72.7									14	14	100.0							14	14	100.0				8	3	37.5	11	7	63.6		
		5413342	2023	1	9	3	33.3									9	9	100.0							9	6	66.7				6	4	66.7	6	5	83.3		



Province Districts	Centre Name	Centre Number	Exam Date	Quintile	Accounting			Agricultural Sciences			Business Studies			Economics			English First Additional Language			Geography			History			Life Sciences			Mathematical Literacy			Mathematics			Physical Sciences					
					Total Wrote	Achieved 30 - 100%	% Achieved at 30% and Above	Total Wrote	Achieved 30 - 100%	% Achieved at 30% and Above	Total Wrote	Achieved 30 - 100%	% Achieved at 30% and Above	Total Wrote	Achieved 30 - 100%	% Achieved at 30% and Above	Total Wrote	Achieved 30 - 100%	% Achieved at 30% and Above	Total Wrote	Achieved 30 - 100%	% Achieved at 30% and Above	Total Wrote	Achieved 30 - 100%	% Achieved at 30% and Above	Total Wrote	Achieved 30 - 100%	% Achieved at 30% and Above	Total Wrote	Achieved 30 - 100%	% Achieved at 30% and Above	Total Wrote	Achieved 30 - 100%	% Achieved at 30% and Above						
					ILEMBE	ZAKARIYYA MUSLIM	5413136	2024	99	10	9	90.0				14	10	71.4							17	16	94.1				27	27	100.0	10	10	100.0	17	17	100.0	13
		5413136	2023	99	16	15	93.8				25	22	88.0							17	17	100.0				33	31	93.9	15	15	100.0	18	18	100.0	9	9	100.0			
	ZEPHANIA S	5413241	2024	2	19	15	78.9	28	23	82.1	18	17	94.4	18	18	100.0	77	77	100.0	34	33	97.1	37	37	100.0	33	29	87.9	52	42	80.8	25	16	64.0	21	10	47.6			
		5413241	2023	2	20	18	90.0	17	17	100.0	18	18	100.0	18	17	94.4	73	73	100.0	26	22	84.6	39	39	100.0	20	20	100.0	51	35	68.6	14	14	100.0	14	13	92.9			
	AMABUYE S	5113238	2024	2	19	10	52.6	19	17	89.5	44	28	63.6	19	18	94.7	73	73	100.0	35	24	68.6				27	21	77.8	32	24	75.0	36	15	41.7	25	16	64.0			
		5113238	2023	2	19	8	42.1	47	35	74.5	65	32	49.2	19	14	73.7	114	110	96.5	48	22	45.8				49	32	65.3	46	24	52.2	68	18	26.5	49	16	32.7			
	AMANGWE H	5113401	2024	3				59	59	100.0										59	59	100.0				39	39	100.0	20	20	100.0	39	39	100.0	39	39	100.0			
		5113401	2023	3				51	51	100.0										51	51	100.0				32	31	96.9	22	22	100.0	29	29	100.0	28	28	100.0			
	AMAPHUTHU H	5113301	2024	1																42	40	95.2				42	36	85.7				42	34	81.0	42	36	85.7			
		5113301	2023	1																33	33	100.0				33	32	97.0				33	32	97.0	32	31	96.9			
	AMAZONDI JS	5113302	2024	1	19	18	94.7	44	43	97.7	34	34	100.0	34	30	88.2	78	78	100.0							44	42	95.5	32	31	96.9	46	42	91.3	44	43	97.7			
		5113302	2023	1	32	24	75.0	39	34	87.2	32	31	96.9	32	19	59.4	71	71	100.0							39	34	87.2	32	28	87.5	38	27	71.1	38	36	94.7			
	AQUADENE S	5113402	2024	5	14	14	100.0	19	19	100.0	56	53	94.6	26	25	96.2				23	23	100.0				101	101	100.0	95	94	98.9	84	78	92.9	81	71	87.7			
		5113402	2023	5	8	8	100.0	11	11	100.0	72	71	98.6	16	16	100.0				18	18	100.0				56	56	100.0	87	86	98.9	58	56	96.6	56	54	96.4			
	BAGIBILE H	5113101	2024	2				62	62	100.0										62	62	100.0				62	61	98.4	46	46	100.0	16	16	100.0	14	14	100.0			
		5113101	2023	2				62	62	100.0										72	72	100.0				72	64	88.9	55	53	96.4	17	15	88.2	11	11	100.0			
	BALONDO H	5113403	2024	3																60	60	100.0				59	47	79.7	40	40	100.0	20	12	60.0	15	12	80.0			
		5113403	2023	3																43	43	100.0				40	37	92.5				40	24	60.0	27	21	77.8	14	7	50.0
	BATSHAZWAYO S	5113102	2024	1							30	30	100.0							30	30	100.0				30	30	100.0												
		5113102	2023	1							19	19	100.0							19	19	100.0				19	19	100.0												

Province Districts	Centre Name	Centre Number	Exam Date	Quintile	Accounting			Agricultural Sciences			Business Studies			Economics			English First Additional Language			Geography			History			Life Sciences			Mathematical Literacy			Mathematics			Physical Sciences												
					Total Wrote	Achieved 30 - 100%	% Achieved at 30% and Above	Total Wrote	Achieved 30 - 100%	% Achieved at 30% and Above	Total Wrote	Achieved 30 - 100%	% Achieved at 30% and Above	Total Wrote	Achieved 30 - 100%	% Achieved at 30% and Above	Total Wrote	Achieved 30 - 100%	% Achieved at 30% and Above	Total Wrote	Achieved 30 - 100%	% Achieved at 30% and Above	Total Wrote	Achieved 30 - 100%	% Achieved at 30% and Above	Total Wrote	Achieved 30 - 100%	% Achieved at 30% and Above	Total Wrote	Achieved 30 - 100%	% Achieved at 30% and Above	Total Wrote	Achieved 30 - 100%	% Achieved at 30% and Above													
					KING CETSHWAYO																																										
BHAMU H	5113103	2024	2									11	11	100.0							11	11	100.0																								
	5113103	2023	2									25	23	92.0							25	25	100.0																								
BHEKESHOWE H	5113104	2024	2	14	14	100.0						15	15	100.0	15	15	100.0	85	85	100.0	39	35	89.7	39	37	94.9	68	55	80.9	54	48	88.9	31	24	77.4	31	26	83.9									
	5113104	2023	2	9	8	88.9						9	9	100.0	9	9	100.0	79	79	100.0	51	45	88.2	51	50	98.0	65	49	75.4	59	50	84.7	20	15	75.0	19	18	94.7									
BHEKIKUSASA H	5113405	2024	2									23	23	100.0				75	75	100.0	37	37	100.0	56	56	100.0	52	47	90.4	56	55	98.2	19	19	100.0	19	19	100.0									
	5113405	2023	2									12	12	100.0				68	68	100.0	38	38	100.0	46	46	100.0	55	49	89.1	46	45	97.8	22	21	95.5	22	20	90.9									
BHEKUKWAZI S	5113406	2024	2	0	0		38	36	94.7			73	56	76.7				112	111	99.1				74	70	94.6	38	36	94.7	74	51	68.9	38	27	71.1	38	32	84.2									
	5113406	2023	2				68	58	85.3			86	56	65.1				156	151	96.8				85	71	83.5	68	60	88.2	89	38	42.7	68	34	50.0	68	46	67.6									
BHILIBANA JS	5113303	2024	1				7	7	100.0			32	20	62.5				39	36	92.3				28	23	82.1	36	26	72.2	32	18	56.3	7	2	28.6	7	7	100.0									
	5113303	2023	1				11	11	100.0			28	28	100.0				39	39	100.0				28	28	100.0	39	32	82.1	28	18	64.3	11	5	45.5	11	11	100.0									
BHUQWINI H	5113304	2024	1				105	102	97.1									105	105	100.0				86	86	100.0	105	98	93.3	57	56	98.2	46	41	89.1	46	40	87.0									
	5113304	2023	1				97	92	94.8									97	97	100.0				77	77	100.0	97	93	95.9	57	57	100.0	40	32	80.0	40	36	90.0									
BIRDSVIEW ACADEMY	5113477	2024	99	14	14	100.0						10	10	100.0							7	7	100.0				24	24	100.0	4	4	100.0	22	22	100.0	17	17	100.0									
	5113477	2023	99	9	6	66.7						8	6	75.0							10	10	100.0				12	10	83.3	3	3	100.0	16	16	100.0	11	11	100.0									
BIRDSWOOD S	5113478	2024	4	16	16	100.0						23	22	95.7	16	12	75.0				53	53	100.0				69	61	88.4	50	49	98.0	55	55	100.0	53	48	90.6									
	5113478	2023	4	34	33	97.1						26	24	92.3	22	16	72.7				44	40	90.9				63	44	69.8	41	39	95.1	54	50	92.6	49	47	95.9									
BIZIMALI H	5113305	2024	1	35	32	91.4	329	313	95.1	48	48	100.0	35	35	100.0	440	440	100.0	392	382	97.4	46	46	100.0	388	336	86.6						441	247	56.0	346	231	66.8									
	5113305	2023	1	33	27	81.8	283	273	96.5	49	48	98.0	33	32	97.0	383	383	100.0	334	321	96.1	36	36	100.0	335	292	87.2						383	222	58.0	297	214	72.1									
CEBISA H	5113407	2024	2	3	2	66.7	22	16	72.7	22	22	100.0	3	3	100.0	22	22	100.0				19	19	100.0	19	14	73.7	20	20	100.0	2	2	100.0														
	5113407	2023	2	3	2	66.7	31	21	67.7	31	31	100.0	6	4	66.7	31	31	100.0							25	25	100.0	28	16	57.1	28	25	89.3	3	0	0.0											

Province Districts	Centre Name	Centre Number	Exam Date	Quintile	Accounting			Agricultural Sciences			Business Studies			Economics			English First Additional Language			Geography			History			Life Sciences			Mathematical Literacy			Mathematics			Physical Sciences		
					Total Wrote	Achieved 30 - 100%	% Achieved at 30% and Above	Total Wrote	Achieved 30 - 100%	% Achieved at 30% and Above	Total Wrote	Achieved 30 - 100%	% Achieved at 30% and Above	Total Wrote	Achieved 30 - 100%	% Achieved at 30% and Above	Total Wrote	Achieved 30 - 100%	% Achieved at 30% and Above	Total Wrote	Achieved 30 - 100%	% Achieved at 30% and Above	Total Wrote	Achieved 30 - 100%	% Achieved at 30% and Above	Total Wrote	Achieved 30 - 100%	% Achieved at 30% and Above	Total Wrote	Achieved 30 - 100%	% Achieved at 30% and Above	Total Wrote	Achieved 30 - 100%	% Achieved at 30% and Above	Total Wrote	Achieved 30 - 100%	% Achieved at 30% and Above
					KING CETSHWAYO	DLAMVUZU SS	5113201	2024	5	26	15	57.7				51	39	76.5	26	22	84.6	103	103	100.0	72	65	90.3				69	41	59.4	83	74	89.2	19
		5113201	2023	5	19	5	26.3				37	20	54.1	19	10	52.6	112	112	100.0	93	79	84.9				93	51	54.8	78	60	76.9	33	17	51.5	33	24	72.7
	DLANGEZWA H	5113202	2024	4	17	15	88.2	54	53	98.1	17	17	100.0	17	16	94.1	123	123	100.0	33	32	97.0				106	104	98.1				123	79	64.2	106	65	61.3
		5113202	2023	4	25	19	76.0	52	46	88.5	25	24	96.0	25	23	92.0	167	166	99.4	49	44	89.8				142	113	79.6				167	52	31.1	142	54	38.0
	DLEMUDLEMU S	5113408	2024	2	65	48	73.8	27	27	100.0	65	61	93.8	65	63	96.9	132	132	100.0	40	40	100.0	40	40	100.0	27	26	96.3	105	98	93.3	27	23	85.2	27	24	88.9
		5113408	2023	2	89	59	66.3	39	39	100.0	89	80	89.9	89	81	91.0	172	172	100.0	44	44	100.0	44	44	100.0	39	38	97.4	133	117	88.0	38	32	84.2	39	38	97.4
	DLOZILESIZWE COMBINED SCHOOL	5113144	2024	1												10	10	100.0	10	8	80.0	10	10	100.0				10	6	60.0							
		5113144	2023	1												9	9	100.0	9	5	55.6	7	7	100.0				9	1	11.1							
	DONDOTHA H	5113409	2024	3							42	22	52.4	42	17	40.5	78	78	100.0	37	37	100.0	0	0		37	31	83.8	44	30	68.2	35	23	65.7	35	24	68.6
		5113409	2023	3							45	39	86.7	41	15	36.6	75	75	100.0	30	27	90.0				34	26	76.5	42	30	71.4	33	22	66.7	31	24	77.4
	DOVER COMBINED	5113410	2024	3							50	32	64.0				85	85	100.0	50	42	84.0	50	50	100.0	35	33	94.3	50	46	92.0	35	24	68.6	35	30	85.7
		5113410	2023	3							57	42	73.7				84	84	100.0	57	45	78.9	57	56	98.2	27	23	85.2	57	46	80.7	27	20	74.1	27	18	66.7
	DR SJ BALOYI	5113306	2024	2	12	9	75.0	48	33	68.8	16	10	62.5	32	17	53.1	64	64	100.0	63	45	71.4				52	37	71.2	33	23	69.7	31	7	22.6	28	6	21.4
		5113306	2023	2	15	9	60.0	47	31	66.0	21	11	52.4	27	16	59.3	77	76	98.7	62	43	69.4				48	31	64.6	31	18	58.1	24	6	25.0	22	11	50.0
	DUMANIKAHLE H	5113411	2024	2	13	4	30.8				135	74	54.8	13	8	61.5	170	168	98.8	154	92	59.7	122	88	72.1	35	27	77.1	135	62	45.9	35	23	65.7	35	20	57.1
		5113411	2023	2	11	5	45.5				107	77	72.0	11	7	63.6	145	144	99.3	134	80	59.7	96	78	81.3	38	27	71.1	106	61	57.5	40	24	60.0	39	17	43.6
	EHAWINI TECHNICAL HIGH	5113243	2024	3												144	143	99.3	23	17	73.9				88	48	54.5	98	60	61.2	43	26	60.5	42	27	64.3	
		5113243	2023	3												109	104	95.4	25	21	84.0				69	40	58.0	76	48	63.2	33	17	51.5	33	12	36.4	
	EKUPHELENI S	5113412	2024	3				60	58	96.7						200	200	100.0	105	89	84.8	104	92	88.5	59	55	93.2	140	97	69.3	60	46	76.7	60	52	86.7	
		5113412	2023	3	45	25	55.6	57	56	98.2	45	38	84.4	45	29	64.4	225	224	99.6	100	84	84.0	100	89	89.0	57	53	93.0	164	108	65.9	62	40	64.5	57	49	86.0

Province Districts	Centre Name	Centre Number	Exam Date	Quintile	Accounting			Agricultural Sciences			Business Studies			Economics			English First Additional Language			Geography			History			Life Sciences			Mathematical Literacy			Mathematics			Physical Sciences		
					Total Wrote	Achieved 30 - 100%	% Achieved at 30% and Above	Total Wrote	Achieved 30 - 100%	% Achieved at 30% and Above	Total Wrote	Achieved 30 - 100%	% Achieved at 30% and Above	Total Wrote	Achieved 30 - 100%	% Achieved at 30% and Above	Total Wrote	Achieved 30 - 100%	% Achieved at 30% and Above	Total Wrote	Achieved 30 - 100%	% Achieved at 30% and Above	Total Wrote	Achieved 30 - 100%	% Achieved at 30% and Above	Total Wrote	Achieved 30 - 100%	% Achieved at 30% and Above	Total Wrote	Achieved 30 - 100%	% Achieved at 30% and Above	Total Wrote	Achieved 30 - 100%	% Achieved at 30% and Above	Total Wrote	Achieved 30 - 100%	% Achieved at 30% and Above
					KING CETSHWAYO																																
ELANGENI S	5113413	2024	1												33	33	100.0	33	27	81.8				6	5	83.3	27	22	81.5	6	3	50.0	5	4	80.0		
	5113413	2023	1												60	49	81.7	59	28	47.5				59	17	28.8	44	17	38.6	16	4	25.0	11	3	27.3		
EMKHAYIDENI TECHNICAL H	5113414	2024	3	23	12	52.2				23	23	100.0	23	13	56.5	136	136	100.0	46	46	100.0				46	41	89.1	23	23	100.0	46	35	76.1	46	37	80.4	
	5113414	2023	3	44	18	40.9				44	29	65.9	44	39	88.6	158	158	100.0	44	44	100.0				44	43	97.7	44	41	93.2	44	23	52.3	44	40	90.9	
EMONDINI H	5113415	2024	3				17	17	100.0							101	101	100.0	82	76	92.7	83	81	97.6	20	17	85.0	83	58	69.9	20	13	65.0	20	7	35.0	
	5113415	2023	3				6	6	100.0							115	115	100.0	101	83	82.2	101	100	99.0	15	12	80.0	98	69	70.4	15	8	53.3	15	6	40.0	
EMOYENI H	5113203	2024	3							21	20	95.2				60	60	100.0	39	39	100.0	46	46	100.0	60	57	95.0	46	46	100.0	14	14	100.0	14	11	78.6	
	5113203	2023	3							11	11	100.0				40	40	100.0	29	28	96.6	24	24	100.0	40	33	82.5	24	24	100.0	16	16	100.0	16	15	93.8	
EMPANGENI H	5113416	2024	5	50	50	100.0				77	75	97.4	10	10	100.0	3	3	100.0	38	38	100.0	68	68	100.0	147	144	98.0	87	87	100.0	172	146	84.9	122	112	91.8	
	5113416	2023	5	57	54	94.7				88	86	97.7				12	12	100.0	39	39	100.0	78	78	100.0	146	139	95.2	91	91	100.0	161	139	86.3	105	95	90.5	
EMTHUNGWENI H	5113308	2024	1							40	35	87.5	23	20	87.0	40	40	100.0							40	32	80.0	22	19	86.4	18	3	16.7	17	9	52.9	
	5113308	2023	1							23	19	82.6	12	5	41.7	23	22	95.7							23	15	65.2	10	5	50.0	13	4	30.8	11	10	90.9	
ENCUTSHINI H	5113417	2023	2												17	17	100.0	17	15	88.2				17	10	58.8	17	13	76.5								
ENHLANGWINI S	5113418	2024	2							41	26	63.4				48	48	100.0	48	40	83.3				48	21	43.8	39	27	69.2	3	0	0.0	7	1	14.3	
	5113418	2023	2							49	35	71.4				58	58	100.0	58	46	79.3				58	33	56.9	46	18	39.1	12	4	33.3	9	6	66.7	
ENTEMBENI H	5113419	2024	2							24	22	91.7	29	22	75.9	29	29	100.0				24	23	95.8	5	5	100.0	24	22	91.7	5	5	100.0	5	5	100.0	
	5113419	2023	2							39	24	61.5	52	31	59.6	52	52	100.0							52	16	30.8	39	28	71.8	13	1	7.7	13	11	84.6	
ESHOWE H	5113105	2024	5	38	37	97.4				52	49	94.2	27	26	96.3				47	47	100.0	24	24	100.0	61	61	100.0	78	78	100.0	48	43	89.6	31	28	90.3	
	5113105	2023	5	32	29	90.6				44	43	97.7	18	17	94.4				60	60	100.0	30	30	100.0	63	61	96.8	52	52	100.0	70	67	95.7	42	40	95.2	

Province Districts	Centre Name	Centre Number	Exam Date	Quintile	Accounting			Agricultural Sciences			Business Studies			Economics			English First Additional Language			Geography			History			Life Sciences			Mathematical Literacy			Mathematics			Physical Sciences		
					Total Wrote	Achieved 30 - 100%	% Achieved at 30% and Above	Total Wrote	Achieved 30 - 100%	% Achieved at 30% and Above	Total Wrote	Achieved 30 - 100%	% Achieved at 30% and Above	Total Wrote	Achieved 30 - 100%	% Achieved at 30% and Above	Total Wrote	Achieved 30 - 100%	% Achieved at 30% and Above	Total Wrote	Achieved 30 - 100%	% Achieved at 30% and Above	Total Wrote	Achieved 30 - 100%	% Achieved at 30% and Above	Total Wrote	Achieved 30 - 100%	% Achieved at 30% and Above	Total Wrote	Achieved 30 - 100%	% Achieved at 30% and Above	Total Wrote	Achieved 30 - 100%	% Achieved at 30% and Above			
					KING CETSHWAYO	EZAKHELENI H	5113204	2024	1	19	7	36.8				19	19	100.0	19	19	100.0	94	94	100.0	75	74	98.7	35	35	100.0	75	46	61.3	47	32	68.1	47
	5113204	2023	1	20		10	50.0				20	17	85.0	20	19	95.0	114	113	99.1	94	86	91.5	57	54	94.7	94	38	40.4	57	32	56.1	57	16	28.1	37	24	64.9
EZIGQIZWENI H	5113420	2024	1					77	77	100.0	74	73	98.6	30	30	100.0	84	84	100.0							80	79	98.8	34	33	97.1	50	49	98.0	49	49	100.0
	5113420	2023	1					71	69	97.2	70	68	97.1	39	26	66.7	79	77	97.5							77	53	68.8	38	28	73.7	41	27	65.9	39	35	89.7
EZWENILETHU S	5113421	2024	2	3		2	66.7				37	35	94.6				38	38	100.0							35	28	80.0				32	17	53.1	29	14	48.3
	5113421	2023	2	5		4	80.0				26	22	84.6				26	26	100.0							26	23	88.5				26	13	50.0	21	17	81.0
GALA H	5113106	2024	1								31	31	100.0				31	31	100.0	31	31	100.0				31	21	67.7				31	13	41.9			
	5113106	2023	1								29	29	100.0				29	29	100.0	29	29	100.0				29	28	96.6				30	12	40.0			
GAWOZI S	5113107	2024	3	12		12	100.0				29	28	96.6	12	12	100.0	73	73	100.0	40	40	100.0	46	46	100.0	61	55	90.2	57	52	91.2	16	16	100.0	15	15	100.0
	5113107	2023	3	35		26	74.3				25	24	96.0	35	28	80.0	113	112	99.1	78	73	93.6	56	55	98.2	78	55	70.5	87	74	85.1	25	20	80.0	22	21	95.5
GCWALULWAZI H	5113108	2024	4	16		15	93.8	182	128	70.3	33	30	90.9	16	15	93.8	275	273	99.3	49	38	77.6				206	160	77.7	198	161	81.3	72	70	97.2	68	61	89.7
	5113108	2023	4	29		27	93.1	168	150	89.3	43	40	93.0	43	33	76.7	227	227	100.0	185	177	95.7				184	142	77.2	114	106	93.0	113	92	81.4	93	66	71.0
GIJIMANA SS	5113422	2024	2								25	24	96.0	18	13	72.2	53	53	100.0	33	29	87.9	38	35	92.1	28	22	78.6	38	22	57.9	14	5	35.7	15	5	33.3
	5113422	2023	2	3		0	0.0				27	18	66.7	29	17	58.6	51	51	100.0	29	24	82.8	24	22	91.7	24	13	54.2	36	24	66.7	15	2	13.3	16	7	43.8
GODIDE H	5113309	2023	1								6	5	83.3				7	7	100.0	2	2	100.0				8	4	50.0				8	4	50.0	8	4	50.0
GOLOZELA S	5113310	2024	1	28		25	89.3	86	80	93.0	28	28	100.0	28	28	100.0	198	198	100.0	83	82	98.8				169	125	74.0	112	103	92.0	85	77	90.6	82	74	90.2
	5113310	2023	1	23		22	95.7	67	62	92.5	23	22	95.7	23	20	87.0	196	196	100.0	107	99	92.5				172	143	83.1	105	87	82.9	84	70	83.3	77	68	88.3
GQOKINSIMBI JS	5113109	2024	2	8		4	50.0							11	11	100.0	117	115	98.3	19	17	89.5				44	35	79.5	70	52	74.3	25	21	84.0	23	17	73.9
	5113109	2023	2	16		15	93.8	30	22	73.3	30	27	90.0	19	13	68.4	131	131	100.0	36	25	69.4				42	25	59.5	72	49	68.1	25	14	56.0	21	16	76.2

Province Districts	Centre Name	Centre Number	Exam Date	Quintile	Accounting			Agricultural Sciences			Business Studies			Economics			English First Additional Language			Geography			History			Life Sciences			Mathematical Literacy			Mathematics			Physical Sciences								
					Total Wrote	Achieved 30 - 100%	% Achieved at 30% and Above	Total Wrote	Achieved 30 - 100%	% Achieved at 30% and Above	Total Wrote	Achieved 30 - 100%	% Achieved at 30% and Above	Total Wrote	Achieved 30 - 100%	% Achieved at 30% and Above	Total Wrote	Achieved 30 - 100%	% Achieved at 30% and Above	Total Wrote	Achieved 30 - 100%	% Achieved at 30% and Above	Total Wrote	Achieved 30 - 100%	% Achieved at 30% and Above	Total Wrote	Achieved 30 - 100%	% Achieved at 30% and Above	Total Wrote	Achieved 30 - 100%	% Achieved at 30% and Above	Total Wrote	Achieved 30 - 100%	% Achieved at 30% and Above	Total Wrote	Achieved 30 - 100%	% Achieved at 30% and Above						
					KING CETSHWAYO	GQOKUBUKHOSI S	5113423	2024	1				22	19	86.4							22	22	100.0	22	22	100.0				22	18	81.8	22	21	95.5							
		5113423	2023	1				22	12	54.5							22	22	100.0	22	20	90.9				22	7	31.8	22	19	86.4												
	GRATTON COLLEGE	5113145	2024	99	10	10	100.0				23	22	95.7	19	18	94.7				14	14	100.0	36	36	100.0	44	41	93.2	41	41	100.0	17	16	94.1	12	12	100.0						
		5113145	2023	99	2	2	100.0				16	16	100.0	11	11	100.0	0	0		17	17	100.0	23	23	100.0	21	20	95.2	20	20	100.0	18	18	100.0	13	13	100.0						
	GWEBUSHE JS	5113110	2023	2										10	2	20.0	10	9	90.0							10	2	20.0	10	6	60.0												
	GWEJOBOMVU JS	5113476	2024	4	14	13	92.9	48	43	89.6	32	31	96.9	32	31	96.9	144	143	99.3	81	67	82.7	63	56	88.9	112	60	53.6	81	60	74.1	63	36	57.1	49	36	73.5						
		5113476	2023	4	21	13	61.9	40	28	70.0	21	14	66.7	21	14	66.7	157	154	98.1	96	58	60.4	96	77	80.2	78	49	62.8	96	64	66.7	61	15	24.6	40	18	45.0						
	HHASHI S	5113111	2024	2	14	14	100.0				15	15	100.0	14	14	100.0	14	14	100.0											13	4	30.8											
		5113111	2023	2	25	17	68.0				25	12	48.0	25	15	60.0	25	25	100.0											25	3	12.0											
	HLAKANIPHANI S	5113205	2024	3	6	6	100.0	53	48	90.6	21	17	81.0	21	16	76.2	74	74	100.0	44	41	93.2				53	35	66.0	53	48	90.6	21	19	90.5	9	9	100.0						
		5113205	2023	3	9	5	55.6	32	31	96.9	38	26	68.4	38	17	44.7	70	69	98.6	25	24	96.0				32	26	81.3	49	40	81.6	21	10	47.6	7	5	71.4						
	HLAMVANA S	5113206	2024	5	32	32	100.0				109	95	87.2	28	28	100.0	139	138	99.3	32	31	96.9				64	51	79.7	103	93	90.3	36	32	88.9	30	30	100.0						
		5113206	2023	5	18	17	94.4				127	95	74.8	29	24	82.8	140	140	100.0	35	31	88.6				70	39	55.7	124	103	83.1	17	16	94.1	13	13	100.0						
	HLUMA S	5113424	2024	3	37	23	62.2	70	45	64.3	37	26	70.3	37	20	54.1	218	213	97.7	181	114	63.0				117	67	57.3	171	107	62.6	47	28	59.6	47	22	46.8						
		5113424	2023	3	19	9	47.4	44	40	90.9	19	15	78.9	19	11	57.9	153	152	99.3	134	104	77.6				79	54	68.4	118	72	61.0	35	20	57.1	35	21	60.0						
	IHAWULETHU S	5113425	2024	2	8	8	100.0	48	47	97.9	29	29	100.0	29	29	100.0	77	76	98.7	48	48	100.0				48	48	100.0	30	29	96.7	19	18	94.7	18	18	100.0						
		5113425	2023	2	11	2	18.2	44	38	86.4	47	45	95.7	47	19	40.4	91	91	100.0	44	39	88.6				44	43	97.7	67	28	41.8	24	15	62.5	24	11	45.8						
	IKHANDLELA JS	5113239	2024	4	24	14	58.3				24	19	79.2	24	17	70.8	156	151	96.8	43	43	100.0	80	74	92.5	52	52	100.0	102	88	86.3	53	41	77.4	52	43	82.7						
		5113239	2023	4	20	13	65.0				101	50	49.5	20	18	90.0	152	148	97.4	110	73	66.4				51	41	80.4	95	78	82.1	57	33	57.9	51	39	76.5						
	IMPANDE H	5113112	2024	2	15	14	93.3				47	44	93.6	31	22	71.0	128	127	99.2	112	99	88.4	83	81	97.6	81	44	54.3	115	102	88.7	13	12	92.3	13	11	84.6						
		5113112	2023	2	8	7	87.5				39	36	92.3	28	15	53.6	124	124	100.0	116	104	89.7	81	81	100.0	85	57	67.1	107	100	93.5	17	17	100.0	15	14	93.3						

Province Districts	Centre Name	Centre Number	Exam Date	Quintile	Accounting			Agricultural Sciences			Business Studies			Economics			English First Additional Language			Geography			History			Life Sciences			Mathematical Literacy			Mathematics			Physical Sciences		
					Total Wrote	Achieved 30 - 100%	% Achieved at 30% and Above	Total Wrote	Achieved 30 - 100%	% Achieved at 30% and Above	Total Wrote	Achieved 30 - 100%	% Achieved at 30% and Above	Total Wrote	Achieved 30 - 100%	% Achieved at 30% and Above	Total Wrote	Achieved 30 - 100%	% Achieved at 30% and Above	Total Wrote	Achieved 30 - 100%	% Achieved at 30% and Above	Total Wrote	Achieved 30 - 100%	% Achieved at 30% and Above	Total Wrote	Achieved 30 - 100%	% Achieved at 30% and Above	Total Wrote	Achieved 30 - 100%	% Achieved at 30% and Above	Total Wrote	Achieved 30 - 100%	% Achieved at 30% and Above	Total Wrote	Achieved 30 - 100%	% Achieved at 30% and Above
					KING CETSHWAYO	INCAPHAYI H	5113426	2024	2				18	18	100.0				14	14	100.0	18	18	100.0						18	18	100.0	14	14	100.0	4	4
		5113426	2023	2									16	14	87.5	24	24	100.0	24	24	100.0				24	18	75.0	16	15	93.8	8	7	87.5	8	6	75.0	
	INIWE S	5113207	2024	3	31	16	51.6				31	31	100.0	46	43	93.5	46	46	100.0	15	13	86.7				37	36	97.3	9	4	44.4						
		5113207	2023	3	25	14	56.0				29	28	96.6	43	38	88.4	43	43	100.0	18	18	100.0				34	34	100.0	9	5	55.6						
	ISANDLWANA S	5113208	2024	5	27	27	100.0	19	19	100.0	27	27	100.0	27	27	100.0	91	91	100.0	64	55	85.9	63	63	100.0	34	33	97.1	63	54	85.7	61	49	80.3	34	27	79.4
		5113208	2023	5	13	11	84.6	45	23	51.1	27	27	100.0	13	13	100.0	52	52	100.0	47	44	93.6	45	45	100.0	27	21	77.8	46	37	80.4	39	16	41.0	26	18	69.2
	SIKHALASENKOSI JS	5113209	2024	2	14	14	100.0				14	14	100.0	14	14	100.0	31	31	100.0	17	16	94.1				17	14	82.4				31	24	77.4	17	17	100.0
		5113209	2023	2	20	8	40.0				20	20	100.0	20	19	95.0	47	47	100.0	27	24	88.9				27	22	81.5				47	14	29.8	27	17	63.0
	SIPHEPEHO H	5113427	2024	3	9	6	66.7				38	33	86.8	37	27	73.0	170	169	99.4	90	55	61.1	113	96	85.0	61	41	67.2	148	99	66.9	22	12	54.5	19	14	73.7
		5113427	2023	3	14	7	50.0				40	31	77.5	40	21	52.5	181	181	100.0	109	73	67.0	124	121	97.6	51	41	80.4	163	117	71.8	20	17	85.0	18	15	83.3
	SULOMPHAKATHI S	5113428	2024	2							22	17	77.3				21	21	100.0				12	12	100.0	21	11	52.4	11	11	100.0	11	5	45.5	10	5	50.0
		5113428	2023	2							33	22	66.7	33	16	48.5	33	33	100.0				24	22	91.7	33	16	48.5	21	17	81.0	12	1	8.3	9	3	33.3
	ITHALA H	5113312	2024	1	11	10	90.9	19	19	100.0	11	11	100.0	11	9	81.8	56	56	100.0	26	26	100.0	26	26	100.0	45	35	77.8	37	37	100.0	20	19	95.0	19	17	89.5
		5113312	2023	1	13	13	100.0	29	29	100.0	15	14	93.3	13	13	100.0	66	66	100.0	22	22	100.0	22	22	100.0	49	49	100.0	35	35	100.0	29	29	100.0	29	29	100.0
	IZIBUKO SEC SCHOOL	5113482	2024	3	18	13	72.2				18	14	77.8				75	75	100.0	58	44	75.9	38	38	100.0	20	16	80.0	55	50	90.9	20	7	35.0	20	15	75.0
		5113482	2023	3	19	9	47.4	17	13	76.5	18	11	61.1	19	11	57.9	68	68	100.0	49	41	83.7	32	31	96.9	49	26	53.1	50	38	76.0	18	4	22.2	17	10	58.8
	JOHN ROSS COLLEGE	5113429	2024	5	29	27	93.1				109	95	87.2							97	93	95.9				89	83	93.3	80	78	97.5	85	59	69.4	49	36	73.5
		5113429	2023	5	23	21	91.3				117	96	82.1							116	111	95.7				100	88	88.0	74	67	90.5	114	73	64.0	77	54	70.1
	KHANYISELISIZWE H	5113430	2024	2	35	31	88.6	31	30	96.8	73	65	89.0	35	35	100.0	153	153	100.0	78	71	91.0	70	67	95.7	80	65	81.3	100	96	96.0	53	46	86.8	48	41	85.4
		5113430	2023	2	32	28	87.5	21	21	100.0	86	76	88.4	32	32	100.0	144	140	97.2	91	71	78.0	75	71	94.7	57	47	82.5	104	93	89.4	41	36	87.8	38	35	92.1



Province Districts	Centre Name	Centre Number	Exam Date	Quintile	Accounting			Agricultural Sciences			Business Studies			Economics			English First Additional Language			Geography			History			Life Sciences			Mathematical Literacy			Mathematics			Physical Sciences		
					Total Wrote	Achieved 30 - 100%	% Achieved at 30% and Above	Total Wrote	Achieved 30 - 100%	% Achieved at 30% and Above	Total Wrote	Achieved 30 - 100%	% Achieved at 30% and Above	Total Wrote	Achieved 30 - 100%	% Achieved at 30% and Above	Total Wrote	Achieved 30 - 100%	% Achieved at 30% and Above	Total Wrote	Achieved 30 - 100%	% Achieved at 30% and Above	Total Wrote	Achieved 30 - 100%	% Achieved at 30% and Above	Total Wrote	Achieved 30 - 100%	% Achieved at 30% and Above	Total Wrote	Achieved 30 - 100%	% Achieved at 30% and Above	Total Wrote	Achieved 30 - 100%	% Achieved at 30% and Above	Total Wrote	Achieved 30 - 100%	% Achieved at 30% and Above
					KHOMBINDLELA H	5113431	2024	4	101	90	89.1	64	58	90.6	101	94	93.1	50	48	96.0	239	239	100.0	73	70	95.9	51	51	100.0	116	103	88.8	89	81	91.0	128	105
	5113431	2023	4	88	73	83.0	94	80	85.1	88	81	92.0	42	40	95.2	252	252	100.0	70	60	85.7	56	53	94.6	140	119	85.0	87	61	70.1	151	106	70.2	140	82	58.6	
KHULA H	5113210	2024	4	20	18	90.0	40	38	95.0	14	14	100.0	14	14	100.0	134	134	100.0	94	92	97.9				120	112	93.3	74	74	100.0	60	54	90.0	55	52	94.5	
	5113210	2023	4	29	25	86.2	65	48	73.8	21	14	66.7	21	18	85.7	201	200	99.5	142	117	82.4				180	115	63.9	96	69	71.9	105	49	46.7	90	57	63.3	
KING CETSHWAYO S	5113313	2024	1							19	15	78.9				19	19	100.0	19	19	100.0				19	12	63.2	17	17	100.0	2	2	100.0				
	5113313	2023	1							22	22	100.0				22	22	100.0	22	22	100.0				22	21	95.5	20	20	100.0	2	2	100.0				
KWAMBONAMBI SECONDARY	5113484	2024	3				47	46	97.9	35	28	80.0				81	81	100.0	79	74	93.7				49	42	85.7	33	30	90.9	47	35	74.5	47	24	51.1	
	5113484	2023	3				67	60	89.6							67	67	100.0	32	28	87.5				67	52	77.6	32	31	96.9	35	27	77.1	35	27	77.1	
KWANXUSA H	5113432	2024	3	19	19	100.0	40	36	90.0	71	71	100.0	19	19	100.0	175	174	99.4	91	91	100.0				156	142	91.0	117	113	96.6	58	38	65.5	39	26	66.7	
	5113432	2023	3	18	15	83.3	47	39	83.0	79	79	100.0				197	197	100.0	111	110	99.1				179	144	80.4	159	151	95.0	38	32	84.2	32	31	96.9	
LANGALIBOMVU H	5113433	2024	1							36	27	75.0	36	34	94.4	60	59	98.3	24	24	100.0				24	20	83.3	36	29	80.6	24	19	79.2	24	18	75.0	
	5113433	2023	1							60	45	75.0	60	43	71.7	85	85	100.0	25	24	96.0				25	18	72.0	57	35	61.4	28	19	67.9	25	23	92.0	
LINDINKOSI S	5113434	2024	3							32	28	87.5				39	39	100.0							39	21	53.8	31	26	83.9	8	6	75.0	7	5	71.4	
	5113434	2023	3							27	21	77.8				33	33	100.0							33	21	63.6	27	25	92.6	6	4	66.7	6	5	83.3	
LIZWI S	5113435	2024	4	20	18	90.0				20	19	95.0	20	15	75.0	122	121	99.2	91	84	92.3				91	65	71.4	77	69	89.6	45	33	73.3	41	31	75.6	
	5113435	2023	4	31	20	64.5				31	24	77.4	31	17	54.8	172	172	100.0	125	110	88.0				125	57	45.6	103	89	86.4	69	42	60.9	65	39	60.0	
LUSHABA S	5113314	2024	1	18	16	88.9	68	68	100.0	18	18	100.0	18	18	100.0	117	117	100.0	31	31	100.0				99	95	96.0				117	85	72.6	99	89	89.9	
	5113314	2023	1	22	22	100.0	57	57	100.0	22	22	100.0	22	22	100.0	106	106	100.0	27	27	100.0				84	79	94.0				106	69	65.1	84	74	88.1	
MAFUNDA S	5113113	2024	1				12	10	83.3							62	60	96.8	50	35	70.0	49	40	81.6	30	17	56.7	50	37	74.0	12	5	41.7	12	8	66.7	
	5113113	2023	1				15	15	100.0							55	55	100.0	40	31	77.5	40	38	95.0	33	29	87.9	40	30	75.0	15	11	73.3	15	15	100.0	

Province Districts	Centre Name	Centre Number	Exam Date	Quintile	Accounting			Agricultural Sciences			Business Studies			Economics			English First Additional Language			Geography			History			Life Sciences			Mathematical Literacy			Mathematics			Physical Sciences		
					Total Wrote	Achieved 30 - 100%	% Achieved at 30% and Above	Total Wrote	Achieved 30 - 100%	% Achieved at 30% and Above	Total Wrote	Achieved 30 - 100%	% Achieved at 30% and Above	Total Wrote	Achieved 30 - 100%	% Achieved at 30% and Above	Total Wrote	Achieved 30 - 100%	% Achieved at 30% and Above	Total Wrote	Achieved 30 - 100%	% Achieved at 30% and Above	Total Wrote	Achieved 30 - 100%	% Achieved at 30% and Above	Total Wrote	Achieved 30 - 100%	% Achieved at 30% and Above	Total Wrote	Achieved 30 - 100%	% Achieved at 30% and Above	Total Wrote	Achieved 30 - 100%	% Achieved at 30% and Above	Total Wrote	Achieved 30 - 100%	% Achieved at 30% and Above
					KINGCETSHWAYO	MAGEMFANE H	5113114	2024	1				12	9	75.0						12	12	100.0						12	8	66.7				12	6	50.0
		5113114	2023	1				12	7	58.3						12	11	91.7						12	7	58.3				12	5	41.7	12	6	50.0		
	MAGQAMA H	5113315	2024	1	21	21	100.0								49	49	100.0				28	28	100.0	49	35	71.4	28	28	100.0	21	21	100.0	21	19	90.5		
		5113315	2023	1	9	9	100.0								42	42	100.0				33	33	100.0	42	30	71.4	33	32	97.0	9	8	88.9	9	9	100.0		
	MAJIYA S	5113211	2024	2							36	31	86.1	36	29	80.6	121	117	96.7	46	42	91.3			38	33	86.8	57	51	89.5	26	21	80.8	25	10	40.0	
		5113211	2023	2							28	25	89.3	28	4	14.3	85	85	100.0	40	39	97.5			40	37	92.5	37	26	70.3	32	17	53.1	16	11	68.8	
	MANQAMU H	5113436	2024	2							29	10	34.5				120	119	99.2	91	67	73.6	103	75	72.8	54	42	77.8	96	57	59.4	24	16	66.7	17	17	100.0
		5113436	2023	2							9	5	55.6	9	4	44.4	149	149	100.0	139	93	66.9	122	110	90.2	78	50	64.1	101	61	60.4	47	16	34.0	26	16	61.5
	MANXELE S	5113116	2024	2							15	8	53.3				15	15	100.0						12	6	50.0	15	13	86.7							
		5113116	2023	2							12	11	91.7	12	9	75.0	12	12	100.0									12	7	58.3							
	MANZIMHLOPHE H	5113437	2024	2	30	29	96.7				17	17	100.0	41	33	80.5	61	61	100.0	44	44	100.0	24	24	100.0	20	20	100.0	37	36	97.3	24	23	95.8	20	16	80.0
		5113437	2023	2	25	19	76.0				10	9	90.0	44	42	95.5	68	67	98.5	59	52	88.1	40	39	97.5	59	27	45.8	50	40	80.0	19	16	84.2	19	14	73.7
	MASAKHANE H	5113438	2024	3	11	6	54.5	63	56	88.9	45	42	93.3	11	8	72.7	99	99	100.0	62	56	90.3	25	25	100.0	63	46	73.0	71	53	74.6	28	13	46.4	26	13	50.0
		5113438	2023	3	11	5	45.5	34	27	79.4	20	18	90.0	11	5	45.5	80	80	100.0	60	53	88.3	35	35	100.0	34	17	50.0	70	53	75.7	10	7	70.0	9	3	33.3
	MASHANANDANE S	5113212	2024	1	10	7	70.0				10	10	100.0	10	6	60.0	115	105	91.3	105	27	25.7	62	28	45.2	105	21	20.0	72	24	33.3	43	19	44.2	43	11	25.6
		5113212	2023	1	16	12	75.0				14	11	78.6	16	11	68.8	157	143	91.1	141	50	35.5	81	41	50.6	142	19	13.4	81	36	44.4	77	27	35.1	61	12	19.7
	MASHINGA H	5113316	2024	1												29	29	100.0	28	28	100.0	15	15	100.0	29	25	86.2				29	4	13.8	12	6	50.0	
		5113316	2023	1												45	45	100.0	43	43	100.0	20	20	100.0	45	34	75.6				45	12	26.7	25	20	80.0	
	MASHUSHU H	5113317	2024	1												10	10	100.0	10	10	100.0				10	10	100.0				10	6	60.0	10	3	30.0	
		5113317	2023	1												19	19	100.0	19	19	100.0				19	18	94.7				19	9	47.4	19	19	100.0	

Province Districts	Centre Name	Centre Number	Exam Date	Quintile	Accounting			Agricultural Sciences			Business Studies			Economics			English First Additional Language			Geography			History			Life Sciences			Mathematical Literacy			Mathematics			Physical Sciences		
					Total Wrote	Achieved 30 - 100%	% Achieved at 30% and Above	Total Wrote	Achieved 30 - 100%	% Achieved at 30% and Above	Total Wrote	Achieved 30 - 100%	% Achieved at 30% and Above	Total Wrote	Achieved 30 - 100%	% Achieved at 30% and Above	Total Wrote	Achieved 30 - 100%	% Achieved at 30% and Above	Total Wrote	Achieved 30 - 100%	% Achieved at 30% and Above	Total Wrote	Achieved 30 - 100%	% Achieved at 30% and Above	Total Wrote	Achieved 30 - 100%	% Achieved at 30% and Above	Total Wrote	Achieved 30 - 100%	% Achieved at 30% and Above	Total Wrote	Achieved 30 - 100%	% Achieved at 30% and Above			
					KING CETSHWAYO	MATAMZANA DUBE S	5113213	2024	3						28	24	85.7	28	18	64.3	123	121	98.4	94	77	81.9				93	66	71.0	78	61	78.2	41	33
		5113213	2023	3	21	5	23.8			66	52	78.8	67	29	43.3	171	170	99.4	90	69	76.7				85	47	55.3	74	62	83.8	64	36	56.3	40	22	55.0	
	MATHEKU S	5113117	2024	3	25	25	100.0			48	46	95.8	48	48	100.0	145	145	100.0	54	54	100.0	59	59	100.0	38	38	100.0	100	95	95.0	45	39	86.7	38	38	100.0	
		5113117	2023	3	10	7	70.0			37	33	89.2	37	33	89.2	136	136	100.0	57	53	93.0	59	59	100.0	40	35	87.5	93	63	67.7	43	32	74.4	40	35	87.5	
	MATHOLAMNYAMA S	5113318	2024	1	84	84	100.0	55	55	100.0	29	29	100.0	29	27	93.1	141	141	100.0	57	55	96.5	57	57	100.0	112	95	84.8	83	77	92.8	58	45	77.6	55	46	83.6
		5113318	2023	1	74	73	98.6	43	35	81.4	40	39	97.5	40	40	100.0	117	117	100.0	34	34	100.0	43	42	97.7	77	73	94.8	68	63	92.6	49	34	69.4	34	26	76.5
	MAVUMENGWANE H	5113118	2024	1	29	27	93.1	38	37	97.4	29	27	93.1	29	29	100.0	134	134	100.0	42	40	95.2	67	67	100.0	38	37	97.4	96	84	87.5	38	23	60.5	23	18	78.3
		5113118	2023	1	31	30	96.8	25	23	92.0	31	31	100.0	31	21	67.7	109	109	100.0	26	25	96.2	53	53	100.0	25	25	100.0	84	73	86.9	25	15	60.0	18	8	44.4
	MBANGAYIYA JS	5113319	2024	1						13	13	100.0				13	13	100.0				13	13	100.0	13	10	76.9				13	0	0.0				
		5113319	2023	1						12	10	83.3				12	12	100.0				12	12	100.0	12	9	75.0				12	1	8.3				
	MBATSHAZWAS	5113320	2024	1	17	17	100.0							18	14	77.8	18	18	100.0						18	18	100.0				18	6	33.3				
		5113320	2023	1	29	21	72.4							29	10	34.5	29	29	100.0						29	27	93.1				29	2	6.9				
	MBIZWE H	5113321	2024	2												45	43	95.6	43	38	88.4				43	24	55.8	41	34	82.9							
		5113321	2023	2												36	36	100.0	36	35	97.2				36	26	72.2	17	15	88.2	19	14	73.7	14	14	100.0	
	MBUSOWABATHETHWASS	5113439	2024	3				28	26	92.9						57	57	100.0	29	22	75.9	41	37	90.2	28	21	75.0	41	30	73.2	16	8	50.0	16	10	62.5	
		5113439	2023	3	14	2	14.3	19	14	73.7	14	12	85.7	14	9	64.3	90	89	98.9	57	39	68.4	57	49	86.0	19	13	68.4	71	33	46.5	19	7	36.8	19	6	31.6
	MBUYISENI H	5113214	2024	3	13	12	92.3				13	13	100.0				46	46	100.0	32	31	96.9	22	22	100.0	11	10	90.9	30	27	90.0	16	10	62.5	11	8	72.7
		5113214	2023	3	5	4	80.0				5	4	80.0				70	70	100.0	45	42	93.3	38	38	100.0	32	23	71.9	43	24	55.8	27	15	55.6	27	16	59.3
	MCABANGO H	5113215	2024	3	13	13	100.0				13	13	100.0	13	13	100.0	68	68	100.0	55	54	98.2				55	26	47.3	57	56	98.2	11	9	81.8	11	8	72.7
		5113215	2023	3	8	7	87.5				8	8	100.0	8	8	100.0	46	46	100.0	38	37	97.4				38	23	60.5	36	33	91.7	10	8	80.0	10	6	60.0

Province Districts	Centre Name	Centre Number	Exam Date	Quintile	Accounting			Agricultural Sciences			Business Studies			Economics			English First Additional Language			Geography			History			Life Sciences			Mathematical Literacy			Mathematics			Physical Sciences		
					Total Wrote	Achieved 30 - 100%	% Achieved at 30% and Above	Total Wrote	Achieved 30 - 100%	% Achieved at 30% and Above	Total Wrote	Achieved 30 - 100%	% Achieved at 30% and Above	Total Wrote	Achieved 30 - 100%	% Achieved at 30% and Above	Total Wrote	Achieved 30 - 100%	% Achieved at 30% and Above	Total Wrote	Achieved 30 - 100%	% Achieved at 30% and Above	Total Wrote	Achieved 30 - 100%	% Achieved at 30% and Above	Total Wrote	Achieved 30 - 100%	% Achieved at 30% and Above	Total Wrote	Achieved 30 - 100%	% Achieved at 30% and Above	Total Wrote	Achieved 30 - 100%	% Achieved at 30% and Above	Total Wrote	Achieved 30 - 100%	% Achieved at 30% and Above
					KINGCETSHWAYO	MEVAMHLOPHE H	5113440	2024	3	20	20	100.0				41	40	97.6	13	13	100.0	135	135	100.0	94	91	96.8	57	57	100.0	77	77	100.0	97	95	97.9	38
		5113440	2023	3	19	19	100.0				43	43	100.0	15	14	93.3	147	147	100.0	102	100	98.0	71	71	100.0	77	75	97.4	105	105	100.0	40	39	97.5	37	36	97.3
	MFANISO S	5113441	2024	3				75	51	68.0	87	66	75.9				109	109	100.0							108	57	52.8	67	55	82.1	42	27	64.3	41	30	73.2
		5113441	2023	3				75	38	50.7	91	58	63.7				106	106	100.0							106	48	45.3	66	44	66.7	40	23	57.5	37	21	56.8
	MGEZENI H	5113442	2024	2	28	18	64.3				28	27	96.4				383	375	97.9	43	42	97.7				45	40	88.9	301	166	55.1	83	57	68.7	20	13	65.0
		5113442	2023	2	11	10	90.9				29	26	89.7				230	225	97.8	61	49	80.3				30	26	86.7	182	81	44.5	52	28	53.8	36	18	50.0
	MGITSHWA H	5113119	2024	2	21	16	76.2	14	14	100.0	36	36	100.0	21	21	100.0	80	80	100.0	45	45	100.0	14	14	100.0	30	30	100.0	50	44	88.0	30	25	83.3	30	29	96.7
		5113119	2023	2	26	18	69.2	29	28	96.6	56	48	85.7	26	25	96.2	150	150	100.0	95	71	74.7	49	43	87.8	45	42	93.3	105	63	60.0	45	27	60.0	45	34	75.6
	MJABULISENI S	5113216	2024	1	16	15	93.8				26	22	84.6	26	19	73.1	94	91	96.8	43	32	74.4				68	46	67.6	52	33	63.5	42	17	40.5	25	16	64.0
		5113216	2023	1	7	4	57.1				21	12	57.1	21	12	57.1	90	89	98.9	46	37	80.4				69	38	55.1	48	24	50.0	42	17	40.5	23	16	69.6
	MKHOMBISI H	5113443	2024	2	13	5	38.5	63	55	87.3	13	13	100.0	13	7	53.8	76	76	100.0							63	56	88.9	47	37	78.7	29	18	62.1	63	14	22.2
		5113443	2023	2	20	7	35.0	72	45	62.5	20	19	95.0	20	12	60.0	92	91	98.9							72	52	72.2	70	43	61.4	23	8	34.8	73	14	19.2
	MKHONTO H	5113444	2024	2							50	45	90.0				80	80	100.0	80	69	86.3	72	69	95.8	30	26	86.7	63	61	96.8	17	15	88.2	8	8	100.0
		5113444	2023	2							59	42	71.2				107	107	100.0	100	83	83.0	83	78	94.0	40	24	60.0	86	70	81.4	21	16	76.2	17	7	41.2
	MLOYISWA JS	5113322	2024	2	12	10	83.3	34	29	85.3	18	15	83.3	18	18	100.0	46	46	100.0							28	28	100.0	18	17	94.4	28	24	85.7	28	27	96.4
		5113322	2023	2	18	14	77.8	29	27	93.1	25	21	84.0	25	22	88.0	54	54	100.0							29	23	79.3	24	23	95.8	30	19	63.3	29	23	79.3
	MNINGI H	5113445	2024	2	28	24	85.7	35	35	100.0	129	99	76.7	24	23	95.8	269	269	100.0	85	69	81.2				139	131	94.2	182	181	99.5	87	68	78.2	54	53	98.1
		5113445	2023	2	38	15	39.5	34	34	100.0	148	84	56.8	32	21	65.6	298	296	99.3	89	87	97.8				149	126	84.6	197	150	76.1	102	69	67.6	60	36	60.0
	MNQANDI H	5113323	2024	2	14	11	78.6				14	14	100.0	14	13	92.9	69	69	100.0	55	48	87.3	30	30	100.0	55	28	50.9	44	37	84.1	25	11	44.0	25	16	64.0
		5113323	2023	2	9	6	66.7				9	9	100.0	9	8	88.9	67	67	100.0	58	47	81.0	25	24	96.0	58	47	81.0	33	18	54.5	34	9	26.5	32	19	59.4

Province Districts	Centre Name	Centre Number	Exam Date	Quintile	Accounting			Agricultural Sciences			Business Studies			Economics			English First Additional Language			Geography			History			Life Sciences			Mathematical Literacy			Mathematics			Physical Sciences		
					Total Wrote	Achieved 30 - 100%	% Achieved at 30% and Above	Total Wrote	Achieved 30 - 100%	% Achieved at 30% and Above	Total Wrote	Achieved 30 - 100%	% Achieved at 30% and Above	Total Wrote	Achieved 30 - 100%	% Achieved at 30% and Above	Total Wrote	Achieved 30 - 100%	% Achieved at 30% and Above	Total Wrote	Achieved 30 - 100%	% Achieved at 30% and Above	Total Wrote	Achieved 30 - 100%	% Achieved at 30% and Above	Total Wrote	Achieved 30 - 100%	% Achieved at 30% and Above	Total Wrote	Achieved 30 - 100%	% Achieved at 30% and Above	Total Wrote	Achieved 30 - 100%	% Achieved at 30% and Above			
					KING CETSHWAYO	MNYAKANYA H	5113324	2024	2	39	29	74.4	35	35	100.0	39	38	97.4	39	30	76.9	110	110	100.0	37	37	100.0	36	36	100.0	35	32	91.4	70	67	95.7	41
	5113324	2023	2	36		28	77.8	33	32	97.0	36	32	88.9	36	29	80.6	112	112	100.0	44	42	95.5	44	44	100.0	33	30	90.9	69	58	84.1	44	34	77.3	33	30	90.9
MPEPHOSE S	5113446	2024	2								40	40	100.0				55	55	100.0	56	47	83.9				56	26	46.4	40	34	85.0	16	11	68.8	16	6	37.5
	5113446	2023	2								38	34	89.5				63	63	100.0	63	43	68.3				63	35	55.6	38	31	81.6	25	13	52.0	25	17	68.0
MPHAHLENI S	5113325	2024	2														19	18	94.7	19	18	94.7				19	15	78.9				19	7	36.8	19	16	84.2
	5113325	2023	2														28	28	100.0	28	23	82.1				28	21	75.0				28	5	17.9	28	17	60.7
MPHATHESITHA JS	5113326	2024	2	23		12	52.2	31	30	96.8	23	20	87.0	23	20	87.0	54	54	100.0							31	29	93.5	23	22	95.7	31	18	58.1	31	21	67.7
	5113326	2023	2	21		13	61.9	36	30	83.3	21	21	100.0	21	17	81.0	56	56	100.0							36	28	77.8	21	21	100.0	36	11	30.6	36	22	61.1
MPHEMBA H	5113327	2024	2	16		16	100.0	40	34	85.0	69	69	100.0	28	28	100.0	161	161	100.0	52	51	98.1	45	45	100.0	89	83	93.3	69	66	95.7	92	67	72.8	87	75	86.2
	5113327	2023	2	14		14	100.0	30	27	90.0	61	60	98.4	24	21	87.5	119	119	100.0	28	28	100.0	37	37	100.0	58	46	79.3	56	49	87.5	63	35	55.6	57	48	84.2
MTHIYAQHWA S	5113328	2024	2	42		23	54.8	57	49	86.0	42	33	78.6	42	31	73.8	162	161	99.4	105	74	70.5	55	50	90.9	57	47	82.5	55	43	78.2	107	35	32.7	65	32	49.2
	5113328	2023	2	28		23	82.1	36	30	83.3	28	24	85.7	28	25	89.3	113	112	99.1	79	66	83.5	41	40	97.6	36	29	80.6	41	31	75.6	72	34	47.2	44	25	56.8
MTHONGA S	5113141	2024	1					18	18	100.0	18	18	100.0				18	18	100.0													18	2	11.1			
	5113141	2023	1					20	20	100.0	20	20	100.0				20	20	100.0												20	3	15.0				
MTHONJANENI H	5113447	2024	3	17		14	82.4				45	43	95.6	17	17	100.0	65	65	100.0	48	48	100.0				48	46	95.8	45	45	100.0	20	20	100.0	20	20	100.0
	5113447	2023	3	11		8	72.7				25	14	56.0	11	6	54.5	52	52	100.0	41	36	87.8				41	31	75.6	25	22	88.0	27	21	77.8	27	27	100.0
MTHUNZINI H	5113217	2024	2	7		6	85.7	21	21	100.0	7	7	100.0	7	7	100.0	82	82	100.0	54	50	92.6	54	51	94.4	31	28	90.3	61	51	83.6	22	18	81.8	22	18	81.8
	5113217	2023	2					17	15	88.2							73	73	100.0	56	46	82.1	55	53	96.4	24	21	87.5	55	43	78.2	18	14	77.8	18	14	77.8
MUNDI SECONDARY SCHOOL	5113480	2024	2								15	15	100.0				16	16	100.0	16	14	87.5	9	9	100.0	15	9	60.0	9	9	100.0	7	3	42.9	7	3	42.9
	5113480	2023	2								21	21	100.0				21	21	100.0	21	20	95.2	12	12	100.0	21	13	61.9	12	12	100.0	9	5	55.6	9	5	55.6

Province Districts	Centre Name	Centre Number	Exam Date	Quintile	Accounting			Agricultural Sciences			Business Studies			Economics			English First Additional Language			Geography			History			Life Sciences			Mathematical Literacy			Mathematics			Physical Sciences		
					Total Wrote	Achieved 30 - 100%	% Achieved at 30% and Above	Total Wrote	Achieved 30 - 100%	% Achieved at 30% and Above	Total Wrote	Achieved 30 - 100%	% Achieved at 30% and Above	Total Wrote	Achieved 30 - 100%	% Achieved at 30% and Above	Total Wrote	Achieved 30 - 100%	% Achieved at 30% and Above	Total Wrote	Achieved 30 - 100%	% Achieved at 30% and Above	Total Wrote	Achieved 30 - 100%	% Achieved at 30% and Above	Total Wrote	Achieved 30 - 100%	% Achieved at 30% and Above	Total Wrote	Achieved 30 - 100%	% Achieved at 30% and Above	Total Wrote	Achieved 30 - 100%	% Achieved at 30% and Above			
					KING CETSHWAYO	MUNTONOKUDLA S	5113218	2024	3											158	150	94.9	100	63	63.0	0	0		131	27	20.6	101	66	65.3	30	11	36.7
		5113218	2023	3	22	15	68.2	105	40	38.1	22	17	77.3	22	17	77.3	180	173	96.1	105	59	56.2		34	30	88.2	118	71	60.2	42	14	33.3	34	22	64.7		
	MVUTSHINI H	5113329	2024	1	19	4	21.1	53	39	73.6	19	11	57.9	19	7	36.8	72	72	100.0					53	37	69.8				72	53	73.6	53	20	37.7		
		5113329	2023	1	17	17	100.0	46	39	84.8	17	17	100.0	17	17	100.0	63	63	100.0					46	46	100.0				63	58	92.1	46	45	97.8		
	NDESHENI H	5113219	2024	3				21	18	85.7						46	46	100.0	26	23	88.5	27	25	92.6	33	22	66.7	27	24	88.9	19	10	52.6	20	10	50.0	
		5113219	2023	3				27	24	88.9						63	63	100.0	36	24	66.7	36	36	100.0	29	22	75.9	36	25	69.4	27	17	63.0	27	12	44.4	
	NDLABEYILANDULA S	5113448	2024	2							46	33	71.7				68	67	98.5	68	54	79.4				22	20	90.9	46	36	78.3	22	16	72.7	22	15	68.2
		5113448	2023	2							48	24	50.0	48	16	33.3	76	75	98.7	28	22	78.6				28	24	85.7	48	24	50.0	28	6	21.4	28	5	17.9
	NDLONGOLWANE H	5113121	2024	1				25	25	100.0						49	49	100.0	24	24	100.0	24	24	100.0	25	25	100.0	24	18	75.0	25	15	60.0	24	24	100.0	
		5113121	2023	1				19	16	84.2						43	43	100.0	20	18	90.0	20	19	95.0	19	18	94.7	20	15	75.0	20	14	70.0	20	17	85.0	
	NDLUYESILO H	5113122	2024	2				12	12	100.0	20	20	100.0				32	32	100.0				20	20	100.0	32	32	100.0	20	18	90.0	12	10	83.3	12	11	91.7
		5113122	2023	2	19	7	36.8	33	23	69.7	19	19	100.0	19	14	73.7	54	53	98.1				25	23	92.0	34	31	91.2	43	32	74.4	10	7	70.0	8	8	100.0
	NGONO S	5113330	2024	1	45	41	91.1	46	42	91.3	45	45	100.0	45	45	100.0	243	240	98.8	94	84	89.4	111	101	91.0	148	132	89.2	139	120	86.3	104	83	79.8	87	67	77.0
		5113330	2023	1	17	14	82.4	47	43	91.5	17	16	94.1	17	17	100.0	218	215	98.6	154	134	87.0	108	102	94.4	201	164	81.6	108	78	72.2	111	69	62.2	94	65	69.1
	NGWEKAZI H	5113331	2024	2	6	6	100.0	36	21	58.3	2	2	100.0	0	0		102	102	100.0	65	65	100.0	73	71	97.3	103	72	69.9	73	66	90.4	29	27	93.1	29	27	93.1
		5113331	2023	2	22	19	86.4	30	22	73.3	11	5	45.5	37	21	56.8	151	151	100.0	68	66	97.1	82	82	100.0	131	97	74.0	88	71	80.7	43	40	93.0	42	29	69.0
	NGWENYA S	5113220	2024	3	2	1	50.0				11	10	90.9	2	2	100.0	11	11	100.0						10	10	100.0				10	4	40.0	10	10	100.0	
		5113220	2023	3	1	1	100.0				10	9	90.0	1	1	100.0	10	10	100.0						9	8	88.9				7	3	42.9	7	7	100.0	
	NHLOYANA S	5113449	2024	2	9	9	100.0				9	9	100.0				58	58	100.0	58	58	100.0	37	37	100.0	49	34	69.4	46	43	93.5	12	9	75.0	12	9	75.0
		5113449	2023	2	13	11	84.6				13	13	100.0				55	55	100.0	55	47	85.5	30	30	100.0	42	27	64.3	43	38	88.4	12	10	83.3	12	10	83.3

Province Districts	Centre Name	Centre Number	Exam Date	Quintile	Accounting			Agricultural Sciences			Business Studies			Economics			English First Additional Language			Geography			History			Life Sciences			Mathematical Literacy			Mathematics			Physical Sciences		
					Total Wrote	Achieved 30 - 100%	% Achieved at 30% and Above	Total Wrote	Achieved 30 - 100%	% Achieved at 30% and Above	Total Wrote	Achieved 30 - 100%	% Achieved at 30% and Above	Total Wrote	Achieved 30 - 100%	% Achieved at 30% and Above	Total Wrote	Achieved 30 - 100%	% Achieved at 30% and Above	Total Wrote	Achieved 30 - 100%	% Achieved at 30% and Above	Total Wrote	Achieved 30 - 100%	% Achieved at 30% and Above	Total Wrote	Achieved 30 - 100%	% Achieved at 30% and Above	Total Wrote	Achieved 30 - 100%	% Achieved at 30% and Above	Total Wrote	Achieved 30 - 100%	% Achieved at 30% and Above	Total Wrote	Achieved 30 - 100%	% Achieved at 30% and Above
					KING CETSHWAYO																																
NJINGILI S	5113222	2024	2							20	16	80.0	20	18	90.0	34	34	100.0	14	14	100.0	20	20	100.0	14	14	100.0	20	15	75.0	14	13	92.9	14	12	85.7	
	5113222	2023	2	6	5	83.3				19	15	78.9	19	13	68.4	44	44	100.0	25	21	84.0	13	13	100.0	25	16	64.0	20	13	65.0	24	16	66.7	25	14	56.0	
NKANDLA S	5113333	2024	2												81	81	100.0								56	51	91.1				81	40	49.4	81	36	44.4	
	5113333	2023	2												95	95	100.0								54	42	77.8				95	33	34.7	95	37	38.9	
NKANYISO H	5113334	2024	1										17	6	35.3	17	17	100.0							17	6	35.3				17	1	5.9	17	6	35.3	
	5113334	2023	1	3	3	100.0							17	17	100.0	17	17	100.0							17	17	100.0				17	3	17.6	14	14	100.0	
NKOSITHANDILE S	5113450	2024	2	13	13	100.0	119	114	95.8	84	76	90.5				210	210	100.0	89	86	96.6	101	99	98.0	79	78	98.7	147	120	81.6	62	47	75.8	47	42	89.4	
	5113450	2023	2	14	13	92.9	181	158	87.3	116	96	82.8	56	53	94.6	260	260	100.0	89	89	100.0	94	91	96.8	96	88	91.7	203	162	79.8	58	54	93.1	47	46	97.9	
NOGABISELA H	5113223	2024	2	36	18	50.0				78	78	100.0	36	35	97.2	77	77	100.0	41	41	100.0				77	77	100.0	37	37	100.0	41	36	87.8	41	41	100.0	
	5113223	2023	2	49	49	100.0				104	104	100.0	49	47	95.9	104	104	100.0	54	50	92.6				103	98	95.1	49	49	100.0	55	39	70.9	55	51	92.7	
NOKHALELA H	5113123	2024	1				49	49	100.0							94	94	100.0				72	72	100.0	51	44	86.3	72	65	90.3	24	13	54.2	24	7	29.2	
	5113123	2023	1				30	29	96.7							64	64	100.0				64	63	98.4	31	27	87.1	64	54	84.4							
NOMAQONI JS	5113124	2024	2	2	2	100.0				8	8	100.0	8	8	100.0	8	8	100.0	6	6	100.0								8	8	100.0						
	5113124	2023	2	1	1	100.0				14	13	92.9	14	14	100.0	14	14	100.0	13	13	100.0								14	14	100.0						
NOMAYACA H	5113125	2024	2	26	11	42.3	39	39	100.0	26	25	96.2	26	26	100.0	110	110	100.0	45	44	97.8	45	44	97.8	39	34	87.2	69	64	92.8	40	37	92.5	39	37	94.9	
	5113125	2023	2	34	15	44.1	50	44	88.0	34	27	79.4	34	27	79.4	135	135	100.0	51	40	78.4	51	50	98.0	50	36	72.0	82	71	86.6	53	42	79.2	50	45	90.0	
NONGAMLANA H	5113335	2024	1	14	14	100.0				27	27	100.0	25	24	96.0	89	89	100.0	64	64	100.0	52	52	100.0	62	52	83.9	62	53	85.5	27	25	92.6	23	23	100.0	
	5113335	2023	1	22	22	100.0				53	53	100.0	45	34	75.6	108	108	100.0	63	62	98.4	58	58	100.0	55	43	78.2	79	72	91.1	29	23	79.3	28	25	89.3	
NONGWELEZA H	5113451	2024	3				18	17	94.4							80	80	100.0	62	49	79.0	62	55	88.7	18	16	88.9	62	55	88.7	18	12	66.7	18	4	22.2	
	5113451	2023	3	25	13	52.0	21	18	85.7	25	21	84.0	25	16	64.0	83	83	100.0	37	30	81.1	37	37	100.0	21	18	85.7	57	45	78.9	26	14	53.8	21	12	57.1	



Province Districts	Centre Name	Centre Number	Exam Date	Quintile	Accounting			Agricultural Sciences			Business Studies			Economics			English First Additional Language			Geography			History			Life Sciences			Mathematical Literacy			Mathematics			Physical Sciences			
					Total Wrote	Achieved 30 - 100%	% Achieved at 30% and Above	Total Wrote	Achieved 30 - 100%	% Achieved at 30% and Above	Total Wrote	Achieved 30 - 100%	% Achieved at 30% and Above	Total Wrote	Achieved 30 - 100%	% Achieved at 30% and Above	Total Wrote	Achieved 30 - 100%	% Achieved at 30% and Above	Total Wrote	Achieved 30 - 100%	% Achieved at 30% and Above	Total Wrote	Achieved 30 - 100%	% Achieved at 30% and Above	Total Wrote	Achieved 30 - 100%	% Achieved at 30% and Above	Total Wrote	Achieved 30 - 100%	% Achieved at 30% and Above	Total Wrote	Achieved 30 - 100%	% Achieved at 30% and Above	Total Wrote	Achieved 30 - 100%	% Achieved at 30% and Above	
					KING CETSHWAYO	NOQANDELA JS	5113126	2024	1											7	7	100.0				7	6	85.7	7	3	42.9				7	2	28.6	6
		5113126	2023	1											10	10	100.0				10	10	100.0	10	8	80.0				10	4	40.0	10	3	30.0			
	NQAMANA JS	5113336	2024	1											13	13	100.0	13	10	76.9	13	10	76.9	13	11	84.6				13	3	23.1						
		5113336	2023	1											19	18	94.7	19	11	57.9	19	18	94.7	19	11	57.9				19	8	42.1						
	NQUMIZWE S	5113127	2024	2	20	20	100.0	13	13	100.0	31	29	93.5	20	19	95.0	57	57	100.0	24	24	100.0	24	24	100.0	26	22	84.6	41	38	92.7	16	16	100.0	13	12	92.3	
		5113127	2023	2	20	19	95.0	17	17	100.0	36	36	100.0	20	19	95.0	80	80	100.0	43	41	95.3	43	43	100.0	44	29	65.9	59	49	83.1	21	19	90.5	17	13	76.5	
	NQUNDU COMBINED SCHOOL	5113348	2024	99				41	36	87.8	40	34	85.0				41	41	100.0				27	27	100.0	41	22	53.7	27	25	92.6	14	6	42.9	14	4	28.6	
		5113348	2023	99				52	32	61.5	53	26	49.1				53	51	96.2				32	30	93.8	53	14	26.4	32	22	68.8	21	9	42.9	21	5	23.8	
	NTABANTUZUMA H	5113128	2024	2	15	14	93.3	68	65	95.6	27	24	88.9	27	24	88.9	156	156	100.0	94	75	79.8	61	53	86.9	68	62	91.2	124	106	85.5	32	28	87.5	32	24	75.0	
		5113128	2023	2	12	11	91.7	56	50	89.3	40	31	77.5	40	24	60.0	168	167	99.4	98	74	75.5	71	63	88.7	58	49	84.5	138	109	79.0	31	23	74.2	31	26	83.9	
	NTONGANDE H	5113452	2024	3	38	22	57.9				38	26	68.4	38	10	26.3	191	182	95.3	103	54	52.4	50	32	64.0	52	26	50.0	139	80	57.6	52	11	21.2	52	20	38.5	
		5113452	2023	3	38	22	57.9				38	26	68.4	38	19	50.0	245	239	97.6	135	80	59.3	71	35	49.3	57	32	56.1	188	94	50.0	57	20	35.1	57	23	40.4	
	NZUZA S	5113224	2024	2							18	12	66.7				18	18	100.0				17	17	100.0	18	8	44.4				18	2	11.1	1	1	100.0	
		5113224	2023	2							23	23	100.0				23	23	100.0				20	19	95.0	23	23	100.0				23	1	4.3	3	3	100.0	
	OBUKA SS	5113453	2024	1	0	0		72	71	98.6	26	25	96.2	26	23	88.5	98	98	100.0	37	27	73.0				72	72	100.0	0	0		42	42	100.0	35	30	85.7	
		5113453	2023	1	22	22	100.0	71	65	91.5	22	22	100.0	22	22	100.0	93	93	100.0	38	36	94.7				71	70	98.6	49	48	98.0	45	45	100.0	33	30	90.9	
	OLD MILL H	5113454	2024	5	52	41	78.8	29	24	82.8	52	52	100.0	52	41	78.8	159	159	100.0	29	29	100.0				78	61	78.2	48	43	89.6	111	58	52.3	48	45	93.8	
		5113454	2023	5	69	53	76.8	30	20	66.7	33	32	97.0	33	28	84.8	184	184	100.0	44	38	86.4				107	77	72.0	76	60	78.9	108	54	50.0	65	57	87.7	
	ONGOYE S	5113225	2024	3				29	16	55.2	21	10	47.6	21	8	38.1	120	118	98.3	99	71	71.7	35	31	88.6	36	24	66.7	62	34	54.8	56	10	17.9	36	12	33.3	
		5113225	2023	3	15	3	20.0	34	19	55.9	15	12	80.0	15	11	73.3	103	101	98.1	88	56	63.6	23	22	95.7	42	22	52.4	46	19	41.3	57	9	15.8	42	14	33.3	

Province Districts	Centre Name	Centre Number	Exam Date	Quintile	Accounting			Agricultural Sciences			Business Studies			Economics			English First Additional Language			Geography			History			Life Sciences			Mathematical Literacy			Mathematics			Physical Sciences			
					Total Wrote	Achieved 30 - 100%	% Achieved at 30% and Above	Total Wrote	Achieved 30 - 100%	% Achieved at 30% and Above	Total Wrote	Achieved 30 - 100%	% Achieved at 30% and Above	Total Wrote	Achieved 30 - 100%	% Achieved at 30% and Above	Total Wrote	Achieved 30 - 100%	% Achieved at 30% and Above	Total Wrote	Achieved 30 - 100%	% Achieved at 30% and Above	Total Wrote	Achieved 30 - 100%	% Achieved at 30% and Above	Total Wrote	Achieved 30 - 100%	% Achieved at 30% and Above	Total Wrote	Achieved 30 - 100%	% Achieved at 30% and Above	Total Wrote	Achieved 30 - 100%	% Achieved at 30% and Above				
					KING CETSHWAYO	PHANGIFA COM-TECH	5113129	2024	2	9	5	55.6				9	9	100.0	9	9	100.0	25	25	100.0													9	0
	5113129	2023	2	14		7	50.0				14	7	50.0	15	11	73.3	30	30	100.0												14	0	0.0					
PHEMBELA S	5113338	2024	1					10	10	100.0				10	9	90.0	11	11	100.0						11	10	90.9						10	0	0.0			
	5113338	2023	1					12	8	66.7				12	10	83.3	12	12	100.0						12	9	75.0					12	1	8.3				
PHINDIZWE H	5113339	2024	1					18	18	100.0	18	14	77.8				18	17	94.4						18	11	61.1	18	12	66.7								
	5113339	2023	1					9	9	100.0	9	9	100.0				9	9	100.0						9	9	100.0	9	9	100.0								
PHINDULIMI H	5113130	2024	2	6		5	83.3	26	17	65.4	10	10	100.0	10	9	90.0	60	60	100.0	26	17	65.4	26	25	96.2	26	13	50.0	53	35	66.0	9	6	66.7	8	7	87.5	
	5113130	2023	2	6		4	66.7	26	22	84.6	15	13	86.7	15	8	53.3	63	63	100.0	22	17	77.3	22	21	95.5	26	21	80.8	54	30	55.6	9	4	44.4	9	8	88.9	
PHUMOSIZINI S	5113455	2024	2					16	16	100.0	16	13	81.3				16	16	100.0						16	11	68.8	16	15	93.8								
	5113455	2023	2					15	15	100.0	15	15	100.0				15	15	100.0						15	15	100.0	15	15	100.0								
PRINCESS LANGAZANA S	5113142	2024	2	40		27	67.5	132	131	99.2	39	39	100.0	39	39	100.0	256	256	100.0	88	81	92.0	83	83	100.0	142	138	97.2	116	103	88.8	140	87	62.1	98	81	82.7	
	5113142	2023	2	28		24	85.7	89	87	97.8	35	33	94.3	35	31	88.6	228	228	100.0	116	105	90.5	86	86	100.0	131	124	94.7	115	93	80.9	113	97	85.8	102	86	84.3	
QALAKABUSHA SECONDARY SCHOOL	5113242	2024	3														7	7	100.0	7	7	100.0	5	5	100.0	7	5	71.4	5	4	80.0	1	1	100.0	1	1	100.0	
	5113242	2023	3														5	5	100.0	5	5	100.0				5	5	100.0				5	0	0.0	5	0	0.0	
QANTAYI H	5113226	2024	3	4		4	100.0	35	31	88.6							113	113	100.0	29	26	89.7				51	42	82.4	61	47	77.0	32	23	71.9	22	22	100.0	
	5113226	2023	3	13		13	100.0	88	62	70.5							202	201	99.5	89	66	74.2				155	115	74.2	103	66	64.1	99	78	78.8	69	55	79.7	
QHAKAZA S	5113227	2024	3	38		25	65.8				23	23	100.0	126	95	75.4	183	183	100.0	103	98	95.1				42	38	90.5	103	92	89.3	81	39	48.1	57	35	61.4	
	5113227	2023	3	36		23	63.9				35	29	82.9	144	65	45.1	222	221	99.5	187	148	79.1				55	44	80.0	110	72	65.5	111	45	40.5	77	40	51.9	
QHAMUKA S	5113456	2024	3	22		20	90.9				22	20	90.9	22	17	77.3	96	96	100.0	74	73	98.6	59	59	100.0	15	15	100.0	81	71	87.7	15	13	86.7	15	15	100.0	
	5113456	2023	3	15		13	86.7				15	15	100.0	15	15	100.0	81	81	100.0	66	55	83.3	50	49	98.0	16	16	100.0	65	47	72.3	16	13	81.3	16	16	100.0	

Province Districts	Centre Name	Centre Number	Exam Date	Quintile	Accounting			Agricultural Sciences			Business Studies			Economics			English First Additional Language			Geography			History			Life Sciences			Mathematical Literacy			Mathematics			Physical Sciences		
					Total Wrote	Achieved 30 - 100%	% Achieved at 30% and Above	Total Wrote	Achieved 30 - 100%	% Achieved at 30% and Above	Total Wrote	Achieved 30 - 100%	% Achieved at 30% and Above	Total Wrote	Achieved 30 - 100%	% Achieved at 30% and Above	Total Wrote	Achieved 30 - 100%	% Achieved at 30% and Above	Total Wrote	Achieved 30 - 100%	% Achieved at 30% and Above	Total Wrote	Achieved 30 - 100%	% Achieved at 30% and Above	Total Wrote	Achieved 30 - 100%	% Achieved at 30% and Above	Total Wrote	Achieved 30 - 100%	% Achieved at 30% and Above	Total Wrote	Achieved 30 - 100%	% Achieved at 30% and Above			
					KING CETSHWAYO	QONDINDLELA S	5113457	2024	2							7	7	100.0				7	7	100.0							7	7	100.0				7
	5113457	2023	2								8	8	100.0				8	8	100.0							8	1	12.5				8	2	25.0			
RICHARDS BAY S	5113458	2024	5								40	27	67.5							61	56	91.8				24	21	87.5	38	32	84.2	23	16	69.6	23	14	60.9
	5113458	2023	5								28	17	60.7							63	58	92.1				35	29	82.9	28	22	78.6	35	19	54.3	35	25	71.4
RICHARDSBAAI H	5113459	2024	5	15		14	93.3				36	33	91.7				51	51	100.0	19	19	100.0	20	20	100.0	80	75	93.8	64	64	100.0	90	71	78.9	70	57	81.4
	5113459	2023	5	39		37	94.9				62	54	87.1				86	86	100.0	25	24	96.0	24	23	95.8	98	83	84.7	86	86	100.0	100	85	85.0	75	65	86.7
RICHEM S	5113479	2024	99	22		20	90.9	22	18	81.8	98	94	95.9	28	27	96.4				47	47	100.0	30	30	100.0	81	70	86.4	73	73	100.0	63	57	90.5	38	33	86.8
	5113479	2023	99	25		23	92.0	22	18	81.8	94	90	95.7	44	33	75.0				35	34	97.1	33	33	100.0	63	55	87.3	62	61	98.4	65	50	76.9	33	31	93.9
SENZAKAHLE JS	5113341	2024	2					9	8	88.9							9	9	100.0							9	8	88.9				8	6	75.0	8	8	100.0
	5113341	2023	2					11	10	90.9							11	11	100.0							11	10	90.9				11	9	81.8	11	9	81.8
SENZELA JS	5113342	2024	1					27	26	96.3							27	27	100.0							27	25	92.6				27	13	48.1	27	24	88.9
	5113342	2023	1					16	16	100.0							16	16	100.0							16	15	93.8				16	14	87.5	16	16	100.0
SIBEKEZELE S	5113460	2024	2								12	9	75.0				48	48	100.0	49	49	100.0				37	32	86.5	45	45	100.0	4	4	100.0	4	4	100.0
	5113460	2023	2								19	14	73.7				49	49	100.0	49	39	79.6				30	25	83.3	42	36	85.7	7	6	85.7	7	6	85.7
SIBHAKABHAKA S	5113343	2024	1														17	17	100.0	17	15	88.2	17	17	100.0	17	15	88.2				17	2	11.8			
	5113343	2023	1														18	18	100.0	18	16	88.9	18	18	100.0	18	15	83.3				18	0	0.0			
SIBHAKUZA S	5113228	2024	1					17	17	100.0	10	9	90.0				27	27	100.0	8	8	100.0				19	18	94.7	10	8	80.0	16	10	62.5	16	14	87.5
	5113228	2023	1					21	20	95.2	22	22	100.0				43	43	100.0	15	12	80.0				28	25	89.3	18	15	83.3	25	7	28.0	21	20	95.2
SIBONOKUHLE H	5113461	2024	3	26		17	65.4				117	84	71.8	26	24	92.3	158	157	99.4	132	92	69.7				41	25	61.0	110	89	80.9	48	28	58.3	41	25	61.0
	5113461	2023	3	25		13	52.0				114	65	57.0	25	21	84.0	143	142	99.3	118	95	80.5	0	0		29	25	86.2	109	92	84.4	34	23	67.6	29	23	79.3

Province Districts	Centre Name	Centre Number	Exam Date	Quintile	Accounting			Agricultural Sciences			Business Studies			Economics			English First Additional Language			Geography			History			Life Sciences			Mathematical Literacy			Mathematics			Physical Sciences		
					Total Wrote	Achieved 30 - 100%	% Achieved at 30% and Above	Total Wrote	Achieved 30 - 100%	% Achieved at 30% and Above	Total Wrote	Achieved 30 - 100%	% Achieved at 30% and Above	Total Wrote	Achieved 30 - 100%	% Achieved at 30% and Above	Total Wrote	Achieved 30 - 100%	% Achieved at 30% and Above	Total Wrote	Achieved 30 - 100%	% Achieved at 30% and Above	Total Wrote	Achieved 30 - 100%	% Achieved at 30% and Above	Total Wrote	Achieved 30 - 100%	% Achieved at 30% and Above	Total Wrote	Achieved 30 - 100%	% Achieved at 30% and Above	Total Wrote	Achieved 30 - 100%	% Achieved at 30% and Above	Total Wrote	Achieved 30 - 100%	% Achieved at 30% and Above
					KING CETSHWAYO	SIHUBELA S	5113229	2024	2						14	10	71.4				31	31	100.0	31	31	100.0				31	22	71.0	14	10	71.4	17	9
		5113229	2023	2						27	21	77.8				39	38	97.4	39	33	84.6				39	28	71.8	27	19	70.4	12	7	58.3	12	8	66.7	
	SIKHULANGEMFUNDOS	5113240	2024	4	120	111	92.5			63	62	98.4	62	60	96.8	120	120	100.0							58	57	98.3				121	63	52.1	58	52	89.7	
		5113240	2023	4	142	108	76.1			83	67	80.7	83	64	77.1	142	142	100.0							59	55	93.2				142	77	54.2	59	51	86.4	
	SINQOBILE H	5113462	2024	2				31	23	74.2	38	32	84.2				38	38	100.0	38	36	94.7				38	31	81.6	28	27	96.4	10	1	10.0	7	1	14.3
		5113462	2023	2				31	22	71.0	43	32	74.4				43	43	100.0	43	37	86.0				43	27	62.8	30	23	76.7	13	4	30.8	12	1	8.3
	SIPHOSETHU H	5113131	2024	2	11	8	72.7			26	26	100.0	26	25	96.2	67	67	100.0	56	56	100.0	29	29	100.0	41	35	85.4	52	48	92.3	15	12	80.0	12	11	91.7	
		5113131	2023	2	9	2	22.2			36	35	97.2	36	35	97.2	84	84	100.0	75	75	100.0	38	38	100.0	48	45	93.8	72	62	86.1	12	11	91.7	10	10	100.0	
	SIPHOSO S	5113132	2024	2				25	22	88.0						86	86	100.0	86	68	79.1	61	60	98.4	86	42	48.8	61	40	65.6	25	16	64.0	25	17	68.0	
		5113132	2023	2	28	12	42.9	30	30	100.0	28	21	75.0	28	18	64.3	100	98	98.0	72	65	90.3	42	41	97.6	72	51	70.8	67	50	74.6	33	24	72.7	30	26	86.7
	SIPHUMELELE SECONDARY SCHOOL	5113481	2024	3	11	6	54.5			20	17	85.0	20	15	75.0	119	119	100.0	84	73	86.9	66	64	97.0	37	34	91.9	66	54	81.8	53	29	54.7	33	18	54.5	
		5113481	2023	3	19	6	31.6			19	16	84.2	19	9	47.4	159	154	96.9	140	87	62.1	95	79	83.2	107	51	47.7	95	54	56.8	64	24	37.5	45	21	46.7	
	SITHEKU H	5113463	2024	2				10	9	90.0						31	31	100.0	21	20	95.2	21	21	100.0	31	21	67.7	21	20	95.2	10	8	80.0	10	6	60.0	
		5113463	2023	2				11	8	72.7						28	28	100.0	17	10	58.8	17	15	88.2	28	10	35.7	17	12	70.6	11	4	36.4	11	2	18.2	
	SIYABONGA S	5113230	2024	2						26	25	96.2				26	24	92.3							26	15	57.7				26	2	7.7	26	9	34.6	
		5113230	2023	2						15	13	86.7				15	15	100.0							15	7	46.7				15	5	33.3	15	5	33.3	
	SIZAKAHLE JS	5113464	2024	3						67	55	82.1	36	28	77.8	72	72	100.0				40	40	100.0	37	36	97.3	34	28	82.4	38	24	63.2	36	27	75.0	
		5113464	2023	3						26	24	92.3	26	26	100.0	49	49	100.0				49	49	100.0	23	23	100.0	26	25	96.2	23	20	87.0	23	16	69.6	
	SIZWESONKE JS	5113344	2024	1	14	5	35.7			19	18	94.7	13	12	92.3	20	20	100.0							7	6	85.7	12	8	66.7	8	2	25.0	7	1	14.3	
		5113344	2023	1	12	6	50.0			20	19	95.0	11	11	100.0	21	21	100.0							10	9	90.0	11	11	100.0	10	2	20.0	10	3	30.0	

Province Districts	Centre Name	Centre Number	Exam Date	Quintile	Accounting			Agricultural Sciences			Business Studies			Economics			English First Additional Language			Geography			History			Life Sciences			Mathematical Literacy			Mathematics			Physical Sciences		
					Total Wrote	Achieved 30 - 100%	% Achieved at 30% and Above	Total Wrote	Achieved 30 - 100%	% Achieved at 30% and Above	Total Wrote	Achieved 30 - 100%	% Achieved at 30% and Above	Total Wrote	Achieved 30 - 100%	% Achieved at 30% and Above	Total Wrote	Achieved 30 - 100%	% Achieved at 30% and Above	Total Wrote	Achieved 30 - 100%	% Achieved at 30% and Above	Total Wrote	Achieved 30 - 100%	% Achieved at 30% and Above	Total Wrote	Achieved 30 - 100%	% Achieved at 30% and Above	Total Wrote	Achieved 30 - 100%	% Achieved at 30% and Above	Total Wrote	Achieved 30 - 100%	% Achieved at 30% and Above	Total Wrote	Achieved 30 - 100%	% Achieved at 30% and Above
					KINGCETSHWAYO																																
ST CATHERINES H	5113465	2024	99	3	3	100.0				1	1	100.0							1	1	100.0				8	8	100.0	2	2	100.0	9	9	100.0	9	7	77.8	
	5113465	2023	99	8	8	100.0				5	5	100.0							1	1	100.0				5	5	100.0	2	2	100.0	11	11	100.0	7	7	100.0	
SUNNYDALE S	5113133	2024	4	17	12	70.6				17	16	94.1	17	15	88.2				76	73	96.1	51	51	100.0	36	33	91.7	65	60	92.3	39	27	69.2	36	27	75.0	
	5113133	2023	4	26	21	80.8				26	25	96.2	26	20	76.9				61	58	95.1	45	44	97.8	29	26	89.7	62	58	93.5	38	31	81.6	29	23	79.3	
THAMBOLINI JS	5113241	2024	3							40	39	97.5				64	64	100.0	24	24	100.0				40	35	87.5				64	30	46.9	64	54	84.4	
	5113241	2023	3							38	33	86.8				70	70	100.0	32	30	93.8				38	29	76.3				70	31	44.3	70	45	64.3	
THANDUYISE H	5113466	2024	4	27	22	81.5				27	27	100.0	27	27	100.0	115	115	100.0	40	39	97.5	48	45	93.8	88	57	64.8	75	72	96.0	40	33	82.5	37	18	48.6	
	5113466	2023	4	32	26	81.3				28	27	96.4	28	24	85.7	94	94	100.0	24	23	95.8	38	38	100.0	66	44	66.7	51	48	94.1	43	25	58.1	34	22	64.7	
THOLOKUHLE S	5113467	2024	4	95	83	87.4	73	49	67.1	115	85	73.9	51	36	70.6	285	285	100.0	117	111	94.9	73	72	98.6	169	107	63.3	154	115	74.7	131	69	52.7	96	50	52.1	
	5113467	2023	4	84	54	64.3	127	65	51.2	75	41	54.7	40	27	67.5	295	293	99.3	172	135	78.5	128	118	92.2	220	128	58.2	186	119	64.0	108	64	59.3	92	68	73.9	
TISAND TECHNICAL H	5113231	2024	4													117	117	100.0													57	48	84.2	57	56	98.2	
	5113231	2023	4													96	96	100.0													54	35	64.8	54	47	87.0	
TSHELAMANZI S	5113468	2024	3							18	16	88.9	10	9	90.0	18	18	100.0							18	7	38.9	10	10	100.0	8	3	37.5	8	4	50.0	
	5113468	2023	3							22	21	95.5	10	8	80.0	22	22	100.0							22	13	59.1	15	15	100.0	7	6	85.7	12	10	83.3	
UBAMBISWANO H	5113134	2024	4				26	25	96.2							66	66	100.0	40	38	95.0	40	40	100.0	26	25	96.2	40	35	87.5	26	18	69.2	26	25	96.2	
	5113134	2023	4				17	17	100.0							54	54	100.0	37	35	94.6	37	37	100.0	17	17	100.0	37	33	89.2	17	14	82.4	17	17	100.0	
UGOME J S	5113483	2024	3				34	34	100.0							117	117	100.0	84	67	79.8	79	74	93.7	39	39	100.0	80	63	78.8	40	35	87.5	40	32	80.0	
	5113483	2023	3				29	22	75.9							96	95	99.0	67	57	85.1	60	57	95.0	96	69	71.9	60	51	85.0	36	25	69.4	36	26	72.2	
UMBIYA S	5113469	2024	2													54	53	98.1	53	38	71.7	47	41	87.2	53	17	32.1	46	36	78.3	4	2	50.0	6	2	33.3	
	5113469	2023	2													56	54	96.4	56	42	75.0	42	34	81.0	55	20	36.4	42	22	52.4	14	6	42.9	14	6	42.9	

Province Districts	Centre Name	Centre Number	Exam Date	Quintile	Accounting			Agricultural Sciences			Business Studies			Economics			English First Additional Language			Geography			History			Life Sciences			Mathematical Literacy			Mathematics			Physical Sciences			
					Total Wrote	Achieved 30 - 100%	% Achieved at 30% and Above	Total Wrote	Achieved 30 - 100%	% Achieved at 30% and Above	Total Wrote	Achieved 30 - 100%	% Achieved at 30% and Above	Total Wrote	Achieved 30 - 100%	% Achieved at 30% and Above	Total Wrote	Achieved 30 - 100%	% Achieved at 30% and Above	Total Wrote	Achieved 30 - 100%	% Achieved at 30% and Above	Total Wrote	Achieved 30 - 100%	% Achieved at 30% and Above	Total Wrote	Achieved 30 - 100%	% Achieved at 30% and Above	Total Wrote	Achieved 30 - 100%	% Achieved at 30% and Above	Total Wrote	Achieved 30 - 100%	% Achieved at 30% and Above	Total Wrote	Achieved 30 - 100%	% Achieved at 30% and Above	
					KING CETSHWAYO	UMDLAMFE S	5113232	2024	4	26	18	69.2	23	23	100.0	63	50	79.4	26	24	92.3	162	162	100.0	99	89	89.9	37	35	94.6	98	69	70.4	120	103	85.8	42	32
		5113232	2023	4	20	16	80.0	15	15	100.0	42	37	88.1	20	15	75.0	149	149	100.0	107	105	98.1	22	22	100.0	107	62	57.9	102	86	84.3	47	40	85.1	29	26	89.7	
	UMKHOSI H	5113470	2024	2							61	50	82.0				86	86	100.0	77	66	85.7				58	40	69.0	55	43	78.2	31	17	54.8	22	17	77.3	
		5113470	2023	2							44	40	90.9				59	59	100.0	54	48	88.9				38	24	63.2	41	26	63.4	18	7	38.9	15	9	60.0	
	UMPHEZENI S	5113135	2024	2							23	22	95.7				23	23	100.0							23	23	100.0	23	23	100.0							
		5113135	2023	2	17	17	100.0				20	20	100.0				20	20	100.0							20	20	100.0	15	15	100.0	5	4	80.0	3	3	100.0	
	UMZIKAZI H	5113345	2024	1				32	30	93.8							74	74	100.0	42	36	85.7	42	42	100.0	32	23	71.9	42	30	71.4	32	12	37.5	32	25	78.1	
		5113345	2023	1				35	28	80.0							96	92	95.8	61	40	65.6	61	49	80.3	35	26	74.3	61	31	50.8	35	18	51.4	35	26	74.3	
	UPHINDO S	5113233	2024	3				46	34	73.9							46	46	100.0				34	29	85.3	46	20	43.5	34	27	79.4	13	2	15.4	12	2	16.7	
		5113233	2023	3				54	54	100.0							54	54	100.0				20	20	100.0	54	49	90.7	33	33	100.0	21	20	95.2	15	13	86.7	
	UYAYA S	5113136	2024	1				61	59	96.7	56	42	75.0				64	63	98.4							64	64	100.0	44	29	65.9	20	12	60.0	11	10	90.9	
		5113136	2023	1				27	27	100.0	27	27	100.0				27	27	100.0							27	27	100.0	22	20	90.9	5	5	100.0				
	UYENGO S	5113471	2024	3	28	9	32.1				66	54	81.8	28	26	92.9	189	189	100.0	108	87	80.6	123	107	87.0	56	45	80.4	123	91	74.0	66	36	54.5	38	26	68.4	
		5113471	2023	3	68	10	14.7				74	51	68.9	41	25	61.0	175	175	100.0	88	73	83.0	88	82	93.2	116	54	46.6	87	69	79.3	86	50	58.1	45	34	75.6	
	VELAMUVA H	5113137	2024	2				74	71	95.9							74	74	100.0	59	57	96.6				15	14	93.3	59	43	72.9	15	14	93.3	15	11	73.3	
		5113137	2023	2				82	54	65.9							80	77	96.3	62	52	83.9				20	19	95.0	62	27	43.5	20	17	85.0	20	17	85.0	
	VELANGAYE H	5113346	2024	1	54	41	75.9	108	104	96.3	54	45	83.3	51	50	98.0	390	390	100.0	154	151	98.1	76	69	90.8	263	233	88.6	111	85	76.6	278	207	74.5	265	195	73.6	
		5113346	2023	1	41	35	85.4	85	76	89.4	43	38	88.4	41	34	82.9	369	367	99.5	164	140	85.4	71	70	98.6	257	195	75.9	94	73	77.7	275	145	52.7	262	145	55.3	
	VULEKA SCHOOL FOR THE DEAF	5113347	2024	99													12	12	100.0										12	3	25.0							
		5113347	2023	99													9	9	100.0										9	1	11.1							

Province Districts	Centre Name	Centre Number	Exam Date	Quintile	Accounting			Agricultural Sciences			Business Studies			Economics			English First Additional Language			Geography			History			Life Sciences			Mathematical Literacy			Mathematics			Physical Sciences		
					Total Wrote	Achieved 30 - 100%	% Achieved at 30% and Above	Total Wrote	Achieved 30 - 100%	% Achieved at 30% and Above	Total Wrote	Achieved 30 - 100%	% Achieved at 30% and Above	Total Wrote	Achieved 30 - 100%	% Achieved at 30% and Above	Total Wrote	Achieved 30 - 100%	% Achieved at 30% and Above	Total Wrote	Achieved 30 - 100%	% Achieved at 30% and Above	Total Wrote	Achieved 30 - 100%	% Achieved at 30% and Above	Total Wrote	Achieved 30 - 100%	% Achieved at 30% and Above	Total Wrote	Achieved 30 - 100%	% Achieved at 30% and Above	Total Wrote	Achieved 30 - 100%	% Achieved at 30% and Above	Total Wrote	Achieved 30 - 100%	% Achieved at 30% and Above
					KING CETSHWAYO	WELABASHA H	5113472	2024	2	30	22	73.3	56	56	100.0	30	30	100.0	30	30	100.0	268	268	100.0	182	165	90.7	47	47	100.0	155	119	76.8	176	153	86.9	72
		5113472	2023	2	50	29	58.0	72	72	100.0	122	119	97.5	50	39	78.0	286	285	99.7	164	153	93.3	48	48	100.0	157	136	86.6	183	158	86.3	92	78	84.8	91	77	84.6
	YAMELA S	5113138	2024	2												96	94	97.9	94	73	77.7	78	67	85.9	32	26	81.3	77	57	74.0	17	11	64.7	17	13	76.5	
		5113138	2023	2												71	71	100.0	70	54	77.1	48	48	100.0	36	34	94.4	48	36	75.0	23	13	56.5	23	20	87.0	
	YANGUYE H	5113473	2024	2	20	11	55.0				20	18	90.0	20	16	80.0	85	85	100.0	65	62	95.4	39	39	100.0	65	35	53.8	58	55	94.8	27	22	81.5	26	22	84.6
		5113473	2023	2	26	20	76.9				26	24	92.3	26	20	76.9	73	72	98.6	47	38	80.9	27	27	100.0	47	21	44.7	51	45	88.2	22	15	68.2	20	16	80.0
	ZAKHEKAHLE S	5113474	2024	2							66	42	63.6				98	93	94.9				66	50	75.8	58	21	36.2	53	36	67.9	10	8	80.0	10	10	100.0
		5113474	2023	2							82	46	56.1				103	100	97.1				93	84	90.3	75	43	57.3	72	39	54.2	9	5	55.6	8	6	75.0
	ZENZELENI MASHAMASE S	5113234	2024	2				37	28	75.7	24	14	58.3	24	6	25.0	76	74	97.4						50	24	48.0				76	13	17.1	19	13	68.4	
		5113234	2023	2	26	6	23.1	34	26	76.5	26	17	65.4	26	10	38.5	66	66	100.0						41	23	56.1				67	12	17.9	41	15	36.6	
	ZIMEME H	5113235	2024	1							106	74	69.8				106	104	98.1						48	19	39.6	58	33	56.9	48	14	29.2	48	11	22.9	
		5113235	2023	1							107	74	69.2				107	101	94.4						106	22	20.8	61	25	41.0	46	9	19.6	46	8	17.4	
	ZINQOBELE S	5113236	2024	1				36	35	97.2							54	54	100.0	31	31	100.0				36	28	77.8	42	34	81.0	12	8	66.7	5	5	100.0
		5113236	2023	1				39	30	76.9							68	68	100.0	34	31	91.2				39	26	66.7	56	31	55.4	12	7	58.3	5	5	100.0
	ZIPHOZONKE H	5113475	2024	3	32	23	71.9	45	45	100.0	32	28	87.5	32	32	100.0	125	125	100.0	92	89	96.7	35	35	100.0	56	40	71.4	68	65	95.6	57	35	61.4	57	44	77.2
		5113475	2023	3	34	32	94.1	27	27	100.0	34	30	88.2	34	34	100.0	134	134	100.0	100	91	91.0	67	67	100.0	33	31	93.9	106	87	82.1	28	28	100.0	27	27	100.0
	ZWELITHINI H	5113139	2024	4	38	32	84.2	22	22	100.0	38	38	100.0	38	34	89.5	200	198	99.0	140	116	82.9	126	115	91.3	36	36	100.0	163	135	82.8	37	37	100.0	36	33	91.7
		5113139	2023	4	40	30	75.0	31	29	93.5	39	32	82.1	39	29	74.4	202	202	100.0	131	106	80.9	117	112	95.7	46	43	93.5	149	120	80.5	53	43	81.1	46	38	82.6



Province Districts	Centre Name	Centre Number	Exam Date	Quintile	Accounting			Agricultural Sciences			Business Studies			Economics			English First Additional Language			Geography			History			Life Sciences			Mathematical Literacy			Mathematics			Physical Sciences		
					Total Wrote	Achieved 30 - 100%	% Achieved at 30% and Above	Total Wrote	Achieved 30 - 100%	% Achieved at 30% and Above	Total Wrote	Achieved 30 - 100%	% Achieved at 30% and Above	Total Wrote	Achieved 30 - 100%	% Achieved at 30% and Above	Total Wrote	Achieved 30 - 100%	% Achieved at 30% and Above	Total Wrote	Achieved 30 - 100%	% Achieved at 30% and Above	Total Wrote	Achieved 30 - 100%	% Achieved at 30% and Above	Total Wrote	Achieved 30 - 100%	% Achieved at 30% and Above	Total Wrote	Achieved 30 - 100%	% Achieved at 30% and Above	Total Wrote	Achieved 30 - 100%	% Achieved at 30% and Above	Total Wrote	Achieved 30 - 100%	% Achieved at 30% and Above
					PINETOWN	ALBINI H	5412101	2024	3	46	39	84.8				46	46	100.0	46	35	76.1	134	134	100.0	88	88	100.0	44	44	100.0	88	83	94.3	72	72	100.0	61
		5412101	2023	3	42	32	76.2				42	41	97.6	42	36	85.7	144	144	100.0	102	100	98.0	52	52	100.0	102	96	94.1	80	77	96.3	64	49	76.6	50	40	80.0
	AM MOOLLA SPES NOVA	5412446	2024	99							4	2	50.0																4	4	100.0						
		5412446	2023	99							4	1	25.0																4	4	100.0						
	AMANDLETHU S	5412301	2024	3	26	24	92.3				47	42	89.4	29	29	100.0	177	177	100.0	85	76	89.4	95	87	91.6	47	29	61.7	143	100	69.9	33	22	66.7	23	22	95.7
		5412301	2023	3	20	19	95.0				26	18	69.2	20	18	90.0	211	211	100.0	123	107	87.0	112	105	93.8	63	44	69.8	150	105	70.0	61	24	39.3	44	41	93.2
	AMAOTI NO 3 COMBINED	5412401	2024	3	22	22	100.0				41	40	97.6	41	40	97.6	164	163	99.4	67	59	88.1	94	89	94.7	33	26	78.8	134	121	90.3	31	30	96.8	30	23	76.7
		5412401	2023	3	15	15	100.0				30	30	100.0	30	28	93.3	136	136	100.0	54	47	87.0	75	74	98.7	71	52	73.2	104	98	94.2	32	31	96.9	31	27	87.1
	AMATSHEZULU H	5412201	2024	3	8	3	37.5	10	9	90.0	25	14	56.0	25	17	68.0	116	114	98.3	80	53	66.3	59	49	83.1	28	26	92.9	95	56	58.9	21	16	76.2	20	11	55.0
		5412201	2023	3	11	2	18.2	29	19	65.5	24	19	79.2	24	13	54.2	130	130	100.0	77	41	53.2	49	46	93.9	57	33	57.9	66	28	42.4	64	15	23.4	41	24	58.5
	AVONFORD S	5412403	2024	5	16	16	100.0				50	50	100.0										43	43	100.0	32	32	100.0	50	49	98.0	26	26	100.0	21	20	95.2
		5412403	2023	5	17	17	100.0				44	44	100.0										31	31	100.0	30	30	100.0	62	54	87.1	28	27	96.4	28	24	85.7
	BELVERTON S	5412404	2024	4	26	25	96.2				66	64	97.0							126	125	99.2				67	65	97.0	114	112	98.2	39	38	97.4	26	25	96.2
		5412404	2023	4	14	14	100.0				33	32	97.0							93	92	98.9				56	54	96.4	75	72	96.0	38	32	84.2	26	24	92.3
	BHEKISISA H	5412302	2024	4													156	155	99.4	15	15	100.0	143	136	95.1	13	10	76.9	144	116	80.6	13	10	76.9	13	8	61.5
		5412302	2023	4												79	79	100.0	79	77	97.5	61	61	100.0	18	17	94.4	59	57	96.6	16	13	81.3	17	15	88.2	
	BROOKDALE S	5412405	2024	5												74	74	100.0	36	34	94.4	57	57	100.0	19	19	100.0	97	73	75.3	18	18	100.0	18	16	88.9	
		5412405	2023	5															50	38	76.0	70	68	97.1	24	24	100.0	106	76	71.7	24	24	100.0	24	20	83.3	
	BUFFELSDALE S	5412406	2024	5															20	20	100.0				14	13	92.9	24	21	87.5	6	4	66.7	6	4	66.7	
		5412406	2023	5	18	12	66.7												16	16	100.0				22	22	100.0	30	29	96.7	12	4	33.3	11	10	90.9	

Province Districts	Centre Name	Centre Number	Exam Date	Quintile	Accounting			Agricultural Sciences			Business Studies			Economics			English First Additional Language			Geography			History			Life Sciences			Mathematical Literacy			Mathematics			Physical Sciences		
					Total Wrote	Achieved 30 - 100%	% Achieved at 30% and Above	Total Wrote	Achieved 30 - 100%	% Achieved at 30% and Above	Total Wrote	Achieved 30 - 100%	% Achieved at 30% and Above	Total Wrote	Achieved 30 - 100%	% Achieved at 30% and Above	Total Wrote	Achieved 30 - 100%	% Achieved at 30% and Above	Total Wrote	Achieved 30 - 100%	% Achieved at 30% and Above	Total Wrote	Achieved 30 - 100%	% Achieved at 30% and Above	Total Wrote	Achieved 30 - 100%	% Achieved at 30% and Above	Total Wrote	Achieved 30 - 100%	% Achieved at 30% and Above	Total Wrote	Achieved 30 - 100%	% Achieved at 30% and Above	Total Wrote	Achieved 30 - 100%	% Achieved at 30% and Above
					PINETOWN	BUHLEBEMFUNDO S	5412102	2024	4	22	15	68.2				68	48	70.6	22	17	77.3	193	192	99.5	105	94	89.5	114	103	90.4	56	49	87.5	154	125	81.2	39
		5412102	2023	4	16	9	56.3				57	47	82.5	16	13	81.3	137	137	100.0	56	50	89.3	68	57	83.8	57	49	86.0	106	89	84.0	31	16	51.6	30	24	80.0
	CRYSTAL POINT S	5412409	2024	5							90	88	97.8							40	40	100.0	50	50	100.0	109	105	96.3	95	95	100.0	37	36	97.3	37	36	97.3
		5412409	2023	5	21	19	90.5				81	76	93.8							28	28	100.0	37	36	97.3	77	73	94.8	85	84	98.8	46	41	89.1	35	33	94.3
	DABEKA S	5412303	2024	3	9	8	88.9				34	28	82.4	34	28	82.4	146	145	99.3	111	67	60.4	94	86	91.5	18	18	100.0	126	95	75.4	19	12	63.2	18	18	100.0
		5412303	2023	3	12	10	83.3				56	51	91.1	45	42	93.3	118	118	100.0	73	65	89.0	46	45	97.8	24	22	91.7	82	74	90.2	36	17	47.2	24	22	91.7
	DALEVIEW S	5412304	2024	5							28	26	92.9							26	26	100.0				9	9	100.0	32	30	93.8						
		5412304	2023	5							24	21	87.5							37	32	86.5				23	17	73.9	37	32	86.5						
	DASSENHOEK H	5412103	2024	3	14	0	0.0	18	11	61.1	14	3	21.4	13	0	0.0	101	98	97.0	49	25	51.0	68	51	75.0	17	10	58.8	85	27	31.8	17	6	35.3	16	2	12.5
		5412103	2023	3	23	7	30.4	22	18	81.8	23	15	65.2	24	10	41.7	103	103	100.0	38	19	50.0	57	54	94.7	23	20	87.0	65	34	52.3	37	9	24.3	19	10	52.6
	DICK NDLOVU H	5412104	2024	2	4	3	75.0				21	15	71.4	21	15	71.4	80	79	98.8	39	36	92.3	37	37	100.0	45	29	64.4	58	52	89.7	22	10	45.5	22	19	86.4
		5412104	2023	2	9	2	22.2				27	21	77.8	27	8	29.6	99	99	100.0	34	23	67.6	57	50	87.7	46	19	41.3	75	43	57.3	23	7	30.4	16	12	75.0
	DLULUMUZI SECONDARY SCHOOL	5412710	2024	2												43	41	95.3	43	32	74.4	33	32	97.0	43	30	69.8	33	26	78.8	10	5	50.0	10	2	20.0	
		5412710	2023	2												27	26	96.3	27	26	96.3	16	14	87.5	27	26	96.3	16	16	100.0	11	11	100.0	11	10	90.9	
	DR AD LAZARUS S	5412105	2024	5	14	13	92.9				65	44	67.7							44	40	90.9	51	48	94.1	78	66	84.6	53	41	77.4	65	49	75.4	37	31	83.8
		5412105	2023	5	29	19	65.5				89	56	62.9							48	44	91.7	54	53	98.1	108	80	74.1	65	52	80.0	86	48	55.8	44	37	84.1
	DR JL DUBE H	5412305	2024	4	17	17	100.0				63	63	100.0	55	54	98.2	83	83	100.0	19	19	100.0	17	17	100.0	50	47	94.0	69	68	98.6	14	14	100.0	11	10	90.9
		5412305	2023	4	24	23	95.8				71	71	100.0	61	59	96.7	91	91	100.0	16	16	100.0	12	12	100.0	57	57	100.0	71	70	98.6	19	18	94.7	18	18	100.0
	DUMEHLEZI H	5412306	2024	3	9	9	100.0				30	28	93.3	9	9	100.0	101	101	100.0	23	22	95.7	79	78	98.7	36	26	72.2	83	75	90.4	17	16	94.1	13	13	100.0
		5412306	2023	3	11	11	100.0				23	22	95.7	11	10	90.9	58	58	100.0	25	25	100.0	27	27	100.0	24	24	100.0	33	32	97.0	25	25	100.0	20	19	95.0

Province Districts	Centre Name	Centre Number	Exam Date	Quintile	Accounting			Agricultural Sciences			Business Studies			Economics			English First Additional Language			Geography			History			Life Sciences			Mathematical Literacy			Mathematics			Physical Sciences		
					Total Wrote	Achieved 30 - 100%	% Achieved at 30% and Above	Total Wrote	Achieved 30 - 100%	% Achieved at 30% and Above	Total Wrote	Achieved 30 - 100%	% Achieved at 30% and Above	Total Wrote	Achieved 30 - 100%	% Achieved at 30% and Above	Total Wrote	Achieved 30 - 100%	% Achieved at 30% and Above	Total Wrote	Achieved 30 - 100%	% Achieved at 30% and Above	Total Wrote	Achieved 30 - 100%	% Achieved at 30% and Above	Total Wrote	Achieved 30 - 100%	% Achieved at 30% and Above	Total Wrote	Achieved 30 - 100%	% Achieved at 30% and Above	Total Wrote	Achieved 30 - 100%	% Achieved at 30% and Above			
					PINETOWN	EARLINGTON S	5412410	2024	5	18	18	100.0				84	84	100.0							83	83	100.0				90	90	100.0	84	84	100.0	39
5412410	2023	5	20	20			100.0				79	79	100.0							87	87	100.0				65	60	92.3	103	101	98.1	30	27	90.0	24	23	95.8
EASTBURY S	5412411	2024	5	7		7	100.0				52	48	92.3													44	43	97.7	55	52	94.5	21	17	81.0	17	16	94.1
	5412411	2023	5	15		12	80.0				55	43	78.2													51	36	70.6	56	49	87.5	22	13	59.1	16	10	62.5
EMACHOBENI SEC SCHOOL	5412538	2024	3	9		9	100.0				22	22	100.0	9	9	100.0	100	100	100.0	43	43	100.0	63	63	100.0	78	75	96.2	69	69	100.0	30	29	96.7	28	28	100.0
	5412538	2023	3	10		10	100.0				26	26	100.0	10	10	100.0	86	86	100.0	36	36	100.0	59	59	100.0	59	58	98.3	67	67	100.0	18	18	100.0	16	16	100.0
ERIC MTSHALI SECONDARY SCHOOL	5412545	2024	3	13		6	46.2				35	29	82.9	35	30	85.7	113	113	100.0	59	55	93.2	56	56	100.0	58	46	79.3	78	59	75.6	34	21	61.8	21	19	90.5
	5412545	2023	3	13		7	53.8				32	30	93.8	32	29	90.6	99	98	99.0	53	47	88.7	43	41	95.3	53	42	79.2	75	53	70.7	25	14	56.0	25	23	92.0
FAIRBREEZE S	5412412	2024	4	12		9	75.0				18	17	94.4							31	31	100.0	39	39	100.0	23	18	78.3	51	47	92.2	11	10	90.9	11	9	81.8
	5412412	2023	4	34		24	70.6													46	45	97.8	33	32	97.0	34	29	85.3	53	52	98.1	14	6	42.9	8	8	100.0
FERNDALE COMBINED	5412413	2024	4	25		19	76.0				40	37	92.5	25	24	96.0	66	66	100.0	23	22	95.7	34	34	100.0	23	18	78.3	70	68	97.1	12	12	100.0	6	6	100.0
	5412413	2023	4	29		23	79.3				24	19	79.2	26	21	80.8	48	48	100.0	25	25	100.0	14	14	100.0	25	24	96.0	36	31	86.1	28	16	57.1	11	11	100.0
FORESTHAVEN S	5412414	2024	5	23		22	95.7				49	47	95.9							24	24	100.0				43	38	88.4	45	44	97.8	30	23	76.7	22	18	81.8
	5412414	2023	5								23	20	87.0							11	11	100.0				20	12	60.0	21	20	95.2	13	3	23.1	12	3	25.0
FULTON SCHOOL FOR THE DEAF	5412106	2024	99													5	5	100.0	1	0	0.0								5	5	100.0						
	5412106	2023	99													5	5	100.0											5	4	80.0						
GABIGABI SS	5412202	2024	3	25		9	36.0	18	17	94.4	47	30	63.8	25	16	64.0	126	126	100.0	83	67	80.7	57	53	93.0	79	62	78.5	80	55	68.8	46	25	54.3	44	33	75.0
	5412202	2023	3	36		9	25.0	20	14	70.0	78	24	30.8	36	8	22.2	160	155	96.9	105	79	75.2	74	54	73.0	83	53	63.9	101	46	45.5	60	10	16.7	50	28	56.0
GELOFTE H	5412107	2024	4	8		8	100.0				20	19	95.0				43	43	100.0	16	15	93.8				13	12	92.3	29	29	100.0	14	13	92.9	7	6	85.7
	5412107	2023	4	12		12	100.0				21	21	100.0				47	47	100.0	17	17	100.0				19	18	94.7	19	19	100.0	28	23	82.1	13	9	69.2

Province Districts	Centre Name	Centre Number	Exam Date	Quintile	Accounting			Agricultural Sciences			Business Studies			Economics			English First Additional Language			Geography			History			Life Sciences			Mathematical Literacy			Mathematics			Physical Sciences		
					Total Wrote	Achieved 30 - 100%	% Achieved at 30% and Above	Total Wrote	Achieved 30 - 100%	% Achieved at 30% and Above	Total Wrote	Achieved 30 - 100%	% Achieved at 30% and Above	Total Wrote	Achieved 30 - 100%	% Achieved at 30% and Above	Total Wrote	Achieved 30 - 100%	% Achieved at 30% and Above	Total Wrote	Achieved 30 - 100%	% Achieved at 30% and Above	Total Wrote	Achieved 30 - 100%	% Achieved at 30% and Above	Total Wrote	Achieved 30 - 100%	% Achieved at 30% and Above	Total Wrote	Achieved 30 - 100%	% Achieved at 30% and Above	Total Wrote	Achieved 30 - 100%	% Achieved at 30% and Above	Total Wrote	Achieved 30 - 100%	% Achieved at 30% and Above
					PINETOWN	GLENHAVEN S	5412415	2024	4	14	10	71.4				14	11	78.6							32	31	96.9	6	6	100.0	29	26	89.7	50	44	88.0	30
GLENHAVEN S	5412415	2023	4	22		11	50.0				22	17	77.3							81	72	88.9	47	43	91.5	81	53	65.4	151	109	72.2	39	27	69.2	34	23	67.6
GREENBURY S	5412307	2024	5	79		76	96.2				118	110	93.2							81	78	96.3				160	148	92.5	101	100	99.0	108	69	63.9	91	57	62.6
GREENBURY S	5412307	2023	5	111		93	83.8				162	145	89.5							57	55	96.5				198	175	88.4	124	116	93.5	145	89	61.4	108	71	65.7
GROVE END S	5412416	2024	5	9		9	100.0				49	34	69.4				62	62	100.0	24	24	100.0	54	54	100.0	25	22	88.0	96	86	89.6	10	9	90.0	10	10	100.0
GROVE END S	5412416	2023	5	25		18	72.0				51	40	78.4				70	70	100.0	8	7	87.5	46	43	93.5	36	23	63.9	98	71	72.4	9	8	88.9	9	7	77.8
HAMPTONS HIGH	5412659	2024	99	6		3	50.0				31	28	90.3										23	23	100.0	27	22	81.5	24	24	100.0	16	11	68.8	9	3	33.3
HAMPTONS HIGH	5412659	2023	99								33	31	93.9							12	12	100.0	11	11	100.0	28	20	71.4	22	22	100.0	20	6	30.0	10	5	50.0
HAVENPARK S	5412417	2024	5	32		29	90.6				72	59	81.9							39	38	97.4				62	56	90.3	57	53	93.0	42	35	83.3	27	24	88.9
HAVENPARK S	5412417	2023	5	29		21	72.4				79	63	79.7							42	39	92.9				58	50	86.2	63	57	90.5	32	11	34.4	16	13	81.3
HIGHWAY COLLEGE	5412108	2024	99	3		3	100.0				4	4	100.0										11	11	100.0	10	8	80.0	13	13	100.0	6	6	100.0	6	5	83.3
HIGHWAY COLLEGE	5412108	2023	99	2		1	50.0				6	5	83.3										12	11	91.7	11	10	90.9	11	11	100.0	8	6	75.0	7	4	57.1
HILLCREST H	5412109	2024	5	71		54	76.1				70	65	92.9							51	50	98.0	70	70	100.0	86	77	89.5	119	119	100.0	98	76	77.6	40	39	97.5
HILLCREST H	5412109	2023	5	65		55	84.6				67	64	95.5							21	21	100.0	62	61	98.4	86	79	91.9	92	92	100.0	93	83	89.2	54	54	100.0
HILLVIEW S	5412308	2024	4	37		25	67.6				85	68	80.0	64	42	65.6				103	101	98.1	81	79	97.5	90	70	77.8	140	139	99.3	35	28	80.0	30	24	80.0
HILLVIEW S	5412308	2023	4	41		33	80.5				63	46	73.0	47	39	83.0				75	74	98.7	57	57	100.0	84	67	79.8	88	81	92.0	59	28	47.5	43	36	83.7
HLAHLINDLELA H	5412203	2024	3	49		33	67.3				113	44	38.9	34	27	79.4	161	153	95.0				111	89	80.2	129	60	46.5	110	64	58.2	49	28	57.1	15	12	80.0
HLAHLINDLELA H	5412203	2023	3	52		31	59.6				128	45	35.2	19	17	89.5	181	179	98.9				128	117	91.4	126	81	64.3	128	68	53.1	53	31	58.5	34	19	55.9
IGUGULABASHA H	5412309	2024	4					29	29	100.0	31	31	100.0	31	29	93.5	122	122	100.0	87	77	88.5	35	35	100.0	89	81	91.0	60	54	90.0	44	20	45.5	25	13	52.0
IGUGULABASHA H	5412309	2023	4					15	14	93.3	19	19	100.0	19	19	100.0	80	80	100.0	56	53	94.6	24	24	100.0	57	53	93.0	43	37	86.0	22	20	90.9	21	12	57.1

Province Districts	Centre Name	Centre Number	Exam Date	Quintile	Accounting			Agricultural Sciences			Business Studies			Economics			English First Additional Language			Geography			History			Life Sciences			Mathematical Literacy			Mathematics			Physical Sciences		
					Total Wrote	Achieved 30 - 100%	% Achieved at 30% and Above	Total Wrote	Achieved 30 - 100%	% Achieved at 30% and Above	Total Wrote	Achieved 30 - 100%	% Achieved at 30% and Above	Total Wrote	Achieved 30 - 100%	% Achieved at 30% and Above	Total Wrote	Achieved 30 - 100%	% Achieved at 30% and Above	Total Wrote	Achieved 30 - 100%	% Achieved at 30% and Above	Total Wrote	Achieved 30 - 100%	% Achieved at 30% and Above	Total Wrote	Achieved 30 - 100%	% Achieved at 30% and Above	Total Wrote	Achieved 30 - 100%	% Achieved at 30% and Above	Total Wrote	Achieved 30 - 100%	% Achieved at 30% and Above	Total Wrote	Achieved 30 - 100%	% Achieved at 30% and Above
					PINETOWN	IKUSASALENTSHA SEC SCHOOL	5412609	2024	3	32	31	96.9				46	44	95.7	12	12	100.0	124	124	100.0	52	47	90.4	92	89	96.7	20	19	95.0	92	90	97.8	32
5412609	2023	3	30	28			93.3				25	25	100.0	10	10	100.0	66	66	100.0	20	19	95.0	36	36	100.0	20	19	95.0	36	35	97.2	30	27	90.0	20	20	100.0
ILANGA S	5412110	2024	4	54		14	25.9				55	45	81.8	55	37	67.3	165	162	98.2	110	76	69.1	76	72	94.7	33	27	81.8	114	89	78.1	49	16	32.7	31	11	35.5
	5412110	2023	4	15		11	73.3				15	15	100.0	15	14	93.3	61	61	100.0	46	38	82.6	33	33	100.0	13	12	92.3	43	35	81.4	18	12	66.7	13	9	69.2
IMBEKA S	5412310	2024	3	6		6	100.0							6	6	100.0	17	17	100.0	11	11	100.0				11	10	90.9	16	16	100.0						
	5412310	2023	3	4		4	100.0							4	4	100.0	15	15	100.0	11	11	100.0				11	11	100.0	15	14	93.3						
INANDA NEWTOWN COMPREHENSIVE	5412418	2024	2	46		46	100.0				132	125	94.7	92	79	85.9	200	200	100.0							36	36	100.0	125	120	96.0	43	38	88.4	36	25	69.4
	5412418	2023	2	50		49	98.0				125	116	92.8	98	86	87.8	222	222	100.0							50	50	100.0	120	115	95.8	54	48	88.9	50	48	96.0
INANDA SEMINARY S	5412311	2024	99	11		11	100.0				21	21	100.0				43	43	100.0	30	30	100.0	34	34	100.0	53	53	100.0	24	24	100.0	34	32	94.1	26	25	96.2
	5412311	2023	99	22		22	100.0				27	26	96.3				28	28	100.0	44	44	100.0	27	27	100.0	53	52	98.1	30	30	100.0	40	40	100.0	37	37	100.0
INDLULAMITI SENIOR SECONDARY	5412737	2024	3														26	26	100.0				26	23	88.5	26	8	30.8	26	20	76.9						
	5412737	2023	3														26	26	100.0				26	24	92.3	26	9	34.6	26	18	69.2						
INGQUNQULU H	5412204	2024	3								63	40	63.5				78	78	100.0	15	15	100.0	63	60	95.2	15	14	93.3	63	51	81.0	15	11	73.3	15	10	66.7
	5412204	2023	3								47	35	74.5				68	68	100.0	21	15	71.4	47	46	97.9	21	18	85.7	47	33	70.2	21	11	52.4	21	9	42.9
INHLEKANIPHO H	5412312	2024	4	11		11	100.0				94	83	88.3	35	34	97.1	129	129	100.0	32	32	100.0	74	73	98.6	20	20	100.0	106	96	90.6	20	17	85.0	20	20	100.0
	5412312	2023	4	15		14	93.3				57	55	96.5	33	32	97.0	94	94	100.0	38	38	100.0	43	43	100.0	19	19	100.0	74	64	86.5	21	18	85.7	19	19	100.0
INTSHISEKELO S	5412313	2024	3	25		23	92.0				43	38	88.4	43	37	86.0	133	132	99.2	64	56	87.5	51	51	100.0	38	33	86.8	74	64	86.5	40	21	52.5	19	17	89.5
	5412313	2023	3	25		25	100.0				46	39	84.8	46	35	76.1	206	206	100.0	122	98	80.3	106	95	89.6	54	44	81.5	121	93	76.9	57	25	43.9	27	19	70.4
ISIBONELO SS	5412314	2024	4	9		7	77.8	13	13	100.0	52	52	100.0	14	12	85.7	168	168	100.0	20	18	90.0	55	54	98.2	49	40	81.6	139	114	82.0	27	24	88.9	11	11	100.0
	5412314	2023	4	15		15	100.0	12	11	91.7	50	48	96.0	11	7	63.6	163	163	100.0	24	23	95.8	63	60	95.2	48	38	79.2	132	97	73.5	29	25	86.2	12	12	100.0

Province Districts	Centre Name	Centre Number	Exam Date	Quintile	Accounting			Agricultural Sciences			Business Studies			Economics			English First Additional Language			Geography			History			Life Sciences			Mathematical Literacy			Mathematics			Physical Sciences		
					Total Wrote	Achieved 30 - 100%	% Achieved at 30% and Above	Total Wrote	Achieved 30 - 100%	% Achieved at 30% and Above	Total Wrote	Achieved 30 - 100%	% Achieved at 30% and Above	Total Wrote	Achieved 30 - 100%	% Achieved at 30% and Above	Total Wrote	Achieved 30 - 100%	% Achieved at 30% and Above	Total Wrote	Achieved 30 - 100%	% Achieved at 30% and Above	Total Wrote	Achieved 30 - 100%	% Achieved at 30% and Above	Total Wrote	Achieved 30 - 100%	% Achieved at 30% and Above	Total Wrote	Achieved 30 - 100%	% Achieved at 30% and Above	Total Wrote	Achieved 30 - 100%	% Achieved at 30% and Above	Total Wrote	Achieved 30 - 100%	% Achieved at 30% and Above
					PINETOWN	ISIBUKOSEZWE H	5412205	2024	3	19	13	68.4				61	29	47.5	25	22	88.0	112	109	97.3	13	12	92.3	75	48	64.0	18	15	83.3	93	59	63.4	18
5412205	2023	3	19	11			57.9				19	14	73.7	19	12	63.2	120	119	99.2	88	55	62.5	63	47	74.6	40	20	50.0	81	50	61.7	41	18	43.9	40	9	22.5
ISIZINDA S	5412111	2024	3	12		10	83.3				40	40	100.0	23	22	95.7	101	101	100.0	38	34	89.5	53	53	100.0	43	20	46.5	77	70	90.9	26	6	23.1	9	9	100.0
	5412111	2023	3	9		9	100.0				40	24	60.0	14	13	92.9	98	98	100.0	31	26	83.9	60	57	95.0	40	25	62.5	78	50	64.1	22	7	31.8	12	7	58.3
JE NDLOVU S	5412315	2024	4	25		11	44.0				51	41	80.4	25	25	100.0	81	81	100.0	56	56	100.0	47	47	100.0	30	29	96.7	67	61	91.0	14	9	64.3	9	5	55.6
	5412315	2023	4	13		7	53.8				15	14	93.3	16	15	93.8	86	86	100.0	72	54	75.0	60	52	86.7	69	35	50.7	69	46	66.7	17	4	23.5	10	6	60.0
JG ZUMA H	5412316	2024	2	33		33	100.0				33	33	100.0	8	8	100.0	193	193	100.0	111	109	98.2	74	74	100.0	58	58	100.0	99	97	98.0	90	75	83.3	58	54	93.1
	5412316	2023	2	18		18	100.0				19	19	100.0	8	8	100.0	190	190	100.0	117	110	94.0	75	75	100.0	71	70	98.6	100	96	96.0	91	83	91.2	71	66	93.0
KHABAZELA H	5412206	2024	2	17		17	100.0				14	14	100.0	17	16	94.1	90	90	100.0	35	33	94.3	38	37	97.4	39	37	94.9	69	51	73.9	20	13	65.0	16	8	50.0
	5412206	2023	2	28		12	42.9				16	16	100.0	27	24	88.9	128	127	99.2	48	39	81.3	56	54	96.4	60	46	76.7	86	59	68.6	42	20	47.6	29	11	37.9
KHAMANGWA S	5412207	2024	2	2		2	100.0				35	31	88.6	35	35	100.0	35	35	100.0				33	32	97.0				35	32	91.4						
	5412207	2023	2	6		6	100.0				20	20	100.0	20	20	100.0	20	20	100.0				14	14	100.0				20	16	80.0						
KHETHOKUHLE S	5412317	2024	4	10		10	100.0				112	111	99.1	42	42	100.0	140	140	100.0	14	14	100.0	69	69	100.0	24	23	95.8	115	112	97.4	20	20	100.0	21	19	90.5
	5412317	2023	4	9		8	88.9				115	111	96.5	44	36	81.8	141	141	100.0	17	17	100.0	64	64	100.0	26	25	96.2	115	105	91.3	20	20	100.0	21	17	81.0
KLOOF H	5412112	2024	5	40		36	90.0				89	84	94.4							79	78	98.7	85	85	100.0	87	83	95.4	73	73	100.0	113	93	82.3	62	45	72.6
	5412112	2023	5	32		30	93.8				84	80	95.2							106	105	99.1	72	72	100.0	87	85	97.7	87	87	100.0	115	93	80.9	76	64	84.2
KWABAZOTHINI H	5412208	2024	3	13		12	92.3				13	12	92.3	13	12	92.3	55	54	98.2	18	16	88.9	16	10	62.5	42	19	45.2	28	22	78.6	22	18	81.8	18	8	44.4
	5412208	2023	3	12		11	91.7				12	11	91.7	12	10	83.3	54	54	100.0	23	20	87.0	13	12	92.3	42	29	69.0	19	17	89.5	35	13	37.1	23	10	43.5
KWADINABAKUBO COMBINED	5412209	2024	3	13		6	46.2				31	27	87.1	13	13	100.0	75	75	100.0	15	15	100.0	29	28	96.6	33	25	75.8	47	35	74.5	28	11	39.3	15	10	66.7
	5412209	2023	3	11		9	81.8				40	33	82.5	11	10	90.9	91	91	100.0	20	20	100.0	31	31	100.0	49	28	57.1	60	42	70.0	31	13	41.9	20	15	75.0





Province Districts	Centre Name	Centre Number	Exam Date	Quintile	Accounting			Agricultural Sciences			Business Studies			Economics			English First Additional Language			Geography			History			Life Sciences			Mathematical Literacy			Mathematics			Physical Sciences		
					Total Wrote	Achieved 30 - 100%	% Achieved at 30% and Above	Total Wrote	Achieved 30 - 100%	% Achieved at 30% and Above	Total Wrote	Achieved 30 - 100%	% Achieved at 30% and Above	Total Wrote	Achieved 30 - 100%	% Achieved at 30% and Above	Total Wrote	Achieved 30 - 100%	% Achieved at 30% and Above	Total Wrote	Achieved 30 - 100%	% Achieved at 30% and Above	Total Wrote	Achieved 30 - 100%	% Achieved at 30% and Above	Total Wrote	Achieved 30 - 100%	% Achieved at 30% and Above	Total Wrote	Achieved 30 - 100%	% Achieved at 30% and Above	Total Wrote	Achieved 30 - 100%	% Achieved at 30% and Above	Total Wrote	Achieved 30 - 100%	% Achieved at 30% and Above
					PINETOWN	MANDLENKOSI H	5412321	2024	3	9	9	100.0	37	36	97.3	19	19	100.0	9	7	77.8	145	145	100.0	62	50	80.6	99	97	98.0	37	33	89.2	104	95	91.3	41
		5412321	2023	3	30	22	73.3	24	21	87.5	37	35	94.6	30	21	70.0	146	146	100.0	75	57	76.0	86	85	98.8	24	23	95.8	116	87	75.0	30	16	53.3	24	21	87.5
	MANDOSI COMBINED	5412346	2024	2	7	4	57.1				29	27	93.1	29	24	82.8	62	62	100.0	33	26	78.8	45	42	93.3	33	21	63.6	45	41	91.1	16	6	37.5	10	7	70.0
		5412346	2023	2	14	7	50.0				19	17	89.5	22	15	68.2	60	60	100.0	41	36	87.8	29	26	89.7	38	27	71.1	39	35	89.7	21	7	33.3	17	11	64.7
	MAPHETHETHA H	5412233	2024	2	20	17	85.0				47	26	55.3	20	10	50.0	106	106	100.0	37	29	78.4	46	35	76.1	36	23	63.9	48	34	70.8	55	18	32.7	33	22	66.7
		5412233	2023	2	15	6	40.0				34	8	23.5	15	3	20.0	105	103	98.1	59	40	67.8	56	46	82.1	60	29	48.3	56	29	51.8	49	7	14.3	34	12	35.3
	MAPHINDA S	5412214	2024	2													33	33	100.0				33	32	97.0	33	22	66.7	33	33	100.0						
		5412214	2023	2													28	28	100.0				28	26	92.9	28	21	75.0	28	22	78.6						
	MAQHUTSHANA JS	5412215	2024	3	26	19	73.1				45	44	97.8	26	24	92.3	68	68	100.0	23	20	87.0	34	34	100.0	8	5	62.5	56	53	94.6	11	7	63.6	8	4	50.0
		5412215	2023	3	28	23	82.1				27	27	100.0	27	23	85.2	68	67	98.5	41	23	56.1	30	30	100.0	11	9	81.8	53	23	43.4	15	9	60.0	11	9	81.8
	MARIANNHILL S PRIVATE INDEPENDANT	5412113	2024	99	10	10	100.0	16	14	87.5	63	63	100.0	16	16	100.0	76	76	100.0	46	46	100.0	27	27	100.0	37	37	100.0	41	41	100.0	35	32	91.4	13	13	100.0
		5412113	2023	99	32	32	100.0	16	16	100.0	49	49	100.0	27	25	92.6	88	88	100.0	46	46	100.0	10	10	100.0	45	45	100.0	19	19	100.0	69	60	87.0	39	35	89.7
	MARIANNRIDGE S	5412114	2024	3							28	24	85.7	33	33	100.0				33	33	100.0	62	62	100.0	23	21	91.3	94	89	94.7	19	19	100.0	15	15	100.0
		5412114	2023	3	22	13	59.1				34	34	100.0	38	34	89.5	1	1	100.0	25	25	100.0	96	93	96.9	22	21	95.5	136	127	93.4	16	16	100.0	11	11	100.0
	MASAKHANE GIRLS SECONDARY SCHOOL	5412647	2024	99							7	6	85.7				21	21	100.0	10	8	80.0	11	11	100.0	14	14	100.0	15	15	100.0	6	3	50.0			
		5412647	2023	99							14	12	85.7				28	28	100.0	14	14	100.0	14	14	100.0	14	9	64.3	28	28	100.0						
	MBHEKI S	5412322	2024	3							17	17	100.0	17	16	94.1	57	57	100.0	40	35	87.5	28	27	96.4	12	12	100.0	45	42	93.3	12	8	66.7	12	10	83.3
		5412322	2023	3							19	17	89.5	19	12	63.2	54	54	100.0	35	32	91.4	17	17	100.0	18	15	83.3	36	32	88.9	18	10	55.6	18	12	66.7
	MDEPHA H	5412216	2024	3													41	41	100.0	8	8	100.0	32	32	100.0	41	30	73.2	33	33	100.0	8	6	75.0	8	6	75.0
		5412216	2023	3													53	53	100.0	12	12	100.0	41	41	100.0	53	46	86.8	41	37	90.2	12	11	91.7	12	11	91.7

Province Districts	Centre Name	Centre Number	Exam Date	Quintile	Accounting			Agricultural Sciences			Business Studies			Economics			English First Additional Language			Geography			History			Life Sciences			Mathematical Literacy			Mathematics			Physical Sciences		
					Total Wrote	Achieved 30 - 100%	% Achieved at 30% and Above	Total Wrote	Achieved 30 - 100%	% Achieved at 30% and Above	Total Wrote	Achieved 30 - 100%	% Achieved at 30% and Above	Total Wrote	Achieved 30 - 100%	% Achieved at 30% and Above	Total Wrote	Achieved 30 - 100%	% Achieved at 30% and Above	Total Wrote	Achieved 30 - 100%	% Achieved at 30% and Above	Total Wrote	Achieved 30 - 100%	% Achieved at 30% and Above	Total Wrote	Achieved 30 - 100%	% Achieved at 30% and Above	Total Wrote	Achieved 30 - 100%	% Achieved at 30% and Above	Total Wrote	Achieved 30 - 100%	% Achieved at 30% and Above	Total Wrote	Achieved 30 - 100%	% Achieved at 30% and Above
					MNYAMENI S	5412217	2024	3	13	7	53.8	11	11	100.0	13	13	100.0	13	11	84.6	56	56	100.0	22	18	81.8	32	31	96.9	21	14	66.7	32	24	75.0	24	6
	5412217	2023	3	5	5	100.0	15	15	100.0	5	5	100.0	5	5	100.0	80	80	100.0	27	23	85.2	60	59	98.3	48	26	54.2	60	52	86.7	20	7	35.0	15	15	100.0	
MOUNT EDGECOMBE PRIVATE	5412422	2024	99	6	6	100.0				13	10	76.9							9	9	100.0				13	13	100.0	7	7	100.0	16	14	87.5	10	10	100.0	
	5412422	2023	99	8	8	100.0				21	21	100.0							18	18	100.0				20	19	95.0	15	15	100.0	18	16	88.9	12	12	100.0	
MOUNTVIEW S	5412423	2024	4	37	23	62.2				23	19	82.6	12	12	100.0				63	61	96.8	64	64	100.0	100	91	91.0	140	127	90.7	69	62	89.9	60	48	80.0	
	5412423	2023	4	30	18	60.0				19	17	89.5	8	8	100.0				65	65	100.0	33	33	100.0	93	86	92.5	88	82	93.2	78	70	89.7	59	52	88.1	
MQHAWE S	5412323	2024	3	16	12	75.0	32	32	100.0	15	14	93.3	15	13	86.7	211	211	100.0	16	16	100.0	143	142	99.3	85	69	81.2	161	157	97.5	49	45	91.8	48	44	91.7	
	5412323	2023	3	28	21	75.0	34	34	100.0	19	19	100.0	19	18	94.7	240	240	100.0	27	26	96.3	160	159	99.4	98	74	75.5	174	155	89.1	66	54	81.8	61	46	75.4	
MVABA H	5412324	2024	3	17	17	100.0	11	11	100.0	15	15	100.0	15	15	100.0	132	132	100.0	14	14	100.0	80	80	100.0	21	21	100.0	80	68	85.0	40	21	52.5	25	22	88.0	
	5412324	2023	3	13	13	100.0	19	19	100.0	12	12	100.0	12	12	100.0	131	131	100.0	69	67	97.1	63	63	100.0	46	45	97.8	63	55	87.3	68	54	79.4	56	50	89.3	
MYEKA S	5412218	2024	3	13	13	100.0				41	33	80.5	13	13	100.0	160	154	96.3	68	59	86.8	90	76	84.4	28	25	89.3	118	83	70.3	42	13	31.0	29	19	65.5	
	5412218	2023	3	19	18	94.7				36	25	69.4	19	18	94.7	107	105	98.1	31	27	87.1	53	42	79.2	18	15	83.3	70	47	67.1	37	14	37.8	18	17	94.4	
MZUVELE S	5412325	2024	4	12	8	66.7				30	23	76.7	16	16	100.0	90	90	100.0	57	50	87.7	58	58	100.0	13	13	100.0	61	44	72.1	29	9	31.0	13	9	69.2	
	5412325	2023	4	7	7	100.0				25	23	92.0	10	10	100.0	77	77	100.0	50	50	100.0	56	52	92.9	12	11	91.7	64	44	68.8	13	4	30.8	7	6	85.7	
NDENGEZI INTERMEDIATE	5412746	2024	4												34	34	100.0	32	31	96.9	27	27	100.0	10	10	100.0	25	21	84.0	8	7	87.5	7	7	100.0		
	5412746	2023	4												41	41	100.0	41	22	53.7	31	31	100.0	10	4	40.0	32	19	59.4	5	3	60.0	8	3	37.5		
NDGENGETHO H	5412116	2024	4	33	23	69.7				50	45	90.0	50	34	68.0	224	223	99.6	35	35	100.0	148	139	93.9	82	50	61.0	179	142	79.3	31	19	61.3	12	8	66.7	
	5412116	2023	4	29	22	75.9				29	29	100.0	29	23	79.3	181	180	99.4	54	49	90.7	108	107	99.1	73	43	58.9	118	91	77.1	44	25	56.8	25	16	64.0	
NEW RIVER P	5412326	2024	3	22	22	100.0				25	25	100.0	28	28	100.0	28	28	100.0										27	27	100.0							
	5412326	2023	3	4	4	100.0				9	9	100.0	10	10	100.0	10	10	100.0									10	10	100.0								

Province Districts	Centre Name	Centre Number	Exam Date	Quintile	Accounting			Agricultural Sciences			Business Studies			Economics			English First Additional Language			Geography			History			Life Sciences			Mathematical Literacy			Mathematics			Physical Sciences		
					Total Wrote	Achieved 30 - 100%	% Achieved at 30% and Above	Total Wrote	Achieved 30 - 100%	% Achieved at 30% and Above	Total Wrote	Achieved 30 - 100%	% Achieved at 30% and Above	Total Wrote	Achieved 30 - 100%	% Achieved at 30% and Above	Total Wrote	Achieved 30 - 100%	% Achieved at 30% and Above	Total Wrote	Achieved 30 - 100%	% Achieved at 30% and Above	Total Wrote	Achieved 30 - 100%	% Achieved at 30% and Above	Total Wrote	Achieved 30 - 100%	% Achieved at 30% and Above	Total Wrote	Achieved 30 - 100%	% Achieved at 30% and Above	Total Wrote	Achieved 30 - 100%	% Achieved at 30% and Above	Total Wrote	Achieved 30 - 100%	% Achieved at 30% and Above
					PINETOWN	NEWLANDS EAST S	5412327	2024	4	35	24	68.6				66	64	97.0	21	21	100.0	15	15	100.0	23	22	95.7	40	40	100.0	55	49	89.1	89	88	98.9	23
	5412327	2023	4	30		25	83.3				54	53	98.1	13	13	100.0	12	12	100.0	28	27	96.4	39	39	100.0	74	65	87.8	70	68	97.1	44	30	68.2	35	29	82.9
NHLANHLAYETHU S	5412328	2024	3	50		41	82.0				65	62	95.4	35	21	60.0	174	174	100.0	48	44	91.7	61	61	100.0	32	32	100.0	107	101	94.4	65	55	84.6	32	31	96.9
	5412328	2023	3	81		68	84.0				89	87	97.8	62	48	77.4	291	291	100.0	68	63	92.6	85	85	100.0	54	54	100.0	175	138	78.9	111	72	64.9	54	52	96.3
NILGIRI S	5412117	2024	3	19		19	100.0				19	18	94.7	19	19	100.0	46	46	100.0	77	56	72.7	139	127	91.4	29	22	75.9	187	112	59.9	48	28	58.3	29	16	55.2
	5412117	2023	3	25		20	80.0				88	67	76.1	25	14	56.0				72	60	83.3	183	170	92.9	48	39	81.3	207	129	62.3	73	23	31.5	48	19	39.6
NKOSIBOMVU S	5412424	2024	3	27		19	70.4				77	75	97.4	54	35	64.8	358	358	100.0	234	218	93.2	240	238	99.2	110	91	82.7	290	235	81.0	69	43	62.3	42	39	92.9
	5412424	2023	3	26		26	100.0				99	75	75.8	62	48	77.4	333	333	100.0	187	165	88.2	187	184	98.4	128	101	78.9	259	201	77.6	74	48	64.9	48	43	89.6
NKOSINATHI S	5412329	2024	3	16		16	100.0				37	33	89.2	31	31	100.0	173	173	100.0	56	56	100.0	86	86	100.0	58	58	100.0	127	119	93.7	36	36	100.0	27	25	92.6
	5412329	2023	3	16		16	100.0				31	31	100.0	20	19	95.0	143	142	99.3	43	43	100.0	90	82	91.1	41	41	100.0	120	94	78.3	21	20	95.2	18	18	100.0
NOGUNJWA H	5412219	2024	2	24		7	29.2				25	23	92.0	24	13	54.2	216	204	94.4	191	126	66.0	153	142	92.8	39	38	97.4	177	82	46.3	39	17	43.6	39	27	69.2
	5412219	2023	2	30		20	66.7				30	25	83.3	30	25	83.3	157	156	99.4	126	98	77.8	109	102	93.6	18	18	100.0	139	82	59.0	18	15	83.3	18	17	94.4
NORTHMEAD S	5412425	2024	5	26		25	96.2				40	39	97.5							63	63	100.0				42	34	81.0	60	60	100.0	17	15	88.2	11	11	100.0
	5412425	2023	5	48		38	79.2				87	65	74.7							111	98	88.3				84	67	79.8	128	116	90.6	35	26	74.3	27	17	63.0
NQABAKAZULU H	5412330	2024	4	28		20	71.4				85	78	91.8	24	24	100.0	164	164	100.0	56	55	98.2	30	30	100.0	82	70	85.4	112	100	89.3	36	33	91.7	33	27	81.8
	5412330	2023	4	18		11	61.1				91	56	61.5	15	13	86.7	201	201	100.0	84	68	81.0	64	57	89.1	106	72	67.9	150	99	66.0	35	33	94.3	29	20	69.0
NTEE H	5412118	2024	4	9		9	100.0				25	24	96.0	25	24	96.0	94	94	100.0	46	44	95.7	48	48	100.0	44	37	84.1	65	60	92.3	29	21	72.4	21	16	76.2
	5412118	2023	4	15		13	86.7				28	26	92.9	28	22	78.6	71	71	100.0	43	41	95.3	12	12	100.0	31	24	77.4	33	26	78.8	38	12	31.6	23	14	60.9
OBED MLABA TECHNICAL SCHOOL	5412711	2024	1					22	18	81.8	19	12	63.2				49	49	100.0	23	16	69.6				22	13	59.1	28	16	57.1	21	9	42.9	15	6	40.0
	5412711	2023	1					25	24	96.0	17	15	88.2				53	53	100.0	16	16	100.0				25	24	96.0	28	23	82.1	25	17	68.0	25	16	64.0

Province Districts	Centre Name	Centre Number	Exam Date	Quintile	Accounting			Agricultural Sciences			Business Studies			Economics			English First Additional Language			Geography			History			Life Sciences			Mathematical Literacy			Mathematics			Physical Sciences				
					Total Wrote	Achieved 30 - 100%	% Achieved at 30% and Above	Total Wrote	Achieved 30 - 100%	% Achieved at 30% and Above	Total Wrote	Achieved 30 - 100%	% Achieved at 30% and Above	Total Wrote	Achieved 30 - 100%	% Achieved at 30% and Above	Total Wrote	Achieved 30 - 100%	% Achieved at 30% and Above	Total Wrote	Achieved 30 - 100%	% Achieved at 30% and Above	Total Wrote	Achieved 30 - 100%	% Achieved at 30% and Above	Total Wrote	Achieved 30 - 100%	% Achieved at 30% and Above	Total Wrote	Achieved 30 - 100%	% Achieved at 30% and Above	Total Wrote	Achieved 30 - 100%	% Achieved at 30% and Above	Total Wrote	Achieved 30 - 100%	% Achieved at 30% and Above		
					PINETOWN	OHLANGE S	5412331	2024	3	20	15	75.0	21	19	90.5	42	31	73.8	16	15	93.8	221	220	99.5				146	136	93.2	72	44	61.1	152	127	83.6	41	35	85.4
		5412331	2023	3	18	10	55.6	19	11	57.9	32	26	81.3	13	12	92.3	186	186	100.0				117	112	95.7	45	31	68.9	111	100	90.1	28	26	92.9	27	21	77.8		
	PALMVIEW S	5412426	2024	5	55	51	92.7				49	46	93.9							19	19	100.0	56	56	100.0	107	99	92.5	96	95	99.0	78	65	83.3	59	52	88.1		
		5412426	2023	5	67	64	95.5				72	69	95.8	42	39	92.9				22	21	95.5	58	56	96.6	103	98	95.1	91	81	89.0	112	88	78.6	71	62	87.3		
	PHEMBISIZWE H	5412332	2024	4	12	12	100.0				44	40	90.9	14	14	100.0	57	57	100.0	13	13	100.0	30	30	100.0	13	13	100.0	44	41	93.2	12	9	75.0	13	4	30.8		
		5412332	2023	4	10	8	80.0				40	28	70.0	10	10	100.0	51	51	100.0	10	9	90.0	29	28	96.6	10	9	90.0	39	33	84.6	10	7	70.0	10	6	60.0		
	PHEZULU H	5412220	2024	3	28	16	57.1				86	58	67.4	28	27	96.4	190	190	100.0	96	77	80.2	94	87	92.6	107	75	70.1	95	86	90.5	97	49	50.5	68	26	38.2		
		5412220	2023	3	28	28	100.0				104	92	88.5	28	28	100.0	145	145	100.0	42	42	100.0	76	72	94.7	118	118	100.0	76	76	100.0	68	34	50.0	42	42	100.0		
	PHOENIX MUSLIM	5412345	2023	99	16	16	100.0				16	15	93.8							25	25	100.0				23	23	100.0	22	22	100.0	19	19	100.0	17	17	100.0		
	PHOENIX S	5412427	2024	5	11	10	90.9				12	11	91.7							59	52	88.1	29	27	93.1	55	47	85.5	85	76	89.4	24	21	87.5	24	19	79.2		
		5412427	2023	5	11	8	72.7				20	14	70.0							53	46	86.8	26	23	88.5	47	30	63.8	81	58	71.6	28	11	39.3	28	15	53.6		
	PHOENIX TECHNICAL S	5412333	2024	5																																			
		5412333	2023	5																																			
	PINETOWN BOYS' H	5412120	2024	5	45	23	51.1				55	46	83.6							67	64	95.5	59	59	100.0	33	30	90.9	73	72	98.6	57	39	68.4	32	25	78.1		
		5412120	2023	5	44	25	56.8				53	33	62.3							64	59	92.2	34	33	97.1	47	39	83.0	49	45	91.8	73	55	75.3	41	35	85.4		
	PINETOWN GIRLS' H	5412121	2024	5	61	49	80.3				60	59	98.3	19	19	100.0				67	67	100.0	54	54	100.0	132	124	93.9	107	106	99.1	105	70	66.7	51	45	88.2		
		5412121	2023	5	35	31	88.6				53	51	96.2	11	11	100.0				34	33	97.1	50	48	96.0	93	88	94.6	88	85	96.6	71	54	76.1	41	41	100.0		
	RACING & EQUESTRIAN ACADEMY	5412122	2024	99							3	0	0.0																3	3	100.0								
	RESERVOIR HILLS S	5412123	2024	5	26	22	84.6				52	52	100.0										42	42	100.0	45	41	91.1	43	40	93.0	20	14	70.0	11	9	81.8		
		5412123	2023	5	36	24	66.7				57	56	98.2										47	46	97.9	42	30	71.4	48	44	91.7	18	14	77.8	9	9	100.0		

Province Districts	Centre Name	Centre Number	Exam Date	Quintile	Accounting			Agricultural Sciences			Business Studies			Economics			English First Additional Language			Geography			History			Life Sciences			Mathematical Literacy			Mathematics			Physical Sciences		
					Total Wrote	Achieved 30 - 100%	% Achieved at 30% and Above	Total Wrote	Achieved 30 - 100%	% Achieved at 30% and Above	Total Wrote	Achieved 30 - 100%	% Achieved at 30% and Above	Total Wrote	Achieved 30 - 100%	% Achieved at 30% and Above	Total Wrote	Achieved 30 - 100%	% Achieved at 30% and Above	Total Wrote	Achieved 30 - 100%	% Achieved at 30% and Above	Total Wrote	Achieved 30 - 100%	% Achieved at 30% and Above	Total Wrote	Achieved 30 - 100%	% Achieved at 30% and Above	Total Wrote	Achieved 30 - 100%	% Achieved at 30% and Above	Total Wrote	Achieved 30 - 100%	% Achieved at 30% and Above	Total Wrote	Achieved 30 - 100%	% Achieved at 30% and Above
					PINETOWN	RIETVALLEI COMBINED	5412221	2024	3	22	16	72.7				7	7	100.0	22	19	86.4	71	71	100.0	41	31	75.6	25	25	100.0	24	18	75.0	45	36	80.0	26
		5412221	2023	3	19	9	47.4				8	5	62.5	19	6	31.6	83	82	98.8	52	33	63.5	37	35	94.6	35	21	60.0	54	42	77.8	29	13	44.8	27	19	70.4
	ROSEWAY WALDORF H	5412138	2024	1	17	11	64.7				16	13	81.3							5	5	100.0	12	10	83.3	10	9	90.0	12	12	100.0	10	8	80.0	6	2	33.3
		5412138	2023	1																7	7	100.0				4	4	100.0	10	10	100.0	10	7	70.0	2	2	100.0
	RYDALPARK S	5412428	2024	5	24	22	91.7													29	28	96.6	17	17	100.0	43	42	97.7	68	68	100.0	20	17	85.0	13	12	92.3
		5412428	2023	5	15	13	86.7				16	10	62.5							39	34	87.2	35	33	94.3	31	27	87.1	87	61	70.1	33	25	75.8	27	20	74.1
	SACRED HEART S	5412429	2024	2	14	14	100.0				76	67	88.2				91	91	100.0	77	71	92.2	32	32	100.0	48	41	85.4	67	64	95.5	24	18	75.0	15	12	80.0
		5412429	2023	2	32	27	84.4	0	0		98	73	74.5				116	116	100.0	83	73	88.0	70	69	98.6	29	26	89.7	77	71	92.2	39	29	74.4	19	16	84.2
	SASTRI PARK S	5412430	2023	5	10	6	60.0				37	27	73.0				76	76	100.0	43	34	79.1	56	54	96.4	32	17	53.1	73	55	75.3	8	5	62.5			
	SEATIDES COMBINED	5412431	2024	5	26	25	96.2				50	50	100.0							63	63	100.0				76	73	96.1	47	47	100.0	44	40	90.9	26	23	88.5
		5412431	2023	5	27	24	88.9				41	41	100.0							65	65	100.0				85	79	92.9	39	39	100.0	54	53	98.1	41	34	82.9
	SENZOKWETHU S	5412334	2024	3	13	13	100.0				54	53	98.1	40	39	97.5	100	100	100.0	60	59	98.3	37	35	94.6	23	23	100.0	64	61	95.3	36	29	80.6	23	23	100.0
		5412334	2023	3	7	7	100.0				59	52	88.1	59	29	49.2	100	100	100.0	41	39	95.1	43	41	95.3	22	22	100.0	71	57	80.3	29	19	65.5	22	22	100.0
	SIKHETHUXOLO H	5412222	2024	3	22	18	81.8	21	19	90.5	63	57	90.5	22	21	95.5	201	201	100.0	69	68	98.6	78	76	97.4	90	85	94.4	135	98	72.6	67	40	59.7	61	56	91.8
		5412222	2023	3	32	21	65.6	19	16	84.2	65	46	70.8	65	38	58.5	198	198	100.0	113	76	67.3	72	59	81.9	103	74	71.8	126	88	69.8	72	21	29.2	61	34	55.7
	SIPHESIHLE H	5412223	2024	3	12	11	91.7				23	23	100.0	23	21	91.3	114	113	99.1	62	61	98.4	52	48	92.3	91	45	49.5	65	56	86.2	49	22	44.9	39	24	61.5
		5412223	2023	3	20	17	85.0				15	14	93.3	15	9	60.0	91	91	100.0	48	45	93.8	40	39	97.5	76	46	60.5	43	34	79.1	48	15	31.3	36	22	61.1
	SIPHESIHLE S	5412432	2024	3							17	16	94.1	31	26	83.9	96	96	100.0	49	48	98.0	47	47	100.0	26	26	100.0	78	64	82.1	18	18	100.0	18	18	100.0
		5412432	2023	3							24	21	87.5	45	34	75.6	118	113	95.8	37	35	94.6	55	47	85.5	36	22	61.1	104	58	55.8	14	14	100.0	14	14	100.0
	SITHABILE S	5412335	2024	3	19	18	94.7				49	47	95.9	49	37	75.5	166	166	100.0	110	104	94.5	42	39	92.9	75	47	62.7	141	100	70.9	24	15	62.5	18	10	55.6
		5412335	2023	3	20	18	90.0				61	56	91.8	59	42	71.2	176	176	100.0	101	98	97.0	42	42	100.0	74	51	68.9	133	93	69.9	43	31	72.1	32	18	56.3

Province Districts	Centre Name	Centre Number	Exam Date	Quintile	Accounting			Agricultural Sciences			Business Studies			Economics			English First Additional Language			Geography			History			Life Sciences			Mathematical Literacy			Mathematics			Physical Sciences		
					Total Wrote	Achieved 30 - 100%	% Achieved at 30% and Above	Total Wrote	Achieved 30 - 100%	% Achieved at 30% and Above	Total Wrote	Achieved 30 - 100%	% Achieved at 30% and Above	Total Wrote	Achieved 30 - 100%	% Achieved at 30% and Above	Total Wrote	Achieved 30 - 100%	% Achieved at 30% and Above	Total Wrote	Achieved 30 - 100%	% Achieved at 30% and Above	Total Wrote	Achieved 30 - 100%	% Achieved at 30% and Above	Total Wrote	Achieved 30 - 100%	% Achieved at 30% and Above	Total Wrote	Achieved 30 - 100%	% Achieved at 30% and Above	Total Wrote	Achieved 30 - 100%	% Achieved at 30% and Above	Total Wrote	Achieved 30 - 100%	% Achieved at 30% and Above
					PINETOWN	SITHANDIMFUNDO S	5412348	2024	2				18	18	100.0	19	19	100.0				60	60	100.0	23	23	100.0	42	42	100.0	23	23	100.0	48	48	100.0	12
5412348	2023	2						30	30	100.0	29	29	100.0				107	107	100.0	45	41	91.1	95	95	100.0	31	30	96.8	90	82	91.1	12	12	100.0	7	7	100.0
SITHENGILE S	5412124	2024	4	37		30	81.1				103	80	77.7				225	225	100.0	85	84	98.8	136	136	100.0	28	26	92.9	164	142	86.6	62	51	82.3	53	45	84.9
	5412124	2023	4	46		35	76.1				149	135	90.6				324	324	100.0	125	112	89.6	183	182	99.5	33	31	93.9	208	184	88.5	116	95	81.9	95	64	67.4
SITHOKOZILE S	5412125	2024	3	21		20	95.2				119	98	82.4	8	8	100.0	149	149	100.0	118	108	91.5				30	30	100.0	114	111	97.4	35	30	85.7	30	28	93.3
	5412125	2023	3	37		33	89.2				101	99	98.0	58	50	86.2	130	130	100.0	72	71	98.6				29	27	93.1	87	86	98.9	43	36	83.7	29	29	100.0
SIVANANDA TECHNICAL H	5412336	2024	4	27		24	88.9				79	70	88.6	49	35	71.4	157	156	99.4							40	31	77.5	64	50	78.1	44	38	86.4	31	21	67.7
	5412336	2023	4	36		33	91.7				61	52	85.2	30	17	56.7	161	161	100.0							38	30	78.9	53	31	58.5	39	28	71.8	31	29	93.5
SIYAJABULA H	5412224	2024	3	24		20	83.3				50	39	78.0	22	17	77.3	125	125	100.0	68	51	75.0	61	57	93.4	51	37	72.5	84	78	92.9	42	23	54.8	20	8	40.0
	5412224	2023	3	12		4	33.3				22	17	77.3	12	3	25.0	104	104	100.0	53	50	94.3	66	59	89.4	53	45	84.9	88	75	85.2	16	14	87.5	16	14	87.5
SIYATHUTHUKA S	5412337	2024	4								74	73	98.6				74	74	100.0							27	16	59.3	61	52	85.2	13	11	84.6	13	8	61.5
	5412337	2023	4								57	52	91.2				57	57	100.0							24	13	54.2	46	33	71.7	11	5	45.5			
SOLVISTA S	5412433	2024	5	33		31	93.9				64	51	79.7							83	81	97.6	70	69	98.6	121	104	86.0	103	100	97.1	76	63	82.9	52	36	69.2
	5412433	2023	5	74		62	83.8				69	58	84.1							38	36	94.7	26	25	96.2	118	96	81.4	78	76	97.4	95	63	66.3	56	48	85.7
ST JULIUS S	5412225	2024	3	25		25	100.0				25	25	100.0	25	25	100.0	112	106	94.6	36	34	94.4	67	45	67.2	20	18	90.0	91	78	85.7	20	9	45.0	20	18	90.0
	5412225	2023	3	21		5	23.8				21	21	100.0	21	12	57.1	101	100	99.0	59	50	84.7	59	30	50.8	46	36	78.3	80	68	85.0	21	8	38.1	21	20	95.2
STANMORE S	5412434	2024	5	37		37	100.0				100	95	95.0	29	28	96.6				88	87	98.9				83	75	90.4	90	90	100.0	42	37	88.1	27	27	100.0
	5412434	2023	5	38		36	94.7				85	72	84.7	27	22	81.5				82	79	96.3				56	46	82.1	86	85	98.8	32	24	75.0	11	10	90.9
STAR COLLEGE	5412127	2024	99	29		29	100.0				31	29	93.5							29	29	100.0	18	18	100.0	68	68	100.0	13	13	100.0	91	91	100.0	84	84	100.0
	5412127	2023	99	30		30	100.0				30	30	100.0							16	16	100.0	4	4	100.0	93	93	100.0	5	5	100.0	121	120	99.2	112	111	99.1

Province Districts	Centre Name	Centre Number	Exam Date	Quintile	Accounting			Agricultural Sciences			Business Studies			Economics			English First Additional Language			Geography			History			Life Sciences			Mathematical Literacy			Mathematics			Physical Sciences		
					Total Wrote	Achieved 30 - 100%	% Achieved at 30% and Above	Total Wrote	Achieved 30 - 100%	% Achieved at 30% and Above	Total Wrote	Achieved 30 - 100%	% Achieved at 30% and Above	Total Wrote	Achieved 30 - 100%	% Achieved at 30% and Above	Total Wrote	Achieved 30 - 100%	% Achieved at 30% and Above	Total Wrote	Achieved 30 - 100%	% Achieved at 30% and Above	Total Wrote	Achieved 30 - 100%	% Achieved at 30% and Above	Total Wrote	Achieved 30 - 100%	% Achieved at 30% and Above	Total Wrote	Achieved 30 - 100%	% Achieved at 30% and Above	Total Wrote	Achieved 30 - 100%	% Achieved at 30% and Above	Total Wrote	Achieved 30 - 100%	% Achieved at 30% and Above
					PINETOWN	SULEMAN PATEL S	5412338	2024	3	2	2	100.0				31	31	100.0	17	17	100.0	58	58	100.0							27	25	92.6	51	49	96.1	7
		5412338	2023	3	7	7	100.0				27	27	100.0	17	17	100.0	49	49	100.0							22	20	90.9	36	35	97.2	13	11	84.6	10	10	100.0
	TEMPLE VALLEY S	5412435	2024	5																17	17	100.0	58	58	100.0	17	17	100.0	48	47	97.9	17	5	29.4	7	7	100.0
		5412435	2023	5																19	19	100.0	50	50	100.0	19	18	94.7	39	39	100.0	18	13	72.2	13	11	84.6
	THABELA H	5412226	2024	2							13	12	92.3	11	11	100.0	50	50	100.0	26	26	100.0	27	27	100.0	23	20	87.0	38	38	100.0	12	9	75.0	12	11	91.7
		5412226	2023	2							11	11	100.0	11	9	81.8	54	54	100.0	24	23	95.8	19	18	94.7	43	26	60.5	46	33	71.7	8	6	75.0	8	8	100.0
	THANDAZA H	5412227	2024	3	5	5	100.0	13	13	100.0	39	36	92.3	39	38	97.4	127	127	100.0	43	39	90.7	75	74	98.7	45	34	75.6	111	104	93.7	16	13	81.3	13	10	76.9
		5412227	2023	3	6	6	100.0	16	16	100.0	30	27	90.0	30	9	30.0	114	114	100.0	41	38	92.7	68	68	100.0	40	36	90.0	98	75	76.5	16	16	100.0	10	8	80.0
	THANDOLWESIZWE SP	5412347	2024	3							20	19	95.0	20	19	95.0	59	59	100.0	39	32	82.1	24	24	100.0	15	15	100.0	44	36	81.8	15	9	60.0	15	15	100.0
		5412347	2023	3							10	9	90.0	9	9	100.0	58	57	98.3	49	39	79.6	27	25	92.6	23	14	60.9	36	30	83.3	23	11	47.8	23	16	69.6
	THOKOZAMNGANGA H	5412128	2024	3							52	36	69.2	52	34	65.4	122	122	100.0	70	56	80.0	40	37	92.5	34	29	85.3	85	65	76.5	37	16	43.2	30	14	46.7
		5412128	2023	3							46	33	71.7	46	32	69.6	122	115	94.3	47	28	59.6	34	32	94.1	19	11	57.9	88	50	56.8	19	1	5.3	17	8	47.1
	THOLULWAZI S	5412228	2024	2	25	11	44.0				41	29	70.7	25	22	88.0	56	56	100.0	31	24	77.4				15	11	73.3	41	26	63.4	15	3	20.0	15	9	60.0
		5412228	2023	2	24	17	70.8				58	38	65.5	24	23	95.8	97	97	100.0	73	66	90.4				39	29	74.4	57	50	87.7	39	18	46.2	39	27	69.2
	THORNWOOD S	5412129	2024	3	16	14	87.5				16	9	56.3	16	16	100.0	97	97	100.0	64	48	75.0	68	67	98.5	12	12	100.0	69	31	44.9	28	6	21.4	12	11	91.7
		5412129	2023	3	13	12	92.3				13	12	92.3	13	12	92.3	79	79	100.0	47	35	74.5	49	46	93.9	18	18	100.0	49	23	46.9	31	14	45.2	18	15	83.3
	THUBALETHU S	5412339	2024	2	16	15	93.8				46	38	82.6				46	46	100.0							30	25	83.3	30	30	100.0	16	16	100.0			
		5412339	2023	2	15	11	73.3				46	44	95.7				17	17	100.0							31	21	67.7	39	36	92.3	7	7	100.0			
	TONGAAT S	5412436	2024	4	32	24	75.0				109	94	86.2							40	38	95.0	67	65	97.0	103	88	85.4	132	125	94.7	16	16	100.0	14	11	78.6
		5412436	2023	4	43	24	55.8				75	62	82.7							49	41	83.7	57	55	96.5	96	78	81.3	101	90	89.1	26	19	73.1	16	15	93.8



Province Districts	Centre Name	Centre Number	Exam Date	Quintile	Accounting			Agricultural Sciences			Business Studies			Economics			English First Additional Language			Geography			History			Life Sciences			Mathematical Literacy			Mathematics			Physical Sciences		
					Total Wrote	Achieved 30 - 100%	% Achieved at 30% and Above	Total Wrote	Achieved 30 - 100%	% Achieved at 30% and Above	Total Wrote	Achieved 30 - 100%	% Achieved at 30% and Above	Total Wrote	Achieved 30 - 100%	% Achieved at 30% and Above	Total Wrote	Achieved 30 - 100%	% Achieved at 30% and Above	Total Wrote	Achieved 30 - 100%	% Achieved at 30% and Above	Total Wrote	Achieved 30 - 100%	% Achieved at 30% and Above	Total Wrote	Achieved 30 - 100%	% Achieved at 30% and Above	Total Wrote	Achieved 30 - 100%	% Achieved at 30% and Above	Total Wrote	Achieved 30 - 100%	% Achieved at 30% and Above	Total Wrote	Achieved 30 - 100%	% Achieved at 30% and Above
					PINE TOWN	TRENANCE MANOR S	5412437	2024	5	22	22	100.0				93	78	83.9							40	39	97.5	48	48	100.0	54	52	96.3	101	98	97.0	18
	5412437	2023	5	27		27	100.0				89	77	86.5							32	31	96.9	55	53	96.4	77	58	75.3	100	94	94.0	29	25	86.2	17	12	70.6
TRENANCE PARK S	5412438	2024	4	12		11	91.7				76	66	86.8							45	45	100.0	58	57	98.3	46	42	91.3	117	104	88.9	18	14	77.8	12	12	100.0
	5412438	2023	4	27		24	88.9				87	77	88.5							31	29	93.5	61	60	98.4	47	41	87.2	132	112	84.8	21	15	71.4	14	12	85.7
UKUSA SS	5412229	2024	3	21		19	90.5	39	35	89.7	35	32	91.4	30	25	83.3	149	149	100.0	110	94	85.5	81	76	93.8	73	62	84.9	124	107	86.3	25	15	60.0	17	13	76.5
	5412229	2023	3	34		24	70.6	32	23	71.9	46	38	82.6	39	31	79.5	163	163	100.0	115	100	87.0	71	70	98.6	85	70	82.4	121	104	86.0	42	27	64.3	35	21	60.0
UMQHELE PUBLIC S	5412130	2024	3	15		7	46.7	25	22	88.0	67	62	92.5	17	16	94.1	168	165	98.2	48	34	70.8	50	49	98.0	25	20	80.0	147	68	46.3	21	18	85.7	16	14	87.5
	5412130	2023	3	25		12	48.0	23	22	95.7	33	33	100.0	24	20	83.3	146	146	100.0	35	28	80.0	63	56	88.9	25	21	84.0	128	80	62.5	18	17	94.4	16	12	75.0
UMTAPHO H	5412340	2024	2	49		26	53.1				145	94	64.8	65	43	66.2	230	229	99.6	122	103	84.4	109	100	91.7	70	57	81.4	173	142	82.1	58	16	27.6	30	15	50.0
	5412340	2023	2	21		10	47.6				72	52	72.2	57	44	77.2	159	157	98.7	109	91	83.5	80	78	97.5	48	41	85.4	110	89	80.9	49	23	46.9	37	21	56.8
USETHUBENI YOUTH	5412131	2024	99	9		9	100.0				11	11	100.0	9	9	100.0	21	21	100.0	16	16	100.0	16	16	100.0	14	14	100.0	20	20	100.0	5	5	100.0			
	5412131	2023	99	6		6	100.0				8	8	100.0	8	8	100.0	25	25	100.0	18	18	100.0	20	20	100.0	18	18	100.0	22	22	100.0	4	4	100.0			
UXOLOPHAMBILI S	5412230	2024	3	15		11	73.3	13	12	92.3	26	17	65.4	15	12	80.0	46	46	100.0	18	12	66.7	18	17	94.4	20	17	85.0	32	24	75.0	14	10	71.4	13	12	92.3
	5412230	2023	3	20		15	75.0	10	10	100.0	38	22	57.9	20	14	70.0	61	61	100.0	31	21	67.7	31	30	96.8	23	15	65.2	51	30	58.8	10	6	60.0	10	10	100.0
VERULAM ISLAMIC	5412440	2024	99	5		5	100.0				18	17	94.4							23	23	100.0				17	17	100.0	17	17	100.0	11	8	72.7	10	6	60.0
	5412440	2023	99	14		13	92.9				24	22	91.7							20	20	100.0				33	28	84.8	21	21	100.0	13	12	92.3	10	9	90.0
VERULAM S	5412441	2024	5	48		48	100.0				91	89	97.8							87	87	100.0	27	27	100.0	126	116	92.1	102	100	98.0	91	81	89.0	60	57	95.0
	5412441	2023	5	41		39	95.1				72	69	95.8							80	79	98.8	33	31	93.9	87	81	93.1	76	73	96.1	85	77	90.6	56	52	92.9
VN NAIK SCHOOL FOR THE DEAF	5412527	2024	99														15	15	100.0										15	5	33.3						
	5412527	2023	99														14	14	100.0										14	2	14.3						

Province Districts	Centre Name	Centre Number	Exam Date	Quintile	Accounting			Agricultural Sciences			Business Studies			Economics			English First Additional Language			Geography			History			Life Sciences			Mathematical Literacy			Mathematics			Physical Sciences			
					Total Wrote	Achieved 30 - 100%	% Achieved at 30% and Above	Total Wrote	Achieved 30 - 100%	% Achieved at 30% and Above	Total Wrote	Achieved 30 - 100%	% Achieved at 30% and Above	Total Wrote	Achieved 30 - 100%	% Achieved at 30% and Above	Total Wrote	Achieved 30 - 100%	% Achieved at 30% and Above	Total Wrote	Achieved 30 - 100%	% Achieved at 30% and Above	Total Wrote	Achieved 30 - 100%	% Achieved at 30% and Above	Total Wrote	Achieved 30 - 100%	% Achieved at 30% and Above	Total Wrote	Achieved 30 - 100%	% Achieved at 30% and Above	Total Wrote	Achieved 30 - 100%	% Achieved at 30% and Above	Total Wrote	Achieved 30 - 100%	% Achieved at 30% and Above	
					PINETOWN	VUYISWA MTOLO H	5412341	2024	4							130	114	87.7	46	42	91.3	147	146	99.3	18	18	100.0	67	65	97.0	18	18	100.0	130	103	79.2	18	14
		5412341	2023	4							87	48	55.2	26	18	69.2	124	123	99.2	13	13	100.0	71	69	97.2	37	31	83.8	111	96	86.5	13	10	76.9	13	11	84.6	
	WATERLOO JS	5412442	2024	3	9	5	55.6	29	29	100.0	9	5	55.6	8	6	75.0	119	119	100.0	111	95	85.6	27	26	96.3	49	41	83.7	95	84	88.4	26	24	92.3	20	18	90.0	
		5412442	2023	3	16	13	81.3	33	32	97.0	14	13	92.9	14	12	85.7	114	114	100.0	98	70	71.4	14	14	100.0	56	38	67.9	90	82	91.1	23	15	65.2	22	17	77.3	
	WESTHAM S	5412443	2024	5												48	48	100.0	20	16	80.0	53	53	100.0	17	13	76.5	53	46	86.8								
		5412443	2023	5												79	79	100.0	18	14	77.8	85	83	97.6	38	24	63.2	85	65	76.5								
	WESTMEAD S	5412139	2024	3	17	9	52.9				17	15	88.2	17	5	29.4	83	83	100.0	66	62	93.9	53	53	100.0	13	11	84.6	70	60	85.7	13	11	84.6	13	12	92.3	
		5412139	2023	3	22	14	63.6				22	22	100.0	22	17	77.3	84	84	100.0	62	58	93.5	36	36	100.0	26	18	69.2	53	47	88.7	29	16	55.2	24	16	66.7	
	WESTVILLE BOYS H	5412132	2024	5	75	73	97.3				133	126	94.7							84	84	100.0	48	48	100.0	92	91	98.9	52	52	100.0	192	183	95.3	151	133	88.1	
		5412132	2023	5	47	46	97.9				102	96	94.1							70	70	100.0	57	57	100.0	102	101	99.0	31	31	100.0	185	165	89.2	149	131	87.9	
	WESTVILLE GIRLS H	5412133	2024	5	40	40	100.0				57	57	100.0	30	30	100.0				68	68	100.0	82	82	100.0	181	178	98.3	72	72	100.0	142	137	96.5	77	77	100.0	
		5412133	2023	5	71	70	98.6				54	54	100.0	22	21	95.5				84	84	100.0	59	59	100.0	191	183	95.8	79	79	100.0	140	135	96.4	91	91	100.0	
	WOODVIEW S	5412444	2024	5	13	9	69.2				87	74	85.1				73	73	100.0	64	56	87.5	69	66	95.7	44	42	95.5	120	111	92.5	14	12	85.7	8	2	25.0	
		5412444	2023	5							32	24	75.0							30	27	90.0				25	18	72.0	29	26	89.7	10	2	20.0	8	3	37.5	
	WOZAMOYA H	5412134	2024	3	9	7	77.8				67	38	56.7	27	24	88.9	182	182	100.0	108	72	66.7	123	94	76.4	52	33	63.5	150	107	71.3	32	18	56.3	31	12	38.7	
		5412134	2023	3	15	11	73.3				47	35	74.5	28	20	71.4	115	115	100.0	65	54	83.1	61	58	95.1	42	30	71.4	87	67	77.0	28	19	67.9	26	14	53.8	
	WYEBANK S	5412135	2024	4	46	31	67.4				47	42	89.4	25	20	80.0				23	21	91.3				22	17	77.3	53	46	86.8	31	14	45.2	21	9	42.9	
		5412135	2023	4	48	25	52.1				48	35	72.9	20	14	70.0				26	19	73.1				27	21	77.8	81	64	79.0	29	13	44.8	27	15	55.6	
	ZAKHE H	5412342	2024	3	22	20	90.9				68	64	94.1	25	24	96.0	124	124	100.0	50	43	86.0	33	33	100.0	91	68	74.7	67	56	83.6	41	31	75.6	21	14	66.7	
		5412342	2023	3	16	14	87.5				95	72	75.8	19	19	100.0	183	182	99.5	86	60	69.8	69	61	88.4	157	73	46.5	138	80	58.0	40	35	87.5	32	29	90.6	

Province Districts	Centre Name	Centre Number	Exam Date	Quintile	Accounting			Agricultural Sciences			Business Studies			Economics			English First Additional Language			Geography			History			Life Sciences			Mathematical Literacy			Mathematics			Physical Sciences		
					Total Wrote	Achieved 30 - 100%	% Achieved at 30% and Above	Total Wrote	Achieved 30 - 100%	% Achieved at 30% and Above	Total Wrote	Achieved 30 - 100%	% Achieved at 30% and Above	Total Wrote	Achieved 30 - 100%	% Achieved at 30% and Above	Total Wrote	Achieved 30 - 100%	% Achieved at 30% and Above	Total Wrote	Achieved 30 - 100%	% Achieved at 30% and Above	Total Wrote	Achieved 30 - 100%	% Achieved at 30% and Above	Total Wrote	Achieved 30 - 100%	% Achieved at 30% and Above	Total Wrote	Achieved 30 - 100%	% Achieved at 30% and Above	Total Wrote	Achieved 30 - 100%	% Achieved at 30% and Above			
					PINETOWN	ZEPH DLOMO S	5412343	2024	4	12	12	100.0				78	73	93.6	32	31	96.9	119	119	100.0	41	39	95.1	74	74	100.0	58	51	87.9	105	103	98.1	15
	5412343	2023	4	8		7	87.5				49	47	95.9	17	17	100.0	86	86	100.0	37	37	100.0	54	54	100.0	47	45	95.7	71	71	100.0	15	15	100.0	15	14	93.3
ZIFIKELE H	5412231	2024	3								21	16	76.2	21	18	85.7	53	53	100.0	32	24	75.0	32	30	93.8				53	36	67.9						
	5412231	2023	3	7		4	57.1				43	20	46.5	43	20	46.5	69	69	100.0	26	16	61.5	26	25	96.2				69	41	59.4						
ZIPHATHELE S	5412136	2024	3	27		21	77.8				82	64	78.0	27	26	96.3	203	203	100.0	120	109	90.8	146	144	98.6	29	25	86.2	165	153	92.7	37	25	67.6	29	23	79.3
	5412136	2023	3	24		15	62.5				63	52	82.5	24	21	87.5	147	147	100.0	85	70	82.4	110	110	100.0	14	13	92.9	134	116	86.6	14	12	85.7	14	13	92.9
ZIPHEMBELANI S	5412344	2024	4	23		11	47.8				46	43	93.5				66	66	100.0	32	26	81.3	31	31	100.0	11	11	100.0	51	45	88.2	14	12	85.7	11	9	81.8
	5412344	2023	4	21		9	42.9				39	36	92.3				66	66	100.0	30	27	90.0	32	30	93.8	12	12	100.0	51	41	80.4	15	13	86.7	12	6	50.0
ZIZAMELE JS	5412232	2024	2	31		13	41.9				32	28	87.5	32	22	68.8	137	135	98.5	99	88	88.9	71	71	100.0	34	33	97.1	71	54	76.1	66	26	39.4	34	24	70.6
	5412232	2023	2	20		13	65.0				20	13	65.0	20	13	65.0	113	112	99.1	80	72	90.0	63	63	100.0	31	30	96.8	63	51	81.0	51	28	54.9	31	28	90.3
ZWELINJANI S	5412137	2024	3	8		2	25.0	55	15	27.3	33	14	42.4	8	1	12.5	89	82	92.1	45	13	28.9	26	21	80.8	55	9	16.4	77	50	64.9	12	4	33.3	10	4	40.0
	5412137	2023	3	7		4	57.1	20	20	100.0	19	19	100.0	7	6	85.7	39	38	97.4	14	14	100.0	12	12	100.0	20	6	30.0	31	28	90.3	8	3	37.5	6	5	83.3
UGU	ALBERT S	5312201	2024	99	10	10	100.0	13	13	100.0	21	21	100.0	10	9	90.0	62	62	100.0	39	38	97.4	39	39	100.0	40	36	90.0	49	49	100.0	13	12	92.3	13	9	69.2
		5312201	2023	99	11	11	100.0	13	13	100.0	32	31	96.9	11	10	90.9	70	70	100.0	47	47	100.0	47	47	100.0	39	32	82.1	58	55	94.8	13	11	84.6	13	12	92.3
	AS-SALAAM COMBINED SCHOOL	5312339	2024	99							10	10	100.0							20	20	100.0				20	20	100.0				20	15	75.0	10	8	80.0
		5312339	2023	99							4	4	100.0							13	13	100.0				13	13	100.0				13	12	92.3	9	8	88.9
	BHANOYI S	5312101	2024	2	10	10	100.0	17	17	100.0	26	26	100.0	34	33	97.1	72	72	100.0	46	45	97.8	40	40	100.0	22	22	100.0	50	48	96.0	22	18	81.8	21	19	90.5
		5312101	2023	2	2	2	100.0	23	20	87.0	25	24	96.0	43	41	95.3	91	91	100.0	72	72	100.0	64	64	100.0	25	22	88.0	68	64	94.1	23	17	73.9	19	15	78.9
BHEKAMANDELU H	5312102	2024	1	12	5	41.7				12	11	91.7				12	12	100.0							12	11	91.7	12	12	100.0							
	5312102	2023	1	14	12	85.7				14	12	85.7				14	14	100.0							14	13	92.9	14	14	100.0							

Province Districts	Centre Name	Centre Number	Exam Date	Quintile	Accounting			Agricultural Sciences			Business Studies			Economics			English First Additional Language			Geography			History			Life Sciences			Mathematical Literacy			Mathematics			Physical Sciences		
					Total Wrote	Achieved 30 - 100%	% Achieved at 30% and Above	Total Wrote	Achieved 30 - 100%	% Achieved at 30% and Above	Total Wrote	Achieved 30 - 100%	% Achieved at 30% and Above	Total Wrote	Achieved 30 - 100%	% Achieved at 30% and Above	Total Wrote	Achieved 30 - 100%	% Achieved at 30% and Above	Total Wrote	Achieved 30 - 100%	% Achieved at 30% and Above	Total Wrote	Achieved 30 - 100%	% Achieved at 30% and Above	Total Wrote	Achieved 30 - 100%	% Achieved at 30% and Above	Total Wrote	Achieved 30 - 100%	% Achieved at 30% and Above	Total Wrote	Achieved 30 - 100%	% Achieved at 30% and Above	Total Wrote	Achieved 30 - 100%	% Achieved at 30% and Above
					UGU	BHEKAMEVA H	5312103	2024	2	36	27	75.0				74	74	100.0	16	12	75.0	94	94	100.0				58	58	100.0	77	55	71.4	70	68	97.1	24
		5312103	2023	2	47	43	91.5				67	65	97.0	16	14	87.5	94	94	100.0				47	47	100.0	78	63	80.8	57	48	84.2	37	29	78.4	27	25	92.6
	BHEKI S	5312202	2024	2	22	20	90.9				16	15	93.8				110	110	100.0	88	85	96.6	79	76	96.2	20	16	80.0	89	78	87.6	21	12	57.1	15	11	73.3
		5312202	2023	2	15	15	100.0				13	13	100.0				99	99	100.0	84	79	94.0	72	71	98.6	28	24	85.7	84	78	92.9	15	8	53.3	14	12	85.7
	BONGUZWANE S	5312104	2024	2	10	10	100.0	41	28	68.3	26	26	100.0	10	10	100.0	67	67	100.0	44	43	97.7				13	13	100.0	49	39	79.6	18	18	100.0	13	12	92.3
		5312104	2023	2	10	10	100.0	21	13	61.9	54	46	85.2	10	10	100.0	74	74	100.0	57	55	96.5				7	7	100.0	65	49	75.4	10	10	100.0	7	7	100.0
	BUHLEBETHU H	5312144	2024	1	42	40	95.2	118	111	94.1	18	18	100.0	18	18	100.0	206	206	100.0	142	135	95.1	46	46	100.0	142	125	88.0	157	151	96.2	49	49	100.0	46	40	87.0
		5312144	2023	1	36	34	94.4	88	87	98.9	15	15	100.0	15	15	100.0	160	160	100.0	103	101	98.1	34	34	100.0	110	99	90.0	107	105	98.1	53	52	98.1	41	37	90.2
	CHARLES HLENGWA H	5312301	2024	3							26	26	100.0				26	26	100.0	26	26	100.0				26	26	100.0	26	26	100.0						
		5312301	2023	3							31	31	100.0				31	31	100.0	31	31	100.0				31	30	96.8	31	31	100.0						
	DUBANDLELA H	5312105	2024	2													40	40	100.0	40	38	95.0	24	23	95.8	40	34	85.0	24	22	91.7	16	8	50.0	16	8	50.0
		5312105	2023	2													23	23	100.0	24	24	100.0	13	13	100.0	24	23	95.8	13	12	92.3	11	7	63.6	11	10	90.9
	DUDUZILE JR SECONDARY SCHOOL	5312152	2024	1	30	27	90.0				13	12	92.3	13	13	100.0	78	78	100.0				48	48	100.0	65	62	95.4	48	47	97.9	30	26	86.7	17	17	100.0
		5312152	2023	1	27	26	96.3				8	8	100.0	8	7	87.5	64	64	100.0				37	37	100.0	56	46	82.1	37	37	100.0	27	22	81.5	19	19	100.0
	DWALALESIZWE H	5312203	2024	1							30	28	93.3				30	30	100.0				21	21	100.0	30	17	56.7	21	18	85.7	9	9	100.0	9	4	44.4
		5312203	2023	1							28	25	89.3				29	29	100.0				29	29	100.0	28	23	82.1	23	20	87.0	6	5	83.3			
	ECEKEZA S	5312204	2024	1	20	20	100.0							20	20	100.0	96	96	100.0	76	63	82.9	62	62	100.0	96	74	77.1	82	72	87.8	14	14	100.0	14	13	92.9
		5312204	2023	1	18	18	100.0							18	18	100.0	96	96	100.0	78	72	92.3	66	66	100.0	96	87	90.6	81	71	87.7	15	14	93.3	12	11	91.7
	ELWAZI H	5312106	2024	2							29	28	96.6	23	23	100.0	29	29	100.0							17	17	100.0	20	19	95.0	9	9	100.0	6	3	50.0
		5312106	2023	2							40	38	95.0	22	19	86.4	40	40	100.0							19	19	100.0	22	21	95.5	18	17	94.4	18	15	83.3

Province Districts	Centre Name	Centre Number	Exam Date	Quintile	Accounting			Agricultural Sciences			Business Studies			Economics			English First Additional Language			Geography			History			Life Sciences			Mathematical Literacy			Mathematics			Physical Sciences		
					Total Wrote	Achieved 30 - 100%	% Achieved at 30% and Above	Total Wrote	Achieved 30 - 100%	% Achieved at 30% and Above	Total Wrote	Achieved 30 - 100%	% Achieved at 30% and Above	Total Wrote	Achieved 30 - 100%	% Achieved at 30% and Above	Total Wrote	Achieved 30 - 100%	% Achieved at 30% and Above	Total Wrote	Achieved 30 - 100%	% Achieved at 30% and Above	Total Wrote	Achieved 30 - 100%	% Achieved at 30% and Above	Total Wrote	Achieved 30 - 100%	% Achieved at 30% and Above	Total Wrote	Achieved 30 - 100%	% Achieved at 30% and Above	Total Wrote	Achieved 30 - 100%	% Achieved at 30% and Above	Total Wrote	Achieved 30 - 100%	% Achieved at 30% and Above
					EMGANGENI S	5312332	2024	2							7	7	100.0	7	7	100.0	7	7	100.0							7	7	100.0				7	0
	5312332	2023	2							6	6	100.0	6	6	100.0	6	6	100.0							6	6	100.0				6	2	33.3				
EZINQOLENI JS	5312205	2024	2	38	36	94.7	55	54	98.2	151	130	86.1	38	22	57.9	206	206	100.0	136	127	93.4	113	113	100.0	55	50	90.9	150	146	97.3	53	35	66.0	32	28	87.5	
	5312205	2023	2	25	25	100.0	49	48	98.0	124	120	96.8	24	24	100.0	173	173	100.0	120	117	97.5	99	98	99.0	49	48	98.0	115	110	95.7	53	50	94.3	28	28	100.0	
GABANGEZWE S	5312206	2024	1	25	24	96.0	25	18	72.0	59	58	98.3	25	23	92.0	84	84	100.0	25	23	92.0	25	24	96.0	34	34	100.0	49	48	98.0	35	19	54.3	34	32	94.1	
	5312206	2023	1	19	19	100.0	25	20	80.0	38	38	100.0	19	19	100.0	63	63	100.0	25	25	100.0	25	25	100.0	19	18	94.7	42	40	95.2	21	12	57.1	19	18	94.7	
GALENI H	5312207	2024	4												40	40	100.0	24	22	91.7	24	24	100.0	16	15	93.8	24	23	95.8	16	8	50.0	16	13	81.3		
	5312207	2023	4												59	59	100.0	44	35	79.5	44	42	95.5	16	13	81.3	45	34	75.6	16	8	50.0	16	14	87.5		
GAMALAKHE COMMERCIAL H	5312208	2024	4	85	79	92.9				117	117	100.0	116	107	92.2	157	157	100.0						111	98	88.3	113	110	97.3	44	43	97.7	40	40	100.0		
	5312208	2023	4	107	87	81.3				128	122	95.3	127	99	78.0	180	180	100.0						127	98	77.2	109	105	96.3	72	66	91.7	53	52	98.1		
GEORGE MBHELE H	5312261	2024	3				44	30	68.2	44	37	84.1				44	44	100.0				35	30	85.7				35	31	88.6	9	8	88.9	9	5	55.6	
	5312261	2023	3				35	21	60.0	21	20	95.2				35	35	100.0				27	24	88.9	14	13	92.9	27	22	81.5	8	6	75.0	8	8	100.0	
GOBUME H	5312145	2024	1	7	6	85.7				23	23	100.0	7	7	100.0	88	88	100.0	80	80	100.0	69	69	100.0	65	64	98.5	77	73	94.8	11	10	90.9	11	11	100.0	
	5312145	2023	1	14	14	100.0				28	28	100.0	14	14	100.0	86	86	100.0	72	72	100.0	51	51	100.0	58	58	100.0	63	59	93.7	23	23	100.0	21	20	95.2	
GUGULESIZWE S	5312303	2024	3	14	14	100.0				87	76	87.4	49	47	95.9	156	156	100.0	66	60	90.9	81	76	93.8	26	26	100.0	128	113	88.3	27	24	88.9	26	13	50.0	
	5312303	2023	3	18	16	88.9				104	84	80.8	57	45	78.9	171	171	100.0	68	58	85.3	95	89	93.7	20	20	100.0	148	124	83.8	23	19	82.6	20	17	85.0	
HAFULENI SS	5312209	2024	2	12	8	66.7	12	12	100.0	94	90	95.7	12	9	75.0	117	117	100.0	94	86	91.5	94	91	96.8	24	22	91.7	94	72	76.6	24	19	79.2	12	12	100.0	
	5312209	2023	2	15	15	100.0	18	17	94.4	122	105	86.1	15	14	93.3	140	140	100.0	106	91	85.8	107	104	97.2	18	18	100.0	107	85	79.4	33	22	66.7	18	16	88.9	
HARDING S	5312210	2024	4	11	8	72.7				17	17	100.0	17	14	82.4				124	120	96.8	113	108	95.6	124	107	86.3	109	98	89.9	67	38	56.7	52	37	71.2	
	5312210	2023	4	12	8	66.7				28	27	96.4	18	15	83.3				118	117	99.2	105	104	99.0	126	105	83.3	108	99	91.7	75	51	68.0	65	57	87.7	

Province Districts	Centre Name	Centre Number	Exam Date	Quintile	Accounting			Agricultural Sciences			Business Studies			Economics			English First Additional Language			Geography			History			Life Sciences			Mathematical Literacy			Mathematics			Physical Sciences			
					Total Wrote	Achieved 30 - 100%	% Achieved at 30% and Above	Total Wrote	Achieved 30 - 100%	% Achieved at 30% and Above	Total Wrote	Achieved 30 - 100%	% Achieved at 30% and Above	Total Wrote	Achieved 30 - 100%	% Achieved at 30% and Above	Total Wrote	Achieved 30 - 100%	% Achieved at 30% and Above	Total Wrote	Achieved 30 - 100%	% Achieved at 30% and Above	Total Wrote	Achieved 30 - 100%	% Achieved at 30% and Above	Total Wrote	Achieved 30 - 100%	% Achieved at 30% and Above	Total Wrote	Achieved 30 - 100%	% Achieved at 30% and Above	Total Wrote	Achieved 30 - 100%	% Achieved at 30% and Above	Total Wrote	Achieved 30 - 100%	% Achieved at 30% and Above	
					UGU	HLENGIWE S	5312337	2024	3							28	18	64.3				28	28	100.0							26	20	76.9	20	19	95.0	7	1
		5312337	2023	3							21	19	90.5	21	19	90.5	21	21	100.0							21	17	81.0	14	13	92.9	7	2	28.6				
	INGWEMABALA COMPREHENSIVE H	5312211	2024	3	17	15	88.2	14	14	100.0	41	37	90.2	17	15	88.2	65	65	100.0	24	24	100.0	24	24	100.0	14	14	100.0	41	35	85.4	24	22	91.7	24	21	87.5	
		5312211	2023	3	7	7	100.0	17	17	100.0	54	48	88.9	7	7	100.0	76	76	100.0	48	43	89.6	48	48	100.0	18	17	94.4	55	40	72.7	21	15	71.4	21	15	71.4	
	INKOSI U-MDIBANISO COMPREHENSIVE H	5312112	2024	2	2	2	100.0				11	10	90.9	10	10	100.0	70	70	100.0	15	15	100.0	45	43	95.6	15	15	100.0	44	37	84.1	17	14	82.4	14	12	85.7	
		5312112	2023	2	12	12	100.0				19	17	89.5	14	14	100.0	66	66	100.0	11	11	100.0	29	29	100.0	12	12	100.0	29	24	82.8	23	20	87.0	12	12	100.0	
	INQOLOBANE JS	5312113	2024	1	17	17	100.0	8	7	87.5	25	25	100.0	25	25	100.0	25	25	100.0										14	14	100.0	11	5	45.5				
		5312113	2023	1	16	16	100.0	7	6	85.7	23	22	95.7	23	21	91.3	23	23	100.0										11	10	90.9	12	4	33.3				
	INYONEMHLOPHE S	5312304	2024	2												17	16	94.1	17	17	100.0			17	16	94.1	17	13	76.5	10	9	90.0	7	2	28.6			
		5312304	2023	2												25	22	88.0	25	25	100.0			25	21	84.0	25	12	48.0	20	18	90.0	5	0	0.0			
	SINAMUVA H	5312114	2024	2	5	4	80.0	16	16	100.0	23	22	95.7	23	22	95.7	39	39	100.0				20	20	100.0	16	16	100.0	23	21	91.3	16	13	81.3	14	14	100.0	
		5312114	2023	2	3	3	100.0	14	12	85.7	23	19	82.6	29	17	58.6	46	46	100.0				30	30	100.0	14	11	78.6	33	29	87.9	12	8	66.7	10	10	100.0	
	JOLWAYO S	5312212	2024	2	24	21	87.5	112	111	99.1	22	22	100.0	14	14	100.0	170	170	100.0	113	112	99.1	44	44	100.0	155	147	94.8	144	139	96.5	26	25	96.2	26	25	96.2	
		5312212	2023	2	17	16	94.1	107	104	97.2	18	18	100.0	10	8	80.0	132	132	100.0	73	70	95.9	28	28	100.0	116	96	82.8	105	94	89.5	27	23	85.2	27	24	88.9	
	KHANYA H	5312115	2024	2	7	7	100.0				17	17	100.0	17	17	100.0	69	69	100.0	53	50	94.3	63	61	96.8	53	42	79.2	66	57	86.4	4	3	75.0				
		5312115	2023	2	11	11	100.0				24	24	100.0	25	24	96.0	55	55	100.0	30	28	93.3	44	44	100.0	30	22	73.3	55	43	78.2							
	KHATHI H	5312116	2024	2	6	6	100.0	11	11	100.0	39	35	89.7				50	50	100.0				33	32	97.0	11	11	100.0	39	29	74.4	11	7	63.6	11	10	90.9	
		5312116	2023	2	10	10	100.0	13	13	100.0	41	35	85.4				54	54	100.0				31	30	96.8	13	13	100.0	41	36	87.8	13	7	53.8	13	12	92.3	
	KWABHAVU H	5312146	2024	1												14	14	100.0	14	14	100.0	14	14	100.0	14	14	100.0	14	14	100.0								
		5312146	2023	1												17	17	100.0	17	16	94.1	17	17	100.0	17	16	94.1	17	14	82.4								

Province Districts	Centre Name	Centre Number	Exam Date	Quintile	Accounting			Agricultural Sciences			Business Studies			Economics			English First Additional Language			Geography			History			Life Sciences			Mathematical Literacy			Mathematics			Physical Sciences			
					Total Wrote	Achieved 30 - 100%	% Achieved at 30% and Above	Total Wrote	Achieved 30 - 100%	% Achieved at 30% and Above	Total Wrote	Achieved 30 - 100%	% Achieved at 30% and Above	Total Wrote	Achieved 30 - 100%	% Achieved at 30% and Above	Total Wrote	Achieved 30 - 100%	% Achieved at 30% and Above	Total Wrote	Achieved 30 - 100%	% Achieved at 30% and Above	Total Wrote	Achieved 30 - 100%	% Achieved at 30% and Above	Total Wrote	Achieved 30 - 100%	% Achieved at 30% and Above	Total Wrote	Achieved 30 - 100%	% Achieved at 30% and Above	Total Wrote	Achieved 30 - 100%	% Achieved at 30% and Above	Total Wrote	Achieved 30 - 100%	% Achieved at 30% and Above	
					UGU	KWAFICA H	5312147	2024	2	11	11	100.0	14	14	100.0	17	17	100.0	5	5	100.0	61	61	100.0				29	29	100.0	27	27	100.0	34	31	91.2	15	14
		5312147	2023	2	17	15	88.2	23	21	91.3	53	43	81.1	5	5	100.0	96	96	100.0				47	46	97.9	68	54	79.4	49	38	77.6	28	23	82.1	29	22	75.9	
	KWAHLUZINGQONDO S	5312305	2024	2	17	17	100.0				21	21	100.0	17	17	100.0	84	84	100.0	67	67	100.0				63	63	100.0				83	58	69.9	63	62	98.4	
		5312305	2023	2	18	18	100.0				35	35	100.0	18	18	100.0	91	91	100.0	75	75	100.0				56	56	100.0				92	52	56.5	56	55	98.2	
	KWAJABULA H	5312306	2024	2	36	36	100.0				52	46	88.5				88	88	100.0	52	50	96.2				70	64	91.4	52	49	94.2	36	34	94.4	36	28	77.8	
		5312306	2023	2	36	36	100.0				40	36	90.0				76	76	100.0	40	35	87.5				76	63	82.9	40	35	87.5	36	33	91.7	36	33	91.7	
	KWAMASOSHA H	5312215	2024	3	27	22	81.5	90	65	72.2	27	25	92.6	27	18	66.7	182	182	100.0	119	95	79.8	66	64	97.0	156	89	57.1	146	121	82.9	37	37	100.0	37	24	64.9	
		5312215	2023	3	24	19	79.2	66	54	81.8	24	23	95.8	24	23	95.8	128	128	100.0	71	65	91.5	37	36	97.3	103	87	84.5	94	81	86.2	31	30	96.8	31	16	51.6	
	KWAPHIKAZIWA S	5312335	2024	2										26	26	100.0	26	26	100.0	26	26	100.0				26	26	100.0	20	20	100.0	6	4	66.7				
		5312335	2023	2										32	32	100.0	33	33	100.0	32	32	100.0				33	32	97.0	21	20	95.2	11	8	72.7				
	LUTHULI H	5312119	2024	3	18	12	66.7	264	243	92.0	45	37	82.2	18	17	94.4	392	390	99.5	283	239	84.5	77	74	96.1	264	236	89.4	328	242	73.8	64	39	60.9	64	31	48.4	
		5312119	2023	3	12	7	58.3	278	239	86.0	26	20	76.9	12	8	66.7	409	408	99.8	307	248	80.8	87	71	81.6	279	242	86.7	322	238	73.9	89	55	61.8	77	50	64.9	
	MABIYA SS	5312120	2024	1	19	17	89.5	35	33	94.3				35	33	94.3	54	54	100.0				35	35	100.0	19	19	100.0	35	33	94.3	19	15	78.9	19	18	94.7	
		5312120	2023	1	41	32	78.0	36	29	80.6				36	19	52.8	76	76	100.0				36	36	100.0	41	39	95.1	36	30	83.3	41	28	68.3	41	40	97.6	
	MABUTHELA H	5312121	2024	1	8	7	87.5				37	27	73.0				51	51	100.0	43	39	90.7				14	14	100.0	37	27	73.0	14	10	71.4	13	13	100.0	
		5312121	2023	1	1	1	100.0				32	23	71.9				48	48	100.0	47	40	85.1				16	15	93.8	32	24	75.0	16	10	62.5	16	15	93.8	
	MAHELANE S	5312264	2024	1	10	10	100.0							10	10	100.0	91	90	98.9	91	83	91.2	62	62	100.0	81	62	76.5	72	62	86.1	19	16	84.2	19	17	89.5	
		5312264	2023	1	8	8	100.0							8	8	100.0	80	79	98.8	80	76	95.0	59	59	100.0	72	65	90.3	67	53	79.1	13	10	76.9	13	13	100.0	
	MAKHANDA H	5312217	2024	3	38	35	92.1	99	77	77.8	107	100	93.5	34	32	94.1	207	206	99.5	71	65	91.5	69	45	65.2	172	109	63.4	174	129	74.1	32	25	78.1	29	27	93.1	
		5312217	2023	3	43	38	88.4	174	127	73.0	115	111	96.5	35	32	91.4	218	218	100.0	72	64	88.9				183	118	64.5	181	138	76.2	37	35	94.6	32	31	96.9	



Province Districts	Centre Name	Centre Number	Exam Date	Quintile	Accounting			Agricultural Sciences			Business Studies			Economics			English First Additional Language			Geography			History			Life Sciences			Mathematical Literacy			Mathematics			Physical Sciences			
					Total Wrote	Achieved 30 - 100%	% Achieved at 30% and Above	Total Wrote	Achieved 30 - 100%	% Achieved at 30% and Above	Total Wrote	Achieved 30 - 100%	% Achieved at 30% and Above	Total Wrote	Achieved 30 - 100%	% Achieved at 30% and Above	Total Wrote	Achieved 30 - 100%	% Achieved at 30% and Above	Total Wrote	Achieved 30 - 100%	% Achieved at 30% and Above	Total Wrote	Achieved 30 - 100%	% Achieved at 30% and Above	Total Wrote	Achieved 30 - 100%	% Achieved at 30% and Above	Total Wrote	Achieved 30 - 100%	% Achieved at 30% and Above	Total Wrote	Achieved 30 - 100%	% Achieved at 30% and Above	Total Wrote	Achieved 30 - 100%	% Achieved at 30% and Above	
					UGU	MALANGENI SECONDARY SCHOOL	5312338	2024	1	31	24	77.4				122	104	85.2				152	152	100.0				122	116	95.1	152	100	65.8	122	92	75.4	31	20
		5312338	2023	1	26	21	80.8				81	73	90.1				107	107	100.0				81	80	98.8	107	77	72.0	81	72	88.9	26	20	76.9	26	22	84.6	
	MALUSI H	5312122	2024	2				17	16	94.1	35	27	77.1				52	52	100.0	20	18	90.0	40	39	97.5	32	32	100.0	40	39	97.5	12	9	75.0	12	10	83.3	
		5312122	2023	2				43	43	100.0	13	11	84.6				58	58	100.0	13	12	92.3	46	46	100.0	47	44	93.6	46	44	95.7	12	10	83.3	12	11	91.7	
	MANGQUZUKA H	5312123	2024	2	32	16	50.0				57	52	91.2	32	26	81.3	104	104	100.0	72	70	97.2	47	47	100.0	47	36	76.6	74	70	94.6	30	27	90.0	25	22	88.0	
		5312123	2023	2	35	24	68.6				97	88	90.7	35	35	100.0	152	152	100.0	117	113	96.6	87	87	100.0	55	52	94.5	115	99	86.1	35	28	80.0	30	23	76.7	
	MARBURG S	5312218	2024	5	71	71	100.0				122	117	95.9							116	115	99.1	88	85	96.6	92	83	90.2	129	122	94.6	57	55	96.5	34	34	100.0	
		5312218	2023	5	57	55	96.5				133	122	91.7							122	119	97.5	104	100	96.2	116	87	75.0	153	144	94.1	55	51	92.7	37	36	97.3	
	MARGATE MIDDLE SCHOOL	5312267	2024	3	51	49	96.1				59	55	93.2													110	88	80.0	59	57	96.6	51	51	100.0	51	47	92.2	
		5312267	2023	3	54	48	88.9				118	89	75.4														172	104	60.5	118	106	89.8	54	53	98.1	54	47	87.0
	MASHESHA JS	5312219	2024	3				21	21	100.0							21	21	100.0				21	21	100.0	21	21	100.0	13	13	100.0	8	5	62.5				
		5312219	2023	3				18	16	88.9							18	18	100.0				19	19	100.0	18	12	66.7	19	17	89.5							
	MAYIYANA H	5312149	2024	1				40	33	82.5							40	40	100.0				26	25	96.2	40	28	70.0	26	23	88.5	14	11	78.6	14	11	78.6	
		5312149	2023	1				26	22	84.6							26	26	100.0				11	10	90.9	26	17	65.4	11	11	100.0	15	9	60.0	15	8	53.3	
	MBAMBI H	5312220	2024	2	17	11	64.7	24	24	100.0	123	80	65.0	17	10	58.8	146	146	100.0	42	33	78.6	106	99	93.4	88	69	78.4	123	104	84.6	24	24	100.0	24	18	75.0	
		5312220	2023	2	17	14	82.4	15	15	100.0	103	80	77.7	17	16	94.1	118	118	100.0	51	30	58.8	85	82	96.5	50	41	82.0	103	88	85.4	15	14	93.3	15	14	93.3	
	MBONWA S	5312221	2024	2	13	13	100.0	17	17	100.0	36	32	88.9	9	9	100.0	64	64	100.0	43	43	100.0	35	35	100.0	28	27	96.4	53	50	94.3	11	10	90.9	11	11	100.0	
		5312221	2023	2	6	6	100.0	16	16	100.0	36	32	88.9	15	13	86.7	61	61	100.0	37	36	97.3	38	36	94.7	23	21	91.3	51	46	90.2	8	7	87.5	9	6	66.7	
	MBUSI H	5312222	2024	2	25	24	96.0	40	39	97.5	9	9	100.0	4	4	100.0	114	114	100.0	84	76	90.5	44	44	100.0	61	44	72.1	93	85	91.4	21	20	95.2	21	21	100.0	
		5312222	2023	2	24	23	95.8	36	34	94.4	11	11	100.0	4	4	100.0	97	97	100.0	66	63	95.5	30	30	100.0	56	53	94.6	73	68	93.2	23	20	87.0	20	20	100.0	

Province Districts	Centre Name	Centre Number	Exam Date	Quintile	Accounting			Agricultural Sciences			Business Studies			Economics			English First Additional Language			Geography			History			Life Sciences			Mathematical Literacy			Mathematics			Physical Sciences		
					Total Wrote	Achieved 30 - 100%	% Achieved at 30% and Above	Total Wrote	Achieved 30 - 100%	% Achieved at 30% and Above	Total Wrote	Achieved 30 - 100%	% Achieved at 30% and Above	Total Wrote	Achieved 30 - 100%	% Achieved at 30% and Above	Total Wrote	Achieved 30 - 100%	% Achieved at 30% and Above	Total Wrote	Achieved 30 - 100%	% Achieved at 30% and Above	Total Wrote	Achieved 30 - 100%	% Achieved at 30% and Above	Total Wrote	Achieved 30 - 100%	% Achieved at 30% and Above	Total Wrote	Achieved 30 - 100%	% Achieved at 30% and Above	Total Wrote	Achieved 30 - 100%	% Achieved at 30% and Above	Total Wrote	Achieved 30 - 100%	% Achieved at 30% and Above
					UGU	MCUSHWA JS	5312223	2024	1	11	11	100.0				11	11	100.0	11	11	100.0	51	51	100.0	40	40	100.0	28	28	100.0	40	40	100.0	34	34	100.0	17
		5312223	2023	1	6	6	100.0				6	6	100.0	6	6	100.0	46	46	100.0	40	38	95.0	28	28	100.0	40	40	100.0	33	33	100.0	13	9	69.2	12	12	100.0
	MDLANGASWA H	5312224	2024	2	24	24	100.0	34	31	91.2	106	104	98.1	24	24	100.0	140	140	100.0				82	81	98.8	34	33	97.1	106	85	80.2	34	17	50.0	34	26	76.5
		5312224	2023	2	20	19	95.0	27	25	92.6	102	87	85.3	20	18	90.0	129	129	100.0				82	79	96.3	27	24	88.9	95	68	71.6	34	12	35.3	27	22	81.5
	MDLANGATHI S	5312225	2024	2	21	19	90.5	60	38	63.3	13	12	92.3	8	7	87.5	178	177	99.4	98	89	90.8	92	91	98.9	123	117	95.1	96	84	87.5	83	67	80.7	66	62	93.9
		5312225	2023	2	18	15	83.3	41	38	92.7	18	15	83.3	18	14	77.8	188	187	99.5	130	88	67.7	130	130	100.0	41	41	100.0	142	132	93.0	47	42	89.4	41	39	95.1
	MDULASHI JS	5312226	2024	2	17	16	94.1	19	19	100.0	55	51	92.7	17	17	100.0	124	124	100.0	87	82	94.3	87	87	100.0	68	60	88.2	103	90	87.4	20	16	80.0	19	16	84.2
		5312226	2023	2	14	14	100.0	16	16	100.0	35	33	94.3	14	14	100.0	73	73	100.0	42	42	100.0	42	42	100.0	37	32	86.5	57	52	91.2	16	16	100.0	16	16	100.0
	MERLEWOOD S	5312227	2024	3	34	34	100.0				119	117	98.3							107	107	100.0	57	56	98.2	106	84	79.2	119	108	90.8	33	33	100.0	33	32	97.0
		5312227	2023	3	13	13	100.0				105	95	90.5							122	117	95.9	72	72	100.0	94	76	80.9	118	107	90.7	26	23	88.5	26	23	88.5
	MGAMULE H	5312126	2024	2	2	2	100.0				31	31	100.0				39	39	100.0	39	39	100.0	29	29	100.0	8	8	100.0	31	27	87.1	8	8	100.0	8	8	100.0
		5312126	2023	2	4	4	100.0				33	32	97.0				42	42	100.0	42	41	97.6	29	29	100.0	9	9	100.0	32	29	90.6	10	8	80.0	9	9	100.0
	MGUDLWA H	5312228	2024	2				45	41	91.1							46	46	100.0				41	40	97.6	45	39	86.7	38	32	84.2	5	1	20.0	5	5	100.0
		5312228	2023	2				23	21	91.3							23	23	100.0				18	18	100.0	23	21	91.3	18	14	77.8	5	4	80.0	5	5	100.0
	MHLABUHLANGENE JS	5312229	2024	1													48	48	100.0	48	48	100.0	32	32	100.0	48	46	95.8	32	32	100.0	16	16	100.0	16	16	100.0
		5312229	2023	1													36	36	100.0	36	35	97.2	21	21	100.0	36	35	97.2	21	20	95.2	15	15	100.0	15	15	100.0
	MLONDE H	5312230	2024	2	25	18	72.0	26	26	100.0	20	19	95.0	19	15	78.9	127	127	100.0	76	68	89.5	75	67	89.3	32	30	93.8	90	71	78.9	37	33	89.2	31	25	80.6
		5312230	2023	2	40	21	52.5	29	28	96.6	40	28	70.0	29	19	65.5	157	157	100.0	83	80	96.4	88	85	96.6	40	37	92.5	114	80	70.2	44	29	65.9	34	25	73.5
	MLOTSHA SECONDARY	5312268	2024	1	9	9	100.0				9	9	100.0	9	9	100.0	93	93	100.0	84	83	98.8	53	53	100.0	82	81	98.8	58	56	96.6	33	31	93.9	29	27	93.1
		5312268	2023	1	21	18	85.7				21	20	95.2	21	16	76.2	119	118	99.2	94	88	93.6	66	65	98.5	94	93	98.9	81	43	53.1	34	18	52.9	30	17	56.7

Province Districts	Centre Name	Centre Number	Exam Date	Quintile	Accounting			Agricultural Sciences			Business Studies			Economics			English First Additional Language			Geography			History			Life Sciences			Mathematical Literacy			Mathematics			Physical Sciences		
					Total Wrote	Achieved 30 - 100%	% Achieved at 30% and Above	Total Wrote	Achieved 30 - 100%	% Achieved at 30% and Above	Total Wrote	Achieved 30 - 100%	% Achieved at 30% and Above	Total Wrote	Achieved 30 - 100%	% Achieved at 30% and Above	Total Wrote	Achieved 30 - 100%	% Achieved at 30% and Above	Total Wrote	Achieved 30 - 100%	% Achieved at 30% and Above	Total Wrote	Achieved 30 - 100%	% Achieved at 30% and Above	Total Wrote	Achieved 30 - 100%	% Achieved at 30% and Above	Total Wrote	Achieved 30 - 100%	% Achieved at 30% and Above	Total Wrote	Achieved 30 - 100%	% Achieved at 30% and Above	Total Wrote	Achieved 30 - 100%	% Achieved at 30% and Above
					UGU	MNCINDO H	5312307	2024	1							33	30	90.9				33	33	100.0	33	30	90.9				33	20	60.6	19	19	100.0	14
		5312307	2023	1							26	23	88.5				26	26	100.0	26	26	100.0				26	20	76.9	19	19	100.0	7	2	28.6			
	MNGOMENI H	5312127	2024	1	3	3	100.0										35	35	100.0				32	32	100.0	35	30	85.7	31	30	96.8	4	3	75.0	4	4	100.0
		5312127	2023	1	2	2	100.0										35	35	100.0				33	33	100.0	35	27	77.1	28	22	78.6	7	5	71.4	7	7	100.0
	MQHAKAMA H	5312128	2024	2	8	8	100.0				16	16	100.0	16	16	100.0	80	80	100.0	30	30	100.0	30	30	100.0	34	34	100.0	46	46	100.0	34	31	91.2	34	34	100.0
		5312128	2023	2	6	6	100.0				11	10	90.9	11	10	90.9	81	81	100.0	34	34	100.0	35	35	100.0	30	30	100.0	43	41	95.3	31	20	64.5	29	29	100.0
	MSHWESHWE H	5312231	2024	3	24	23	95.8	11	11	100.0	86	80	93.0	24	24	100.0	114	114	100.0	47	46	97.9	62	61	98.4	28	23	82.1	81	77	95.1	33	31	93.9	28	19	67.9
		5312231	2023	3	21	21	100.0	32	30	93.8	56	50	89.3	21	21	100.0	125	125	100.0	69	67	97.1	67	66	98.5	37	34	91.9	84	78	92.9	41	38	92.7	37	35	94.6
	MTHIMUDE S	5312232	2024	99				57	52	91.2							58	58	100.0				34	34	100.0	55	48	87.3	34	30	88.2	24	22	91.7	24	17	70.8
		5312232	2023	99				62	56	90.3							66	66	100.0				36	36	100.0	62	53	85.5	36	30	83.3	30	21	70.0	29	22	75.9
	MTHUSI H	5312233	2024	2	23	23	100.0	48	40	83.3	47	41	87.2	11	11	100.0	119	119	100.0	70	67	95.7	47	47	100.0	71	65	91.5	100	86	86.0	20	16	80.0	12	12	100.0
		5312233	2023	2	23	23	100.0	67	64	95.5	47	45	95.7	9	9	100.0	138	138	100.0	92	91	98.9	48	48	100.0	91	75	82.4	110	97	88.2	27	19	70.4	15	15	100.0
	MTHWALUME H	5312129	2024	1	49	49	100.0				77	77	100.0	23	22	95.7	232	232	100.0	172	172	100.0	119	119	100.0	189	187	98.9	189	187	98.9	43	38	88.4	36	35	97.2
		5312129	2023	1	52	47	90.4				69	69	100.0	11	10	90.9	226	226	100.0	159	158	99.4	110	110	100.0	182	178	97.8	173	171	98.8	52	45	86.5	47	46	97.9
	MTUMASELI H	5312150	2024	1				53	49	92.5	39	36	92.3				53	53	100.0							53	38	71.7	39	38	97.4	14	8	57.1	14	11	78.6
		5312150	2023	1				34	34	100.0	22	22	100.0				34	34	100.0							34	28	82.4	22	22	100.0	12	6	50.0	12	10	83.3
	MTWANUNGAMIZIZWE H	5312234	2024	1	6	5	83.3				20	20	100.0	20	19	95.0	20	20	100.0				14	14	100.0				17	15	88.2	3	3	100.0			
		5312234	2023	1	6	6	100.0				20	17	85.0	12	11	91.7	20	20	100.0				14	14	100.0				10	9	90.0	10	7	70.0	8	5	62.5
	MVUTHULUKA S	5312151	2024	1	21	13	61.9	8	7	87.5	21	18	85.7	13	12	92.3	21	21	100.0										19	16	84.2	2	2	100.0			
		5312151	2023	1	23	14	60.9				25	24	96.0	25	23	92.0	25	25	100.0							2	1	50.0	23	21	91.3	2	1	50.0			

Province Districts	Centre Name	Centre Number	Exam Date	Quintile	Accounting			Agricultural Sciences			Business Studies			Economics			English First Additional Language			Geography			History			Life Sciences			Mathematical Literacy			Mathematics			Physical Sciences		
					Total Wrote	Achieved 30 - 100%	% Achieved at 30% and Above	Total Wrote	Achieved 30 - 100%	% Achieved at 30% and Above	Total Wrote	Achieved 30 - 100%	% Achieved at 30% and Above	Total Wrote	Achieved 30 - 100%	% Achieved at 30% and Above	Total Wrote	Achieved 30 - 100%	% Achieved at 30% and Above	Total Wrote	Achieved 30 - 100%	% Achieved at 30% and Above	Total Wrote	Achieved 30 - 100%	% Achieved at 30% and Above	Total Wrote	Achieved 30 - 100%	% Achieved at 30% and Above	Total Wrote	Achieved 30 - 100%	% Achieved at 30% and Above	Total Wrote	Achieved 30 - 100%	% Achieved at 30% and Above	Total Wrote	Achieved 30 - 100%	% Achieved at 30% and Above
					UGU	NANI JS	5312130	2024	2	15	10	66.7				27	19	70.4				37	36	97.3	22	21	95.5	34	32	94.1	10	9	90.0	25	19	76.0	12
		5312130	2023	2	18	8	44.4				26	18	69.2				53	53	100.0	35	31	88.6	43	40	93.0	27	15	55.6	40	33	82.5	13	9	69.2	10	10	100.0
	NCIYA H	5312236	2024	2	15	11	73.3	24	24	100.0	19	16	84.2	15	15	100.0	79	79	100.0	48	46	95.8	40	38	95.0	59	42	71.2	64	56	87.5	15	13	86.7	15	13	86.7
		5312236	2023	2	11	10	90.9	24	22	91.7	14	12	85.7	11	10	90.9	71	71	100.0	45	42	93.3	36	36	100.0	57	47	82.5	56	46	82.1	15	14	93.3	15	14	93.3
	NKONKA H	5312237	2024	3	5	3	60.0				30	25	83.3	5	3	60.0	86	86	100.0	57	56	98.2	45	45	100.0	44	37	84.1	75	65	86.7	11	6	54.5	11	9	81.8
		5312237	2023	3	13	6	46.2				46	25	54.3	13	9	69.2	136	135	99.3	99	75	75.8	76	73	96.1	37	22	59.5	122	83	68.0	14	5	35.7	14	9	64.3
	NOBAMBA H	5312238	2024	3	11	6	54.5	51	50	98.0	11	10	90.9	11	10	90.9	116	116	100.0	84	68	81.0	55	49	89.1	51	43	84.3	95	68	71.6	22	17	77.3	22	20	90.9
		5312238	2023	3	13	4	30.8	44	41	93.2	50	27	54.0	13	11	84.6	94	94	100.0	68	50	73.5	37	34	91.9	44	25	56.8	81	54	66.7	13	13	100.0	13	13	100.0
	NOMAZWE H	5312333	2024	1				8	5	62.5	8	5	62.5				8	8	100.0							8	5	62.5				8	1	12.5			
		5312333	2023	1				11	9	81.8	11	11	100.0				10	10	100.0							11	9	81.8				11	5	45.5			
	NOMBUSO H	5312239	2024	2	72	69	95.8	60	60	100.0	72	72	100.0	60	56	93.3	250	250	100.0	82	76	92.7	82	80	97.6	97	97	100.0	119	116	97.5	132	132	100.0	97	94	96.9
		5312239	2023	2	83	78	94.0	61	60	98.4	83	83	100.0	66	63	95.5	251	251	100.0	80	74	92.5	81	80	98.8	86	84	97.7	127	121	95.3	124	124	100.0	87	86	98.9
	OLWANDLE H	5312240	2024	3	14	14	100.0	55	54	98.2	21	20	95.2	17	16	94.1	231	230	99.6	120	76	63.3	158	153	96.8	124	115	92.7	176	157	89.2	50	23	46.0	26	23	88.5
		5312240	2023	3	20	16	80.0	29	29	100.0	63	51	81.0	29	21	72.4	155	155	100.0	61	54	88.5	97	95	97.9	87	66	75.9	120	99	82.5	35	21	60.0	16	16	100.0
	PHATHWA S	5312242	2024	3	16	13	81.3	31	31	100.0	44	37	84.1	16	14	87.5	166	166	100.0	119	108	90.8	119	119	100.0	122	80	65.6	135	122	90.4	31	29	93.5	31	31	100.0
		5312242	2023	3	27	26	96.3	39	39	100.0	80	70	87.5	27	24	88.9	184	184	100.0	119	99	83.2	119	119	100.0	105	65	61.9	146	128	87.7	39	34	87.2	39	37	94.9
	PHINDAVELE H	5312308	2024	2				24	24	100.0	11	11	100.0				53	53	100.0	53	53	100.0				53	52	98.1	25	25	100.0	28	17	60.7	18	14	77.8
		5312308	2023	2	13	11	84.6	50	37	74.0	22	21	95.5	13	4	30.8	99	99	100.0	86	83	96.5				86	77	89.5	59	53	89.8	40	18	45.0	27	19	70.4
	PORT SHEPSTONE H	5312243	2024	5	86	83	96.5				98	90	91.8				50	50	100.0	21	21	100.0	71	71	100.0	151	148	98.0	120	118	98.3	119	114	95.8	85	75	88.2
		5312243	2023	5	83	79	95.2				78	75	96.2				64	64	100.0	42	42	100.0	63	63	100.0	149	146	98.0	99	99	100.0	145	138	95.2	111	104	93.7

Province Districts	Centre Name	Centre Number	Exam Date	Quintile	Accounting			Agricultural Sciences			Business Studies			Economics			English First Additional Language			Geography			History			Life Sciences			Mathematical Literacy			Mathematics			Physical Sciences		
					Total Wrote	Achieved 30 - 100%	% Achieved at 30% and Above	Total Wrote	Achieved 30 - 100%	% Achieved at 30% and Above	Total Wrote	Achieved 30 - 100%	% Achieved at 30% and Above	Total Wrote	Achieved 30 - 100%	% Achieved at 30% and Above	Total Wrote	Achieved 30 - 100%	% Achieved at 30% and Above	Total Wrote	Achieved 30 - 100%	% Achieved at 30% and Above	Total Wrote	Achieved 30 - 100%	% Achieved at 30% and Above	Total Wrote	Achieved 30 - 100%	% Achieved at 30% and Above	Total Wrote	Achieved 30 - 100%	% Achieved at 30% and Above	Total Wrote	Achieved 30 - 100%	% Achieved at 30% and Above			
					UGU	PORT SHEPSTONE INTERNATIONAL H	5312244	2024	99						18	17	94.4	10	8	80.0	23	23	100.0	15	15	100.0				19	14	73.7	14	14	100.0	9	4
		5312244	2023	99						9	9	100.0	3	3	100.0	20	20	100.0	17	17	100.0				19	15	78.9	8	7	87.5	12	7	58.3	11	9	81.8	
	PORT SHEPSTONE ISLAMIC	5312245	2024	99	8	8	100.0			16	15	93.8							13	13	100.0				13	12	92.3	13	13	100.0	8	8	100.0	5	5	100.0	
		5312245	2023	99	10	10	100.0			13	13	100.0							6	6	100.0				11	10	90.9	11	11	100.0	5	5	100.0	3	3	100.0	
	PORT SHEPSTONE S	5312246	2024	4	44	40	90.9			107	90	84.1							80	78	97.5	35	34	97.1	71	65	91.5	119	113	95.0	45	38	84.4	32	27	84.4	
		5312246	2023	4	53	50	94.3			116	96	82.8							59	55	93.2	37	37	100.0	91	77	84.6	121	114	94.2	59	56	94.9	52	52	100.0	
	QHINQA H	5312247	2024	2	13	12	92.3			13	13	100.0	13	11	84.6	59	59	100.0	46	42	91.3	37	36	97.3	20	17	85.0	48	36	75.0	11	5	45.5	9	5	55.6	
		5312247	2023	2	13	10	76.9			13	12	92.3	13	9	69.2	66	65	98.5	53	45	84.9	46	46	100.0	16	13	81.3	57	37	64.9	9	5	55.6	7	7	100.0	
	QIKO H	5312309	2024	1	12	6	50.0	16	16	100.0	12	11	91.7	12	8	66.7	52	52	100.0	24	23	95.8	24	24	100.0	16	16	100.0	35	30	85.7	17	14	82.4	16	15	93.8
		5312309	2023	1	8	6	75.0	12	12	100.0	8	8	100.0	8	8	100.0	55	55	100.0	35	28	80.0	35	32	91.4	12	12	100.0	43	31	72.1	12	8	66.7	12	11	91.7
	ROBERT HLONGWA S	5312310	2024	3	12	8	66.7						12	11	91.7	12	12	100.0							12	11	91.7	12	12	100.0							
		5312310	2023	3	10	6	60.0						10	8	80.0	10	10	100.0							10	9	90.0	10	10	100.0							
	ROSEVILLE S	5312311	2024	5	9	9	100.0			36	36	100.0				5	5	100.0	41	40	97.6	44	42	95.5	39	34	87.2	71	65	91.5	7	6	85.7	5	5	100.0	
		5312311	2023	5	8	8	100.0			28	27	96.4				22	22	100.0	77	71	92.2	67	59	88.1	38	32	84.2	120	99	82.5	14	13	92.9	12	10	83.3	
	SAMUEL MKHIZE H	5312336	2024	1						4	4	100.0				5	5	100.0	6	6	100.0				6	5	83.3	4	4	100.0	2	1	50.0	2	2	100.0	
	SANYWANA H	5312312	2024	1												54	54	100.0	54	54	100.0	23	23	100.0	54	54	100.0	23	23	100.0	31	23	74.2	31	30	96.8	
		5312312	2023	1									27	16	59.3	44	44	100.0	44	44	100.0				44	40	90.9	27	26	96.3	17	12	70.6	17	17	100.0	
	SAPHUMULA SS	5312313	2024	1												26	26	100.0	26	26	100.0	23	23	100.0				23	23	100.0	3	3	100.0	3	3	100.0	
		5312313	2023	1												18	18	100.0	18	17	94.4	12	12	100.0				11	9	81.8	7	6	85.7	6	6	100.0	
	SCOTTBURGH H	5312314	2024	5	25	23	92.0												67	67	100.0	30	30	100.0	82	77	93.9	53	53	100.0	58	54	93.1	43	39	90.7	
		5312314	2023	5	31	28	90.3												41	40	97.6	30	30	100.0	76	74	97.4	38	38	100.0	55	48	87.3	42	42	100.0	

Province Districts	Centre Name	Centre Number	Exam Date	Quintile	Accounting			Agricultural Sciences			Business Studies			Economics			English First Additional Language			Geography			History			Life Sciences			Mathematical Literacy			Mathematics			Physical Sciences		
					Total Wrote	Achieved 30 - 100%	% Achieved at 30% and Above	Total Wrote	Achieved 30 - 100%	% Achieved at 30% and Above	Total Wrote	Achieved 30 - 100%	% Achieved at 30% and Above	Total Wrote	Achieved 30 - 100%	% Achieved at 30% and Above	Total Wrote	Achieved 30 - 100%	% Achieved at 30% and Above	Total Wrote	Achieved 30 - 100%	% Achieved at 30% and Above	Total Wrote	Achieved 30 - 100%	% Achieved at 30% and Above	Total Wrote	Achieved 30 - 100%	% Achieved at 30% and Above	Total Wrote	Achieved 30 - 100%	% Achieved at 30% and Above	Total Wrote	Achieved 30 - 100%	% Achieved at 30% and Above			
					UGU	SEHOLE COMBINED	5312248	2024	4	6	5	83.3	45	44	97.8	6	6	100.0	73	51	69.9	147	147	100.0	96	95	99.0	67	67	100.0	74	71	95.9	71	70	98.6	76
		5312248	2023	4	9	6	66.7	51	42	82.4	9	8	88.9	60	30	50.0	144	144	100.0	84	78	92.9	51	51	100.0	84	67	79.8	59	53	89.8	85	64	75.3	83	57	68.7
	SIBONGIMFUNDO H	5312132	2024	2												38	38	100.0	38	34	89.5	32	32	100.0	19	14	73.7	32	25	78.1	6	4	66.7	6	6	100.0	
		5312132	2023	2												80	80	100.0	80	51	63.8	63	60	95.2	61	33	54.1	63	37	58.7	17	5	29.4	17	10	58.8	
	SIBONGUJEKE JS	5312133	2024	1	12	9	75.0				12	10	83.3	12	10	83.3	12	12	100.0									12	11	91.7							
		5312133	2023	1	8	7	87.5				8	8	100.0	8	8	100.0	8	8	100.0									8	6	75.0							
	SIBONGUMFEKA SS	5312134	2024	2				14	13	92.9				14	13	92.9	14	14	100.0						14	9	64.3	14	10	71.4							
		5312134	2023	2				24	12	50.0				24	11	45.8	24	24	100.0						24	10	41.7	19	10	52.6	5	2	40.0				
	SIBUYILE SS	5312315	2024	1	5	5	100.0							18	17	94.4	23	23	100.0				17	17	100.0	23	21	91.3	18	18	100.0	5	4	80.0	5	4	80.0
		5312315	2023	1	7	4	57.1							28	21	75.0	33	33	100.0				25	23	92.0	33	19	57.6	28	24	85.7	5	3	60.0	5	3	60.0
	SIHLE H	5312316	2024	2	10	5	50.0	38	36	94.7	10	10	100.0	10	7	70.0	84	84	100.0	62	59	95.2	36	35	97.2	38	25	65.8	69	58	84.1	15	8	53.3	12	10	83.3
		5312316	2023	2	12	4	33.3	74	66	89.2	12	12	100.0	12	8	66.7	146	146	100.0	123	113	91.9	60	60	100.0	74	55	74.3	136	102	75.0	10	8	80.0	10	8	80.0
	SIKANISWENI S	5312249	2024	2	18	18	100.0				20	20	100.0	20	15	75.0	88	88	100.0	70	69	98.6	46	46	100.0	68	47	69.1	64	63	98.4	24	18	75.0	22	15	68.2
		5312249	2023	2	17	17	100.0				20	19	95.0	20	17	85.0	75	75	100.0	58	58	100.0	40	40	100.0	55	34	61.8	59	55	93.2	16	13	81.3	15	14	93.3
	SINGELE H	5312317	2024	3	6	6	100.0				51	41	80.4	21	14	66.7	93	93	100.0	46	45	97.8	72	67	93.1	36	35	97.2	76	59	77.6	17	9	52.9	6	6	100.0
		5312317	2023	3	14	10	71.4				9	8	88.9	28	19	67.9	86	86	100.0	43	39	90.7	49	48	98.0	71	47	66.2	69	51	73.9	17	9	52.9	10	9	90.0
	SINOKUBONGA SECONDARY SCHOOL	5312153	2024	2	10	10	100.0	18	11	61.1	10	9	90.0	10	7	70.0	28	28	100.0				18	18	100.0	18	11	61.1	28	26	92.9						
	SINOMUSA S	5312250	2024	2	4	4	100.0	11	9	81.8	29	21	72.4	4	4	100.0	40	40	100.0	25	17	68.0	25	24	96.0	11	7	63.6	29	21	72.4	11	5	45.5	11	8	72.7
		5312250	2023	2	8	8	100.0	9	8	88.9	33	29	87.9	8	7	87.5	42	42	100.0	25	24	96.0	25	25	100.0	9	7	77.8	33	31	93.9	9	7	77.8	9	7	77.8

Province Districts	Centre Name	Centre Number	Exam Date	Quintile	Accounting			Agricultural Sciences			Business Studies			Economics			English First Additional Language			Geography			History			Life Sciences			Mathematical Literacy			Mathematics			Physical Sciences		
					Total Wrote	Achieved 30 - 100%	% Achieved at 30% and Above	Total Wrote	Achieved 30 - 100%	% Achieved at 30% and Above	Total Wrote	Achieved 30 - 100%	% Achieved at 30% and Above	Total Wrote	Achieved 30 - 100%	% Achieved at 30% and Above	Total Wrote	Achieved 30 - 100%	% Achieved at 30% and Above	Total Wrote	Achieved 30 - 100%	% Achieved at 30% and Above	Total Wrote	Achieved 30 - 100%	% Achieved at 30% and Above	Total Wrote	Achieved 30 - 100%	% Achieved at 30% and Above	Total Wrote	Achieved 30 - 100%	% Achieved at 30% and Above	Total Wrote	Achieved 30 - 100%	% Achieved at 30% and Above			
					UGU	SIPHAPHEME H	5312318	2024	1	18	16	88.9				18	18	100.0	18	18	100.0	189	189	100.0	171	149	87.1	143	141	98.6	171	99	57.9	155	127	81.9	35
		5312318	2023	1	20	16	80.0				20	20	100.0	20	20	100.0	139	139	100.0	119	117	98.3	101	101	100.0	118	85	72.0	116	109	94.0	23	18	78.3	18	18	100.0
	SIPHEPHILE S	5312319	2024	2							10	10	100.0	10	9	90.0	10	10	100.0	10	10	100.0										10	1	10.0			
		5312319	2023	2							9	2	22.2	9	1	11.1	9	9	100.0	9	3	33.3										9	0	0.0			
	SISTER JOANS H	5312251	2024	3	26	17	65.4				70	57	81.4	26	23	88.5	123	123	100.0	97	89	91.8	44	44	100.0	53	49	92.5	70	63	90.0	53	45	84.9	53	37	69.8
		5312251	2023	3	29	17	58.6				78	65	83.3	29	26	89.7	129	129	100.0	100	92	92.0	50	50	100.0	49	42	85.7	79	68	86.1	50	48	96.0	50	49	98.0
	SITHOKOZILE JS	5312138	2024	2				5	5	100.0	5	5	100.0	3	3	100.0	36	36	100.0	26	26	100.0	19	19	100.0	14	14	100.0	29	27	93.1	7	4	57.1	6	6	100.0
		5312138	2023	2	1	1	100.0	5	5	100.0	6	5	83.3	1	1	100.0	42	42	100.0	31	31	100.0	25	25	100.0	16	15	93.8	35	33	94.3	7	4	57.1	5	5	100.0
	SITHUTHUKILE S	5312320	2024	1	16	16	100.0				16	16	100.0	16	15	93.8	16	16	100.0												16	9	56.3				
		5312320	2023	1	10	10	100.0				10	10	100.0	10	9	90.0	10	10	100.0												10	3	30.0				
	SIVELILE JS	5312321	2024	1	23	23	100.0							36	36	100.0	48	48	100.0	25	25	100.0	13	13	100.0	35	35	100.0	31	28	90.3	17	14	82.4	12	12	100.0
		5312321	2023	1	17	16	94.1							41	39	95.1	58	58	100.0	41	41	100.0	24	24	100.0	34	33	97.1	38	32	84.2	20	19	95.0	17	17	100.0
	SIYAKHULA JS	5312139	2024	99				13	11	84.6	13	12	92.3				13	13	100.0				13	13	100.0				12	11	91.7						
		5312139	2023	99				17	13	76.5	17	12	70.6				17	17	100.0				17	17	100.0				17	16	94.1						
	SIYAPHAMBILI S	5312253	2024	2	5	5	100.0	57	56	98.2	5	5	100.0	5	5	100.0	117	117	100.0	83	81	97.6	55	55	100.0	112	107	95.5	88	84	95.5	29	29	100.0	29	25	86.2
		5312253	2023	2	11	11	100.0	43	42	97.7	11	11	100.0	11	11	100.0	97	97	100.0	69	68	98.6	43	43	100.0	86	84	97.7	79	73	92.4	16	16	100.0	17	17	100.0
	SIZATHINA JS	5312322	2024	1	19	19	100.0				38	35	92.1	38	15	39.5	57	57	100.0							19	18	94.7	38	31	81.6	20	13	65.0			
		5312322	2023	1	15	14	93.3				30	25	83.3	30	19	63.3	45	45	100.0							15	15	100.0	30	24	80.0	15	9	60.0			
	SIZOPHUMELELA H	5312323	2024	2	15	15	100.0				11	9	81.8				72	72	100.0	57	42	73.7	30	25	83.3	42	33	78.6	55	37	67.3	17	12	70.6	14	14	100.0
		5312323	2023	2	4	4	100.0				3	3	100.0				78	78	100.0	73	60	82.2	44	44	100.0	34	26	76.5	70	53	75.7	8	7	87.5	6	6	100.0



Province Districts	Centre Name	Centre Number	Exam Date	Quintile	Accounting			Agricultural Sciences			Business Studies			Economics			English First Additional Language			Geography			History			Life Sciences			Mathematical Literacy			Mathematics			Physical Sciences				
					Total Wrote	Achieved 30 - 100%	% Achieved at 30% and Above	Total Wrote	Achieved 30 - 100%	% Achieved at 30% and Above	Total Wrote	Achieved 30 - 100%	% Achieved at 30% and Above	Total Wrote	Achieved 30 - 100%	% Achieved at 30% and Above	Total Wrote	Achieved 30 - 100%	% Achieved at 30% and Above	Total Wrote	Achieved 30 - 100%	% Achieved at 30% and Above	Total Wrote	Achieved 30 - 100%	% Achieved at 30% and Above	Total Wrote	Achieved 30 - 100%	% Achieved at 30% and Above	Total Wrote	Achieved 30 - 100%	% Achieved at 30% and Above	Total Wrote	Achieved 30 - 100%	% Achieved at 30% and Above					
					UGU	SOUTH COAST ACADEMY	5312254	2024	99						21	21	100.0												8	7	87.5	20	20	100.0	9	7	77.8	9	7
		5312254	2023	99	7	6	85.7			8	8	100.0												14	11	78.6	12	12	100.0	10	6	60.0	9	5	55.6				
	SOZABE H	5312265	2024	3				16	16	100.0	42	41	97.6				60	60	100.0				44	43	97.7	16	16	100.0	44	40	90.9	16	10	62.5	16	14	87.5		
		5312265	2023	3				18	17	94.4	29	29	100.0				48	48	100.0				30	30	100.0	19	18	94.7	30	27	90.0	18	11	61.1	18	17	94.4		
	ST MARTIN DE PORRES COMPREHENSIVE	5312256	2024	99												7	7	100.0										7	7	100.0									
		5312256	2023	99												6	6	100.0										6	3	50.0									
	SUID-NATAL H	5312257	2024	5	9	7	77.8				17	13	76.5				70	70	100.0	23	23	100.0				44	34	77.3	64	64	100.0	16	16	100.0	14	13	92.9		
		5312257	2023	5	7	4	57.1				19	15	78.9				51	51	100.0	30	30	100.0				27	22	81.5	45	44	97.8	18	16	88.9	10	9	90.0		
	SUKAMUVA H	5312324	2024	1							31	31	100.0				43	43	100.0	12	12	100.0				43	41	95.3	30	27	90.0	13	10	76.9	13	10	76.9		
		5312324	2023	1												26	26	100.0	26	26	100.0				26	20	76.9	21	21	100.0	5	3	60.0	5	4	80.0			
	THEMBUZULU S	5312142	2024	2	6	6	100.0	7	7	100.0	24	24	100.0	6	6	100.0	43	43	100.0	30	29	96.7	30	30	100.0	19	16	84.2	36	33	91.7	7	7	100.0	7	7	100.0		
		5312142	2023	2	9	9	100.0	8	8	100.0	15	15	100.0	9	9	100.0	31	31	100.0	14	14	100.0	14	14	100.0	16	16	100.0	21	20	95.2	10	8	80.0	8	8	100.0		
	THOBIGUNYA H	5312259	2024	2	32	32	100.0	26	25	96.2	32	32	100.0				114	114	100.0	64	63	98.4	56	56	100.0	26	25	96.2	91	90	98.9	21	19	90.5	16	16	100.0		
		5312259	2023	2	16	16	100.0	46	43	93.5	16	16	100.0	16	16	100.0	133	133	100.0	84	82	97.6	70	70	100.0	46	42	91.3	99	92	92.9	34	27	79.4	31	29	93.5		
	THOLIMFUNDO S	5312260	2024	2	23	20	87.0									23	22	95.7	82	82	100.0	60	57	95.0	37	35	94.6	30	30	100.0	59	57	96.6	24	23	95.8	23	23	100.0
		5312260	2023	2	22	21	95.5									22	22	100.0	80	80	100.0	58	56	96.6	31	31	100.0	37	37	100.0	50	49	98.0	29	26	89.7	27	27	100.0
	THOLISU S	5312325	2024	1	30	26	86.7				70	68	97.1				70	70	100.0							38	38	100.0	52	49	94.2	18	7	38.9					
		5312325	2023	1	36	30	83.3				83	81	97.6				84	84	100.0							48	47	97.9	71	68	95.8	13	6	46.2					
	UGU CENTRE 1	5512000	2023	99							1	1	100.0				1	1	100.0	2	2	100.0				2	1	50.0	1	1	100.0	1	0	0.0	1	0	0.0		
	UMZINTO ISLAMIC	5312334	2024	99	2	2	100.0				4	4	100.0	6	6	100.0				6	6	100.0				4	4	100.0	6	6	100.0	2	2	100.0	2	2	100.0		
		5312334	2023	99	4	4	100.0				12	12	100.0	16	16	100.0				13	13	100.0				10	10	100.0	16	16	100.0	6	6	100.0	6	6	100.0		

Province Districts	Centre Name	Centre Number	Exam Date	Quintile	Accounting			Agricultural Sciences			Business Studies			Economics			English First Additional Language			Geography			History			Life Sciences			Mathematical Literacy			Mathematics			Physical Sciences		
					Total Wrote	Achieved 30 - 100%	% Achieved at 30% and Above	Total Wrote	Achieved 30 - 100%	% Achieved at 30% and Above	Total Wrote	Achieved 30 - 100%	% Achieved at 30% and Above	Total Wrote	Achieved 30 - 100%	% Achieved at 30% and Above	Total Wrote	Achieved 30 - 100%	% Achieved at 30% and Above	Total Wrote	Achieved 30 - 100%	% Achieved at 30% and Above	Total Wrote	Achieved 30 - 100%	% Achieved at 30% and Above	Total Wrote	Achieved 30 - 100%	% Achieved at 30% and Above	Total Wrote	Achieved 30 - 100%	% Achieved at 30% and Above	Total Wrote	Achieved 30 - 100%	% Achieved at 30% and Above	Total Wrote	Achieved 30 - 100%	% Achieved at 30% and Above
					UGU	UMZINTO S	5312327	2024	5	11	10	90.9				44	34	77.3							123	114	92.7	71	65	91.5	149	106	71.1	135	122	90.4	73
		5312327	2023	5	30	28	93.3				35	32	91.4							102	99	97.1	83	80	96.4	149	114	76.5	129	121	93.8	76	47	61.8	54	42	77.8
	VUMANDABA S	5312328	2024	3							54	53	98.1	42	37	88.1	54	54	100.0						54	42	77.8	39	36	92.3	15	13	86.7	12	9	75.0	
		5312328	2023	3							60	56	93.3	51	33	64.7	60	60	100.0						60	47	78.3	45	38	84.4	15	14	93.3	9	8	88.9	
	VUMELETHU JS	5312329	2024	99							11	11	100.0	11	11	100.0	11	11	100.0						11	11	100.0				11	11	100.0				
		5312329	2023	99							11	11	100.0	11	11	100.0	11	11	100.0						11	11	100.0				11	9	81.8				
	WESBURY COLLEGE OF SCIENCE	5312266	2024	99	2	2	100.0	23	21	91.3	22	19	86.4	3	3	100.0	4	4	100.0						29	24	82.8				30	12	40.0	10	9	90.0	
		5312266	2023	99	4	4	100.0	40	33	82.5	26	18	69.2	7	3	42.9	19	19	100.0						41	26	63.4				33	17	51.5	19	16	84.2	
	ZIBONELE JS	5312143	2024	2	22	22	100.0	17	14	82.4	22	22	100.0	22	22	100.0	86	86	100.0	47	41	87.2	56	55	98.2	64	55	85.9	78	73	93.6	8	8	100.0	8	8	100.0
		5312143	2023	2	12	10	83.3	27	24	88.9	12	12	100.0	12	12	100.0	95	95	100.0	56	50	89.3	74	74	100.0	83	68	81.9	84	68	81.0	11	6	54.5	9	8	88.9
	ZITHOKOZISE H	5312330	2024	3	18	17	94.4				30	28	93.3				30	30	100.0						30	23	76.7				30	7	23.3	12	6	50.0	
		5312330	2023	3	9	8	88.9				21	21	100.0				21	21	100.0						21	15	71.4				21	7	33.3	12	9	75.0	
	ZUZICEBO H	5312263	2024	2				23	23	100.0	10	9	90.0	10	9	90.0	59	59	100.0	36	33	91.7	26	25	96.2	23	22	95.7	36	34	94.4	23	21	91.3	23	21	91.3
		5312263	2023	2				16	15	93.8	11	10	90.9	11	11	100.0	81	81	100.0	64	61	95.3	54	54	100.0	16	15	93.8	64	50	78.1	16	13	81.3	16	13	81.3
UMGUNGUNDLOVU	ALEXANDRA H	5311301	2024	5	31	28	90.3				112	107	95.5							53	53	100.0	45	45	100.0	126	104	82.5	107	106	99.1	76	55	72.4	44	39	88.6
		5311301	2023	5	24	18	75.0				109	99	90.8							60	59	98.3	57	57	100.0	147	116	78.9	114	111	97.4	83	61	73.5	59	53	89.8
	AMAKHOLWA S	5311329	2024	3	20	17	85.0	29	29	100.0	31	30	96.8	31	29	93.5	60	60	100.0						29	29	100.0	25	25	100.0	35	27	77.1	29	23	79.3	
		5311329	2023	3	25	14	56.0	21	21	100.0	33	32	97.0	33	25	75.8	53	53	100.0						21	21	100.0	22	21	95.5	32	20	62.5	21	12	57.1	
	ARTHUR BLAXALL	5311302	2024	99							20	15	75.0												21	20	95.2				21	16	76.2				
		5311302	2023	99							18	13	72.2												19	18	94.7				19	12	63.2				

Province Districts	Centre Name	Centre Number	Exam Date	Quintile	Accounting			Agricultural Sciences			Business Studies			Economics			English First Additional Language			Geography			History			Life Sciences			Mathematical Literacy			Mathematics			Physical Sciences		
					Total Wrote	Achieved 30 - 100%	% Achieved at 30% and Above	Total Wrote	Achieved 30 - 100%	% Achieved at 30% and Above	Total Wrote	Achieved 30 - 100%	% Achieved at 30% and Above	Total Wrote	Achieved 30 - 100%	% Achieved at 30% and Above	Total Wrote	Achieved 30 - 100%	% Achieved at 30% and Above	Total Wrote	Achieved 30 - 100%	% Achieved at 30% and Above	Total Wrote	Achieved 30 - 100%	% Achieved at 30% and Above	Total Wrote	Achieved 30 - 100%	% Achieved at 30% and Above	Total Wrote	Achieved 30 - 100%	% Achieved at 30% and Above	Total Wrote	Achieved 30 - 100%	% Achieved at 30% and Above	Total Wrote	Achieved 30 - 100%	% Achieved at 30% and Above
					UMGUNGUNDLOU	ASANDE S	5311401	2024	2	19	17	89.5				34	24	70.6	19	18	94.7	71	71	100.0	53	48	90.6				38	32	84.2	40	34	85.0	32
		5311401	2023	2	18	14	77.8				46	33	71.7	18	17	94.4	66	64	97.0	48	42	87.5				20	17	85.0	41	31	75.6	25	22	88.0	11	10	90.9
	ASIBEMUNYE H	5311201	2024	3	38	26	68.4				84	69	82.1	38	38	100.0	180	176	97.8	94	74	78.7	94	83	88.3	45	44	97.8	120	98	81.7	53	44	83.0	45	33	73.3
		5311201	2023	3	40	13	32.5				91	75	82.4	40	39	97.5	198	195	98.5	103	89	86.4	108	103	95.4	48	45	93.8	144	114	79.2	51	41	80.4	48	35	72.9
	ASITHUTHUKE COMBINED	5311202	2024	3				25	24	96.0	25	23	92.0				25	25	100.0							25	23	92.0	18	18	100.0	7	5	71.4			
		5311202	2023	3				24	21	87.5	26	23	88.5				28	28	100.0							28	18	64.3	22	22	100.0	6	3	50.0			
	BANQOBILE H	5311101	2024	3	15	14	93.3				20	20	100.0	18	18	100.0	141	141	100.0	124	123	99.2	94	93	98.9	38	32	84.2	113	98	86.7	28	25	89.3	28	25	89.3
		5311101	2023	3	15	10	66.7				30	28	93.3	15	15	100.0	114	113	99.1	84	80	95.2	79	78	98.7	24	24	100.0	93	82	88.2	21	19	90.5	20	20	100.0
	BETHEL CHRISTIAN ACADEMY	5311203	2024	99	0	0					0	0								0	0		0	0		0	0		0	0		0	0		0	0	
		5311203	2023	99							0	0								0	0					0	0		0	0		0	0		0	0	
	BHEKUXIMBA H	5311402	2024	3	12	5	41.7				56	34	60.7	26	26	100.0	84	83	98.8				58	55	94.8	28	17	60.7	72	40	55.6	12	3	25.0	11	4	36.4
		5311402	2023	3	5	4	80.0				11	9	81.8	24	18	75.0	48	48	100.0				24	24	100.0	37	20	54.1	29	21	72.4	19	7	36.8	19	10	52.6
	BONGUDUNGA S	5311303	2024	3	10	9	90.0				44	31	70.5	10	10	100.0	86	86	100.0	42	40	95.2	69	67	97.1	22	18	81.8	78	70	89.7	6	6	100.0	5	4	80.0
		5311303	2023	3	12	5	41.7				25	18	72.0	12	11	91.7	84	84	100.0	54	52	96.3	50	48	96.0	41	30	73.2	61	47	77.0	16	11	68.8	13	13	100.0
	CARTER H	5311205	2024	5	28	21	75.0				112	107	95.5							76	76	100.0	63	61	96.8	141	118	83.7	96	94	97.9	93	49	52.7	52	35	67.3
		5311205	2023	5	37	31	83.8				106	97	91.5							96	93	96.9	63	61	96.8	132	120	90.9	76	76	100.0	118	66	55.9	60	52	86.7
	CHIBELIHLE COMBINED	5311403	2024	2							42	39	92.9	23	23	100.0	95	95	100.0	47	45	95.7	65	64	98.5	61	46	75.4	53	45	84.9	42	24	57.1	28	21	75.0
		5311403	2023	2							18	16	88.9	16	15	93.8	48	48	100.0	30	29	96.7	40	39	97.5	28	24	85.7	34	26	76.5	14	11	78.6	7	7	100.0
	CHISTLEHURST ACADEMICS & ARTS	5311330	2024	99							5	2	40.0													5	3	60.0	10	8	80.0						
		5311330	2023	99							6	6	100.0													3	3	100.0	6	5	83.3	3	0	0.0			

Province Districts	Centre Name	Centre Number	Exam Date	Quintile	Accounting			Agricultural Sciences			Business Studies			Economics			English First Additional Language			Geography			History			Life Sciences			Mathematical Literacy			Mathematics			Physical Sciences		
					Total Wrote	Achieved 30 - 100%	% Achieved at 30% and Above	Total Wrote	Achieved 30 - 100%	% Achieved at 30% and Above	Total Wrote	Achieved 30 - 100%	% Achieved at 30% and Above	Total Wrote	Achieved 30 - 100%	% Achieved at 30% and Above	Total Wrote	Achieved 30 - 100%	% Achieved at 30% and Above	Total Wrote	Achieved 30 - 100%	% Achieved at 30% and Above	Total Wrote	Achieved 30 - 100%	% Achieved at 30% and Above	Total Wrote	Achieved 30 - 100%	% Achieved at 30% and Above	Total Wrote	Achieved 30 - 100%	% Achieved at 30% and Above	Total Wrote	Achieved 30 - 100%	% Achieved at 30% and Above	Total Wrote	Achieved 30 - 100%	% Achieved at 30% and Above
					UMGUNGUNDLOVU	CONGCO H	5311304	2024	2				23	22	95.7	24	23	95.8				58	57	98.3	48	43	89.6	35	35	100.0	34	26	76.5	35	28	80.0	23
		5311304	2023	2				16	16	100.0	39	32	82.1				61	61	100.0	55	45	81.8	45	40	88.9	22	22	100.0	45	25	55.6	16	8	50.0	6	6	100.0
	COOLAIR S	5311102	2024	4	33	21	63.6				33	26	78.8	33	22	66.7				51	37	72.5	40	36	90.0	11	7	63.6	69	53	76.8	15	7	46.7	11	6	54.5
		5311102	2023	4	22	9	40.9				22	19	86.4	22	19	86.4				43	38	88.4	32	28	87.5	11	10	90.9	51	39	76.5	14	8	57.1	11	9	81.8
	COPEVILLE S	5311206	2024	3	10	10	100.0				63	48	76.2	11	11	100.0	114	114	100.0	86	80	93.0	38	36	94.7	64	33	51.6	78	55	70.5	36	21	58.3	30	26	86.7
		5311206	2023	3	32	23	71.9				115	94	81.7	34	25	73.5	182	182	100.0	134	121	90.3	60	60	100.0	76	42	55.3	127	93	73.2	56	14	25.0	43	17	39.5
	DABULAMANZI COMBINED	5311207	2024	1				37	22	59.5	37	23	62.2				37	35	94.6							37	21	56.8	23	12	52.2	13	3	23.1			
		5311207	2023	1				34	17	50.0	34	27	79.4				34	34	100.0							34	25	73.5	29	24	82.8	5	2	40.0			
	DOORNKLOOF COMBINED	5311208	2024	1				23	21	91.3							24	24	100.0	24	24	100.0				24	15	62.5	20	19	95.0	4	3	75.0			
		5311208	2023	1				12	11	91.7							15	15	100.0	15	14	93.3				12	9	75.0	8	8	100.0	4	2	50.0			
	DUNVERIA S	5311209	2024	5	24	20	83.3				51	30	58.8				66	66	100.0	98	88	89.8	108	108	100.0	71	56	78.9	109	104	95.4	14	11	78.6	14	13	92.9
		5311209	2023	5	10	7	70.0				92	60	65.2				85	85	100.0	65	59	90.8	107	106	99.1	68	37	54.4	102	98	96.1	16	11	68.8	9	9	100.0
	DWENGU H	5311103	2024	2							21	21	100.0				21	21	100.0	21	21	100.0				21	18	85.7	17	17	100.0	4	4	100.0			
		5311103	2023	2							16	15	93.8				16	16	100.0	16	16	100.0				16	11	68.8	11	10	90.9	5	5	100.0			
	EASTWOOD S	5311305	2024	4	28	17	60.7	51	39	76.5	103	91	88.3	59	38	64.4				126	113	89.7	66	65	98.5	82	62	75.6	176	153	86.9	31	29	93.5	31	29	93.5
		5311305	2023	4	24	16	66.7	29	25	86.2	94	86	91.5	43	31	72.1				90	86	95.6	63	63	100.0	52	37	71.2	135	124	91.9	23	19	82.6	23	21	91.3
	EBUNGUNI H	5311146	2024	2							16	15	93.8				16	16	100.0	16	14	87.5				16	15	93.8	10	10	100.0	6	2	33.3			
		5311146	2023	2							30	27	90.0				30	30	100.0	30	26	86.7				30	28	93.3	14	9	64.3	16	4	25.0			
	EDENDALE TECHNICAL H	5311210	2024	4	84	75	89.3							84	79	94.0	256	256	100.0							193	161	83.4				204	118	57.8	120	79	65.8
		5311210	2023	4	112	65	58.0							112	77	68.8	326	326	100.0							244	148	60.7				269	102	37.9	157	92	58.6

Province Districts	Centre Name	Centre Number	Exam Date	Quintile	Accounting			Agricultural Sciences			Business Studies			Economics			English First Additional Language			Geography			History			Life Sciences			Mathematical Literacy			Mathematics			Physical Sciences													
					Total Wrote	Achieved 30 - 100%	% Achieved at 30% and Above	Total Wrote	Achieved 30 - 100%	% Achieved at 30% and Above	Total Wrote	Achieved 30 - 100%	% Achieved at 30% and Above	Total Wrote	Achieved 30 - 100%	% Achieved at 30% and Above	Total Wrote	Achieved 30 - 100%	% Achieved at 30% and Above	Total Wrote	Achieved 30 - 100%	% Achieved at 30% and Above	Total Wrote	Achieved 30 - 100%	% Achieved at 30% and Above	Total Wrote	Achieved 30 - 100%	% Achieved at 30% and Above	Total Wrote	Achieved 30 - 100%	% Achieved at 30% and Above	Total Wrote	Achieved 30 - 100%	% Achieved at 30% and Above	Total Wrote	Achieved 30 - 100%	% Achieved at 30% and Above											
					UMGUNGUNDLOVU	EKUPHOLENI H	5311104	2024	3											31	31	100.0	31	29	93.5	31	29	93.5				31	27	87.1														
		5311104	2023	3				18	16	88.9				8	7	87.5	18	18	100.0	10	10	100.0						18	13	72.2																		
	EMINYEZANENI S	5311211	2024	4	6	6	100.0				6	6	100.0	6	6	100.0	53	53	100.0	47	47	100.0	27	27	100.0	47	34	72.3	29	29	100.0	24	17	70.8	20	17	85.0											
		5311211	2023	4	15	9	60.0				15	15	100.0	15	15	100.0	45	45	100.0	31	31	100.0	20	20	100.0	31	25	80.6	31	31	100.0	15	10	66.7	11	10	90.9											
	EMZAMWENI H	5311404	2024	3	44	44	100.0	165	148	89.7	94	74	78.7	57	52	91.2	316	315	99.7	127	111	87.4	73	70	95.9	183	169	92.3	195	164	84.1	112	68	60.7	87	69	79.3											
		5311404	2023	3	49	49	100.0	229	168	73.4	128	82	64.1	77	75	97.4	424	422	99.5	186	129	69.4	93	84	90.3	248	187	75.4	283	188	66.4	132	72	54.5	103	65	63.1											
	ESTHER PAYNE SMITH S	5311212	2024	5	33	7	21.2				50	32	64.0				45	45	100.0	25	16	64.0	42	38	90.5	39	9	23.1	72	44	61.1																	
		5311212	2023	5	24	6	25.0				62	44	71.0				50	50	100.0	24	20	83.3	67	58	86.6	67	14	20.9	92	60	65.2	0	0				0	0										
	EZULWINI COMBINED	5311105	2024	1							39	33	84.6	39	39	100.0	39	36	92.3								39	39	100.0	39	33	84.6																
		5311105	2023	1							64	64	100.0	64	64	100.0	64	63	98.4								64	64	100.0	64	64	100.0																
	FUNDOKUHLE S	5311306	2024	4	16	15	93.8				50	48	96.0	7	7	100.0	85	85	100.0	67	65	97.0				33	32	97.0	43	37	86.0	33	20	60.6	28	18	64.3											
		5311306	2023	4	14	12	85.7				51	45	88.2	9	8	88.9	80	80	100.0	61	56	91.8				26	23	88.5	41	36	87.8	33	15	45.5	24	15	62.5											
	FUNUNDU H	5311106	2024	2	6	1	16.7				6	6	100.0	6	6	100.0	6	6	100.0									6	6	100.0																		
		5311106	2023	2							6	6	100.0	6	6	100.0	6	6	100.0								6	4	66.7	6	6	100.0																
	GAJU S	5311107	2024	2							17	16	94.1				17	17	100.0	17	17	100.0					17	17	100.0						17	2	11.8											
		5311107	2023	2							14	13	92.9				14	14	100.0	14	12	85.7					14	8	57.1					14	6	42.9												
	GCEWU S	5311108	2024	1				13	8	61.5							13	12	92.3	13	7	53.8					13	12	92.3						13	1	7.7											
		5311108	2023	1				16	14	87.5							16	16	100.0	16	8	50.0					16	12	75.0						16	16	100.0											
	GEORGENAU COMBINED	5311109	2024	4	15	9	60.0				34	25	73.5	15	9	60.0	65	64	98.5	50	39	78.0					49	32	65.3	34	29	85.3	30	17	56.7	30	11	36.7										
		5311109	2023	4	27	14	51.9				48	44	91.7	27	21	77.8	91	91	100.0	64	59	92.2					63	46	73.0	34	33	97.1	57	36	63.2	42	25	59.5										

Province Districts	Centre Name	Centre Number	Exam Date	Quintile	Accounting			Agricultural Sciences			Business Studies			Economics			English First Additional Language			Geography			History			Life Sciences			Mathematical Literacy			Mathematics			Physical Sciences		
					Total Wrote	Achieved 30 - 100%	% Achieved at 30% and Above	Total Wrote	Achieved 30 - 100%	% Achieved at 30% and Above	Total Wrote	Achieved 30 - 100%	% Achieved at 30% and Above	Total Wrote	Achieved 30 - 100%	% Achieved at 30% and Above	Total Wrote	Achieved 30 - 100%	% Achieved at 30% and Above	Total Wrote	Achieved 30 - 100%	% Achieved at 30% and Above	Total Wrote	Achieved 30 - 100%	% Achieved at 30% and Above	Total Wrote	Achieved 30 - 100%	% Achieved at 30% and Above	Total Wrote	Achieved 30 - 100%	% Achieved at 30% and Above	Total Wrote	Achieved 30 - 100%	% Achieved at 30% and Above	Total Wrote	Achieved 30 - 100%	% Achieved at 30% and Above
					UMGUNGUNDLOVU	GEORGETOWN S	5311307	2024	3	43	35	81.4				31	31	100.0	43	41	95.3	195	195	100.0	152	144	94.7	78	78	100.0	152	141	92.8	78	72	92.3	116
		5311307	2023	3	28	24	85.7				19	19	100.0	28	27	96.4	185	185	100.0	157	150	95.5	66	66	100.0	157	141	89.8	66	65	98.5	119	70	58.8	100	65	65.0
	GOBINDLOVU COMPREHENSIVE H	5311405	2024	3	27	19	70.4				27	27	100.0	27	25	92.6	148	148	100.0	106	105	99.1				106	98	92.5	91	90	98.9	57	44	77.2	54	46	85.2
		5311405	2023	3	15	15	100.0				15	15	100.0	15	15	100.0	116	116	100.0	97	96	99.0				98	88	89.8	77	77	100.0	40	36	90.0	36	34	94.4
	GOBIZEMBE H	5311110	2024	3	24	13	54.2				24	22	91.7				66	66	100.0	42	35	83.3	26	24	92.3	16	12	75.0	49	39	79.6	17	10	58.8	16	12	75.0
		5311110	2023	3	13	7	53.8				14	14	100.0	13	12	92.3	42	42	100.0	29	29	100.0	18	18	100.0	11	10	90.9	31	31	100.0	11	8	72.7	11	9	81.8
	HAYTHORNE S	5311213	2024	5	50	42	84.0				97	77	79.4	34	29	85.3				134	132	98.5	94	93	98.9	106	76	71.7	173	164	94.8	50	35	70.0	33	28	84.8
		5311213	2023	5	34	23	67.6				63	55	87.3	21	18	85.7				112	110	98.2	84	84	100.0	91	59	64.8	139	134	96.4	27	22	81.5	27	24	88.9
	HEATHER S	5311214	2024	5	78	72	92.3				95	81	85.3	37	36	97.3				132	130	98.5	26	26	100.0	113	94	83.2	146	137	93.8	64	51	79.7	29	27	93.1
		5311214	2023	5	36	28	77.8				96	80	83.3	12	12	100.0				142	138	97.2	45	42	93.3	121	97	80.2	147	138	93.9	69	52	75.4	45	45	100.0
	HERITAGE ACADEMY	5311215	2024	99	7	5	71.4				17	16	94.1							16	15	93.8	21	21	100.0	9	8	88.9	17	16	94.1	6	3	50.0	2	2	100.0
		5311215	2023	99	3	0	0.0				5	3	60.0							6	5	83.3	7	7	100.0	4	4	100.0	6	6	100.0	3	2	66.7	2	2	100.0
	HOWICK H	5311216	2024	5	24	23	95.8													57	57	100.0	61	61	100.0	49	49	100.0	48	48	100.0	47	46	97.9	38	36	94.7
		5311216	2023	5	16	16	100.0													53	53	100.0	47	47	100.0	50	47	94.0	40	40	100.0	43	42	97.7	31	26	83.9
	HOWICK S	5311217	2024	4	33	31	93.9				82	80	97.6	23	21	91.3				26	26	100.0	42	42	100.0	66	56	84.8	72	72	100.0	27	24	88.9	21	20	95.2
		5311217	2023	4	36	30	83.3				92	84	91.3	25	24	96.0				43	41	95.3	48	48	100.0	98	70	71.4	89	86	96.6	37	25	67.6	27	23	85.2
	HUBA H	5311308	2024	2				29	28	96.6	31	21	67.7	5	5	100.0	62	62	100.0	21	21	100.0	46	46	100.0	13	13	100.0	49	40	81.6	13	11	84.6	13	9	69.2
		5311308	2023	2				19	19	100.0	13	7	53.8	20	17	85.0	72	72	100.0	17	14	82.4	59	58	98.3	22	17	77.3	48	35	72.9	14	10	71.4	11	6	54.5
	ICESA CITY CAMPUS - PMB	5311332	2023	99	3	2	66.7	4	3	75.0	12	6	50.0	0	0		5	4	80.0	23	14	60.9	12	6	50.0	20	10	50.0	15	12	80.0	14	6	42.9	8	3	37.5

Province Districts	Centre Name	Centre Number	Exam Date	Quintile	Accounting			Agricultural Sciences			Business Studies			Economics			English First Additional Language			Geography			History			Life Sciences			Mathematical Literacy			Mathematics			Physical Sciences		
					Total Wrote	Achieved 30 - 100%	% Achieved at 30% and Above	Total Wrote	Achieved 30 - 100%	% Achieved at 30% and Above	Total Wrote	Achieved 30 - 100%	% Achieved at 30% and Above	Total Wrote	Achieved 30 - 100%	% Achieved at 30% and Above	Total Wrote	Achieved 30 - 100%	% Achieved at 30% and Above	Total Wrote	Achieved 30 - 100%	% Achieved at 30% and Above	Total Wrote	Achieved 30 - 100%	% Achieved at 30% and Above	Total Wrote	Achieved 30 - 100%	% Achieved at 30% and Above	Total Wrote	Achieved 30 - 100%	% Achieved at 30% and Above	Total Wrote	Achieved 30 - 100%	% Achieved at 30% and Above			
					IKUSASELIHLE H	5311309	2024	2	13	13	100.0	3	3	100.0	46	45	97.8	19	19	100.0	127	126	99.2	31	31	100.0	66	64	97.0	11	10	90.9	84	74	88.1	14	9
	5311309	2023	2	4	4	100.0	5	5	100.0	69	49	71.0	26	21	80.8	164	162	98.8	63	47	74.6	83	81	97.6	35	22	62.9	108	70	64.8	20	12	60.0	19	18	94.7	
IMBALI JS	5311406	2024	2	7	6	85.7				7	7	100.0	7	6	85.7	7	7	100.0												7	6	85.7					
	5311406	2023	2	11	4	36.4				11	11	100.0	11	9	81.8	11	11	100.0												11	4	36.4					
IMVUNULO S	5311407	2024	3							10	10	100.0				40	40	100.0	40	39	97.5	19	19	100.0	40	22	55.0	28	28	100.0	12	12	100.0	12	11	91.7	
	5311407	2023	3							8	8	100.0				32	32	100.0	32	30	93.8	11	11	100.0	32	23	71.9	19	15	78.9	13	11	84.6	13	10	76.9	
INDALA H	5311310	2024	3	18	16	88.9	27	26	96.3	59	55	93.2	44	37	84.1	192	192	100.0	121	114	94.2	121	119	98.3	91	86	94.5	141	123	87.2	44	38	86.4	27	26	96.3	
	5311310	2023	3	11	10	90.9	25	25	100.0	48	40	83.3	21	15	71.4	197	193	98.0	138	96	69.6	143	130	90.9	80	63	78.8	119	94	79.0	38	33	86.8	27	20	74.1	
INGQAYIZIVELE JS	5311111	2024	2	5	3	60.0				5	4	80.0	5	4	80.0	5	5	100.0												5	5	100.0					
	5311111	2023	2	8	2	25.0				8	3	37.5	8	3	37.5	8	8	100.0												8	5	62.5					
INGQWANGELE H	5311408	2024	3													23	23	100.0	23	23	100.0	23	23	100.0	23	15	65.2	14	14	100.0	9	1	11.1				
	5311408	2023	3													24	24	100.0	24	21	87.5	24	24	100.0	22	15	68.2	14	12	85.7	9	1	11.1				
INHLANHLAYABEBHUZE H	5311112	2024	3							37	33	89.2				45	45	100.0	45	44	97.8				45	21	46.7	37	30	81.1	8	3	37.5	8	2	25.0	
	5311112	2023	3							38	35	92.1				50	50	100.0	51	48	94.1				51	27	52.9	38	30	78.9	13	5	38.5	13	7	53.8	
INJOLOBA S	5311218	2024	3	12	7	58.3	47	41	87.2	46	34	73.9	19	17	89.5	183	183	100.0	46	36	78.3	95	95	100.0	75	50	66.7	107	68	63.6	75	32	42.7	64	31	48.4	
	5311218	2023	3	15	7	46.7	13	11	84.6	69	50	72.5	26	18	69.2	161	161	100.0	41	29	70.7	106	105	99.1	63	35	55.6	130	71	54.6	31	25	80.6	26	24	92.3	
INKUMANE H	5311113	2024	2	20	18	90.0				20	20	100.0	20	20	100.0	20	20	100.0											20	20	100.0						
	5311113	2023	2	19	18	94.7				19	19	100.0	19	19	100.0	19	19	100.0											19	19	100.0						
INSIKA JS	5311409	2024	3							22	21	95.5				22	22	100.0	22	22	100.0	22	22	100.0					22	21	95.5						
	5311409	2023	3							17	16	94.1				17	17	100.0	17	17	100.0	17	17	100.0					17	14	82.4						



Province Districts	Centre Name	Centre Number	Exam Date	Quintile	Accounting			Agricultural Sciences			Business Studies			Economics			English First Additional Language			Geography			History			Life Sciences			Mathematical Literacy			Mathematics			Physical Sciences		
					Total Wrote	Achieved 30 - 100%	% Achieved at 30% and Above	Total Wrote	Achieved 30 - 100%	% Achieved at 30% and Above	Total Wrote	Achieved 30 - 100%	% Achieved at 30% and Above	Total Wrote	Achieved 30 - 100%	% Achieved at 30% and Above	Total Wrote	Achieved 30 - 100%	% Achieved at 30% and Above	Total Wrote	Achieved 30 - 100%	% Achieved at 30% and Above	Total Wrote	Achieved 30 - 100%	% Achieved at 30% and Above	Total Wrote	Achieved 30 - 100%	% Achieved at 30% and Above	Total Wrote	Achieved 30 - 100%	% Achieved at 30% and Above	Total Wrote	Achieved 30 - 100%	% Achieved at 30% and Above			
					UMGUNGUNDLOVU	ISMONT H	5311114	2024	2							4	4	100.0	4	4	100.0	4	4	100.0							4	4	100.0				4
	5311114	2023	2								7	7	100.0	7	7	100.0	7	7	100.0							7	3	42.9				7	3	42.9			
JABULA COMBINED	5311219	2024	3								11	9	81.8				26	26	100.0	25	24	96.0				14	10	71.4	11	10	90.9	14	11	78.6	14	14	100.0
	5311219	2023	3								14	14	100.0				25	25	100.0	26	20	76.9				11	7	63.6	15	15	100.0	9	3	33.3	9	5	55.6
KHARINA S	5311220	2024	5	75		46	61.3				89	82	92.1	33	25	75.8				103	99	96.1	61	60	98.4	93	83	89.2	150	136	90.7	43	30	69.8	27	23	85.2
	5311220	2023	5	62		38	61.3				111	94	84.7	29	20	69.0				94	90	95.7	93	93	100.0	84	76	90.5	141	118	83.7	67	40	59.7	43	32	74.4
KHAYELIHLE H	5311115	2024	2								15	12	80.0				15	15	100.0	15	13	86.7				15	6	40.0	15	15	100.0						
	5311115	2023	2								12	5	41.7				12	12	100.0	12	10	83.3				12	7	58.3	12	9	75.0						
KHULEKONKE S	5311410	2024	3								11	9	81.8				30	30	100.0	19	18	94.7	28	28	100.0	6	6	100.0	28	21	75.0	2	2	100.0	2	2	100.0
	5311410	2023	3	18		16	88.9				18	18	100.0	18	16	88.9	49	49	100.0	31	25	80.6	27	26	96.3	5	5	100.0	41	33	80.5	9	4	44.4	5	3	60.0
KWAMNCANE H	5311411	2024	3								17	16	94.1	9	8	88.9	48	48	100.0	22	19	86.4	39	39	100.0	9	9	100.0	39	28	71.8	9	5	55.6	9	8	88.9
	5311411	2023	3	6		4	66.7				6	6	100.0	17	14	82.4	43	42	97.7	26	24	92.3	26	25	96.2	20	20	100.0	26	25	96.2	17	11	64.7	11	9	81.8
KWAPATA S	5311311	2024	3	19		17	89.5				70	57	81.4	69	54	78.3	207	207	100.0	136	125	91.9	143	135	94.4	62	44	71.0	152	135	88.8	33	28	84.8	25	20	80.0
	5311311	2023	3	12		10	83.3				36	33	91.7	57	53	93.0	137	137	100.0	77	69	89.6	101	100	99.0	40	34	85.0	102	97	95.1	22	22	100.0	19	19	100.0
LADUMA H	5311412	2024	3								37	24	64.9				49	49	100.0	49	44	89.8	37	37	100.0	12	12	100.0	37	34	91.9	12	9	75.0	12	9	75.0
	5311412	2023	3	6		2	33.3				27	16	59.3	6	6	100.0	54	54	100.0	48	36	75.0	33	33	100.0	27	23	85.2	39	28	71.8	16	8	50.0	16	12	75.0
LANGALAKHE H	5311413	2024	3														45	45	100.0	44	38	86.4	32	32	100.0	45	37	82.2	31	29	93.5	13	7	53.8	13	10	76.9
	5311413	2023	3	0		0					1	1	100.0	1	1	100.0	70	70	100.0	65	62	95.4	56	55	98.2	59	43	72.9	53	42	79.2	9	3	33.3	9	8	88.9
LANGSYDE	5311414	2024	2	33		33	100.0	33	33	100.0	90	83	92.2	33	33	100.0	123	123	100.0				57	57	100.0	90	89	98.9	86	85	98.8	37	36	97.3	33	29	87.9
	5311414	2023	2	21		20	95.2	47	47	100.0	82	67	81.7	21	21	100.0	129	129	100.0				61	61	100.0	108	94	87.0	82	79	96.3	47	42	89.4	47	43	91.5

Province Districts	Centre Name	Centre Number	Exam Date	Quintile	Accounting			Agricultural Sciences			Business Studies			Economics			English First Additional Language			Geography			History			Life Sciences			Mathematical Literacy			Mathematics			Physical Sciences			
					Total Wrote	Achieved 30 - 100%	% Achieved at 30% and Above	Total Wrote	Achieved 30 - 100%	% Achieved at 30% and Above	Total Wrote	Achieved 30 - 100%	% Achieved at 30% and Above	Total Wrote	Achieved 30 - 100%	% Achieved at 30% and Above	Total Wrote	Achieved 30 - 100%	% Achieved at 30% and Above	Total Wrote	Achieved 30 - 100%	% Achieved at 30% and Above	Total Wrote	Achieved 30 - 100%	% Achieved at 30% and Above	Total Wrote	Achieved 30 - 100%	% Achieved at 30% and Above	Total Wrote	Achieved 30 - 100%	% Achieved at 30% and Above	Total Wrote	Achieved 30 - 100%	% Achieved at 30% and Above	Total Wrote	Achieved 30 - 100%	% Achieved at 30% and Above	
					UMGUNGUNDLOU	LINPARK H	5311221	2024	5	13	9	69.2				51	47	92.2									30	30	100.0	70	46	65.7	35	32	91.4	59	37	62.7
		5311221	2023	5	24	20	83.3				46	36	78.3									25	23	92.0	75	48	64.0	24	21	87.5	105	49	46.7	44	35	79.5		
	LUGAJU JS	5311415	2024	2	15	4	26.7				15	8	53.3	15	6	40.0	15	15	100.0								15	13	86.7									
		5311415	2023	2	7	2	28.6				8	5	62.5	8	7	87.5	8	8	100.0								8	6	75.0									
	LUTHANDO H	5311416	2024	2	12	11	91.7				55	55	100.0	8	6	75.0	55	55	100.0				33	33	100.0	47	45	95.7	42	42	100.0	13	13	100.0	10	10	100.0	
		5311416	2023	2	10	10	100.0				58	58	100.0	9	9	100.0	58	58	100.0				32	32	100.0	49	42	85.7	38	35	92.1	20	20	100.0	16	16	100.0	
	MABOMVINI COMBINED	5311144	2024	1	19	18	94.7				19	19	100.0	19	19	100.0	42	42	100.0	23	23	100.0	17	17	100.0	23	22	95.7	33	32	97.0	9	4	44.4	6	6	100.0	
		5311144	2023	1	12	12	100.0				13	13	100.0	12	12	100.0	29	29	100.0	17	16	94.1	10	10	100.0	15	14	93.3	21	21	100.0	7	4	57.1	7	6	85.7	
	MADLANYOKA H	5311116	2024	2	5	4	80.0				25	23	92.0	25	23	92.0	25	25	100.0							19	17	89.5	19	15	78.9	6	5	83.3				
		5311116	2023	2	12	8	66.7				28	26	92.9	29	29	100.0	29	27	93.1							15	13	86.7	26	21	80.8	3	3	100.0				
	MAFAHLENI H	5311417	2024	2				25	22	88.0	25	23	92.0				25	25	100.0				25	25	100.0	25	21	84.0	18	17	94.4	7	1	14.3				
		5311417	2023	2				29	29	100.0	29	25	86.2				29	29	100.0				29	29	100.0	29	27	93.1	21	21	100.0	8	5	62.5				
	MARION H	5311312	2024	99	5	3	60.0				19	17	89.5	7	7	100.0				9	8	88.9	9	9	100.0	11	8	72.7	19	18	94.7	4	3	75.0	4	1	25.0	
		5311312	2023	99	4	4	100.0				18	16	88.9	6	5	83.3				21	19	90.5	4	4	100.0	16	14	87.5	17	15	88.2	13	8	61.5	12	9	75.0	
	MARITZBURG COLLEGE	5311313	2024	5	47	47	100.0	29	27	93.1	95	93	97.9	48	48	100.0				132	132	100.0	40	39	97.5	94	94	100.0	81	79	97.5	168	164	97.6	103	100	97.1	
		5311313	2023	5	31	30	96.8	32	31	96.9	79	77	97.5	46	45	97.8				139	139	100.0	72	72	100.0	71	70	98.6	94	93	98.9	149	143	96.0	90	89	98.9	
	MARITZBURG MUSLIM	5311222	2024	99	18	18	100.0				27	27	100.0	8	8	100.0				25	25	100.0				35	35	100.0	16	16	100.0	27	21	77.8	16	15	93.8	
		5311222	2023	99	11	11	100.0				30	30	100.0	12	12	100.0				38	38	100.0				37	36	97.3	18	18	100.0	31	30	96.8	19	19	100.0	
	MASIJABULE H	5311117	2024	2	52	49	94.2	52	51	98.1	52	50	96.2	52	51	98.1	156	156	100.0	51	51	100.0	51	51	100.0	103	74	71.8	75	74	98.7	80	51	63.8	52	37	71.2	
		5311117	2023	2	35	34	97.1	49	49	100.0	35	29	82.9	35	34	97.1	131	131	100.0	48	47	97.9	48	48	100.0	97	62	63.9	61	60	98.4	71	46	64.8	49	40	81.6	

Province Districts	Centre Name	Centre Number	Exam Date	Quintile	Accounting			Agricultural Sciences			Business Studies			Economics			English First Additional Language			Geography			History			Life Sciences			Mathematical Literacy			Mathematics			Physical Sciences											
					Total Wrote	Achieved 30 - 100%	% Achieved at 30% and Above	Total Wrote	Achieved 30 - 100%	% Achieved at 30% and Above	Total Wrote	Achieved 30 - 100%	% Achieved at 30% and Above	Total Wrote	Achieved 30 - 100%	% Achieved at 30% and Above	Total Wrote	Achieved 30 - 100%	% Achieved at 30% and Above	Total Wrote	Achieved 30 - 100%	% Achieved at 30% and Above	Total Wrote	Achieved 30 - 100%	% Achieved at 30% and Above	Total Wrote	Achieved 30 - 100%	% Achieved at 30% and Above	Total Wrote	Achieved 30 - 100%	% Achieved at 30% and Above	Total Wrote	Achieved 30 - 100%	% Achieved at 30% and Above												
					UMGUNGUNDLOVU	MASIMDUMISE JS	5311418	2024	3						21	21	100.0	21	13	61.9	21	21	100.0	21	18	85.7							21	18	85.7											
		5311418	2023	3						20	19	95.0	20	15	75.0	19	19	100.0	20	19	95.0							20	13	65.0																
	MATATANE S	5311118	2024	2						74	43	58.1	15	7	46.7	91	91	100.0	17	16	94.1	73	57	78.1	17	13	76.5	73	46	63.0	17	9	52.9	17	12	70.6										
		5311118	2023	2	17	5	29.4	13	8	61.5	17	10	58.8	17	6	35.3	73	72	98.6	38	22	57.9	38	35	92.1	13	7	53.8	51	30	58.8	23	7	30.4	19	9	47.4									
	MATOMELA H	5311419	2024	2	21	21	100.0	38	38	100.0	21	21	100.0	21	21	100.0	107	107	100.0	86	86	100.0	48	48	100.0	38	38	100.0	63	58	92.1	44	42	95.5	38	30	78.9									
		5311419	2023	2	20	18	90.0	27	27	100.0	20	20	100.0	20	15	75.0	114	114	100.0	95	94	98.9	67	67	100.0	27	27	100.0	83	74	89.2	31	31	100.0	27	27	100.0									
	MAYIZEKANYE H	5311119	2024	1						10	10	100.0				10	10	100.0							10	10	100.0				10	3	30.0	10	9	90.0										
		5311119	2023	1						5	5	100.0				5	5	100.0							5	5	100.0				5	3	60.0	5	5	100.0										
	MAZWENDODA SS	5311420	2024	2				66	65	98.5	105	93	88.6	72	50	69.4	218	218	100.0	151	143	94.7				147	145	98.6	98	94	95.9	117	104	88.9	108	103	95.4									
		5311420	2023	2				65	64	98.5	81	78	96.3	51	25	49.0	169	169	100.0	104	103	99.0				122	111	91.0	83	81	97.6	90	82	91.1	92	86	93.5									
	MBAMBANGALO H	5311120	2024	3	14	10	71.4	23	23	100.0	14	13	92.9	14	12	85.7	92	92	100.0	55	50	90.9	55	55	100.0	59	47	79.7	66	60	90.9	26	25	96.2	23	22	95.7									
		5311120	2023	3	38	17	44.7	40	39	97.5	38	30	78.9	38	18	47.4	138	138	100.0	60	44	73.3	60	55	91.7	100	52	52.0	60	45	75.0	78	43	55.1	40	28	70.0									
	MCONJWANA H	5311421	2024	2	33	25	75.8	101	101	100.0	33	33	100.0	33	33	100.0	230	230	100.0	197	194	98.5	96	96	100.0	197	177	89.8	111	103	92.8	119	95	79.8	101	87	86.1									
		5311421	2023	2	41	31	75.6	109	107	98.2	41	41	100.0	40	40	100.0	243	242	99.6	202	198	98.0	93	93	100.0	201	184	91.5	108	94	87.0	134	100	74.6	109	95	87.2									
	MCOSELELI S	5311121	2024	3	8	7	87.5				35	30	85.7	11	9	81.8	78	78	100.0	65	53	81.5	58	54	93.1	42	21	50.0	57	53	93.0	19	12	63.2	19	12	63.2									
		5311121	2023	3	2	2	100.0				17	14	82.4	10	9	90.0	54	54	100.0	43	39	90.7	44	43	97.7	35	27	77.1	45	39	86.7	9	9	100.0	9	9	100.0									
	MEHLOKAZULU S	5311314	2024	4	33	19	57.6	24	20	83.3	64	62	96.9	72	36	50.0	111	111	100.0	7	5	71.4	16	15	93.8	9	2	22.2	71	50	70.4	36	21	58.3	22	13	59.1									
		5311314	2023	4	20	14	70.0	14	11	78.6	38	38	100.0	50	40	80.0	80	80	100.0	12	12	100.0	14	14	100.0	12	9	75.0	52	49	94.2	26	14	53.8	14	12	85.7									
	MJELE S	5311145	2024	2	16	11	68.8				20	20	100.0	20	12	60.0	64	64	100.0	41	35	85.4	32	31	96.9	9	9	100.0	45	31	68.9	18	9	50.0	9	7	77.8									
		5311145	2023	2	10	9	90.0				16	15	93.8	14	12	85.7	72	72	100.0	53	50	94.3	39	39	100.0	17	16	94.1	40	30	75.0	31	10	32.3	16	14	87.5									

Province Districts	Centre Name	Centre Number	Exam Date	Quintile	Accounting			Agricultural Sciences			Business Studies			Economics			English First Additional Language			Geography			History			Life Sciences			Mathematical Literacy			Mathematics			Physical Sciences		
					Total Wrote	Achieved 30 - 100%	% Achieved at 30% and Above	Total Wrote	Achieved 30 - 100%	% Achieved at 30% and Above	Total Wrote	Achieved 30 - 100%	% Achieved at 30% and Above	Total Wrote	Achieved 30 - 100%	% Achieved at 30% and Above	Total Wrote	Achieved 30 - 100%	% Achieved at 30% and Above	Total Wrote	Achieved 30 - 100%	% Achieved at 30% and Above	Total Wrote	Achieved 30 - 100%	% Achieved at 30% and Above	Total Wrote	Achieved 30 - 100%	% Achieved at 30% and Above	Total Wrote	Achieved 30 - 100%	% Achieved at 30% and Above	Total Wrote	Achieved 30 - 100%	% Achieved at 30% and Above			
					UMGUNGUNDLOU	MKHOBENI H	5311315	2024	3	6	4	66.7				23	22	95.7	23	20	87.0	22	22	100.0										15	13	86.7	6
		5311315	2023	3	7	3	42.9				32	29	90.6	32	22	68.8	31	31	100.0									23	20	87.0	7	3	42.9				
	ML SULTAN PMB S	5311316	2024	5	28	27	96.4				78	54	69.2							78	76	97.4	57	56	98.2	78	70	89.7	77	71	92.2	65	49	75.4	50	43	86.0
		5311316	2023	5	34	31	91.2				96	67	69.8				0	0		64	62	96.9	72	64	88.9	99	77	77.8	92	78	84.8	78	57	73.1	63	47	74.6
	MLUNGISI S	5311422	2024	3							62	38	61.3	35	28	80.0	93	93	100.0	30	29	96.7	28	21	75.0	30	28	93.3	62	44	71.0	30	30	100.0	30	18	60.0
		5311422	2023	3							39	30	76.9	21	14	66.7	43	43	100.0	4	4	100.0	18	17	94.4	4	4	100.0	39	28	71.8	4	4	100.0	4	4	100.0
	MNTONJANI S	5311122	2024	2	65	50	76.9				59	59	100.0				67	67	100.0						64	59	92.2	57	52	91.2	10	9	90.0	6	5	83.3	
		5311122	2023	2	46	30	65.2				40	38	95.0				47	47	100.0						47	31	66.0	39	35	89.7	8	8	100.0	7	7	100.0	
	MPANDE H	5311423	2024	3	7	7	100.0										26	26	100.0	19	17	89.5	26	25	96.2	26	17	65.4	22	20	90.9	4	1	25.0			
		5311423	2023	3	7	6	85.7										25	25	100.0	14	14	100.0	25	24	96.0	23	19	82.6	16	11	68.8	6	0	0.0			
	MPHELANDABA S	5311123	2024	3	11	11	100.0				23	23	100.0	23	22	95.7	23	23	100.0						12	12	100.0	23	19	82.6							
		5311123	2023	3	6	6	100.0				30	29	96.7	30	30	100.0	30	30	100.0						24	21	87.5	26	25	96.2	4	4	100.0				
	MPOLWENI S	5311124	2024	3	14	10	71.4				26	26	100.0	14	9	64.3	95	95	100.0	81	76	93.8	32	32	100.0	37	30	81.1	77	66	85.7	18	18	100.0	17	11	64.7
		5311124	2023	3	12	10	83.3				40	30	75.0	12	10	83.3	142	136	95.8	130	96	73.8	56	48	85.7	46	36	78.3	126	85	67.5	16	13	81.3	16	12	75.0
	MPOPHOMENI S	5311223	2024	3	26	5	19.2				61	50	82.0	26	23	88.5	121	121	100.0	90	75	83.3	35	35	100.0	52	40	76.9	91	81	89.0	20	18	90.0	20	16	80.0
		5311223	2023	3	18	5	27.8				60	46	76.7	53	27	50.9	156	153	98.1	104	81	77.9	72	62	86.1	62	36	58.1	123	93	75.6	26	17	65.4	26	20	76.9
	MSIMUDE H	5311424	2024	3	7	5	71.4				24	20	83.3	7	7	100.0	44	44	100.0	37	37	100.0	17	17	100.0	20	20	100.0	20	19	95.0	24	17	70.8	20	12	60.0
		5311424	2023	3	9	4	44.4				45	33	73.3	9	6	66.7	82	82	100.0	73	68	93.2	36	34	94.4	37	32	86.5	45	37	82.2	37	27	73.0	37	22	59.5
	MTHOLANGQONDO S	5311425	2024	2							15	10	66.7				15	15	100.0	7	6	85.7	15	15	100.0	8	5	62.5	9	8	88.9	5	2	40.0			
		5311425	2023	2							17	15	88.2				24	24	100.0	24	17	70.8	24	22	91.7	7	6	85.7	24	19	79.2						

Province Districts	Centre Name	Centre Number	Exam Date	Quintile	Accounting			Agricultural Sciences			Business Studies			Economics			English First Additional Language			Geography			History			Life Sciences			Mathematical Literacy			Mathematics			Physical Sciences			
					Total Wrote	Achieved 30 - 100%	% Achieved at 30% and Above	Total Wrote	Achieved 30 - 100%	% Achieved at 30% and Above	Total Wrote	Achieved 30 - 100%	% Achieved at 30% and Above	Total Wrote	Achieved 30 - 100%	% Achieved at 30% and Above	Total Wrote	Achieved 30 - 100%	% Achieved at 30% and Above	Total Wrote	Achieved 30 - 100%	% Achieved at 30% and Above	Total Wrote	Achieved 30 - 100%	% Achieved at 30% and Above	Total Wrote	Achieved 30 - 100%	% Achieved at 30% and Above	Total Wrote	Achieved 30 - 100%	% Achieved at 30% and Above	Total Wrote	Achieved 30 - 100%	% Achieved at 30% and Above	Total Wrote	Achieved 30 - 100%	% Achieved at 30% and Above	
					UMGUNGUNDLOVU	MTHULI SS	5311125	2024	2				16	15	93.8						83	83	100.0				56	53	94.6	16	15	93.8	56	43	76.8	16	11	68.8
		5311125	2023	2				20	18	90.0						126	116	92.1				28	23	82.1	20	19	95.0	90	48	53.3	20	10	50.0	15	14	93.3		
	MUZIKAWUTHANDWA H	5311126	2024	2	20	18	90.0				30	27	90.0	20	19	95.0	30	29	96.7						10	9	90.0				30	4	13.3	10	8	80.0		
		5311126	2023	2	9	5	55.6				19	13	68.4	9	5	55.6	19	18	94.7						10	8	80.0				19	1	5.3	10	8	80.0		
	MZWANDILE MBONGWE HIGH SCHOOL	5311338	2024	2																	62	60	96.8	42	40	95.2	65	56	86.2	46	41	89.1	19	18	94.7	19	14	73.7
		5311338	2023	2	4	2	50.0	7	5	71.4											60	59	98.3	27	27	100.0	57	51	89.5	35	34	97.1	29	27	93.1	28	24	85.7
	NGANGEZWE H	5311127	2024	3	32	20	62.5				31	28	90.3	31	22	71.0	239	230	96.2	207	142	68.6	169	142	84.0	207	85	41.1	201	129	64.2	38	30	78.9	38	29	76.3	
		5311127	2023	3	17	8	47.1				18	16	88.9	18	15	83.3	127	126	99.2	107	94	87.9	75	73	97.3	109	73	67.0	89	72	80.9	35	32	91.4	34	33	97.1	
	NGCEDOMHLOPHE H	5311427	2024	3	10	8	80.0				41	41	100.0	10	10	100.0	127	127	100.0	117	117	100.0	78	78	100.0	75	73	97.3	78	74	94.9	49	39	79.6	39	30	76.9	
		5311427	2023	3	13	10	76.9				35	35	100.0	13	12	92.3	107	107	100.0	94	93	98.9	66	66	100.0	66	57	86.4	66	59	89.4	41	16	39.0	28	16	57.1	
	NHLATHIMBE S	5311428	2024	2							15	7	46.7				22	22	100.0	22	19	86.4				22	15	68.2	15	13	86.7	7	4	57.1	7	6	85.7	
		5311428	2023	2							25	17	68.0				37	37	100.0	38	37	97.4				38	31	81.6	25	23	92.0	13	9	69.2	13	10	76.9	
	NIZAMIA ISLAMIC	5311225	2024	99	11	11	100.0				17	16	94.1	11	10	90.9				14	14	100.0				14	14	100.0	16	16	100.0	9	9	100.0	8	8	100.0	
		5311225	2023	99	12	10	83.3				16	16	100.0	6	6	100.0				14	14	100.0				20	20	100.0	13	13	100.0	13	13	100.0	10	10	100.0	
	NOMASWAZI H	5311317	2024	99	12	6	50.0	26	20	76.9	43	34	79.1	10	7	70.0	48	48	100.0	70	64	91.4	28	25	89.3	74	65	87.8	66	61	92.4	41	34	82.9	30	22	73.3	
		5311317	2023	99	8	5	62.5	24	20	83.3	35	24	68.6	14	9	64.3	48	48	100.0	65	58	89.2	33	33	100.0	66	55	83.3	62	57	91.9	38	29	76.3	27	24	88.9	
	NONDENISA S	5311128	2024	2	31	23	74.2	33	31	93.9	55	44	80.0	31	25	80.6	157	157	100.0	101	87	86.1	44	43	97.7	25	24	96.0	91	84	92.3	66	57	86.4	58	45	77.6	
		5311128	2023	2	19	13	68.4	50	32	64.0	54	43	79.6	19	14	73.7	217	214	98.6	171	126	73.7	61	59	96.7	52	33	63.5	96	74	77.1	121	61	50.4	102	63	61.8	
	NORTHBURY PARK S	5311226	2024	5	51	35	68.6	27	24	88.9	82	79	96.3	75	69	92.0	64	64	100.0	84	83	98.8	16	16	100.0	58	55	94.8	136	132	97.1	34	31	91.2	30	19	63.3	
		5311226	2023	5	49	39	79.6	35	23	65.7	79	73	92.4	53	46	86.8	80	80	100.0	97	87	89.7				92	60	65.2	134	119	88.8	37	30	81.1	33	25	75.8	

Province Districts	Centre Name	Centre Number	Exam Date	Quintile	Accounting			Agricultural Sciences			Business Studies			Economics			English First Additional Language			Geography			History			Life Sciences			Mathematical Literacy			Mathematics			Physical Sciences		
					Total Wrote	Achieved 30 - 100%	% Achieved at 30% and Above	Total Wrote	Achieved 30 - 100%	% Achieved at 30% and Above	Total Wrote	Achieved 30 - 100%	% Achieved at 30% and Above	Total Wrote	Achieved 30 - 100%	% Achieved at 30% and Above	Total Wrote	Achieved 30 - 100%	% Achieved at 30% and Above	Total Wrote	Achieved 30 - 100%	% Achieved at 30% and Above	Total Wrote	Achieved 30 - 100%	% Achieved at 30% and Above	Total Wrote	Achieved 30 - 100%	% Achieved at 30% and Above	Total Wrote	Achieved 30 - 100%	% Achieved at 30% and Above	Total Wrote	Achieved 30 - 100%	% Achieved at 30% and Above	Total Wrote	Achieved 30 - 100%	% Achieved at 30% and Above
					UMGUNGUNDLOVU	NOTTINGHAM ROAD COMBINED	5311227	2024	1							17	16	94.1				32	32	100.0	30	30	100.0				30	29	96.7	17	17	100.0	15
		5311227	2023	1							15	13	86.7				36	36	100.0	34	32	94.1				31	29	93.5	15	15	100.0	18	18	100.0	17	15	88.2
	NSIKAKAZI H	5311129	2023	1	4	1	25.0				4	2	50.0	4	0	0.0	4	4	100.0																		
	NSIKAYETHU S	5311318	2024	3	32	26	81.3				152	124	81.6	22	21	95.5	209	209	100.0	158	132	83.5	159	157	98.7	110	99	90.0	130	109	83.8	79	45	57.0	57	29	50.9
		5311318	2023	3	42	38	90.5				136	107	78.7	28	26	92.9	231	231	100.0	154	125	81.2	148	148	100.0	137	109	79.6	106	92	86.8	116	50	43.1	88	54	61.4
	NSONGENI S	5311130	2024	1	5	5	100.0				12	12	100.0				12	12	100.0	7	7	100.0				12	11	91.7	5	5	100.0	7	6	85.7			
		5311130	2023	1	5	5	100.0				16	16	100.0				16	16	100.0	11	11	100.0				16	16	100.0	10	8	80.0	6	6	100.0			
	NYONITHWELE S	5311228	2024	3	20	18	90.0	21	21	100.0	60	48	80.0	20	12	60.0	147	147	100.0	86	76	88.4	46	45	97.8	81	77	95.1	101	92	91.1	46	43	93.5	41	30	73.2
		5311228	2023	3	26	20	76.9	23	23	100.0	105	68	64.8	26	13	50.0	198	190	96.0	134	112	83.6	55	51	92.7	117	102	87.2	156	121	77.6	43	38	88.4	38	31	81.6
	ONVERWAG COMBINED	5311229	2024	2							12	12	100.0				21	21	100.0	21	19	90.5				19	17	89.5	9	9	100.0	7	5	71.4	9	3	33.3
		5311229	2023	2							22	22	100.0				22	22	100.0	19	19	100.0				17	14	82.4	16	10	62.5	4	2	50.0			
	PHAYIPHINI S	5311429	2024	2	37	30	81.1	42	35	83.3	14	14	100.0	14	13	92.9	112	112	100.0	97	89	91.8	34	34	100.0	75	58	77.3	80	79	98.8	32	25	78.1	23	15	65.2
		5311429	2023	2	53	49	92.5	47	40	85.1	30	29	96.7	30	27	90.0	119	119	100.0	88	83	94.3	19	19	100.0	66	54	81.8	66	65	98.5	52	33	63.5	23	20	87.0
	PIETERMARITZBURG GIRLS' H	5311319	2024	5	64	62	96.9				66	64	97.0							46	46	100.0	62	62	100.0	173	173	100.0	62	62	100.0	144	136	94.4	120	114	95.0
		5311319	2023	5	79	73	92.4				72	72	100.0							65	65	100.0	68	68	100.0	167	165	98.8	73	73	100.0	143	134	93.7	91	87	95.6
	QOQISIZWE H	5311430	2024	3	32	24	75.0	18	16	88.9	35	35	100.0	35	32	91.4	73	73	100.0	20	17	85.0	27	26	96.3	38	33	86.8	62	58	93.5	11	10	90.9	11	9	81.8
		5311430	2023	3	22	16	72.7	54	22	40.7	23	21	91.3	21	19	90.5	128	121	94.5	50	21	42.0	90	76	84.4	104	29	27.9	111	63	56.8	15	8	53.3	14	9	64.3
	RAISETHORPE S	5311230	2024	5	96	96	100.0				73	66	90.4	38	30	78.9				108	108	100.0	77	77	100.0	132	126	95.5	114	111	97.4	106	96	90.6	66	64	97.0
		5311230	2023	5	112	84	75.0				101	91	90.1	41	39	95.1				101	101	100.0	53	53	100.0	130	124	95.4	92	87	94.6	124	93	75.0	60	59	98.3
	RICHMOND COMBINED	5311320	2024	5							7	6	85.7	7	4	57.1				25	24	96.0	25	25	100.0	24	17	70.8	28	24	85.7	2	2	100.0			
		5311320	2023	5							11	11	100.0	11	8	72.7				39	38	97.4	46	46	100.0	46	38	82.6	45	40	88.9	12	10	83.3	7	7	100.0

Province Districts	Centre Name	Centre Number	Exam Date	Quintile	Accounting			Agricultural Sciences			Business Studies			Economics			English First Additional Language			Geography			History			Life Sciences			Mathematical Literacy			Mathematics			Physical Sciences		
					Total Wrote	Achieved 30 - 100%	% Achieved at 30% and Above	Total Wrote	Achieved 30 - 100%	% Achieved at 30% and Above	Total Wrote	Achieved 30 - 100%	% Achieved at 30% and Above	Total Wrote	Achieved 30 - 100%	% Achieved at 30% and Above	Total Wrote	Achieved 30 - 100%	% Achieved at 30% and Above	Total Wrote	Achieved 30 - 100%	% Achieved at 30% and Above	Total Wrote	Achieved 30 - 100%	% Achieved at 30% and Above	Total Wrote	Achieved 30 - 100%	% Achieved at 30% and Above	Total Wrote	Achieved 30 - 100%	% Achieved at 30% and Above	Total Wrote	Achieved 30 - 100%	% Achieved at 30% and Above	Total Wrote	Achieved 30 - 100%	% Achieved at 30% and Above
					UMGUNGUNDLOU	RUSSEL H	5311231	2024	5	16	14	87.5				32	26	81.3							61	61	100.0				66	64	97.0	62	58	93.5	43
		5311231	2023	5	16	11	68.8				31	30	96.8							49	48	98.0				63	57	90.5	53	52	98.1	45	32	71.1	19	17	89.5
	SENZAKAHLE S	5311131	2024	2							46	36	78.3	52	50	96.2	59	59	100.0							51	29	56.9				6	6	100.0	17	16	94.1
		5311131	2023	2							42	40	95.2	42	40	95.2	42	41	97.6							41	8	19.5				41	26	63.4			
	SENZOSABASHA S	5311132	2024	2	4	4	100.0				4	4	100.0	4	4	100.0	4	4	100.0												4	0	0.0				
		5311132	2023	2	3	3	100.0				3	3	100.0	3	3	100.0	3	3	100.0											3	3	100.0					
	SHAYABANTU H	5311431	2024	3							13	11	84.6				58	55	94.8	37	29	78.4	38	38	100.0	33	22	66.7	30	26	86.7	16	12	75.0	19	10	52.6
		5311431	2023	3							10	9	90.0				46	46	100.0	36	26	72.2	36	35	97.2	10	7	70.0	36	17	47.2	10	5	50.0	10	6	60.0
	SIBANESIHLE H	5311438	2024	3	16	13	81.3				28	28	100.0	16	12	75.0	28	28	100.0	12	12	100.0				12	9	75.0	24	23	95.8	4	4	100.0			
		5311438	2023	3	6	6	100.0				29	17	58.6	7	6	85.7	29	29	100.0	23	23	100.0				23	15	65.2	26	24	92.3	4	1	25.0			
	SIBONGUMBOMVU COMBINED	5311232	2024	1							16	14	87.5				20	20	100.0	20	20	100.0				20	15	75.0	16	16	100.0	4	3	75.0	4	4	100.0
		5311232	2023	1							15	12	80.0				20	20	100.0	20	18	90.0				20	11	55.0	15	14	93.3	5	5	100.0	5	4	80.0
	SIBONGUMUSA H	5311133	2024	2	21	20	95.2	24	24	100.0	21	21	100.0	21	19	90.5	82	82	100.0	37	35	94.6	37	37	100.0	24	24	100.0	37	35	94.6	45	19	42.2	24	24	100.0
		5311133	2023	2	11	9	81.8	27	26	96.3	11	9	81.8	11	6	54.5	71	71	100.0	33	30	90.9	33	33	100.0	27	24	88.9	33	23	69.7	38	11	28.9	27	25	92.6
	SIKHULILE S	5311134	2024	2	20	18	90.0				83	51	61.4	19	18	94.7	117	117	100.0	75	67	89.3				54	34	63.0	80	68	85.0	37	30	81.1	33	28	84.8
		5311134	2023	2	18	13	72.2				66	43	65.2	19	10	52.6	115	115	100.0	72	68	94.4				60	42	70.0	61	49	80.3	50	36	72.0	44	38	86.4
	SIKHULULIWE S	5311432	2024	3							19	15	78.9	17	16	94.1	37	37	100.0	30	28	93.3				18	15	83.3	29	27	93.1	8	8	100.0	8	8	100.0
		5311432	2023	3							27	16	59.3	18	17	94.4	48	48	100.0	37	33	89.2				21	18	85.7	34	30	88.2	14	12	85.7	14	14	100.0
	SILVER HEIGHTS S	5311233	2024	5	53	39	73.6				54	48	88.9	78	68	87.2				94	88	93.6	90	90	100.0	90	61	67.8	140	123	87.9	29	26	89.7	26	25	96.2
		5311233	2023	5	54	45	83.3				38	31	81.6	69	48	69.6				107	97	90.7	105	104	99.0	110	68	61.8	143	131	91.6	37	35	94.6	36	35	97.2



Province Districts	Centre Name	Centre Number	Exam Date	Quintile	Accounting			Agricultural Sciences			Business Studies			Economics			English First Additional Language			Geography			History			Life Sciences			Mathematical Literacy			Mathematics			Physical Sciences		
					Total Wrote	Achieved 30 - 100%	% Achieved at 30% and Above	Total Wrote	Achieved 30 - 100%	% Achieved at 30% and Above	Total Wrote	Achieved 30 - 100%	% Achieved at 30% and Above	Total Wrote	Achieved 30 - 100%	% Achieved at 30% and Above	Total Wrote	Achieved 30 - 100%	% Achieved at 30% and Above	Total Wrote	Achieved 30 - 100%	% Achieved at 30% and Above	Total Wrote	Achieved 30 - 100%	% Achieved at 30% and Above	Total Wrote	Achieved 30 - 100%	% Achieved at 30% and Above	Total Wrote	Achieved 30 - 100%	% Achieved at 30% and Above	Total Wrote	Achieved 30 - 100%	% Achieved at 30% and Above	Total Wrote	Achieved 30 - 100%	% Achieved at 30% and Above
					UMGUNGUNDLOVU	SIMINZA H	5311433	2024	2				44	39	88.6	28	28	100.0				44	44	100.0							44	36	81.8	25	20	80.0	19
		5311433	2023	2				37	30	81.1	24	22	91.7				37	35	94.6							37	30	81.1				37	9	24.3	13	10	76.9
	SIQONGWENI S	5311321	2024	4	14	14	100.0				26	23	88.5	12	12	100.0	100	100	100.0	48	47	97.9				47	39	83.0	72	67	93.1	28	19	67.9	23	13	56.5
		5311321	2023	4	19	17	89.5				30	25	83.3	17	16	94.1	116	116	100.0	36	34	94.4				57	41	71.9	89	80	89.9	27	22	81.5	22	18	81.8
	SIYAHLOMULA S	5311322	2024	3	10	10	100.0				29	28	96.6	31	9	29.0	95	95	100.0	64	43	67.2	76	72	94.7	9	9	100.0	86	51	59.3	8	7	87.5	9	9	100.0
		5311322	2023	3	7	5	71.4				20	19	95.0	11	9	81.8	78	78	100.0	64	61	95.3	49	49	100.0	21	21	100.0	52	40	76.9	19	16	84.2	18	17	94.4
	SIYANDA S	5311434	2024	3	25	23	92.0	40	39	97.5	25	23	92.0	25	25	100.0	163	163	100.0	98	92	93.9	76	76	100.0	115	98	85.2	76	59	77.6	88	28	31.8	63	44	69.8
		5311434	2023	3	12	8	66.7	42	40	95.2	12	9	75.0	12	10	83.3	168	168	100.0	114	105	92.1	101	101	100.0	120	96	80.0	101	77	76.2	67	19	28.4	55	28	50.9
	SIYAZAMA S	5311435	2024	2							39	34	87.2				39	39	100.0	35	30	85.7				17	12	70.6	25	22	88.0	10	8	80.0			
		5311435	2023	2							23	18	78.3				24	23	95.8	24	22	91.7							19	16	84.2	3	3	100.0			
	SMERO S	5311234	2024	3	16	12	75.0				54	35	64.8	26	24	92.3	149	149	100.0	96	68	70.8	97	93	95.9	39	29	74.4	127	106	83.5	19	15	78.9	19	11	57.9
		5311234	2023	3	23	14	60.9				86	65	75.6	31	26	83.9	147	147	100.0	96	67	69.8	90	83	92.2	45	26	57.8	106	78	73.6	22	14	63.6	12	7	58.3
	SOBANTU S	5311323	2024	3	8	6	75.0				23	18	78.3	8	5	62.5	89	89	100.0	66	64	97.0	50	50	100.0	41	37	90.2	65	60	92.3	23	15	65.2	16	15	93.8
		5311323	2023	3							23	14	60.9				111	111	100.0	87	74	85.1	65	55	84.6	58	40	69.0	88	64	72.7	22	11	50.0	23	14	60.9
	ST JOSEPHS S	5311135	2024	3	6	5	83.3				29	26	89.7				30	30	100.0	24	24	100.0				11	8	72.7	18	17	94.4	10	3	30.0			
		5311135	2023	3	6	6	100.0				28	18	64.3				28	28	100.0	22	17	77.3				8	3	37.5	24	19	79.2	5	2	40.0			
	SUKUMA COMPREHENSIVE	5311324	2024	4	22	19	86.4				51	41	80.4	43	27	62.8	153	153	100.0	70	70	100.0				78	77	98.7	47	47	100.0	72	59	81.9	50	38	76.0
		5311324	2023	4	22	22	100.0				78	70	89.7	58	38	65.5	177	177	100.0	62	60	96.8				79	73	92.4	65	57	87.7	70	57	81.4	42	34	81.0
	SWAYIMANA H	5311136	2024	2	24	5	20.8	43	29	67.4	43	33	76.7	35	29	82.9	95	95	100.0	44	26	59.1	44	44	100.0	32	18	56.3	72	56	77.8	22	11	50.0	15	13	86.7
		5311136	2023	2	33	11	33.3	23	21	91.3	33	27	81.8	33	30	90.9	124	121	97.6	68	48	70.6	68	52	76.5	91	42	46.2	99	65	65.7	25	14	56.0	23	15	65.2

Province Districts	Centre Name	Centre Number	Exam Date	Quintile	Accounting			Agricultural Sciences			Business Studies			Economics			English First Additional Language			Geography			History			Life Sciences			Mathematical Literacy			Mathematics			Physical Sciences		
					Total Wrote	Achieved 30 - 100%	% Achieved at 30% and Above	Total Wrote	Achieved 30 - 100%	% Achieved at 30% and Above	Total Wrote	Achieved 30 - 100%	% Achieved at 30% and Above	Total Wrote	Achieved 30 - 100%	% Achieved at 30% and Above	Total Wrote	Achieved 30 - 100%	% Achieved at 30% and Above	Total Wrote	Achieved 30 - 100%	% Achieved at 30% and Above	Total Wrote	Achieved 30 - 100%	% Achieved at 30% and Above	Total Wrote	Achieved 30 - 100%	% Achieved at 30% and Above	Total Wrote	Achieved 30 - 100%	% Achieved at 30% and Above	Total Wrote	Achieved 30 - 100%	% Achieved at 30% and Above	Total Wrote	Achieved 30 - 100%	% Achieved at 30% and Above
					UMGUNGUNDOLOVU	TENDELA COMBINED	5311235	2024	3				12	12	100.0						12	12	100.0	12	12	100.0				12	11	91.7	8	8	100.0	4	3
		5311235	2023	3				21	21	100.0						21	21	100.0	21	21	100.0				21	17	81.0	13	13	100.0	8	5	62.5				
	THOKOZWAYO S	5311137	2024	2	5	5	100.0				44	40	90.9	44	37	84.1	44	44	100.0						34	23	67.6	38	33	86.8	1	1	100.0				
		5311137	2023	2	8	7	87.5				42	41	97.6	42	39	92.9	42	42	100.0						34	19	55.9	38	31	81.6	4	3	75.0				
	THOLIZWE S	5311138	2024	2	16	10	62.5				143	82	57.3	47	18	38.3	153	152	99.3	153	112	73.2	95	67	70.5	10	9	90.0	143	68	47.6	10	9	90.0	10	8	80.0
		5311138	2023	2	20	20	100.0				52	49	94.2	52	32	61.5	66	66	100.0	66	59	89.4				14	10	71.4	45	31	68.9	21	7	33.3	14	10	71.4
	THUTHUKISA S	5311139	2024	1	2	2	100.0				5	5	100.0	5	5	100.0	5	5	100.0								2	2	100.0								
		5311139	2023	1	4	4	100.0				11	9	81.8	4	4	100.0	10	10	100.0								4	4	100.0								
	TRUSTFEED COMBINED	5311140	2024	3	13	13	100.0				42	39	92.9	13	13	100.0	52	52	100.0	39	38	97.4	29	29	100.0	10	10	100.0	42	39	92.9	10	7	70.0	10	10	100.0
		5311140	2023	3	13	11	84.6				32	32	100.0	13	12	92.3	44	44	100.0	31	31	100.0	19	19	100.0	12	12	100.0	19	17	89.5	23	10	43.5	12	12	100.0
	UMGUNGUNDOLOVU CENTRE	5514000	2024	99	4	1	25.0	16	14	87.5	47	17	36.2	6	2	33.3	48	48	100.0	46	22	47.8	36	21	58.3	47	23	48.9	64	32	50.0	28	12	42.9	23	12	52.2
		5514000	2023	99	7	1	14.3	8	6	75.0	29	23	79.3	8	5	62.5	17	17	100.0	27	19	70.4	27	24	88.9	25	12	48.0	43	33	76.7	16	9	56.3	13	9	69.2
	UMGUNGUNDOLOVU CENTRE 2	5514001	2024	99	6	1	16.7	24	18	75.0	60	27	45.0	12	2	16.7	95	92	96.8	53	25	47.2	77	58	75.3	68	30	44.1	106	66	62.3	26	12	46.2	22	12	54.5
		5514001	2023	99	13	2	15.4	6	0	0.0	41	19	46.3	14	2	14.3	86	84	97.7	45	23	51.1	34	30	88.2	70	27	38.6	72	30	41.7	0	0		29	15	51.7
	UMLULAMA S	5311325	2024	3	25	23	92.0				25	25	100.0	25	25	100.0	116	116	100.0	91	90	98.9	77	77	100.0	50	49	98.0	102	101	99.0	14	13	92.9	14	13	92.9
		5311325	2023	3	20	18	90.0				20	20	100.0	20	16	80.0	97	97	100.0	77	76	98.7	66	66	100.0	50	37	74.0	86	80	93.0	11	11	100.0	11	11	100.0
	UMTHOMBO S	5311237	2024	4												88	88	100.0	88	83	94.3	69	69	100.0	20	20	100.0	67	59	88.1	20	19	95.0	20	13	65.0	
		5311237	2023	4												64	64	100.0	64	61	95.3	47	47	100.0	17	17	100.0	47	41	87.2	17	17	100.0	17	17	100.0	
	UMTHOQOTHO H	5311436	2024	3	39	35	89.7	83	81	97.6	64	59	92.2	39	35	89.7	174	174	100.0	52	51	98.1	96	96	100.0	110	88	80.0	126	116	92.1	47	43	91.5	39	39	100.0
		5311436	2023	3	33	27	81.8	86	85	98.8	40	33	82.5	34	28	82.4	162	162	100.0	42	37	88.1	86	86	100.0	121	104	86.0	111	98	88.3	51	46	90.2	42	42	100.0

Province Districts	Centre Name	Centre Number	Exam Date	Quintile	Accounting			Agricultural Sciences			Business Studies			Economics			English First Additional Language			Geography			History			Life Sciences			Mathematical Literacy			Mathematics			Physical Sciences		
					Total Wrote	Achieved 30 - 100%	% Achieved at 30% and Above	Total Wrote	Achieved 30 - 100%	% Achieved at 30% and Above	Total Wrote	Achieved 30 - 100%	% Achieved at 30% and Above	Total Wrote	Achieved 30 - 100%	% Achieved at 30% and Above	Total Wrote	Achieved 30 - 100%	% Achieved at 30% and Above	Total Wrote	Achieved 30 - 100%	% Achieved at 30% and Above	Total Wrote	Achieved 30 - 100%	% Achieved at 30% and Above	Total Wrote	Achieved 30 - 100%	% Achieved at 30% and Above	Total Wrote	Achieved 30 - 100%	% Achieved at 30% and Above	Total Wrote	Achieved 30 - 100%	% Achieved at 30% and Above	Total Wrote	Achieved 30 - 100%	% Achieved at 30% and Above
					UMVUZO S	5311333	2024	3	33	22	66.7	33	33	100.0	58	49	84.5	33	30	90.9	136	136	100.0	45	43	95.6	70	70	100.0	58	43	74.1	87	70	80.5	49	37
	5311333	2023	3	31	21	67.7	29	22	75.9	64	48	75.0	31	25	80.6	177	175	98.9	83	67	80.7	117	110	94.0	63	46	73.0	142	96	67.6	35	17	48.6	29	18	62.1	
UNOBHALA H	5311141	2024	3	28	27	96.4				44	41	93.2	44	38	86.4	125	125	100.0	81	78	96.3	72	72	100.0	81	62	76.5	88	80	90.9	37	35	94.6	24	23	95.8	
	5311141	2023	3	16	15	93.8				38	33	86.8	38	29	76.3	89	89	100.0	52	52	100.0	52	52	100.0	52	49	94.2	61	58	95.1	29	23	79.3	21	20	95.2	
VOORTREKKER H	5311238	2024	5	15	15	100.0				52	50	96.2				23	23	100.0	27	27	100.0	68	67	98.5	61	55	90.2	83	82	98.8	61	49	80.3	45	39	86.7	
	5311238	2023	5	18	18	100.0				46	44	95.7				20	20	100.0	37	37	100.0	69	69	100.0	62	56	90.3	87	86	98.9	47	42	89.4	32	31	96.9	
UMGUNGUNDLOVU	WARTBURG-KIRCHDORF	5311142	2024	4						31	31	100.0							27	27	100.0				35	32	91.4	21	21	100.0	22	18	81.8	12	11	91.7	
		5311142	2023	4						25	24	96.0							35	35	100.0				44	42	95.5	24	24	100.0	29	28	96.6	24	23	95.8	
	WESTON AGRICULTURAL COLLEGE	5311239	2024	4				20	19	95.0									7	7	100.0				9	7	77.8	15	15	100.0	7	5	71.4	5	3	60.0	
		5311239	2023	4				26	24	92.3									4	4	100.0				8	8	100.0	25	25	100.0	9	8	88.9	5	3	60.0	
	WILLOWFOUNTAIN INTERMEDIATE	5311331	2024	3	8	6	75.0	32	23	71.9	8	6	75.0	8	4	50.0	49	49	100.0	41	35	85.4				41	26	63.4	40	33	82.5	9	5	55.6	9	3	33.3
		5311331	2023	3	7	7	100.0	18	18	100.0	7	7	100.0	7	6	85.7	38	38	100.0	31	31	100.0				31	26	83.9	22	22	100.0	16	12	75.0	13	10	76.9
	WOODLANDS S	5311240	2024	5	31	27	87.1				89	68	76.4						116	106	91.4	37	37	100.0	101	64	63.4	112	91	81.3	54	29	53.7	40	35	87.5	
		5311240	2023	5	44	20	45.5				112	65	58.0	28	15	53.6				91	63	69.2	54	51	94.4	82	42	51.2	154	118	76.6	34	16	47.1	23	14	60.9
	YISE H	5311143	2024	2	10	5	50.0				39	36	92.3	40	31	77.5	42	41	97.6							32	19	59.4	38	30	78.9	4	0	0.0			
		5311143	2023	2	13	7	53.8				34	32	94.1	36	29	80.6	38	38	100.0							24	12	50.0	25	18	72.0	10	1	10.0			

Province Districts	Centre Name	Centre Number	Exam Date	Quintile	Accounting			Agricultural Sciences			Business Studies			Economics			English First Additional Language			Geography			History			Life Sciences			Mathematical Literacy			Mathematics			Physical Sciences		
					Total Wrote	Achieved 30 - 100%	% Achieved at 30% and Above	Total Wrote	Achieved 30 - 100%	% Achieved at 30% and Above	Total Wrote	Achieved 30 - 100%	% Achieved at 30% and Above	Total Wrote	Achieved 30 - 100%	% Achieved at 30% and Above	Total Wrote	Achieved 30 - 100%	% Achieved at 30% and Above	Total Wrote	Achieved 30 - 100%	% Achieved at 30% and Above	Total Wrote	Achieved 30 - 100%	% Achieved at 30% and Above	Total Wrote	Achieved 30 - 100%	% Achieved at 30% and Above	Total Wrote	Achieved 30 - 100%	% Achieved at 30% and Above	Total Wrote	Achieved 30 - 100%	% Achieved at 30% and Above	Total Wrote	Achieved 30 - 100%	% Achieved at 30% and Above
					UMGUNGUNDLOVU	ZAMAZULU S	5311327	2024	4	22	21	95.5				82	68	82.9	22	21	95.5	122	122	100.0	100	93	93.0				57	48	84.2	106	96	90.6	16
		5311327	2023	4	29	29	100.0				118	93	78.8	31	27	87.1	135	135	100.0	105	89	84.8				73	46	63.0	116	101	87.1	16	12	75.0	16	14	87.5
	ZIBUKEZULU TECHNICAL	5311328	2024	4												78	78	100.0													21	19	90.5	23	22	95.7	
		5311328	2023	4												76	76	100.0												20	17	85.0	22	22	100.0		
	ZUZULWAZI JS	5311439	2024	99	6	6	100.0	32	31	96.9						75	75	100.0	73	72	98.6	49	49	100.0	43	43	100.0	53	53	100.0	22	21	95.5	22	18	81.8	
		5311439	2023	99	9	8	88.9	20	19	95.0						78	78	100.0	76	76	100.0	48	48	100.0	58	45	77.6	55	55	100.0	23	23	100.0	23	23	100.0	
	ADVENT HOPE CHRISTIAN	5111353	2024	99	6	6	100.0	12	11	91.7	14	14	100.0	10	10	100.0	34	34	100.0	24	24	100.0	4	4	100.0	18	18	100.0	17	17	100.0	16	13	81.3	8	8	100.0
		5111353	2023	99	1	1	100.0	4	4	100.0	13	9	69.2				12	12	100.0	3	3	100.0	9	8	88.9	9	7	77.8	9	7	77.8	6	3	50.0	6	3	50.0
	AMANDLA H	5111201	2024	2	7	7	100.0							7	7	100.0	51	51	100.0	44	44	100.0	42	42	100.0	5	5	100.0	49	49	100.0	2	1	50.0	2	2	100.0
		5111201	2023	2	8	7	87.5							8	7	87.5	62	62	100.0	51	51	100.0	44	44	100.0	9	9	100.0	46	43	93.5	12	6	50.0	9	9	100.0
	AMANDLETHU JS	5111202	2024	2												138	138	100.0	137	134	97.8	98	98	100.0	136	122	89.7	89	85	95.5	49	44	89.8	41	39	95.1	
		5111202	2023	2												201	199	99.0	201	184	91.5	148	145	98.0	201	177	88.1	146	111	76.0	55	34	61.8	53	49	92.5	
	ASIPHIKELELE S	5111101	2024	2				19	19	100.0	27	23	85.2	27	15	55.6	46	46	100.0	19	17	89.5				19	14	73.7	27	20	74.1	19	9	47.4	19	11	57.9
		5111101	2023	2				17	16	94.1	31	27	87.1	31	21	67.7	48	47	97.9	17	16	94.1				17	15	88.2	31	15	48.4	17	10	58.8	17	11	64.7
	BHEKINDLELA H	5111203	2024	3				80	80	100.0						180	180	100.0	57	57	100.0	86	86	100.0	180	169	93.9	85	85	100.0	95	95	100.0	94	94	100.0	
		5111203	2023	3				47	47	100.0						112	112	100.0	63	58	92.1	64	64	100.0	112	111	99.1	60	60	100.0	52	52	100.0	50	49	98.0	
	BHEVULA H	5111301	2024	1							41	41	100.0	41	41	100.0	59	59	100.0	18	18	100.0				59	59	100.0	41	41	100.0	18	17	94.4	18	12	66.7
		5111301	2023	1							53	52	98.1	53	52	98.1	70	70	100.0	17	17	100.0				70	57	81.4	53	50	94.3	17	13	76.5	17	14	82.4
	BHUKWANA H	5111302	2024	1							28	28	100.0				40	40	100.0	12	12	100.0	28	28	100.0	12	11	91.7	28	28	100.0	12	12	100.0	12	12	100.0
		5111302	2023	1							25	25	100.0				41	41	100.0	16	16	100.0	25	25	100.0	16	15	93.8	25	22	88.0	15	11	73.3	16	16	100.0

Province Districts	Centre Name	Centre Number	Exam Date	Quintile	Accounting			Agricultural Sciences			Business Studies			Economics			English First Additional Language			Geography			History			Life Sciences			Mathematical Literacy			Mathematics			Physical Sciences		
					Total Wrote	Achieved 30 - 100%	% Achieved at 30% and Above	Total Wrote	Achieved 30 - 100%	% Achieved at 30% and Above	Total Wrote	Achieved 30 - 100%	% Achieved at 30% and Above	Total Wrote	Achieved 30 - 100%	% Achieved at 30% and Above	Total Wrote	Achieved 30 - 100%	% Achieved at 30% and Above	Total Wrote	Achieved 30 - 100%	% Achieved at 30% and Above	Total Wrote	Achieved 30 - 100%	% Achieved at 30% and Above	Total Wrote	Achieved 30 - 100%	% Achieved at 30% and Above	Total Wrote	Achieved 30 - 100%	% Achieved at 30% and Above	Total Wrote	Achieved 30 - 100%	% Achieved at 30% and Above	Total Wrote	Achieved 30 - 100%	% Achieved at 30% and Above
					UMKHANYAKUDE	BIVA COMBINED	5111303	2024	2	17	10	58.8	22	20	90.9	17	16	94.1	39	9	23.1	60	60	100.0	22	16	72.7	22	22	100.0	22	19	86.4	39	32	82.1	22
		5111303	2023	2	20	15	75.0	21	18	85.7	20	19	95.0	44	26	59.1	64	64	100.0	24	17	70.8	24	24	100.0	21	20	95.2	44	36	81.8	21	15	71.4	21	19	90.5
	BONGA S	5111102	2024	1	5	5	100.0									59	59	100.0	42	29	69.0				59	37	62.7	42	32	76.2	17	11	64.7	17	7	41.2	
		5111102	2023	1	6	6	100.0				1	1	100.0				55	55	100.0	37	34	91.9				56	46	82.1	37	30	81.1	19	10	52.6	19	13	68.4
	BUKIMVELO H	5111103	2024	1							55	55	100.0	37	37	100.0	55	55	100.0							18	18	100.0	37	35	94.6	18	16	88.9	18	18	100.0
		5111103	2023	1							44	44	100.0	26	26	100.0	44	44	100.0							18	18	100.0	26	25	96.2	18	9	50.0	18	15	83.3
	CWAKEME S	5111104	2024	2	22	12	54.5	39	39	100.0				22	21	95.5	106	106	100.0	24	19	79.2	45	45	100.0	60	45	75.0	67	57	85.1	39	38	97.4	39	27	69.2
		5111104	2023	2	20	5	25.0	31	29	93.5				21	11	52.4	122	122	100.0	37	32	86.5	70	70	100.0	64	45	70.3	91	78	85.7	31	28	90.3	31	23	74.2
	DLILANGA S	5111149	2024	3	41	39	95.1				20	20	100.0	20	20	100.0	127	127	100.0	56	56	100.0	65	61	93.8	30	26	86.7	77	50	64.9	50	29	58.0	30	24	80.0
		5111149	2023	3	53	44	83.0				29	25	86.2	29	20	69.0	125	125	100.0	86	84	97.7	47	46	97.9	39	26	66.7	72	46	63.9	53	27	50.9	24	19	79.2
	EMBETHA S	5111305	2024	2				18	16	88.9							19	19	100.0				19	18	94.7	16	15	93.8	16	16	100.0						
		5111305	2023	2				19	13	68.4							21	21	100.0				21	20	95.2	17	15	88.2	18	11	61.1						
	EMCHAKWENI HIGH	5111153	2024	2				43	23	53.5	44	21	47.7				136	135	99.3	94	76	80.9	44	20	45.5	49	41	83.7	43	21	48.8	94	39	41.5	49	23	46.9
		5111153	2023	2							40	29	72.5				141	136	96.5	99	80	80.8	94	71	75.5	46	37	80.4	41	22	53.7	101	38	37.6	46	22	47.8
	EMTHULASIZWE H	5111105	2024	2	6	6	100.0	36	36	100.0							36	36	100.0							17	17	100.0	19	14	73.7	17	9	52.9	17	17	100.0
		5111105	2023	2	10	10	100.0	38	38	100.0							38	38	100.0							15	13	86.7	23	20	87.0	15	8	53.3	15	10	66.7
	EQAKWINI H	5111106	2024	1				18	18	100.0	40	40	100.0				58	58	100.0	9	9	100.0				17	17	100.0	40	33	82.5	17	8	47.1	8	8	100.0
		5111106	2023	1				27	27	100.0	46	44	95.7				73	72	98.6	27	27	100.0				27	27	100.0	46	33	71.7	22	14	63.6	23	19	82.6
	ESIGEDENI JS	5111307	2024	1				34	34	100.0	24	24	100.0	24	23	95.8	58	58	100.0							34	33	97.1	23	20	87.0	34	25	73.5	34	26	76.5
		5111307	2023	1				32	30	93.8	31	26	83.9	31	17	54.8	63	63	100.0				31	23	74.2	32	26	81.3	31	20	64.5	33	24	72.7	33	26	78.8

Province Districts	Centre Name	Centre Number	Exam Date	Quintile	Accounting			Agricultural Sciences			Business Studies			Economics			English First Additional Language			Geography			History			Life Sciences			Mathematical Literacy			Mathematics			Physical Sciences				
					Total Wrote	Achieved 30 - 100%	% Achieved at 30% and Above	Total Wrote	Achieved 30 - 100%	% Achieved at 30% and Above	Total Wrote	Achieved 30 - 100%	% Achieved at 30% and Above	Total Wrote	Achieved 30 - 100%	% Achieved at 30% and Above	Total Wrote	Achieved 30 - 100%	% Achieved at 30% and Above	Total Wrote	Achieved 30 - 100%	% Achieved at 30% and Above	Total Wrote	Achieved 30 - 100%	% Achieved at 30% and Above	Total Wrote	Achieved 30 - 100%	% Achieved at 30% and Above	Total Wrote	Achieved 30 - 100%	% Achieved at 30% and Above	Total Wrote	Achieved 30 - 100%	% Achieved at 30% and Above	Total Wrote	Achieved 30 - 100%	% Achieved at 30% and Above		
					UMKHANYAKUDE	ESIPHONDWENI H	5111308	2024	1	6	6	100.0	18	18	100.0	31	29	93.5	31	26	83.9	152	146	96.1	29	28	96.6	103	84	81.6	47	33	70.2	134	78	58.2	18	14	77.8
		5111308	2023	1	9	8	88.9	22	21	95.5	30	27	90.0	30	8	26.7	152	152	100.0	37	34	91.9	100	94	94.0	59	43	72.9	130	66	50.8	22	18	81.8	22	14	63.6		
	ESIQIWINI S	5111107	2024	2				90	72	80.0							90	87	96.7	41	28	68.3				45	43	95.6	45	25	55.6	44	34	77.3	44	28	63.6		
		5111107	2023	2				81	59	72.8							82	82	100.0	27	26	96.3				42	36	85.7	38	17	44.7	39	11	28.2	40	8	20.0		
	EZIBUKWENI S	5111309	2024	2	45	38	84.4	77	61	79.2	56	51	91.1	16	14	87.5	169	164	97.0	44	32	72.7				83	64	77.1	75	45	60.0	55	17	30.9	31	31	100.0		
		5111309	2023	2	47	28	59.6	58	46	79.3	35	30	85.7	17	17	100.0	113	111	98.2	19	17	89.5				58	52	89.7	37	24	64.9	56	25	44.6	31	31	100.0		
	EZIFUNDENI H	5111108	2024	1				31	31	100.0							56	56	100.0	25	25	100.0	25	25	100.0	31	28	90.3	36	31	86.1	20	18	90.0	20	16	80.0		
		5111108	2023	1				38	37	97.4							68	68	100.0	29	27	93.1	29	29	100.0	38	32	84.2	46	37	80.4	22	18	81.8	21	17	81.0		
	EZINHLABENI S	5111205	2024	1				44	43	97.7	50	46	92.0				146	146	100.0	102	87	85.3	102	98	96.1	44	37	84.1	102	81	79.4	41	28	68.3	41	25	61.0		
		5111205	2023	1				37	37	100.0	47	29	61.7				144	144	100.0	109	77	70.6	109	107	98.2	37	35	94.6	109	57	52.3	37	29	78.4	37	31	83.8		
	GAMULA JS	5111206	2024	1	6	5	83.3				22	22	100.0	22	21	95.5	26	26	100.0																				
		5111206	2023	1	6	4	66.7				12	12	100.0	12	12	100.0	12	12	100.0																				
	GILONKI S	5111109	2024	1				43	41	95.3	29	29	100.0				43	43	100.0							25	22	88.0	29	26	89.7	14	11	78.6	14	10	71.4		
		5111109	2023	1				62	39	62.9	41	36	87.8				62	61	98.4							22	19	86.4	41	31	75.6	21	12	57.1	21	13	61.9		
	GODLOZA H	5111110	2024	2	12	11	91.7				0	0					52	52	100.0	39	32	82.1	26	25	96.2	51	45	88.2	26	26	100.0	26	13	50.0	26	24	92.3		
		5111110	2023	2	15	14	93.3										59	59	100.0	44	35	79.5	38	35	92.1	59	45	76.3	37	29	78.4	21	11	52.4	21	20	95.2		
	HAMBISANANI H	5111207	2024	2	27	22	81.5	32	32	100.0	27	27	100.0	27	26	96.3	136	136	100.0	75	69	92.0	109	108	99.1	108	85	78.7	102	87	85.3	32	31	96.9	32	30	93.8		
		5111207	2023	2	21	20	95.2	46	42	91.3	21	20	95.2	21	18	85.7	137	137	100.0	70	65	92.9	116	116	100.0	116	76	65.5	91	74	81.3	46	36	78.3	46	35	76.1		
	HHOYE S	5111349	2024	1	40	38	95.0	43	43	100.0	126	124	98.4	126	116	92.1	169	169	100.0							153	145	94.8	125	119	95.2	43	42	97.7	44	44	100.0		
		5111349	2023	1	79	68	86.1	58	58	100.0	78	78	100.0	77	73	94.8	136	136	100.0							113	109	96.5	78	72	92.3	58	55	94.8	58	56	96.6		

Province Districts	Centre Name	Centre Number	Exam Date	Quintile	Accounting			Agricultural Sciences			Business Studies			Economics			English First Additional Language			Geography			History			Life Sciences			Mathematical Literacy			Mathematics			Physical Sciences		
					Total Wrote	Achieved 30 - 100%	% Achieved at 30% and Above	Total Wrote	Achieved 30 - 100%	% Achieved at 30% and Above	Total Wrote	Achieved 30 - 100%	% Achieved at 30% and Above	Total Wrote	Achieved 30 - 100%	% Achieved at 30% and Above	Total Wrote	Achieved 30 - 100%	% Achieved at 30% and Above	Total Wrote	Achieved 30 - 100%	% Achieved at 30% and Above	Total Wrote	Achieved 30 - 100%	% Achieved at 30% and Above	Total Wrote	Achieved 30 - 100%	% Achieved at 30% and Above	Total Wrote	Achieved 30 - 100%	% Achieved at 30% and Above	Total Wrote	Achieved 30 - 100%	% Achieved at 30% and Above	Total Wrote	Achieved 30 - 100%	% Achieved at 30% and Above
					UMKHANYAKUDE	HLAZAZANE JS	5111310	2024	1											26	26	100.0	26	26	100.0				26	19	73.1	20	20	100.0	6	6	100.0
		5111310	2023	1											27	27	100.0	27	27	100.0				27	24	88.9	21	21	100.0	6	6	100.0	4	4	100.0		
	IDUNDUBALA S	5111208	2024	2						19	19	100.0	19	18	94.7	19	19	100.0							19	11	57.9										
		5111208	2023	2						19	19	100.0	19	19	100.0	19	19	100.0							19	12	63.2										
	IGUGU LESIZWE S	5111311	2024	2	39	33	84.6	165	151	91.5	117	91	77.8	112	84	75.0	433	425	98.2	237	182	76.8	129	114	88.4	169	145	85.8	249	167	67.1	169	95	56.2	161	83	51.6
		5111311	2023	2	26	18	69.2	120	105	87.5	85	71	83.5	85	52	61.2	339	334	98.5	184	145	78.8	100	86	86.0	131	111	84.7	181	122	67.4	135	55	40.7	128	77	60.2
	KUSASALETHU S	5111111	2024	2	21	19	90.5	82	82	100.0	104	95	91.3	21	18	85.7	186	186	100.0	83	77	92.8				82	82	100.0	83	65	78.3	103	66	64.1	81	77	95.1
		5111111	2023	2	20	16	80.0	124	117	94.4	87	77	88.5	20	20	100.0	211	211	100.0	67	58	86.6				124	114	91.9	67	50	74.6	144	78	54.2	124	96	77.4
	IMPALA S	5111264	2024	2							57	57	100.0	48	46	95.8	81	81	100.0							23	17	73.9	51	36	70.6	23	21	91.3	23	17	73.9
		5111264	2023	2							60	57	95.0	58	30	51.7	96	95	99.0							31	22	71.0	58	44	75.9	26	25	96.2	25	25	100.0
	INGWAVUMA H	5111209	2024	2	11	10	90.9	50	47	94.0	30	30	100.0	50	44	88.0	50	50	100.0							50	42	84.0	41	37	90.2	9	8	88.9	9	9	100.0
		5111209	2023	2	14	11	78.6	64	58	90.6	38	35	92.1	64	58	90.6	64	64	100.0							64	48	75.0	50	44	88.0	14	12	85.7	12	11	91.7
	INJULA COMBINED	5111312	2024	2	15	15	100.0	107	100	93.5	137	120	87.6	77	65	84.4	308	300	97.4	110	94	85.5				167	155	92.8	153	106	69.3	144	108	75.0	126	89	70.6
		5111312	2023	2	16	15	93.8	104	93	89.4	138	108	78.3	87	49	56.3	298	295	99.0	90	78	86.7				159	148	93.1	152	105	69.1	140	100	71.4	123	102	82.9
	INKOSI ZWELAKHE NGWANE SECONDARY	5111357	2024	1												25	25	100.0							25	24	96.0				25	14	56.0	25	23	92.0	
	ISICELOSETHU H	5111210	2024	2	15	14	93.3	34	33	97.1	89	68	76.4	27	20	74.1	148	146	98.6	105	85	81.0	72	64	88.9	61	58	95.1	106	81	76.4	42	30	71.4	28	25	89.3
		5111210	2023	2	25	17	68.0	31	31	100.0	112	77	68.8	56	30	53.6	187	185	98.9	134	93	69.4	78	66	84.6	58	56	96.6	136	97	71.3	51	34	66.7	42	30	71.4
	ISIPOSETHU SS	5111211	2024	2	16	15	93.8	44	42	95.5	26	23	88.5	26	23	88.5	70	70	100.0							38	38	100.0	26	25	96.2	44	29	65.9	44	41	93.2
		5111211	2023	2	29	26	89.7	47	45	95.7	39	32	82.1	39	30	76.9	86	86	100.0							42	42	100.0	38	34	89.5	48	33	68.8	47	47	100.0



Province Districts	Centre Name	Centre Number	Exam Date	Quintile	Accounting			Agricultural Sciences			Business Studies			Economics			English First Additional Language			Geography			History			Life Sciences			Mathematical Literacy			Mathematics			Physical Sciences		
					Total Wrote	Achieved 30 - 100%	% Achieved at 30% and Above	Total Wrote	Achieved 30 - 100%	% Achieved at 30% and Above	Total Wrote	Achieved 30 - 100%	% Achieved at 30% and Above	Total Wrote	Achieved 30 - 100%	% Achieved at 30% and Above	Total Wrote	Achieved 30 - 100%	% Achieved at 30% and Above	Total Wrote	Achieved 30 - 100%	% Achieved at 30% and Above	Total Wrote	Achieved 30 - 100%	% Achieved at 30% and Above	Total Wrote	Achieved 30 - 100%	% Achieved at 30% and Above	Total Wrote	Achieved 30 - 100%	% Achieved at 30% and Above	Total Wrote	Achieved 30 - 100%	% Achieved at 30% and Above	Total Wrote	Achieved 30 - 100%	% Achieved at 30% and Above
					ISIVUNGU VUNGU JS	5111212	2024	1				34	34	100.0							93	92	98.9	59	35	59.3	59	56	94.9	83	49	59.0	52	40	76.9	29	17
	5111212	2023	1				36	34	94.4							86	86	100.0	51	36	70.6	51	48	94.1	83	54	65.1	51	32	62.7	36	17	47.2	36	28	77.8	
ISOLESIZWE SS	5111112	2024	1				6	6	100.0	33	22	66.7				38	38	100.0	33	27	81.8			6	6	100.0	33	18	54.5	6	4	66.7	6	5	83.3		
	5111112	2023	1				19	13	68.4	31	28	90.3				57	56	98.2	31	25	80.6			19	15	78.9	31	19	61.3	15	5	33.3	15	10	66.7		
JEVU JS	5111213	2024	1	41	36	87.8	100	88	88.0	176	120	68.2	74	74	100.0	297	295	99.3	164	123	75.0	146	131	89.7	118	97	82.2	213	135	63.4	84	58	69.0	79	57	72.2	
	5111213	2023	1	57	37	64.9	92	84	91.3	171	140	81.9	75	66	88.0	294	294	100.0	144	113	78.5	134	129	96.3	122	108	88.5	203	117	57.6	78	39	50.0	82	50	61.0	
JKIJELA JS	5111313	2024	2				21	21	100.0							50	50	100.0	29	29	100.0	29	29	100.0	50	32	64.0	29	28	96.6	21	20	95.2	21	18	85.7	
	5111313	2023	2				19	16	84.2							54	54	100.0	35	32	91.4	35	35	100.0	54	26	48.1	35	32	91.4	19	15	78.9	19	13	68.4	
JOHN WESLEY KOSI BAY PRIVATE	5111261	2024	99	9	9	100.0				18	17	94.4	19	19	100.0	68	68	100.0	41	41	100.0	28	28	100.0	54	50	92.6	31	30	96.8	37	30	81.1	35	24	68.6	
	5111261	2023	99	14	14	100.0				23	22	95.7	18	17	94.4	67	67	100.0	35	35	100.0	30	30	100.0	53	50	94.3	34	34	100.0	33	27	81.8	28	27	96.4	
JUSTICE NXUMALO S	5111314	2024	1				27	27	100.0							98	98	100.0	50	29	58.0	50	43	86.0	27	24	88.9	50	39	78.0	48	30	62.5	48	20	41.7	
	5111314	2023	1				25	25	100.0							78	77	98.7	35	21	60.0	35	34	97.1	25	24	96.0	36	26	72.2	43	27	62.8	43	21	48.8	
KHINDI JOBE JS	5111354	2024	99	41	40	97.6	15	15	100.0	41	41	100.0	41	30	73.2	56	56	100.0	15	14	93.3				15	14	93.3	41	40	97.6	15	7	46.7	15	13	86.7	
	5111354	2023	99	25	24	96.0	25	24	96.0	25	24	96.0	25	19	76.0	50	50	100.0	50	37	74.0				25	25	100.0	24	24	100.0	26	10	38.5	25	18	72.0	
KINGDOM CHRISTIAN COLLEGE	5111151	2024	99							14	14	100.0							14	14	100.0				14	14	100.0				12	9	75.0	6	5	83.3	
	5111151	2023	99							9	9	100.0							9	9	100.0				9	9	100.0				9	5	55.6	8	4	50.0	
KUFEZEKILE S	5111113	2024	1				31	26	83.9							69	69	100.0	38	38	100.0	38	38	100.0	31	28	90.3	38	36	94.7	31	9	29.0	31	8	25.8	
	5111113	2023	1				29	28	96.6							66	66	100.0	37	36	97.3	37	34	91.9	28	27	96.4	37	30	81.1	29	11	37.9	29	17	58.6	
KWABAMBA JS	5111315	2024	1				22	16	72.7	12	10	83.3				22	22	100.0				10	9	90.0	12	9	75.0	12	12	100.0	10	6	60.0	10	7	70.0	
	5111315	2023	1	5	3	60.0	22	22	100.0							22	22	100.0							22	18	81.8	5	5	100.0	17	10	58.8	17	10	58.8	

Province Districts	Centre Name	Centre Number	Exam Date	Quintile	Accounting			Agricultural Sciences			Business Studies			Economics			English First Additional Language			Geography			History			Life Sciences			Mathematical Literacy			Mathematics			Physical Sciences		
					Total Wrote	Achieved 30 - 100%	% Achieved at 30% and Above	Total Wrote	Achieved 30 - 100%	% Achieved at 30% and Above	Total Wrote	Achieved 30 - 100%	% Achieved at 30% and Above	Total Wrote	Achieved 30 - 100%	% Achieved at 30% and Above	Total Wrote	Achieved 30 - 100%	% Achieved at 30% and Above	Total Wrote	Achieved 30 - 100%	% Achieved at 30% and Above	Total Wrote	Achieved 30 - 100%	% Achieved at 30% and Above	Total Wrote	Achieved 30 - 100%	% Achieved at 30% and Above	Total Wrote	Achieved 30 - 100%	% Achieved at 30% and Above	Total Wrote	Achieved 30 - 100%	% Achieved at 30% and Above	Total Wrote	Achieved 30 - 100%	% Achieved at 30% and Above
					UMKHANYAKUDE	KWABULAWAYO S	5111114	2024	2	15	11	73.3				71	67	94.4	15	11	73.3	71	71	100.0							56	46	82.1	11	11	100.0	60
5111114	2023	2	16	9			56.3				49	42	85.7	16	11	68.8	49	48	98.0							33	27	81.8	12	9	75.0	37	26	70.3	33	32	97.0
KWAGIBA H	5111317	2024	2	10		5	50.0	7	7	100.0	10	10	100.0	10	7	70.0	57	57	100.0	40	40	100.0	40	40	100.0	7	6	85.7	50	50	100.0	7	4	57.1	7	4	57.1
	5111317	2023	2	7		6	85.7	14	14	100.0	7	7	100.0	7	7	100.0	80	80	100.0	59	59	100.0	59	59	100.0	14	14	100.0	66	60	90.9	14	8	57.1	14	11	78.6
KWAGXABA S	5111115	2024	1								36	31	86.1	51	44	86.3	55	55	100.0							51	41	80.4	32	25	78.1	16	11	68.8	16	14	87.5
	5111115	2023	1								17	16	94.1	35	22	62.9	33	33	100.0							27	21	77.8	18	11	61.1	10	4	40.0	10	3	30.0
LANGELIHLE H	5111216	2024	1								56	44	78.6	28	21	75.0	72	72	100.0				71	67	94.4	43	25	58.1	55	46	83.6	15	13	86.7	15	13	86.7
	5111216	2023	1								39	34	87.2	17	8	47.1	57	57	100.0				57	54	94.7	40	20	50.0	33	21	63.6	23	14	60.9	17	12	70.6
LIFALETHU S	5111318	2024	1	26		19	73.1				57	51	89.5				57	56	98.2							57	25	43.9	26	22	84.6	31	7	22.6	31	15	48.4
	5111318	2023	1	29		18	62.1				56	55	98.2				56	55	98.2							56	30	53.6	28	22	78.6	28	21	75.0	27	22	81.5
LUBELO S	5111255	2024	2					45	42	93.3	29	29	100.0				58	58	100.0	28	28	100.0				58	56	96.6	34	34	100.0	24	14	58.3	13	11	84.6
	5111255	2023	2					56	45	80.4	33	33	100.0				65	65	100.0	29	28	96.6				64	54	84.4	34	33	97.1	28	11	39.3	5	4	80.0
LUBHOKO COMPREHENSIVE H	5111254	2024	1	18		17	94.4	270	220	81.5	111	109	98.2	106	84	79.2	617	617	100.0	401	319	79.6	175	162	92.6	541	370	68.4	453	377	83.2	145	139	95.9	143	129	90.2
	5111254	2023	1	7		7	100.0	215	208	96.7	60	58	96.7	51	41	80.4	389	388	99.7	262	247	94.3	93	91	97.8	354	261	73.7	279	233	83.5	99	96	97.0	89	86	96.6
MABANDLENI H	5111319	2024	1	9		5	55.6	34	34	100.0	55	51	92.7	9	5	55.6	89	89	100.0	79	79	100.0	46	46	100.0	33	33	100.0	55	48	87.3	33	21	63.6	34	32	94.1
	5111319	2023	1	13		7	53.8	31	30	96.8	55	52	94.5	13	12	92.3	86	86	100.0	73	68	93.2	42	40	95.2	31	30	96.8	55	34	61.8	31	13	41.9	31	25	80.6
MADLAKA JS	5111320	2024	2											24	23	95.8	23	23	100.0	24	21	87.5				24	21	87.5	14	13	92.9	10	1	10.0			
	5111320	2023	2								15	15	100.0	15	14	93.3	15	15	100.0	15	15	100.0				15	15	100.0	9	6	66.7	6	2	33.3			
MADWALENI S	5111116	2024	2	28		14	50.0	38	38	100.0	28	28	100.0	28	27	96.4	101	101	100.0	34	27	79.4	34	30	88.2	37	32	86.5	61	54	88.5	37	24	64.9	37	32	86.5
	5111116	2023	2	17		7	41.2	44	37	84.1	17	17	100.0	16	13	81.3	123	123	100.0	62	37	59.7	62	57	91.9	44	30	68.2	78	61	78.2	45	20	44.4	44	28	63.6

Province Districts	Centre Name	Centre Number	Exam Date	Quintile	Accounting			Agricultural Sciences			Business Studies			Economics			English First Additional Language			Geography			History			Life Sciences			Mathematical Literacy			Mathematics			Physical Sciences		
					Total Wrote	Achieved 30 - 100%	% Achieved at 30% and Above	Total Wrote	Achieved 30 - 100%	% Achieved at 30% and Above	Total Wrote	Achieved 30 - 100%	% Achieved at 30% and Above	Total Wrote	Achieved 30 - 100%	% Achieved at 30% and Above	Total Wrote	Achieved 30 - 100%	% Achieved at 30% and Above	Total Wrote	Achieved 30 - 100%	% Achieved at 30% and Above	Total Wrote	Achieved 30 - 100%	% Achieved at 30% and Above	Total Wrote	Achieved 30 - 100%	% Achieved at 30% and Above	Total Wrote	Achieved 30 - 100%	% Achieved at 30% and Above	Total Wrote	Achieved 30 - 100%	% Achieved at 30% and Above	Total Wrote	Achieved 30 - 100%	% Achieved at 30% and Above
					UMKHANYAKUDE	MAKHASA H	5111321	2024	2	18	18	100.0				37	37	100.0	18	18	100.0	78	78	100.0	60	60	100.0				41	41	100.0	35	35	100.0	43
		5111321	2023	2	22	21	95.5				61	61	100.0	22	18	81.8	93	93	100.0	70	70	100.0				31	31	100.0	55	50	90.9	37	34	91.9	31	31	100.0
	MALABELA JS	5111322	2024	1				15	15	100.0	19	19	100.0				34	34	100.0	34	33	97.1	19	19	100.0	15	15	100.0	19	18	94.7	15	8	53.3	15	14	93.3
		5111322	2023	1				19	19	100.0	21	21	100.0				40	40	100.0	40	40	100.0	21	21	100.0	19	19	100.0	21	21	100.0	19	16	84.2	19	17	89.5
	MALOBENI H	5111217	2024	1				18	15	83.3							51	51	100.0	31	25	80.6	32	32	100.0	19	13	68.4	32	30	93.8	16	12	75.0	19	15	78.9
		5111217	2023	1				24	22	91.7							58	57	98.3	30	26	86.7	33	33	100.0	24	23	95.8	30	28	93.3	25	9	36.0	25	14	56.0
	MANDLA MTHETHWA SCHOOL OF EXCELLENCE	5111265	2024	1	16	16	100.0	55	55	100.0							91	91	100.0							71	68	95.8				92	82	89.1	92	75	81.5
		5111265	2023	1	29	29	100.0	57	57	100.0							92	92	100.0							86	82	95.3				95	83	87.4	95	79	83.2
	MANDLEMFUNDO H	5111204	2024	1	14	14	100.0	12	12	100.0	68	68	100.0	14	14	100.0	80	80	100.0				54	54	100.0	66	64	97.0	68	65	95.6	12	9	75.0	12	10	83.3
		5111204	2023	1	9	8	88.9	17	16	94.1	59	59	100.0	9	9	100.0	76	76	100.0				50	50	100.0	67	53	79.1	56	51	91.1	20	13	65.0	17	14	82.4
	MANGWAZANA S	5111323	2024	2							80	76	95.0				147	147	100.0	147	137	93.2	60	60	100.0	87	73	83.9	80	70	87.5	67	39	58.2	67	52	77.6
		5111323	2023	2							64	59	92.2				111	111	100.0	111	109	98.2	36	36	100.0	74	63	85.1	65	59	90.8	46	27	58.7	46	39	84.8
	MANHLENGA JS	5111218	2024	1													49	48	98.0	49	49	100.0	49	49	100.0	49	49	100.0	49	48	98.0						
		5111218	2023	1													33	33	100.0	33	33	100.0	33	33	100.0	33	33	100.0	33	33	100.0						
	MANKENKE JS	5111324	2024	1									18	17	94.4	18	18	100.0	18	16	88.9							18	18	100.0							
		5111324	2023	1									13	11	84.6	13	13	100.0	13	13	100.0							13	11	84.6							
	MANTINTI H	5111325	2024	1	19	6	31.6				19	17	89.5	19	17	89.5	19	19	100.0										17	12	70.6	2	2	100.0			
		5111325	2023	1	15	2	13.3				15	10	66.7	15	4	26.7	15	15	100.0										15	8	53.3						
	MASHALAZA H	5111219	2024	1	12	9	75.0	30	30	100.0	12	12	100.0	12	12	100.0	110	110	100.0	71	68	95.8	71	70	98.6	31	31	100.0	83	73	88.0	29	28	96.6	30	23	76.7
		5111219	2023	1	31	25	80.6	33	32	97.0	31	30	96.8	31	31	100.0	95	95	100.0	29	28	96.6	29	29	100.0	35	35	100.0	60	53	88.3	29	14	48.3	32	22	68.8

Province Districts	Centre Name	Centre Number	Exam Date	Quintile	Accounting			Agricultural Sciences			Business Studies			Economics			English First Additional Language			Geography			History			Life Sciences			Mathematical Literacy			Mathematics			Physical Sciences		
					Total Wrote	Achieved 30 - 100%	% Achieved at 30% and Above	Total Wrote	Achieved 30 - 100%	% Achieved at 30% and Above	Total Wrote	Achieved 30 - 100%	% Achieved at 30% and Above	Total Wrote	Achieved 30 - 100%	% Achieved at 30% and Above	Total Wrote	Achieved 30 - 100%	% Achieved at 30% and Above	Total Wrote	Achieved 30 - 100%	% Achieved at 30% and Above	Total Wrote	Achieved 30 - 100%	% Achieved at 30% and Above	Total Wrote	Achieved 30 - 100%	% Achieved at 30% and Above	Total Wrote	Achieved 30 - 100%	% Achieved at 30% and Above	Total Wrote	Achieved 30 - 100%	% Achieved at 30% and Above	Total Wrote	Achieved 30 - 100%	% Achieved at 30% and Above
					UMKHANYAKUDE	MASIBONISANE S	5111117	2024	2	52	39	75.0	25	25	100.0	139	134	96.4	93	88	94.6	273	271	99.3	78	71	91.0	115	115	100.0	43	43	100.0	227	182	80.2	46
		5111117	2023	2	43	29	67.4	45	45	100.0	114	94	82.5	48	33	68.8	281	280	99.6	127	113	89.0	59	56	94.9	59	59	100.0	206	121	58.7	75	49	65.3	59	42	71.2
	MAVELA H	5111220	2024	1	20	15	75.0	107	95	88.8	79	60	75.9	71	67	94.4	186	186	100.0	59	54	91.5	29	27	93.1	137	104	75.9	130	104	80.0	57	36	63.2	56	43	76.8
		5111220	2023	1	28	24	85.7	96	89	92.7	28	28	100.0	71	63	88.7	221	220	99.5	97	88	90.7	44	42	95.5	149	128	85.9	164	123	75.0	57	46	80.7	53	48	90.6
	MAVUSO H	5111326	2024	1							50	47	94.0				70	70	100.0	70	59	84.3	49	47	95.9	69	47	68.1	50	48	96.0	20	11	55.0	20	9	45.0
		5111326	2023	1							38	38	100.0				47	47	100.0	47	47	100.0	38	38	100.0	47	33	70.2	38	37	97.4	9	8	88.9	9	9	100.0
	MAWOMBE S	5111118	2024	2										27	26	96.3	34	34	100.0	34	28	82.4				28	21	75.0	24	17	70.8	9	6	66.7	10	2	20.0
		5111118	2023	2										29	28	96.6	31	31	100.0	31	28	90.3				29	24	82.8	28	22	78.6	3	3	100.0	2	2	100.0
	MBONGENI H	5111119	2024	1				62	62	100.0							63	63	100.0							62	62	100.0	24	24	100.0	37	37	100.0	37	34	91.9
		5111119	2023	1				49	47	95.9							53	53	100.0							42	42	100.0	18	18	100.0	27	26	96.3	27	27	100.0
	MBOPHA H	5111120	2024	3	27	21	77.8	59	59	100.0				22	19	86.4	173	172	99.4	87	82	94.3	30	30	100.0	151	113	74.8	107	97	90.7	66	54	81.8	64	60	93.8
		5111120	2023	3	23	22	95.7	72	65	90.3				21	20	95.2	160	160	100.0	65	60	92.3	28	28	100.0	139	86	61.9	80	73	91.3	80	42	52.5	74	60	81.1
	MDLADLA H	5111221	2024	1	36	35	97.2	46	46	100.0	36	35	97.2	35	34	97.1	218	218	100.0	72	69	95.8	124	113	91.1	117	77	65.8	157	115	73.2	53	49	92.5	49	47	95.9
		5111221	2023	1	41	36	87.8	37	36	97.3	42	39	92.9	40	31	77.5	194	190	97.9	56	52	92.9	99	83	83.8	95	54	56.8	140	81	57.9	44	40	90.9	44	39	88.6
	MDOLOMBA JS	5111327	2024	2							14	14	100.0	14	8	57.1	23	23	100.0	23	22	95.7				9	7	77.8	14	11	78.6	9	3	33.3	9	9	100.0
		5111327	2023	2							53	34	64.2	53	11	20.8	60	59	98.3	60	39	65.0				7	2	28.6	53	33	62.3	7	6	85.7	7	6	85.7
	MDUKU H	5111328	2024	2	17	16	94.1				17	17	100.0	17	17	100.0	126	126	100.0	106	104	98.1	82	82	100.0	56	49	87.5	98	97	99.0	28	28	100.0	27	27	100.0
		5111328	2023	2	19	14	73.7				19	18	94.7	19	17	89.5	135	135	100.0	113	101	89.4	91	89	97.8	46	44	95.7	110	103	93.6	25	23	92.0	25	25	100.0
	MDUNGANDLOVU H	5111121	2024	2				61	56	91.8							63	63	100.0	22	22	100.0	22	22	100.0	40	39	97.5	22	20	90.9	34	22	64.7	36	31	86.1
		5111121	2023	2				67	59	88.1							72	72	100.0	34	34	100.0	32	30	93.8	40	37	92.5	31	21	67.7	37	16	43.2	37	20	54.1

Province Districts	Centre Name	Centre Number	Exam Date	Quintile	Accounting			Agricultural Sciences			Business Studies			Economics			English First Additional Language			Geography			History			Life Sciences			Mathematical Literacy			Mathematics			Physical Sciences			
					Total Wrote	Achieved 30 - 100%	% Achieved at 30% and Above	Total Wrote	Achieved 30 - 100%	% Achieved at 30% and Above	Total Wrote	Achieved 30 - 100%	% Achieved at 30% and Above	Total Wrote	Achieved 30 - 100%	% Achieved at 30% and Above	Total Wrote	Achieved 30 - 100%	% Achieved at 30% and Above	Total Wrote	Achieved 30 - 100%	% Achieved at 30% and Above	Total Wrote	Achieved 30 - 100%	% Achieved at 30% and Above	Total Wrote	Achieved 30 - 100%	% Achieved at 30% and Above	Total Wrote	Achieved 30 - 100%	% Achieved at 30% and Above	Total Wrote	Achieved 30 - 100%	% Achieved at 30% and Above	Total Wrote	Achieved 30 - 100%	% Achieved at 30% and Above	
					UMKHANYAKUDE	MEHLOKUBHEKA SECONDARY SCHOOL	5111155	2024	3	31	17	54.8				91	55	60.4	31	23	74.2	210	203	96.7	123	96	78.0	111	72	64.9	68	50	73.5	135	63	46.7	75	27
		5111155	2023	3	32	24	75.0				92	61	66.3	32	26	81.3	187	187	100.0	155	135	87.1	92	82	89.1	63	57	90.5	105	54	51.4	82	39	47.6	63	54	85.7	
	MGWAZENI S	5111122	2024	3	7	7	100.0	49	47	95.9	53	49	92.5	17	11	64.7	141	141	100.0	47	40	85.1	35	33	94.3	36	36	100.0	77	68	88.3	50	36	72.0	46	39	84.8	
		5111122	2023	3	20	9	45.0	39	38	97.4	43	39	90.7	20	18	90.0	119	119	100.0	31	24	77.4	32	32	100.0	33	33	100.0	73	60	82.2	41	32	78.0	39	39	100.0	
	MHLUPHEKI JS	5111223	2024	1				9	9	100.0				28	14	50.0	42	42	100.0				31	31	100.0	9	9	100.0	29	28	96.6	9	9	100.0	9	9	100.0	
		5111223	2023	1				5	5	100.0							41	41	100.0	39	33	84.6	30	30	100.0	35	18	51.4	32	25	78.1	5	5	100.0	5	5	100.0	
	MJINDI S	5111329	2024	1				31	29	93.5	7	6	85.7				79	79	100.0	79	76	96.2	48	47	97.9	72	54	75.0	48	45	93.8	31	23	74.2	31	24	77.4	
		5111329	2023	1				24	23	95.8	13	13	100.0				59	59	100.0	59	56	94.9	35	34	97.1	46	36	78.3	35	26	74.3	24	17	70.8	24	17	70.8	
	MKHALIPHI H	5111123	2024	1				40	39	97.5							148	147	99.3				108	108	100.0	148	122	82.4	108	98	90.7	40	37	92.5	40	38	95.0	
		5111123	2023	1				40	38	95.0	65	49	75.4				105	105	100.0				64	60	93.8	40	40	100.0	65	56	86.2	40	30	75.0	40	36	90.0	
	MLINGO H	5111224	2024	2				15	13	86.7							15	15	100.0							15	14	93.3	15	13	86.7							
		5111224	2023	2				12	12	100.0							12	12	100.0							12	10	83.3	12	11	91.7							
	MMEZEZI S	5111330	2024	2							43	40	93.0	43	29	67.4	43	43	100.0							43	11	25.6	39	33	84.6	4	1	25.0				
		5111330	2023	2							38	38	100.0	38	29	76.3	38	38	100.0							38	15	39.5	35	29	82.9	3	2	66.7				
	MMISO H	5111124	2024	2	18	17	94.4										72	72	100.0	54	51	94.4	47	47	100.0	32	26	81.3	40	31	77.5	32	24	75.0	25	20	80.0	
		5111124	2023	2	11	11	100.0										51	51	100.0	39	36	92.3	31	30	96.8	21	18	85.7	29	19	65.5	22	20	90.9	19	15	78.9	
	MNTANENKOSI H	5111331	2024	1	11	5	45.5	12	12	100.0	53	53	100.0	11	11	100.0	65	65	100.0	42	33	78.6				12	12	100.0	53	53	100.0	12	11	91.7	12	12	100.0	
		5111331	2023	1	25	12	48.0	23	22	95.7	66	63	95.5	25	23	92.0	89	89	100.0	41	33	80.5				23	22	95.7	66	62	93.9	23	19	82.6	23	22	95.7	
	MOSES ZIKHALI S	5111332	2024	2	23	23	100.0										144	144	100.0				98	97	99.0	144	134	93.1	98	95	96.9	46	46	100.0	46	45	97.8	
		5111332	2023	2	20	20	100.0										172	172	100.0				130	126	96.9	172	122	70.9	130	121	93.1	41	39	95.1	41	39	95.1	

Province Districts	Centre Name	Centre Number	Exam Date	Quintile	Accounting			Agricultural Sciences			Business Studies			Economics			English First Additional Language			Geography			History			Life Sciences			Mathematical Literacy			Mathematics			Physical Sciences					
					Total Wrote	Achieved 30 - 100%	% Achieved at 30% and Above	Total Wrote	Achieved 30 - 100%	% Achieved at 30% and Above	Total Wrote	Achieved 30 - 100%	% Achieved at 30% and Above	Total Wrote	Achieved 30 - 100%	% Achieved at 30% and Above	Total Wrote	Achieved 30 - 100%	% Achieved at 30% and Above	Total Wrote	Achieved 30 - 100%	% Achieved at 30% and Above	Total Wrote	Achieved 30 - 100%	% Achieved at 30% and Above	Total Wrote	Achieved 30 - 100%	% Achieved at 30% and Above	Total Wrote	Achieved 30 - 100%	% Achieved at 30% and Above	Total Wrote	Achieved 30 - 100%	% Achieved at 30% and Above	Total Wrote	Achieved 30 - 100%	% Achieved at 30% and Above			
					UMKHANYAKUDE	MPIYAKHE H	5111333	2024	2				26	26	100.0	47	37	78.7				83	83	100.0				47	45	95.7	36	35	97.2	67	56	83.6	16	12	75.0	10
		5111333	2023	2				11	11	100.0	64	47	73.4				83	83	100.0				64	57	89.1	19	19	100.0	73	51	69.9	10	7	70.0	8	8	100.0			
	MSHANGUZANA H	5111334	2024	1							26	26	100.0				26	26	100.0							25	24	96.0	11	11	100.0	15	15	100.0	15	9	60.0			
		5111334	2023	1							30	30	100.0				30	30	100.0							30	26	86.7	17	17	100.0	13	13	100.0	13	11	84.6			
	MSHUDU JS	5111225	2024	1				38	36	94.7	48	46	95.8	50	50	100.0	91	91	100.0	34	34	100.0	48	48	100.0	37	37	100.0	52	50	96.2	37	31	83.8	37	35	94.6			
		5111225	2023	1				19	16	84.2	43	39	90.7	42	28	66.7	63	63	100.0	20	16	80.0	44	44	100.0	19	17	89.5	43	35	81.4	17	10	58.8	17	17	100.0			
	MSIYANE H	5111226	2024	2	30	18	60.0	44	43	97.7	72	65	90.3	71	65	91.5	115	115	100.0				41	41	100.0	44	42	95.5	71	60	84.5	44	35	79.5	44	41	93.2			
		5111226	2023	2	28	13	46.4	41	39	95.1	74	57	77.0	73	43	58.9	114	114	100.0				46	43	93.5	41	40	97.6	74	48	64.9	41	31	75.6	40	34	85.0			
	MTHAMBALALA S	5111352	2024	1							19	19	100.0	19	18	94.7	30	30	100.0							10	10	100.0	17	16	94.1	11	11	100.0	10	10	100.0			
		5111352	2023	1							24	24	100.0	24	23	95.8	32	32	100.0							7	6	85.7	24	22	91.7	7	7	100.0	7	7	100.0			
	MTHANTI COMMERCIAL and TECHNICAL S	5111227	2023	2													15	15	100.0	15	15	100.0							15	15	100.0									
	MTHSHAKELA H	5111228	2024	1	20	20	100.0				63	59	93.7	43	31	72.1	63	61	96.8				43	39	90.7	20	19	95.0	43	35	81.4	20	16	80.0	20	16	80.0			
		5111228	2023	1	20	19	95.0				56	50	89.3	36	17	47.2	56	56	100.0				36	36	100.0	20	18	90.0	36	26	72.2	20	14	70.0	20	13	65.0			
	MTSHELEKWANE S	5111229	2024	1							87	63	72.4	90	60	66.7	91	90	98.9				42	33	78.6	49	48	98.0	71	59	83.1	20	14	70.0	13	12	92.3			
		5111229	2023	1							67	52	77.6	68	53	77.9	68	68	100.0							68	52	76.5	49	42	85.7	19	14	73.7	16	13	81.3			
	MTUBA CHRISTIAN ACADEMY	5111152	2024	99	3	3	100.0				7	7	100.0										12	12	100.0	7	7	100.0	19	18	94.7	7	7	100.0	12	12	100.0	9	9	100.0
		5111152	2023	99	3	3	100.0				15	15	100.0										30	30	100.0	14	14	100.0	45	43	95.6	13	13	100.0	32	31	96.9	28	26	92.9
	MTUBATUBA H	5111148	2024	3				38	26	68.4													52	45	86.5				52	36	69.2	30	21	70.0	22	11	50.0	14	9	64.3
		5111148	2023	3				50	38	76.0													64	56	87.5				64	47	73.4	37	31	83.8	27	19	70.4	14	11	78.6

Province Districts	Centre Name	Centre Number	Exam Date	Quintile	Accounting			Agricultural Sciences			Business Studies			Economics			English First Additional Language			Geography			History			Life Sciences			Mathematical Literacy			Mathematics			Physical Sciences		
					Total Wrote	Achieved 30 - 100%	% Achieved at 30% and Above	Total Wrote	Achieved 30 - 100%	% Achieved at 30% and Above	Total Wrote	Achieved 30 - 100%	% Achieved at 30% and Above	Total Wrote	Achieved 30 - 100%	% Achieved at 30% and Above	Total Wrote	Achieved 30 - 100%	% Achieved at 30% and Above	Total Wrote	Achieved 30 - 100%	% Achieved at 30% and Above	Total Wrote	Achieved 30 - 100%	% Achieved at 30% and Above	Total Wrote	Achieved 30 - 100%	% Achieved at 30% and Above	Total Wrote	Achieved 30 - 100%	% Achieved at 30% and Above	Total Wrote	Achieved 30 - 100%	% Achieved at 30% and Above	Total Wrote	Achieved 30 - 100%	% Achieved at 30% and Above
					MTWAZI COMBINED	5111335	2024	2	17	17	100.0				25	25	100.0	52	50	96.2	98	98	100.0	31	31	100.0	42	41	97.6	46	36	78.3	65	62	95.4	33	28
	5111335	2023	2	10	10	100.0				16	16	100.0	26	22	84.6	60	60	100.0	18	18	100.0	26	26	100.0	34	33	97.1	31	28	90.3	29	23	79.3	24	23	95.8	
MVUZOMUHLE S	5111260	2024	3	6	6	100.0				20	20	100.0	20	20	100.0	20	20	100.0				14	14	100.0				14	13	92.9	6	5	83.3				
	5111260	2023	3	18	17	94.4				29	28	96.6	29	23	79.3	29	29	100.0				11	11	100.0				21	20	95.2	8	5	62.5				
MZIBULI S	5111257	2024	1				18	18	100.0							91	91	100.0	73	69	94.5	73	72	98.6	18	18	100.0	73	67	91.8	18	16	88.9	18	12	66.7	
	5111257	2023	1				13	13	100.0							64	64	100.0	49	46	93.9	47	47	100.0	13	12	92.3	47	37	78.7	12	12	100.0	13	13	100.0	
NAMANENI H	5111230	2024	1	38	18	47.4	51	51	100.0	38	35	92.1	38	35	92.1	281	277	98.6	146	118	80.8	186	178	95.7	54	54	100.0	228	127	55.7	54	43	79.6	54	34	63.0	
	5111230	2023	1	37	19	51.4	45	45	100.0	37	32	86.5	37	26	70.3	254	254	100.0	108	84	77.8	170	156	91.8	45	45	100.0	209	82	39.2	45	31	68.9	45	45	100.0	
NANSINDLELA COMBINED	5111231	2024	4	2	2	100.0	20	20	100.0							33	33	100.0	33	32	97.0	11	11	100.0	33	19	57.6	18	18	100.0	15	14	93.3	15	14	93.3	
	5111231	2023	4	3	3	100.0	14	12	85.7							29	29	100.0	28	27	96.4	11	11	100.0	28	18	64.3	16	16	100.0	13	12	92.3	13	13	100.0	
NDABAZAMANINA H	5111125	2024	1													73	73	100.0	53	53	100.0	57	57	100.0	16	16	100.0	57	53	93.0	16	16	100.0	16	15	93.8	
	5111125	2023	1													54	54	100.0	54	54	100.0	37	35	94.6	17	17	100.0	37	36	97.3	17	17	100.0	17	17	100.0	
NDABEZIPHEZULU S	5111126	2024	1	18	15	83.3				37	37	100.0	40	35	87.5	113	113	100.0	67	66	98.5	43	41	95.3	65	61	93.8	64	62	96.9	43	27	62.8	43	32	74.4	
	5111126	2023	1	10	10	100.0				27	22	81.5	24	19	79.2	87	87	100.0	53	52	98.1				58	55	94.8	30	29	96.7	53	28	52.8	49	40	81.6	
NDAMKANE H	5111232	2024	2				14	14	100.0							40	40	100.0	40	40	100.0	26	26	100.0	40	38	95.0	26	25	96.2	14	12	85.7	14	11	78.6	
	5111232	2023	2				15	14	93.3							54	54	100.0	54	47	87.0	39	39	100.0	52	41	78.8	38	33	86.8	15	9	60.0	13	7	53.8	
NDIMANDE H	5111127	2024	1							28	28	100.0				28	28	100.0							28	25	89.3	15	15	100.0	13	11	84.6	13	10	76.9	
	5111127	2023	1							21	21	100.0				21	21	100.0							21	16	76.2	12	11	91.7	9	7	77.8	9	9	100.0	
NDUMO S	5111233	2024	2	44	27	61.4	33	28	84.8	110	86	78.2	44	35	79.5	154	152	98.7	11	11	100.0	66	59	89.4	33	28	84.8	121	78	64.5	33	11	33.3	33	4	12.1	
	5111233	2023	2	28	12	42.9	48	39	81.3	63	44	69.8	32	27	84.4	111	111	100.0				32	32	100.0	52	40	76.9	64	46	71.9	48	19	39.6	48	20	41.7	



Province Districts	Centre Name	Centre Number	Exam Date	Quintile	Accounting			Agricultural Sciences			Business Studies			Economics			English First Additional Language			Geography			History			Life Sciences			Mathematical Literacy			Mathematics			Physical Sciences					
					Total Wrote	Achieved 30 - 100%	% Achieved at 30% and Above	Total Wrote	Achieved 30 - 100%	% Achieved at 30% and Above	Total Wrote	Achieved 30 - 100%	% Achieved at 30% and Above	Total Wrote	Achieved 30 - 100%	% Achieved at 30% and Above	Total Wrote	Achieved 30 - 100%	% Achieved at 30% and Above	Total Wrote	Achieved 30 - 100%	% Achieved at 30% and Above	Total Wrote	Achieved 30 - 100%	% Achieved at 30% and Above	Total Wrote	Achieved 30 - 100%	% Achieved at 30% and Above	Total Wrote	Achieved 30 - 100%	% Achieved at 30% and Above	Total Wrote	Achieved 30 - 100%	% Achieved at 30% and Above	Total Wrote	Achieved 30 - 100%	% Achieved at 30% and Above			
					UMIKHANYAKUDE	NGAZINI JS	5111234	2024	2											77	77	100.0	78	77	98.7	48	47	97.9	78	70	89.7	47	45	95.7	30	30	100.0	30	29	96.7
		5111234	2023	2											73	73	100.0	73	73	100.0	43	43	100.0	73	68	93.2	43	42	97.7	31	27	87.1	30	27	90.0					
	NGBEZA H	5111128	2024	2						34	30	88.2							72	72	100.0	72	71	98.6	34	33	97.1	38	37	97.4	34	27	79.4	38	34	89.5	38	33	86.8	
		5111128	2023	2	5	5	100.0								68	68	100.0	52	49	94.2	33	33	100.0	46	43	93.5	33	26	78.8	35	32	91.4	35	32	91.4					
	NHLAMBANYATHI JS	5111336	2024	2				24	24	100.0								24	24	100.0				7	7	100.0	17	17	100.0	17	17	100.0	7	5	71.4					
		5111336	2023	2				36	34	94.4								36	36	100.0				22	22	100.0	14	14	100.0	22	21	95.5	14	9	64.3					
	NHLANGE JS	5111235	2024	2							40	39	97.5							40	40	100.0				27	27	100.0	40	33	82.5	27	27	100.0	13	12	92.3	13	13	100.0
		5111235	2023	2							40	39	97.5							40	40	100.0				28	28	100.0	40	31	77.5	28	26	92.9	12	9	75.0	12	8	66.7
	NHLANHLIVELE JS	5111236	2024	1							19	19	100.0							19	19	100.0				19	19	100.0	19	18	94.7									
		5111236	2023	1							13	13	100.0							13	13	100.0				13	13	100.0	13	13	100.0	13	12	92.3						
	NHLIZIYO S	5111129	2024	2							12	12	100.0							49	49	100.0	49	48	98.0	27	27	100.0	35	33	94.3	27	25	92.6	22	22	100.0	22	19	86.4
		5111129	2023	2							20	19	95.0							69	69	100.0	67	66	98.5	36	36	100.0	49	40	81.6	36	31	86.1	33	27	81.8	32	29	90.6
	NKANYISO S	5111347	2024	1							18	18	100.0							18	18	100.0							18	18	100.0				15	15	100.0	15	14	93.3
		5111347	2023	1							12	12	100.0							12	12	100.0							12	12	100.0				12	9	75.0	12	9	75.0
	NKODIBE S	5111130	2024	3	19	17	89.5	74	74	100.0	19	19	100.0	19	18	94.7	172	171	99.4	67	60	89.6	34	34	100.0	83	77	92.8	116	88	75.9	56	53	94.6	47	47	100.0			
		5111130	2023	3	20	20	100.0	62	59	95.2	23	23	100.0	23	19	82.6	147	147	100.0	37	37	100.0	25	25	100.0	71	59	83.1	73	53	72.6	68	65	95.6	48	45	93.8			
	NKOMBOSE S	5111150	2024	3	26	24	92.3	30	30	100.0	71	68	95.8	27	27	100.0	149	149	100.0	48	48	100.0	48	48	100.0	30	28	93.3	116	97	83.6	29	16	55.2	29	27	93.1			
		5111150	2023	3	34	25	73.5	32	31	96.9	76	67	88.2	36	25	69.4	140	140	100.0	68	67	98.5	32	32	100.0	30	30	100.0	100	80	80.0	30	11	36.7	29	28	96.6			
	NKOSANA H	5111131	2024	2														94	94	100.0	40	39	97.5	54	51	94.4	40	31	77.5	54	41	75.9	40	27	67.5	40	20	50.0		
		5111131	2023	2														90	89	98.9	38	36	94.7	52	50	96.2	38	30	78.9	52	24	46.2	38	15	39.5	38	26	68.4		

Province Districts	Centre Name	Centre Number	Exam Date	Quintile	Accounting			Agricultural Sciences			Business Studies			Economics			English First Additional Language			Geography			History			Life Sciences			Mathematical Literacy			Mathematics			Physical Sciences			
					Total Wrote	Achieved 30 - 100%	% Achieved at 30% and Above	Total Wrote	Achieved 30 - 100%	% Achieved at 30% and Above	Total Wrote	Achieved 30 - 100%	% Achieved at 30% and Above	Total Wrote	Achieved 30 - 100%	% Achieved at 30% and Above	Total Wrote	Achieved 30 - 100%	% Achieved at 30% and Above	Total Wrote	Achieved 30 - 100%	% Achieved at 30% and Above	Total Wrote	Achieved 30 - 100%	% Achieved at 30% and Above	Total Wrote	Achieved 30 - 100%	% Achieved at 30% and Above	Total Wrote	Achieved 30 - 100%	% Achieved at 30% and Above	Total Wrote	Achieved 30 - 100%	% Achieved at 30% and Above	Total Wrote	Achieved 30 - 100%	% Achieved at 30% and Above	
					UMKHANYAKUDE	NKOSIKAYINGANGATHI S	5111132	2024	2								22	22	100.0	22	21	95.5	91	91	100.0	69	69	100.0	17	17	100.0	69	68	98.6	46	43	93.5	45
		5111132	2023	2								21	19	90.5	21	18	85.7	86	86	100.0	66	64	97.0				66	59	89.4	50	46	92.0	31	31	100.0	33	32	97.0
	NOBIYA H	5111337	2024	1								31	31	100.0				44	44	100.0	44	44	100.0				44	27	61.4	31	29	93.5	13	11	84.6	13	9	69.2
		5111337	2023	1								27	27	100.0				38	38	100.0	38	38	100.0				38	24	63.2	27	26	96.3	11	11	100.0	11	11	100.0
	NODINEKA JS	5111237	2024	1	23	23	100.0	145	129	89.0	45	42	93.3	45	41	91.1	238	237	99.6	177	175	98.9	93	93	100.0	173	148	85.5	186	164	88.2	52	50	96.2	52	49	94.2	
		5111237	2023	1	15	13	86.7	94	86	91.5	32	32	100.0	32	24	75.0	180	179	99.4	134	128	95.5	86	86	100.0	148	103	69.6	142	125	88.0	38	33	86.8	38	35	92.1	
	NOMATHIYA S	5111133	2024	3	20	18	90.0				20	17	85.0	20	17	85.0	187	176	94.1	91	67	73.6	54	50	92.6	37	26	70.3	74	55	74.3	37	19	51.4	37	23	62.2	
		5111133	2023	3	14	14	100.0	42	36	85.7	17	14	82.4	15	13	86.7	155	155	100.0	28	18	64.3	28	27	96.4	42	36	85.7	43	30	69.8	44	34	77.3	42	38	90.5	
	NONDUMISO S	5111134	2024	2	19	19	100.0	4	4	100.0	39	39	100.0	24	23	95.8	63	63	100.0							55	41	74.5	21	21	100.0	32	31	96.9	33	31	93.9	
		5111134	2023	2	22	18	81.8	34	34	100.0	40	37	92.5	31	26	83.9	64	64	100.0							61	47	77.0	29	25	86.2	32	31	96.9	33	33	100.0	
	NOTHANDO H	5111238	2024	1				24	24	100.0	65	50	76.9				90	90	100.0	61	48	78.7	66	58	87.9	24	24	100.0	62	51	82.3	24	20	83.3	24	20	83.3	
		5111238	2023	1	13	13	100.0	68	56	82.4	60	56	93.3	13	7	53.8	82	82	100.0	82	63	76.8				69	48	69.6	58	49	84.5	24	18	75.0	22	18	81.8	
	NQOBIZAZI JS	5111239	2024	2				68	63	92.6	22	21	95.5	60	48	80.0	90	90	100.0	68	60	88.2	22	15	68.2	68	53	77.9	60	50	83.3	30	15	50.0	30	14	46.7	
		5111239	2023	2				45	45	100.0	27	24	88.9	43	24	55.8	72	72	100.0	45	45	100.0	27	23	85.2	45	37	82.2	43	34	79.1	29	12	41.4	29	21	72.4	
	NSALAMANGA H	5111240	2024	1	14	13	92.9	39	37	94.9	38	38	100.0	14	14	100.0	77	77	100.0	77	68	88.3	24	24	100.0	63	55	87.3	38	37	97.4	39	28	71.8	39	36	92.3	
		5111240	2023	1	8	8	100.0	26	26	100.0	20	20	100.0	8	8	100.0	46	46	100.0	46	43	93.5	12	12	100.0	38	35	92.1	18	16	88.9	28	25	89.3	26	26	100.0	
	NTAMINEMIDWA H	5111135	2024	1							14	13	92.9	14	8	57.1	14	14	100.0										14	8	57.1							
		5111135	2023	1							17	17	100.0	17	12	70.6	17	17	100.0										17	11	64.7							
	NTSHINGWAYO S	5111338	2024	2				24	23	95.8							24	24	100.0				24	24	100.0	24	21	87.5	14	14	100.0	10	6	60.0				
		5111338	2023	2				29	27	93.1							29	29	100.0				29	29	100.0	29	18	62.1	29	27	93.1							

Province Districts	Centre Name	Centre Number	Exam Date	Quintile	Accounting			Agricultural Sciences			Business Studies			Economics			English First Additional Language			Geography			History			Life Sciences			Mathematical Literacy			Mathematics			Physical Sciences		
					Total Wrote	Achieved 30 - 100%	% Achieved at 30% and Above	Total Wrote	Achieved 30 - 100%	% Achieved at 30% and Above	Total Wrote	Achieved 30 - 100%	% Achieved at 30% and Above	Total Wrote	Achieved 30 - 100%	% Achieved at 30% and Above	Total Wrote	Achieved 30 - 100%	% Achieved at 30% and Above	Total Wrote	Achieved 30 - 100%	% Achieved at 30% and Above	Total Wrote	Achieved 30 - 100%	% Achieved at 30% and Above	Total Wrote	Achieved 30 - 100%	% Achieved at 30% and Above	Total Wrote	Achieved 30 - 100%	% Achieved at 30% and Above	Total Wrote	Achieved 30 - 100%	% Achieved at 30% and Above	Total Wrote	Achieved 30 - 100%	% Achieved at 30% and Above
					UMKHANYAKUDE	NTSINDE COMMERCIAL H	5111339	2024	2	6	6	100.0				26	25	96.2	26	25	96.2	36	36	100.0	10	10	100.0				10	10	100.0	26	23	88.5	10
		5111339	2023	2	5	5	100.0				18	18	100.0	18	11	61.1	28	28	100.0	10	10	100.0				10	9	90.0	16	16	100.0	12	7	58.3	10	8	80.0
	NTULABAKAYISE SECONDARY SCHOOL	5111355	2024	1												81	81	100.0				37	37	100.0	81	72	88.9	37	35	94.6	44	42	95.5	44	42	95.5	
		5111355	2023	1												84	84	100.0				46	46	100.0	84	70	83.3	46	40	87.0	38	33	86.8	38	36	94.7	
	NYAMANE S	5111241	2024	2				67	66	98.5	32	32	100.0	90	76	84.4	128	128	100.0				61	58	95.1	96	92	95.8	90	85	94.4	38	35	92.1	36	32	88.9
		5111241	2023	2				39	39	100.0	27	27	100.0	70	52	74.3	92	92	100.0				53	52	98.1	65	65	100.0	68	66	97.1	24	20	83.3	22	22	100.0
	PHIWAMANDLA S	5111136	2024	1												44	44	100.0	44	41	93.2	26	25	96.2	18	15	83.3	26	22	84.6	18	12	66.7				
		5111136	2023	1												51	50	98.0	52	43	82.7	34	34	100.0	18	16	88.9	34	27	79.4	18	9	50.0				
	PHUMLANI S	5111263	2024	2												67	66	98.5	67	51	76.1	43	43	100.0	24	23	95.8	43	34	79.1	24	24	100.0	24	19	79.2	
		5111263	2023	2												66	66	100.0	66	63	95.5	41	41	100.0	25	24	96.0	41	30	73.2	25	22	88.0	25	22	88.0	
	PHUNGAZA H	5111242	2024	1	19	16	84.2	24	22	91.7	24	24	100.0	24	19	79.2	89	89	100.0	39	26	66.7	40	38	95.0	24	24	100.0	56	46	82.1	23	22	95.7	21	16	76.2
		5111242	2023	1	23	20	87.0	18	18	100.0	26	26	100.0	26	18	69.2	89	89	100.0	39	37	94.9	41	40	97.6	23	23	100.0	66	47	71.2	21	20	95.2	21	21	100.0
	QOSHAMA SS	5111243	2024	2	10	6	60.0				31	30	96.8				72	72	100.0	49	49	100.0				53	51	96.2	23	19	82.6	36	22	61.1	32	22	68.8
		5111243	2023	2							26	26	100.0				42	42	100.0	38	38	100.0				39	34	87.2	21	12	57.1	17	8	47.1	16	9	56.3
	SANDLASENKOSI S	5111340	2024	2												25	25	100.0	25	25	100.0				25	23	92.0				25	11	44.0	25	10	40.0	
		5111340	2023	2												26	26	100.0	26	26	100.0				26	26	100.0				26	15	57.7	26	18	69.2	
	SHAYINA H	5111244	2024	2	10	10	100.0	14	14	100.0	10	10	100.0	10	10	100.0	86	86	100.0				62	62	100.0	61	52	85.2	72	65	90.3	14	12	85.7	14	12	85.7
		5111244	2023	2	8	8	100.0	7	7	100.0	8	8	100.0	8	8	100.0	82	82	100.0				67	67	100.0	59	50	84.7	75	59	78.7	6	6	100.0	7	7	100.0
	SHENGEZA H	5111245	2024	1	12	9	75.0	23	23	100.0	68	64	94.1	68	51	75.0	91	91	100.0				55	55	100.0	23	23	100.0	68	64	94.1	23	20	87.0	23	22	95.7
		5111245	2023	1	16	8	50.0	22	22	100.0	81	58	71.6	81	48	59.3	104	104	100.0				65	62	95.4	23	22	95.7	81	71	87.7	23	14	60.9	23	18	78.3

Province Districts	Centre Name	Centre Number	Exam Date	Quintile	Accounting			Agricultural Sciences			Business Studies			Economics			English First Additional Language			Geography			History			Life Sciences			Mathematical Literacy			Mathematics			Physical Sciences			
					Total Wrote	Achieved 30 - 100%	% Achieved at 30% and Above	Total Wrote	Achieved 30 - 100%	% Achieved at 30% and Above	Total Wrote	Achieved 30 - 100%	% Achieved at 30% and Above	Total Wrote	Achieved 30 - 100%	% Achieved at 30% and Above	Total Wrote	Achieved 30 - 100%	% Achieved at 30% and Above	Total Wrote	Achieved 30 - 100%	% Achieved at 30% and Above	Total Wrote	Achieved 30 - 100%	% Achieved at 30% and Above	Total Wrote	Achieved 30 - 100%	% Achieved at 30% and Above	Total Wrote	Achieved 30 - 100%	% Achieved at 30% and Above	Total Wrote	Achieved 30 - 100%	% Achieved at 30% and Above	Total Wrote	Achieved 30 - 100%	% Achieved at 30% and Above	
					UMKHANYAKUDE	SHIYINKOSI S	5111137	2024	3						32	29	90.6	32	19	59.4	69	69	100.0	37	36	97.3				37	31	83.8	42	35	83.3	27	21	77.8
		5111137	2023	3	10	8	80.0			22	21	95.5	12	10	83.3	57	57	100.0	35	35	100.0				35	30	85.7	27	27	100.0	30	28	93.3	30	23	76.7		
	SIBHAMU H	5111246	2024	1				28	27	96.4						48	48	100.0	20	20	100.0	37	37	100.0	48	35	72.9	37	29	78.4	11	9	81.8	11	10	90.9		
		5111246	2023	1				42	31	73.8						50	49	98.0	8	8	100.0	42	40	95.2	50	29	58.0	42	35	83.3	8	6	75.0	8	8	100.0		
	SIBONGASONKE JS	5111138	2024	1												54	54	100.0	54	54	100.0	34	34	100.0	20	20	100.0	34	33	97.1	20	20	100.0	20	20	100.0		
		5111138	2023	1												60	60	100.0	60	56	93.3	45	45	100.0	15	14	93.3	45	42	93.3	15	11	73.3	15	13	86.7		
	SIDINGIMFUNDO SECONDARY	5111356	2024	1				10	9	90.0	27	25	92.6			37	37	100.0							37	32	86.5	27	20	74.1	10	5	50.0	10	5	50.0		
		5111356	2023	1				12	12	100.0	21	21	100.0			33	33	100.0							33	24	72.7	21	15	71.4	12	5	41.7	12	11	91.7		
	SILETHIMFUNDO SECONDARY SCHOOL	5111154	2024	3												27	27	100.0	27	21	77.8				27	27	100.0	12	9	75.0	15	10	66.7	15	10	66.7		
		5111154	2023	3												16	16	100.0	16	14	87.5				16	14	87.5				16	12	75.0	16	12	75.0		
	SILETHUKUKHANYA H	5111139	2024	3	38	30	78.9				38	36	94.7	38	34	89.5	220	220	100.0	133	109	82.0				37	35	94.6	154	111	72.1	66	50	75.8	47	34	72.3	
		5111139	2023	3	13	11	84.6				13	10	76.9	13	10	76.9	170	170	100.0	100	91	91.0				43	40	93.0	108	78	72.2	62	53	85.5	53	42	79.2	
	SINETHEZEKILE COMBINED	5111341	2024	2	126	119	94.4	125	118	94.4	353	320	90.7	353	291	82.4	487	487	100.0	118	109	92.4	234	227	97.0	134	125	93.3	347	279	80.4	140	108	77.1	134	115	85.8	
		5111341	2023	2	98	85	86.7	128	102	79.7	316	262	82.9	316	195	61.7	454	449	98.9	109	92	84.4	229	196	85.6	139	102	73.4	302	214	70.9	153	85	55.6	139	106	76.3	
	SIPHOSABADLETSHI H	5111140	2024	1	26	24	92.3	20	20	100.0	26	26	100.0	26	21	80.8	94	94	100.0	48	45	93.8	48	48	100.0	20	20	100.0	74	73	98.6	20	19	95.0	20	17	85.0	
		5111140	2023	1	15	15	100.0	27	26	96.3	15	15	100.0	15	13	86.7	114	114	100.0	73	58	79.5	57	48	84.2	43	42	97.7	72	60	83.3	43	25	58.1	43	33	76.7	
	SITHEMBINHLANHLA S	5111247	2024	1	27	21	77.8	15	15	100.0	42	41	97.6	27	27	100.0	58	58	100.0	31	31	100.0	16	16	100.0	16	16	100.0	43	39	90.7	15	15	100.0	15	14	93.3	
		5111247	2023	1	24	18	75.0	14	13	92.9	52	49	94.2	24	22	91.7	66	66	100.0	42	42	100.0	28	28	100.0	14	14	100.0	52	42	80.8	14	11	78.6	14	14	100.0	
	SIYAKHULA S	5111256	2024	2	28	28	100.0				28	28	100.0	28	28	100.0	28	28	100.0								20	20	100.0	8	8	100.0						
		5111256	2023	2	28	28	100.0				28	27	96.4	28	27	96.4	28	28	100.0									16	16	100.0	12	12	100.0					

Province Districts	Centre Name	Centre Number	Exam Date	Quintile	Accounting			Agricultural Sciences			Business Studies			Economics			English First Additional Language			Geography			History			Life Sciences			Mathematical Literacy			Mathematics			Physical Sciences		
					Total Wrote	Achieved 30 - 100%	% Achieved at 30% and Above	Total Wrote	Achieved 30 - 100%	% Achieved at 30% and Above	Total Wrote	Achieved 30 - 100%	% Achieved at 30% and Above	Total Wrote	Achieved 30 - 100%	% Achieved at 30% and Above	Total Wrote	Achieved 30 - 100%	% Achieved at 30% and Above	Total Wrote	Achieved 30 - 100%	% Achieved at 30% and Above	Total Wrote	Achieved 30 - 100%	% Achieved at 30% and Above	Total Wrote	Achieved 30 - 100%	% Achieved at 30% and Above	Total Wrote	Achieved 30 - 100%	% Achieved at 30% and Above	Total Wrote	Achieved 30 - 100%	% Achieved at 30% and Above	Total Wrote	Achieved 30 - 100%	% Achieved at 30% and Above
					UMKHANYAKUDE	SIYAPHAMBILI S	5111348	2024	2							27	25	92.6	12	8	66.7	85	85	100.0	47	47	100.0				47	47	100.0	56	42	75.0	30
		5111348	2023	2							32	28	87.5	21	13	61.9	85	85	100.0	34	32	94.1				34	26	76.5	55	40	72.7	31	19	61.3	21	17	81.0
	SIYAQALA S	5111141	2024	2							45	42	93.3	45	43	95.6	62	62	100.0	17	17	100.0				17	16	94.1	45	36	80.0	17	12	70.6	17	11	64.7
		5111141	2023	2							55	46	83.6	55	32	58.2	72	72	100.0	15	15	100.0				15	11	73.3	55	34	61.8	15	10	66.7	14	10	71.4
	SIYELULAMA H	5111142	2024	2	12	9	75.0	21	18	85.7				35	28	80.0	60	60	100.0	24	23	95.8				21	18	85.7	33	30	90.9	21	17	81.0	21	12	57.1
		5111142	2023	2	8	6	75.0	20	17	85.0				31	11	35.5	52	52	100.0	23	20	87.0				20	17	85.0	30	26	86.7	17	13	76.5	17	12	70.6
	SIZAMINQUBEKO COMBINED	5111248	2024	2	11	11	100.0	22	22	100.0	66	66	100.0	11	11	100.0	88	88	100.0				55	55	100.0	22	22	100.0	66	56	84.8	21	20	95.2	21	21	100.0
		5111248	2023	2	6	6	100.0	34	34	100.0	31	30	96.8	6	6	100.0	65	65	100.0				25	25	100.0	34	34	100.0	31	28	90.3	33	29	87.9	33	31	93.9
	SOMFULA S	5111143	2024	2	8	8	100.0	34	34	100.0	16	16	100.0	16	15	93.8	112	112	100.0	58	50	86.2	23	23	100.0	96	81	84.4	70	65	92.9	42	39	92.9	38	34	89.5
		5111143	2023	2	20	15	75.0	44	33	75.0	27	23	85.2	27	22	81.5	144	140	97.2	66	46	69.7	29	27	93.1	117	61	52.1	80	61	76.3	64	29	45.3	50	32	64.0
	STAR OF THE SEA H	5111249	2024	2	7	7	100.0				59	56	94.9	33	32	97.0	92	92	100.0	85	85	100.0	59	59	100.0	92	88	95.7	59	59	100.0	33	32	97.0	33	32	97.0
		5111249	2023	2	10	10	100.0				85	79	92.9	53	53	100.0	137	137	100.0	128	128	100.0	85	85	100.0	138	115	83.3	85	85	100.0	53	49	92.5	53	53	100.0
	SUKASAMBE JS	5111342	2024	1	3	3	100.0	18	17	94.4	6	6	100.0	6	6	100.0	24	24	100.0							18	18	100.0				24	2	8.3	18	9	50.0
		5111342	2023	1	22	13	59.1	11	11	100.0	30	22	73.3	30	11	36.7	42	42	100.0							11	11	100.0	31	19	61.3	11	6	54.5	11	9	81.8
	THEKELISULWAZI S	5111144	2024	2													23	23	100.0	19	19	100.0				20	20	100.0				23	1	4.3			
		5111144	2023	2													23	23	100.0	23	23	100.0				23	22	95.7				23	2	8.7			
	THONGWANA JS	5111250	2024	1				226	219	96.9	129	129	100.0	127	112	88.2	871	870	99.9	560	552	98.6	401	400	99.8	380	378	99.5	641	492	76.8	228	197	86.4	228	212	93.0
		5111250	2023	1				202	200	99.0	94	94	100.0	92	90	97.8	747	746	99.9	657	634	96.5	455	448	98.5	511	448	87.7	546	395	72.3	203	168	82.8	201	180	89.6
	THULASIBONE H	5111145	2024	1							14	13	92.9	12	10	83.3	24	24	100.0							12	12	100.0	14	14	100.0	10	9	90.0	9	8	88.9
		5111145	2023	1							10	10	100.0	10	8	80.0	19	19	100.0							10	9	90.0	9	9	100.0	11	8	72.7	10	10	100.0

Province Districts	Centre Name	Centre Number	Exam Date	Quintile	Accounting			Agricultural Sciences			Business Studies			Economics			English First Additional Language			Geography			History			Life Sciences			Mathematical Literacy			Mathematics			Physical Sciences		
					Total Wrote	Achieved 30 - 100%	% Achieved at 30% and Above	Total Wrote	Achieved 30 - 100%	% Achieved at 30% and Above	Total Wrote	Achieved 30 - 100%	% Achieved at 30% and Above	Total Wrote	Achieved 30 - 100%	% Achieved at 30% and Above	Total Wrote	Achieved 30 - 100%	% Achieved at 30% and Above	Total Wrote	Achieved 30 - 100%	% Achieved at 30% and Above	Total Wrote	Achieved 30 - 100%	% Achieved at 30% and Above	Total Wrote	Achieved 30 - 100%	% Achieved at 30% and Above	Total Wrote	Achieved 30 - 100%	% Achieved at 30% and Above	Total Wrote	Achieved 30 - 100%	% Achieved at 30% and Above	Total Wrote	Achieved 30 - 100%	% Achieved at 30% and Above
					UMFOLOZI H	5111146	2024	4				36	36	100.0	40	38	95.0				198	198	100.0	162	160	98.8	39	38	97.4	119	104	87.4	146	139	95.2	52	41
	5111146	2023	4				34	30	88.2	40	36	90.0	6	6	100.0	193	192	99.5	152	144	94.7	41	39	95.1	112	105	93.8	124	112	90.3	67	54	80.6	67	53	79.1	
VEZOBALA JS	5111147	2024	2	21	21	100.0	22	22	100.0	10	10	100.0	9	9	100.0	202	199	98.5	69	69	100.0				68	63	92.6	135	95	70.4	68	58	85.3	68	55	80.9	
	5111147	2023	2	34	30	88.2	19	17	89.5	18	17	94.4	18	14	77.8	210	209	99.5	78	78	100.0				71	58	81.7	136	96	70.6	75	49	65.3	71	56	78.9	
VUKANI-BANTWANA H	5111343	2024	1										32	18	56.3	41	41	100.0				32	29	90.6	9	9	100.0	32	26	81.3	9	9	100.0	9	5	55.6	
	5111343	2023	1										53	28	52.8	79	79	100.0				53	48	90.6	26	14	53.8	53	29	54.7	26	15	57.7	26	12	46.2	
VULAKWENILE JS	5111251	2024	2				22	22	100.0				22	22	100.0	113	113	100.0				91	83	91.2	22	22	100.0	91	68	74.7	22	9	40.9				
	5111251	2023	2				15	15	100.0				15	15	100.0	68	66	97.1				53	49	92.5	15	15	100.0	53	29	54.7	15	2	13.3				
ZAMINTUTHUKO S	5111258	2024	1				35	34	97.1	77	76	98.7				82	82	100.0	48	40	83.3	47	46	97.9	35	35	100.0	47	47	100.0	35	28	80.0	22	22	100.0	
	5111258	2023	1				40	34	85.0	125	99	79.2				125	121	96.8	85	40	47.1	85	74	87.1	40	33	82.5	85	41	48.2	37	11	29.7	34	18	52.9	
ZANDLAZETHU H	5111252	2024	2				27	27	100.0	23	23	100.0	22	21	95.5	93	93	100.0	66	61	92.4	37	36	97.3	65	41	63.1	60	53	88.3	27	20	74.1	27	16	59.3	
	5111252	2023	2	10	2	20.0	47	40	85.1	10	10	100.0	10	10	100.0	116	115	99.1	100	74	74.0	53	51	96.2	91	62	68.1	56	28	50.0	50	23	46.0	46	18	39.1	
ZENZELENI S	5111344	2024	2				67	63	94.0	31	31	100.0				96	96	100.0	29	20	69.0	29	29	100.0	67	65	97.0	60	52	86.7	35	22	62.9	35	19	54.3	
	5111344	2023	2				84	59	70.2	50	43	86.0				123	123	100.0	37	26	70.3	37	37	100.0	85	52	61.2	88	58	65.9	35	23	65.7	35	26	74.3	
ZIMELE S	5111350	2024	3	10	10	100.0	37	37	100.0	47	47	100.0				60	60	100.0				13	13	100.0	28	26	92.9	45	44	97.8	15	13	86.7	13	13	100.0	
	5111350	2023	3	3	3	100.0	27	21	77.8	33	30	90.9				42	42	100.0				12	12	100.0	42	35	83.3	32	26	81.3	10	10	100.0	9	9	100.0	
ZOMBIZWE H	5111253	2024	2				29	27	93.1							33	33	100.0	33	28	84.8				33	26	78.8	22	17	77.3	11	10	90.9	4	4	100.0	
	5111253	2023	2				32	32	100.0							39	39	100.0	39	38	97.4				39	34	87.2	24	21	87.5	15	11	73.3	7	7	100.0	
ZWILENKOSI JS	5111346	2024	1				21	18	85.7	21	19	90.5				21	20	95.2							21	14	66.7				21	4	19.0				
	5111346	2023	1				16	16	100.0	16	16	100.0				16	16	100.0							16	13	81.3				16	5	31.3				

Province Districts	Centre Name	Centre Number	Exam Date	Quintile	Accounting			Agricultural Sciences			Business Studies			Economics			English First Additional Language			Geography			History			Life Sciences			Mathematical Literacy			Mathematics			Physical Sciences		
					Total Wrote	Achieved 30 - 100%	% Achieved at 30% and Above	Total Wrote	Achieved 30 - 100%	% Achieved at 30% and Above	Total Wrote	Achieved 30 - 100%	% Achieved at 30% and Above	Total Wrote	Achieved 30 - 100%	% Achieved at 30% and Above	Total Wrote	Achieved 30 - 100%	% Achieved at 30% and Above	Total Wrote	Achieved 30 - 100%	% Achieved at 30% and Above	Total Wrote	Achieved 30 - 100%	% Achieved at 30% and Above	Total Wrote	Achieved 30 - 100%	% Achieved at 30% and Above	Total Wrote	Achieved 30 - 100%	% Achieved at 30% and Above	Total Wrote	Achieved 30 - 100%	% Achieved at 30% and Above	Total Wrote	Achieved 30 - 100%	% Achieved at 30% and Above
					UMLAZI	ADAMS COLLEGE	5411301	2024	4	134	126	94.0				32	32	100.0	32	32	100.0	346	346	100.0	212	211	99.5				314	309	98.4				346
		5411301	2023	4	126	118	93.7				34	34	100.0	34	34	100.0	311	311	100.0	185	184	99.5				277	267	96.4				310	169	54.5	277	183	66.1
	AJ MWELASE S	5411101	2024	4	26	13	50.0				88	36	40.9				112	112	100.0	13	11	84.6	42	35	83.3	11	6	54.5	70	24	34.3	42	6	14.3	24	8	33.3
		5411101	2023	4	22	8	36.4				60	22	36.7				75	74	98.7	6	6	100.0	22	20	90.9	9	8	88.9	47	21	44.7	28	11	39.3	15	9	60.0
	AL-FALAAH COLLEGE	5411201	2024	99	30	30	100.0				13	13	100.0							17	17	100.0				43	43	100.0	9	9	100.0	47	47	100.0	43	43	100.0
		5411201	2023	99	45	45	100.0				22	22	100.0							20	20	100.0				54	54	100.0	13	13	100.0	58	58	100.0	49	49	100.0
	AMANZIMTOTI H	5411302	2024	5	23	23	100.0				78	73	93.6							65	65	100.0	52	52	100.0	79	77	97.5	94	93	98.9	73	73	100.0	46	43	93.5
		5411302	2023	5	21	21	100.0				92	92	100.0							88	87	98.9	60	60	100.0	84	81	96.4	114	111	97.4	84	84	100.0	57	54	94.7
	APOLLO S	5411102	2024	5	21	17	81.0				100	97	97.0	36	31	86.1				68	66	97.1	44	44	100.0	58	45	77.6	120	119	99.2	67	54	80.6	43	36	83.7
		5411102	2023	5	27	23	85.2				61	53	86.9							43	43	100.0	49	48	98.0	64	50	78.1	76	68	89.5	49	40	81.6	36	30	83.3
	ARENA PARK S	5411103	2024	5	63	59	93.7				147	119	81.0	62	35	56.5				44	41	93.2	9	8	88.9	125	94	75.2	97	94	96.9	107	71	66.4	61	50	82.0
		5411103	2023	5	46	43	93.5				144	128	88.9	38	32	84.2				41	41	100.0	31	27	87.1	122	105	86.1	80	78	97.5	118	85	72.0	71	56	78.9
	ASOKA S	5411104	2024	4							62	47	75.8							62	51	82.3	31	28	90.3	91	50	54.9	124	85	68.5	37	18	48.6	35	22	62.9
		5411104	2023	4	12	4	33.3				67	41	61.2							69	58	84.1	38	37	97.4	97	52	53.6	119	90	75.6	38	14	36.8	24	13	54.2
	AVOCA SECONDARY SCHOOL	5411512	2024	5							68	54	79.4							33	33	100.0	77	77	100.0	49	40	81.6	124	110	88.7	29	24	82.8	29	20	69.0
		5411512	2023	5	21	21	100.0				41	33	80.5							22	17	77.3	21	21	100.0	43	33	76.7	106	83	78.3	21	19	90.5	21	20	95.2
	BECHET S	5411203	2024	5	41	33	80.5				95	87	91.6							68	65	95.6	61	58	95.1	62	47	75.8	140	125	89.3	32	21	65.6	15	15	100.0
		5411203	2023	5	36	19	52.8				126	104	82.5							103	86	83.5	85	72	84.7	102	70	68.6	151	115	76.2	60	23	38.3	30	22	73.3
	BLUFF CHRISTIAN ACADEMY	5411256	2024	99							9	9	100.0													9	9	100.0	5	5	100.0	4	2	50.0	4	4	100.0



Province Districts	Centre Name	Centre Number	Exam Date	Quintile	Accounting			Agricultural Sciences			Business Studies			Economics			English First Additional Language			Geography			History			Life Sciences			Mathematical Literacy			Mathematics			Physical Sciences				
					Total Wrote	Achieved 30 - 100%	% Achieved at 30% and Above	Total Wrote	Achieved 30 - 100%	% Achieved at 30% and Above	Total Wrote	Achieved 30 - 100%	% Achieved at 30% and Above	Total Wrote	Achieved 30 - 100%	% Achieved at 30% and Above	Total Wrote	Achieved 30 - 100%	% Achieved at 30% and Above	Total Wrote	Achieved 30 - 100%	% Achieved at 30% and Above	Total Wrote	Achieved 30 - 100%	% Achieved at 30% and Above	Total Wrote	Achieved 30 - 100%	% Achieved at 30% and Above	Total Wrote	Achieved 30 - 100%	% Achieved at 30% and Above	Total Wrote	Achieved 30 - 100%	% Achieved at 30% and Above	Total Wrote	Achieved 30 - 100%	% Achieved at 30% and Above		
					UMLAZI	BONELA S	5411204	2024	4	20	17	85.0				45	45	100.0	47	42	89.4	65	65	100.0	29	29	100.0	55	53	96.4	34	26	76.5	78	77	98.7	20	15	75.0
		5411204	2023	4	9	7	77.8				36	34	94.4	9	8	88.9	96	96	100.0	36	35	97.2	62	59	95.2	56	41	73.2	86	79	91.9	20	14	70.0	20	14	70.0		
	BRETTONWOOD H	5411105	2024	5	21	17	81.0				81	71	87.7	39	33	84.6				66	63	95.5	120	119	99.2	42	38	90.5	112	101	90.2	54	45	83.3	29	27	93.1		
		5411105	2023	5	24	15	62.5				79	66	83.5	60	46	76.7				71	66	93.0	124	122	98.4	43	27	62.8	112	100	89.3	45	28	62.2	15	11	73.3		
	BRINDHAVAN S	5411106	2024	4													57	56	98.2	17	17	100.0	48	40	83.3	17	13	76.5	79	40	50.6								
		5411106	2023	4													56	53	94.6	22	18	81.8	47	27	57.4	20	15	75.0	76	38	50.0								
	BURNWOOD S	5411205	2024	5	16	12	75.0				91	80	87.9				80	80	100.0				109	94	86.2	49	41	83.7	145	129	89.0	22	19	86.4	11	11	100.0		
		5411205	2023	5	6	5	83.3				57	53	93.0				72	72	100.0				114	106	93.0	51	39	76.5	127	112	88.2	26	16	61.5	14	13	92.9		
	CAMELOT COLLEGE	5411146	2024	99							7	2	28.6															7	6	85.7									
	CANAAN COLLEGE	5411442	2024	99	17	16	94.1				57	41	71.9									37	37	100.0	27	27	100.0	48	47	97.9	38	37	97.4	66	54	81.8	43	32	74.4
		5411442	2023	99	22	17	77.3				36	35	97.2									38	38	100.0	14	14	100.0	39	37	94.9	11	10	90.9	73	44	60.3	46	37	80.4
	CENTENARY S	5411206	2024	5	30	25	83.3				50	43	86.0									107	107	100.0	44	44	100.0	102	92	90.2	106	100	94.3	82	64	78.0	36	35	97.2
		5411206	2023	5	48	31	64.6				79	54	68.4	20	15	75.0						115	115	100.0	50	47	94.0	102	70	68.6	137	126	92.0	69	45	65.2	33	31	93.9
	CHARLES SABELO H	5411303	2024	3	7	1	14.3				49	34	69.4	7	6	85.7	65	64	98.5	58	38	65.5	58	46	79.3	22	15	68.2	46	27	58.7	19	5	26.3	16	8	50.0		
		5411303	2023	3	8	1	12.5				49	31	63.3	8	4	50.0	61	60	98.4	53	27	50.9	53	39	73.6	13	12	92.3	49	21	42.9	12	6	50.0	12	3	25.0		
	CHATSWORTH S	5411107	2024	5							29	14	48.3															29	21	72.4									
		5411107	2023	5							24	9	37.5															27	15	55.6									
	CHESTERVILLE EXTENSION S	5411207	2024	5	39	27	69.2	54	53	98.1	39	39	100.0	39	39	100.0	212	212	100.0	173	169	97.7	79	79	100.0	173	161	93.1	169	160	94.7	42	29	69.0	40	26	65.0		
		5411207	2023	5	51	37	72.5	33	27	81.8	51	51	100.0	51	42	82.4	147	147	100.0	96	94	97.9	34	34	100.0	96	92	95.8	113	107	94.7	34	29	85.3	29	23	79.3		
	CHESTERVILLE S	5411208	2024	3	28	10	35.7	7	7	100.0	27	27	100.0	27	25	92.6	118	118	100.0	28	25	89.3	19	19	100.0	22	21	95.5	88	73	83.0	16	10	62.5	16	9	56.3		
		5411208	2023	3	29	10	34.5	12	12	100.0	25	24	96.0	25	22	88.0	121	121	100.0	43	28	65.1	27	27	100.0	23	19	82.6	78	64	82.1	23	5	21.7	21	9	42.9		

Province Districts	Centre Name	Centre Number	Exam Date	Quintile	Accounting			Agricultural Sciences			Business Studies			Economics			English First Additional Language			Geography			History			Life Sciences			Mathematical Literacy			Mathematics			Physical Sciences		
					Total Wrote	Achieved 30 - 100%	% Achieved at 30% and Above	Total Wrote	Achieved 30 - 100%	% Achieved at 30% and Above	Total Wrote	Achieved 30 - 100%	% Achieved at 30% and Above	Total Wrote	Achieved 30 - 100%	% Achieved at 30% and Above	Total Wrote	Achieved 30 - 100%	% Achieved at 30% and Above	Total Wrote	Achieved 30 - 100%	% Achieved at 30% and Above	Total Wrote	Achieved 30 - 100%	% Achieved at 30% and Above	Total Wrote	Achieved 30 - 100%	% Achieved at 30% and Above	Total Wrote	Achieved 30 - 100%	% Achieved at 30% and Above	Total Wrote	Achieved 30 - 100%	% Achieved at 30% and Above			
					UMLAZI	CLAIRWOOD S	5411401	2024	5						15	15	100.0				117	117	100.0	35	35	100.0				35	33	94.3	47	41	87.2	20	16
		5411401	2023	5						52	47	90.4				112	112	100.0	70	69	98.6				71	50	70.4	87	69	79.3	23	23	100.0	23	22	95.7	
	CRESCENT GIRLS' H	5411210	2024	99	11	11	100.0			28	28	100.0	6	6	100.0				18	18	100.0				37	37	100.0	22	22	100.0	23	22	95.7	13	13	100.0	
		5411210	2023	99	11	11	100.0			31	31	100.0	7	7	100.0				32	32	100.0				46	44	95.7	17	17	100.0	39	39	100.0	23	23	100.0	
	CROSSMOOR S	5411109	2024	4	66	41	62.1			106	92	86.8	34	26	76.5				97	88	90.7				110	90	81.8	143	131	91.6	50	47	94.0	45	30	66.7	
		5411109	2023	4	93	51	54.8			113	89	78.8	39	29	74.4				121	113	93.4				91	75	82.4	147	140	95.2	65	54	83.1	41	31	75.6	
	DANVILLE PARK GIRLS' H	5411211	2024	5	17	17	100.0			55	54	98.2							42	42	100.0	32	32	100.0	110	108	98.2	43	43	100.0	97	94	96.9	74	73	98.6	
		5411211	2023	5	33	33	100.0			31	31	100.0							59	59	100.0	28	28	100.0	105	103	98.1	41	41	100.0	90	87	96.7	59	59	100.0	
	DLOKO H	5411402	2024	3	9	4	44.4			9	7	77.8	9	4	44.4	113	111	98.2	104	68	65.4	81	71	87.7	62	24	38.7	81	42	51.9	32	7	21.9	23	8	34.8	
		5411402	2023	3	7	2	28.6			7	6	85.7	7	6	85.7	87	87	100.0	80	59	73.8	52	46	88.5	58	24	41.4	59	29	49.2	28	11	39.3	28	12	42.9	
	DOKKIES	5511000	2024	99	24	9	37.5	19	10	52.6	80	33	41.3	28	8	28.6	91	90	98.9	75	31	41.3	69	36	52.2	82	28	34.1	85	45	52.9	67	23	34.3	42	12	28.6
		5511000	2023	99	52	16	30.8	50	21	42.0	208	119	57.2	84	25	29.8	224	214	95.5	175	113	64.6	109	83	76.1	211	95	45.0	235	144	61.3	152	46	30.3	114	38	33.3
	DR NEMBULA H	5411304	2024	3	22	15	68.2			27	26	96.3	24	20	83.3	67	67	100.0	40	40	100.0	21	21	100.0	43	42	97.7	42	41	97.6	25	15	60.0	23	15	65.2	
		5411304	2023	3	20	18	90.0			20	20	100.0	20	20	100.0	74	74	100.0	24	24	100.0	31	31	100.0	53	52	98.1	48	45	93.8	26	20	76.9	23	21	91.3	
	DUMISANI MAKHAYE H	5411143	2024	3	27	23	85.2	35	35	100.0	100	94	94.0	26	23	88.5	181	180	99.4	79	65	82.3	87	87	100.0	35	26	74.3	140	123	87.9	39	28	71.8	21	21	100.0
		5411143	2023	3	19	11	57.9	31	29	93.5	59	43	72.9	15	12	80.0	120	120	100.0	53	49	92.5	59	59	100.0	32	30	93.8	81	63	77.8	38	21	55.3	28	28	100.0
	DURBAN ACADEMY H	5411212	2024	5	16	16	100.0			35	35	100.0							26	26	100.0	19	19	100.0	43	39	90.7	45	45	100.0	33	32	97.0	24	23	95.8	
		5411212	2023	5	29	22	75.9			59	59	100.0							25	25	100.0	22	22	100.0	60	50	83.3	69	69	100.0	29	26	89.7	23	20	87.0	
	DURBAN COMMERCIAL COLLEGE	5411254	2024	99	2	1	50.0	3	3	100.0	10	5	50.0	1	1	100.0	26	25	96.2	23	13	56.5	7	3	42.9	22	14	63.6	14	8	57.1	18	3	16.7	17	5	29.4

Province Districts	Centre Name	Centre Number	Exam Date	Quintile	Accounting			Agricultural Sciences			Business Studies			Economics			English First Additional Language			Geography			History			Life Sciences			Mathematical Literacy			Mathematics			Physical Sciences			
					Total Wrote	Achieved 30 - 100%	% Achieved at 30% and Above	Total Wrote	Achieved 30 - 100%	% Achieved at 30% and Above	Total Wrote	Achieved 30 - 100%	% Achieved at 30% and Above	Total Wrote	Achieved 30 - 100%	% Achieved at 30% and Above	Total Wrote	Achieved 30 - 100%	% Achieved at 30% and Above	Total Wrote	Achieved 30 - 100%	% Achieved at 30% and Above	Total Wrote	Achieved 30 - 100%	% Achieved at 30% and Above	Total Wrote	Achieved 30 - 100%	% Achieved at 30% and Above	Total Wrote	Achieved 30 - 100%	% Achieved at 30% and Above	Total Wrote	Achieved 30 - 100%	% Achieved at 30% and Above	Total Wrote	Achieved 30 - 100%	% Achieved at 30% and Above	
					UMHLAZI	DURBAN GIRLS' H	5411110	2024	5	46	46	100.0				73	73	100.0							57	57	100.0	57	57	100.0	200	200	100.0	64	64	100.0	145	141
		5411110	2023	5	65	65	100.0				82	82	100.0							39	39	100.0	55	55	100.0	207	206	99.5	80	80	100.0	136	136	100.0	85	84	98.8	
	DURBAN GIRLS' S	5411214	2024	5	30	24	80.0				30	30	100.0	30	30	100.0				107	107	100.0	90	90	100.0	107	97	90.7	96	89	92.7	96	55	57.3	44	35	79.5	
		5411214	2023	5	41	21	51.2				41	36	87.8							79	79	100.0	73	72	98.6	79	66	83.5	114	99	86.8	60	44	73.3	39	32	82.1	
	DURBAN H	5411215	2024	5	44	43	97.7				96	86	89.6	55	49	89.1				36	35	97.2	68	64	94.1	65	62	95.4	81	81	100.0	86	82	95.3	61	59	96.7	
		5411215	2023	5	48	46	95.8				72	65	90.3	42	41	97.6				59	59	100.0	61	60	98.4	60	57	95.0	86	85	98.8	85	83	97.6	66	64	97.0	
	DURBAN MATRIC & FET ACADEMY	5411253	2024	99	2	1	50.0				21	16	76.2	2	1	50.0	5	5	100.0	20	17	85.0	3	2	66.7	18	13	72.2	15	14	93.3	8	3	37.5				
		5411253	2023	99	2	2	100.0				26	19	73.1	2	2	100.0	15	15	100.0	24	24	100.0	2	2	100.0	28	17	60.7	12	11	91.7	18	5	27.8	4	4	100.0	
	DURBAN NORTH COLLEGE	5411216	2024	5	15	15	100.0				37	33	89.2				6	6	100.0	47	47	100.0	18	18	100.0	22	21	95.5	36	36	100.0	42	34	81.0	24	23	95.8	
		5411216	2023	5	12	12	100.0				22	22	100.0				7	7	100.0	32	32	100.0	10	10	100.0	28	26	92.9	35	35	100.0	28	27	96.4	17	17	100.0	
	EDEN COLLEGE DURBAN	5411108	2024	99	7	7	100.0				23	23	100.0							8	8	100.0	12	12	100.0	24	24	100.0	4	4	100.0	37	37	100.0	29	29	100.0	
		5411108	2023	99	16	14	87.5				16	16	100.0							11	11	100.0	14	14	100.0	16	16	100.0	5	5	100.0	33	32	97.0	23	22	95.7	
	EFFINGHAM S	5411217	2024	4	20	18	90.0				89	69	77.5	41	34	82.9				87	78	89.7				69	55	79.7	91	83	91.2	50	30	60.0	23	14	60.9	
		5411217	2023	4	23	23	100.0				76	57	75.0	32	31	96.9				105	97	92.4				86	68	79.1	74	69	93.2	75	40	53.3	46	39	84.8	
	EKWAZINI H	5411403	2024	4	23	22	95.7				23	18	78.3	23	20	87.0	154	152	98.7	82	71	86.6	87	78	89.7	30	29	96.7	100	62	62.0	54	22	40.7	30	29	96.7	
		5411403	2023	4	18	18	100.0				17	17	100.0	18	17	94.4	126	124	98.4	62	54	87.1	60	52	86.7	35	22	62.9	73	43	58.9	53	13	24.5	35	21	60.0	
	EMBIZWENI H	5411404	2024	3							54	48	88.9	55	25	45.5	178	178	100.0	135	126	93.3	64	64	100.0	85	62	72.9	93	92	98.9	85	46	54.1	59	39	66.1	
		5411404	2023	3	9	4	44.4				36	28	77.8	36	19	52.8	144	144	100.0	106	99	93.4	50	49	98.0	78	49	62.8	54	50	92.6	89	34	38.2	58	38	65.5	
	ENALENI S	5411405	2024	4	14	12	85.7				30	20	66.7	30	23	76.7	112	112	100.0	55	52	94.5	64	62	96.9	52	30	57.7	94	72	76.6	19	15	78.9	19	12	63.2	
		5411405	2023	4	15	11	73.3				22	14	63.6	22	10	45.5	76	76	100.0	31	28	90.3	40	38	95.0	39	20	51.3	61	39	63.9	15	13	86.7	14	9	64.3	

Province Districts	Centre Name	Centre Number	Exam Date	Quintile	Accounting			Agricultural Sciences			Business Studies			Economics			English First Additional Language			Geography			History			Life Sciences			Mathematical Literacy			Mathematics			Physical Sciences		
					Total Wrote	Achieved 30 - 100%	% Achieved at 30% and Above	Total Wrote	Achieved 30 - 100%	% Achieved at 30% and Above	Total Wrote	Achieved 30 - 100%	% Achieved at 30% and Above	Total Wrote	Achieved 30 - 100%	% Achieved at 30% and Above	Total Wrote	Achieved 30 - 100%	% Achieved at 30% and Above	Total Wrote	Achieved 30 - 100%	% Achieved at 30% and Above	Total Wrote	Achieved 30 - 100%	% Achieved at 30% and Above	Total Wrote	Achieved 30 - 100%	% Achieved at 30% and Above	Total Wrote	Achieved 30 - 100%	% Achieved at 30% and Above	Total Wrote	Achieved 30 - 100%	% Achieved at 30% and Above	Total Wrote	Achieved 30 - 100%	% Achieved at 30% and Above
					ESIZIBENI SIVANANDA VASWANI COMP H	5411306	2024	3	24	18	75.0				24	22	91.7	24	14	58.3	186	186	100.0	129	104	80.6	64	53	82.8	65	55	84.6	64	54	84.4	107	52
	5411306	2023	3	26	14	53.8				26	21	80.8	26	14	53.8	177	176	99.4	119	86	72.3	52	28	53.8	68	52	76.5	52	38	73.1	124	32	25.8	98	54	55.1	
FAIRVALE S	5411218	2024	5							73	67	91.8	26	18	69.2				52	51	98.1	67	64	95.5	48	45	93.8	93	87	93.5	48	44	91.7	40	31	77.5	
	5411218	2023	5	18	15	83.3				62	48	77.4	29	17	58.6				43	39	90.7	54	51	94.4	74	57	77.0	92	81	88.0	49	30	61.2	43	33	76.7	
FOLWENI H	5411307	2024	3	5	4	80.0	12	12	100.0	6	6	100.0	16	15	93.8	69	69	100.0	38	38	100.0	28	28	100.0	14	14	100.0	28	17	60.7	30	11	36.7	14	10	71.4	
	5411307	2023	3	8	7	87.5	22	18	81.8	8	8	100.0	19	19	100.0	93	93	100.0	42	42	100.0	21	21	100.0	27	24	88.9	21	14	66.7	56	15	26.8	27	21	77.8	
FUNDINDUKU S	5411308	2024	3							22	21	95.5	21	19	90.5	78	78	100.0	45	28	62.2	44	42	95.5	13	12	92.3	66	54	81.8	13	4	30.8	13	6	46.2	
	5411308	2023	3							22	21	95.5	22	7	31.8	77	77	100.0	41	24	58.5	41	41	100.0	16	16	100.0	63	53	84.1	14	11	78.6	15	12	80.0	
GANGES S	5411406	2024	4	15	8	53.3				21	19	90.5				91	91	100.0	61	53	86.9	29	29	100.0	39	23	59.0	129	104	80.6							
	5411406	2023	4	19	9	47.4				86	61	70.9	21	16	76.2	129	129	100.0	85	74	87.1	36	36	100.0	55	40	72.7	168	126	75.0	21	11	52.4	17	12	70.6	
GEORGE CAMPBELL TECHNICAL H	5411220	2024	5																																		
	5411220	2023	5																																		
GLENOVER S	5411111	2024	5							39	29	74.4				10	10	100.0				14	14	100.0	12	10	83.3	32	27	84.4	7	2	28.6				
	5411111	2023	5							35	20	57.1				30	30	100.0				37	25	67.6	21	11	52.4	30	21	70.0	19	2	10.5				
GLENWOOD H	5411112	2024	5	33	31	93.9				87	81	93.1							17	17	100.0	41	41	100.0	67	58	86.6	66	64	97.0	102	86	84.3	65	46	70.8	
	5411112	2023	5	34	31	91.2				83	79	95.2							27	26	96.3	53	53	100.0	58	53	91.4	56	53	94.6	133	114	85.7	88	73	83.0	
GROSVENOR BOYS' H	5411221	2024	5	18	18	100.0				48	44	91.7							38	38	100.0				39	29	74.4	51	51	100.0	21	20	95.2	13	12	92.3	
	5411221	2023	5	23	19	82.6				40	35	87.5							33	33	100.0				46	34	73.9	38	38	100.0	49	22	44.9	36	26	72.2	
GROSVENOR GIRLS' H	5411222	2024	5	28	23	82.1				89	82	92.1							32	32	100.0	118	118	100.0	99	84	84.8	85	84	98.8	64	51	79.7	26	25	96.2	
	5411222	2023	5	27	24	88.9				79	74	93.7							17	17	100.0	91	91	100.0	75	63	84.0	66	64	97.0	58	47	81.0	28	27	96.4	

Province Districts	Centre Name	Centre Number	Exam Date	Quintile	Accounting			Agricultural Sciences			Business Studies			Economics			English First Additional Language			Geography			History			Life Sciences			Mathematical Literacy			Mathematics			Physical Sciences		
					Total Wrote	Achieved 30 - 100%	% Achieved at 30% and Above	Total Wrote	Achieved 30 - 100%	% Achieved at 30% and Above	Total Wrote	Achieved 30 - 100%	% Achieved at 30% and Above	Total Wrote	Achieved 30 - 100%	% Achieved at 30% and Above	Total Wrote	Achieved 30 - 100%	% Achieved at 30% and Above	Total Wrote	Achieved 30 - 100%	% Achieved at 30% and Above	Total Wrote	Achieved 30 - 100%	% Achieved at 30% and Above	Total Wrote	Achieved 30 - 100%	% Achieved at 30% and Above	Total Wrote	Achieved 30 - 100%	% Achieved at 30% and Above	Total Wrote	Achieved 30 - 100%	% Achieved at 30% and Above	Total Wrote	Achieved 30 - 100%	% Achieved at 30% and Above
					UMLAZI	HAMILTON MAKHANYA S	5411309	2024	3	12	12	100.0				12	12	100.0	12	12	100.0	69	69	100.0	57	57	100.0	38	38	100.0	57	47	82.5	41	41	100.0	28
		5411309	2023	3	14	13	92.9				14	14	100.0	14	14	100.0	53	53	100.0	39	38	97.4	18	18	100.0	39	22	56.4	26	24	92.3	27	18	66.7	21	21	100.0
	HILLGROVE S	5411223	2024	5	16	8	50.0	24	24	100.0	50	38	76.0				170	170	100.0	87	84	96.6	69	68	98.6	99	68	68.7	117	111	94.9	39	37	94.9	39	29	74.4
		5411223	2023	5	27	21	77.8	36	34	94.4	46	45	97.8	20	16	80.0	188	187	99.5	69	66	95.7	97	92	94.8	120	87	72.5	163	145	89.0	57	47	82.5	49	45	91.8
	HOLY FAMILY COLLEGE	5411142	2024	99	3	3	100.0				12	5	41.7							22	21	95.5	18	18	100.0	12	12	100.0	20	20	100.0	13	11	84.6	8	4	50.0
		5411142	2023	99	7	4	57.1				11	6	54.5							17	17	100.0	8	8	100.0	11	11	100.0	14	14	100.0	17	12	70.6	9	8	88.9
	HUNT ROAD S	5411224	2024	5	18	14	77.8				18	17	94.4	18	10	55.6				56	56	100.0	20	20	100.0	36	34	94.4	20	20	100.0	54	38	70.4	36	27	75.0
		5411224	2023	5	24	17	70.8				24	24	100.0	24	15	62.5				65	63	96.9	30	27	90.0	35	33	94.3	30	28	93.3	57	30	52.6	33	24	72.7
	IGAGASI H	5411407	2024	4	19	16	84.2				85	76	89.4	21	19	90.5	161	161	100.0	77	74	96.1	73	73	100.0	62	55	88.7	105	82	78.1	50	39	78.0	43	33	76.7
		5411407	2023	4	15	11	73.3				88	63	71.6	30	24	80.0	181	181	100.0	92	85	92.4	132	131	99.2	45	35	77.8	120	71	59.2	61	32	52.5	29	18	62.1
	IHSAAN BOYS' COLLEGE	5411113	2024	99	7	7	100.0				10	10	100.0							14	14	100.0				10	10	100.0	10	10	100.0	10	7	70.0	6	5	83.3
		5411113	2023	99	5	5	100.0				11	11	100.0							10	10	100.0				2	2	100.0	6	6	100.0	7	7	100.0	3	3	100.0
	IHSAAN GIRLS' COLLEGE	5411114	2024	99	3	3	100.0				29	28	96.6													25	25	100.0	22	21	95.5	14	10	71.4	7	7	100.0
		5411114	2023	99	14	14	100.0				21	19	90.5													25	25	100.0	14	14	100.0	22	18	81.8	15	14	93.3
	ISIPINGO S	5411409	2024	4	26	22	84.6				74	48	64.9							81	76	93.8	55	52	94.5	57	54	94.7	74	68	91.9	57	48	84.2	57	43	75.4
		5411409	2023	4	32	26	81.3				37	20	54.1							77	72	93.5	76	73	96.1	109	89	81.7	76	66	86.8	70	57	81.4	70	58	82.9
	ISISUSA S	5411311	2024	1	14	9	64.3				45	30	66.7	12	7	58.3	66	66	100.0	19	13	68.4	34	34	100.0	20	8	40.0	36	13	36.1	26	1	3.8	18	2	11.1
		5411311	2023	1	6	6	100.0				12	12	100.0	11	11	100.0	44	44	100.0	32	30	93.8	33	31	93.9	32	24	75.0	33	9	27.3	12	4	33.3			
	ISLAMIC DAWAH COLLEGE	5411249	2024	99	2	2	100.0				12	9	75.0	12	11	91.7	12	12	100.0				10	10	100.0				6	6	100.0	6	1	16.7			
		5411249	2023	99	3	3	100.0				15	14	93.3	15	14	93.3	15	15	100.0				12	12	100.0				5	4	80.0	10	2	20.0			

Province Districts	Centre Name	Centre Number	Exam Date	Quintile	Accounting			Agricultural Sciences			Business Studies			Economics			English First Additional Language			Geography			History			Life Sciences			Mathematical Literacy			Mathematics			Physical Sciences		
					Total Wrote	Achieved 30 - 100%	% Achieved at 30% and Above	Total Wrote	Achieved 30 - 100%	% Achieved at 30% and Above	Total Wrote	Achieved 30 - 100%	% Achieved at 30% and Above	Total Wrote	Achieved 30 - 100%	% Achieved at 30% and Above	Total Wrote	Achieved 30 - 100%	% Achieved at 30% and Above	Total Wrote	Achieved 30 - 100%	% Achieved at 30% and Above	Total Wrote	Achieved 30 - 100%	% Achieved at 30% and Above	Total Wrote	Achieved 30 - 100%	% Achieved at 30% and Above	Total Wrote	Achieved 30 - 100%	% Achieved at 30% and Above	Total Wrote	Achieved 30 - 100%	% Achieved at 30% and Above	Total Wrote	Achieved 30 - 100%	% Achieved at 30% and Above
					ISOLEMAMBA S	5411312	2024	2	26	9	34.6	116	81	69.8	59	41	69.5	26	12	46.2	250	250	100.0	190	176	92.6	102	96	94.1	205	94	45.9	34	25	73.5	192	46
	5411312	2023	2	35	35	100.0	61	61	100.0	107	105	98.1	35	33	94.3	343	342	99.7	236	234	99.2	199	183	92.0	289	281	97.2	72	60	83.3	249	220	88.4	9	9	100.0	
KHARWASTAN S	5411115	2024	5	88	82	93.2				133	129	97.0	44	43	97.7				33	33	100.0	67	67	100.0	101	94	93.1	87	86	98.9	100	95	95.0	52	51	98.1	
	5411115	2023	5	65	62	95.4				134	129	96.3	47	45	95.7				64	64	100.0	76	76	100.0	116	106	91.4	86	84	97.7	117	108	92.3	56	56	100.0	
KING SHAKA H	5411116	2024	4	21	15	71.4	28	28	100.0	31	31	100.0	21	19	90.5	82	81	98.8	24	23	95.8	40	34	85.0	38	28	73.7	36	15	41.7	46	18	39.1	21	15	71.4	
	5411116	2023	4	23	6	26.1	27	25	92.6	24	19	79.2	24	16	66.7	80	80	100.0	36	25	69.4	42	32	76.2	42	25	59.5	42	17	40.5	38	6	15.8	15	12	80.0	
KINGSWAY H	5411314	2024	5	27	27	100.0				33	33	100.0							54	54	100.0	34	34	100.0	147	141	95.9	30	30	100.0	158	130	82.3	114	85	74.6	
	5411314	2023	5	35	29	82.9				58	55	94.8							67	67	100.0	30	29	96.7	151	124	82.1	50	50	100.0	135	111	82.2	86	70	81.4	
KUSWAG	5411315	2024	5	9	8	88.9				37	37	100.0				77	77	100.0	27	27	100.0	6	6	100.0	13	12	92.3	60	60	100.0	17	16	94.1	10	10	100.0	
	5411315	2023	5	5	4	80.0				13	10	76.9				53	53	100.0	22	19	86.4	5	5	100.0	16	10	62.5	41	41	100.0	12	11	91.7	5	2	40.0	
KWAMAKHUTHA COMPREHENSIVE H	5411316	2024	4	70	51	72.9				46	43	93.5	46	33	71.7	229	229	100.0	131	118	90.1	100	98	98.0	84	73	86.9	124	83	66.9	105	12	11.4	83	27	32.5	
	5411316	2023	4	69	48	69.6				51	45	88.2	51	42	82.4	200	200	100.0	94	83	88.3	59	59	100.0	81	64	79.0	59	44	74.6	141	23	16.3	90	40	44.4	
KWAMATHANDA H	5411410	2024	4	12	6	50.0				12	12	100.0	12	10	83.3	48	48	100.0	36	34	94.4	24	23	95.8	12	12	100.0	36	26	72.2	12	9	75.0	12	12	100.0	
	5411410	2023	4	9	5	55.6				9	7	77.8	9	9	100.0	42	42	100.0	33	29	87.9	19	19	100.0	15	14	93.3	25	18	72.0	17	9	52.9	14	11	78.6	
KWAMGAGA H	5411411	2024	4	24	11	45.8	73	60	82.2	106	102	96.2	24	20	83.3	133	133	100.0	109	99	90.8	42	41	97.6	55	38	69.1	54	45	83.3	79	9	11.4	27	8	29.6	
	5411411	2023	4	14	9	64.3	108	70	64.8	118	94	79.7	14	11	78.6	160	160	100.0	146	109	74.7	43	25	58.1	79	48	60.8	65	30	46.2	92	10	10.9	42	20	47.6	
KWASANTI PUBLIC S	5411117	2024	3	22	18	81.8				137	95	69.3	17	15	88.2	198	197	99.5	97	68	70.1	73	52	71.2	107	45	42.1	150	116	77.3	47	24	51.1	30	10	33.3	
	5411117	2023	3	31	17	54.8				190	139	73.2	27	19	70.4	262	259	98.9	128	86	67.2	108	79	73.1	128	58	45.3	203	137	67.5	60	23	38.3	33	15	45.5	
LAKEHAVEN S	5411225	2024	5	18	15	83.3				19	18	94.7	14	14	100.0				51	42	82.4	27	27	100.0	20	10	50.0	76	57	75.0	7	5	71.4				
	5411225	2023	5	12	10	83.3				11	10	90.9	7	7	100.0				42	39	92.9	30	30	100.0	10	5	50.0	57	48	84.2	8	5	62.5				

Province Districts	Centre Name	Centre Number	Exam Date	Quintile	Accounting			Agricultural Sciences			Business Studies			Economics			English First Additional Language			Geography			History			Life Sciences			Mathematical Literacy			Mathematics			Physical Sciences			
					Total Wrote	Achieved 30 - 100%	% Achieved at 30% and Above	Total Wrote	Achieved 30 - 100%	% Achieved at 30% and Above	Total Wrote	Achieved 30 - 100%	% Achieved at 30% and Above	Total Wrote	Achieved 30 - 100%	% Achieved at 30% and Above	Total Wrote	Achieved 30 - 100%	% Achieved at 30% and Above	Total Wrote	Achieved 30 - 100%	% Achieved at 30% and Above	Total Wrote	Achieved 30 - 100%	% Achieved at 30% and Above	Total Wrote	Achieved 30 - 100%	% Achieved at 30% and Above	Total Wrote	Achieved 30 - 100%	% Achieved at 30% and Above	Total Wrote	Achieved 30 - 100%	% Achieved at 30% and Above	Total Wrote	Achieved 30 - 100%	% Achieved at 30% and Above	
					UMLAZI	LAMONTVILLE H	5411118	2024	4	72	58	80.6	39	36	92.3	51	48	94.1	50	44	88.0	171	171	100.0	100	88	88.0	71	64	90.1	44	40	90.9	93	55	59.1	80	58
		5411118	2023	4	47	23	48.9	39	35	89.7	47	34	72.3	47	21	44.7	169	169	100.0	121	88	72.7	61	53	86.9	43	34	79.1	83	40	48.2	86	42	48.8	61	29	47.5	
	LUGOBE S	5411317	2024	3	11	11	100.0				15	15	100.0	15	12	80.0	75	75	100.0	51	51	100.0	31	31	100.0	53	53	100.0	24	21	87.5	38	20	52.6	27	15	55.6	
		5411317	2023	3	7	6	85.7				8	8	100.0	8	8	100.0	63	63	100.0	51	50	98.0	28	28	100.0	50	40	80.0	25	21	84.0	30	14	46.7	26	9	34.6	
	MAFUMBUKA H	5411412	2024	4							25	19	76.0	24	15	62.5	91	91	100.0	20	19	95.0	46	46	100.0	35	19	54.3	70	46	65.7	20	10	50.0	20	7	35.0	
		5411412	2023	4							58	53	91.4	27	20	74.1	95	94	98.9	17	17	100.0	80	79	98.8	33	14	42.4	77	38	49.4	16	5	31.3	14	8	57.1	
	MAKHUMBUZA H	5411413	2024	3	23	21	91.3	60	53	88.3	89	77	86.5	52	41	78.8	256	255	99.6	69	53	76.8	118	98	83.1	126	58	46.0	114	58	50.9	95	56	58.9	53	26	49.1	
		5411413	2023	3	13	12	92.3	31	28	90.3	49	46	93.9	18	18	100.0	117	115	98.3	25	25	100.0	42	42	100.0	56	40	71.4	42	32	76.2	53	24	45.3	43	16	37.2	
	MARGOT FONTEIN S	5411119	2024	2	40	28	70.0	36	34	94.4	41	37	90.2	41	40	97.6	205	204	99.5	105	82	78.1	87	84	96.6	36	36	100.0	150	113	75.3	55	22	40.0	36	18	50.0	
		5411119	2023	2	53	40	75.5	22	22	100.0	53	53	100.0	53	49	92.5	181	181	100.0	92	55	59.8	66	63	95.5	22	22	100.0	130	79	60.8	51	28	54.9	22	18	81.8	
	MARKLANDS S	5411120	2024	5	44	25	56.8				51	46	90.2							24	24	100.0	55	55	100.0	67	54	80.6	74	64	86.5	43	25	58.1	26	25	96.2	
		5411120	2023	5	26	16	61.5				61	48	78.7										43	43	100.0	66	44	66.7	87	68	78.2	32	9	28.1	21	16	76.2	
	MASAKHANENI SS	5411318	2024	4							24	15	62.5				87	87	100.0	55	52	94.5	39	39	100.0	24	21	87.5	63	56	88.9	24	20	83.3	24	20	83.3	
		5411318	2023	4							7	4	57.1				64	64	100.0	39	33	84.6	37	24	64.9	16	13	81.3	37	28	75.7	8	7	87.5	10	8	80.0	
	MASIBAMBANE S	5411330	2024	3	20	18	90.0				9	9	100.0	9	9	100.0	119	119	100.0	99	75	75.8	19	19	100.0	44	42	95.5	68	41	60.3	51	26	51.0	44	30	68.2	
		5411330	2023	3	32	19	59.4				24	20	83.3	24	15	62.5	118	117	99.2	84	63	75.0	11	11	100.0	50	41	82.0	58	40	69.0	60	25	41.7	50	32	64.0	
	MASON LINCOLN SPECIAL	5411414	2024	99	12	7	58.3				12	12	100.0	12	5	41.7	12	12	100.0																			
		5411414	2023	99	6	6	100.0				6	6	100.0	6	4	66.7	6	6	100.0																			
	MATHINTA SECONDARY SCHOOL	5411744	2024	3	9	9	100.0	22	22	100.0	22	22	100.0	12	12	100.0	72	72	100.0	28	28	100.0	38	38	100.0	22	21	95.5	50	47	94.0	22	21	95.5	22	22	100.0	
		5411744	2023	3	8	7	87.5	14	13	92.9	8	8	100.0	8	8	100.0	59	59	100.0	37	37	100.0	37	37	100.0	14	13	92.9	45	43	95.6	14	12	85.7	14	14	100.0	



Province Districts	Centre Name	Centre Number	Exam Date	Quintile	Accounting			Agricultural Sciences			Business Studies			Economics			English First Additional Language			Geography			History			Life Sciences			Mathematical Literacy			Mathematics			Physical Sciences		
					Total Wrote	Achieved 30 - 100%	% Achieved at 30% and Above	Total Wrote	Achieved 30 - 100%	% Achieved at 30% and Above	Total Wrote	Achieved 30 - 100%	% Achieved at 30% and Above	Total Wrote	Achieved 30 - 100%	% Achieved at 30% and Above	Total Wrote	Achieved 30 - 100%	% Achieved at 30% and Above	Total Wrote	Achieved 30 - 100%	% Achieved at 30% and Above	Total Wrote	Achieved 30 - 100%	% Achieved at 30% and Above	Total Wrote	Achieved 30 - 100%	% Achieved at 30% and Above	Total Wrote	Achieved 30 - 100%	% Achieved at 30% and Above	Total Wrote	Achieved 30 - 100%	% Achieved at 30% and Above	Total Wrote	Achieved 30 - 100%	% Achieved at 30% and Above
					UMHLAZI	MAYVILLE S	5411226	2024	3	44	33	75.0				44	38	86.4	45	36	80.0	196	194	99.0	7	6	85.7	86	68	79.1	22	20	90.9	172	90	52.3	19
		5411226	2023	3	37	29	78.4				37	28	75.7	37	28	75.7	156	154	98.7	6	6	100.0	58	35	60.3	15	14	93.3	136	76	55.9	21	19	90.5	21	19	90.5
	MBAMBANGWE S	5411319	2024	3	19	14	73.7				19	19	100.0	19	19	100.0	87	87	100.0	68	68	100.0	43	43	100.0	25	21	84.0	42	33	78.6	45	27	60.0	25	16	64.0
		5411319	2023	3	15	13	86.7				15	15	100.0	15	15	100.0	86	86	100.0	71	70	98.6	33	33	100.0	38	33	86.8	29	22	75.9	57	39	68.4	38	29	76.3
	MCOTHOYI S	5411320	2024	3												78	78	100.0	78	72	92.3	56	51	91.1	22	21	95.5	56	46	82.1	19	16	84.2	22	14	63.6	
		5411320	2023	3												89	89	100.0	89	80	89.9	58	55	94.8	31	31	100.0	58	51	87.9	31	23	74.2	31	19	61.3	
	MEADOWLANDS S	5411121	2024	5	24	22	91.7				74	65	87.8							57	50	87.7				45	31	68.9	66	57	86.4	41	26	63.4	23	17	73.9
		5411121	2023	5	31	20	64.5				51	44	86.3							39	33	84.6				31	29	93.5	50	43	86.0	53	27	50.9	36	23	63.9
	MENZI H	5411415	2024	4	98	98	100.0				43	43	100.0	43	43	100.0	217	217	100.0	119	119	100.0	59	59	100.0	174	168	96.6	72	72	100.0	145	141	97.2	115	112	97.4
		5411415	2023	4	102	102	100.0				47	47	100.0	47	47	100.0	246	246	100.0	144	144	100.0	87	87	100.0	199	192	96.5	87	87	100.0	159	143	89.9	112	111	99.1
	MEREBANK S	5411416	2024	5	57	48	84.2				54	52	96.3	28	24	85.7	53	53	100.0	24	24	100.0	53	53	100.0	92	77	83.7	101	93	92.1	69	49	71.0	52	45	86.5
		5411416	2023	5	76	49	64.5				55	48	87.3	67	43	64.2				32	29	90.6	46	46	100.0	79	68	86.1	98	86	87.8	91	57	62.6	56	44	78.6
	MHAWU H	5411321	2024	3	9	7	77.8				7	7	100.0				42	42	100.0	35	35	100.0	21	21	100.0	21	16	76.2	27	26	96.3	15	9	60.0	12	11	91.7
		5411321	2023	3	8	6	75.0				8	8	100.0				33	33	100.0	25	25	100.0	16	16	100.0	17	10	58.8	16	13	81.3	17	13	76.5	9	8	88.9
	MNGANIWAKHE S	5411322	2024	3												75	75	100.0	75	72	96.0	75	74	98.7	16	16	100.0	61	54	88.5	14	9	64.3	14	7	50.0	
		5411322	2023	3												40	40	100.0	40	39	97.5	40	40	100.0	9	9	100.0	32	23	71.9	8	7	87.5	8	7	87.5	
	MONTARENA S	5411122	2024	4							21	14	66.7							29	26	89.7	22	22	100.0	27	21	77.8	42	30	71.4	20	10	50.0	13	5	38.5
		5411122	2023	4							26	22	84.6							19	13	68.4	20	20	100.0	38	15	39.5	52	32	61.5	28	3	10.7	20	2	10.0
	MOWAT PARK H	5411417	2024	5	21	15	71.4				32	28	87.5	11	9	81.8				93	92	98.9	52	51	98.1	97	83	85.6	35	32	91.4	108	56	51.9	80	40	50.0
		5411417	2023	5	41	29	70.7				29	27	93.1	19	16	84.2				95	92	96.8	76	76	100.0	113	84	74.3	56	51	91.1	112	71	63.4	73	49	67.1

Province Districts	Centre Name	Centre Number	Exam Date	Quintile	Accounting			Agricultural Sciences			Business Studies			Economics			English First Additional Language			Geography			History			Life Sciences			Mathematical Literacy			Mathematics			Physical Sciences		
					Total Wrote	Achieved 30 - 100%	% Achieved at 30% and Above	Total Wrote	Achieved 30 - 100%	% Achieved at 30% and Above	Total Wrote	Achieved 30 - 100%	% Achieved at 30% and Above	Total Wrote	Achieved 30 - 100%	% Achieved at 30% and Above	Total Wrote	Achieved 30 - 100%	% Achieved at 30% and Above	Total Wrote	Achieved 30 - 100%	% Achieved at 30% and Above	Total Wrote	Achieved 30 - 100%	% Achieved at 30% and Above	Total Wrote	Achieved 30 - 100%	% Achieved at 30% and Above	Total Wrote	Achieved 30 - 100%	% Achieved at 30% and Above	Total Wrote	Achieved 30 - 100%	% Achieved at 30% and Above	Total Wrote	Achieved 30 - 100%	% Achieved at 30% and Above
					UMHLAZI	MZIWAMANDLA H	5411418	2024	4						40	12	30.0				69	69	100.0				28	21	75.0	32	12	37.5	45	24	53.3	24	6
		5411418	2023	4	4	3	75.0			25	10	40.0	3	2	66.7	53	52	98.1	21	6	28.6	22	19	86.4	8	6	75.0	36	30	83.3	17	5	29.4	14	2	14.3	
	NATHANIEL SABELO S	5411324	2024	3						23	19	82.6	24	11	45.8	68	65	95.6	44	42	95.5				45	23	51.1	67	45	67.2							
		5411324	2023	3						14	13	92.9	11	10	90.9	31	31	100.0	21	21	100.0				18	14	77.8	27	22	81.5	5	1	20.0				
	NDEYA ZENEX S	5411325	2024	3	11	11	100.0			46	46	100.0	20	20	100.0	46	46	100.0							35	23	65.7	19	19	100.0	26	17	65.4	25	15	60.0	
		5411325	2023	3	6	5	83.3			35	30	85.7	14	10	71.4	38	37	97.4							23	12	52.2	17	12	70.6	14	9	64.3	12	8	66.7	
	NDUKWENHLE H	5411419	2024	4	24	24	100.0			30	30	100.0	24	23	95.8	73	73	100.0	49	48	98.0	26	26	100.0	43	36	83.7	43	43	100.0	30	23	76.7	23	19	82.6	
		5411419	2023	4	16	16	100.0			30	28	93.3	16	14	87.5	55	55	100.0	38	32	84.2	24	24	100.0	25	20	80.0	36	32	88.9	19	14	73.7	15	14	93.3	
	NEW FOREST H	5411420	2024	5	25	24	96.0			86	73	84.9							43	43	100.0	36	33	91.7	77	65	84.4	65	64	98.5	80	57	71.3	42	36	85.7	
		5411420	2023	5	19	17	89.5			94	73	77.7							59	57	96.6	32	32	100.0	87	70	80.5	71	68	95.8	85	57	67.1	44	38	86.4	
	NEW WEST S	5411227	2024	5	45	38	84.4			99	73	73.7	25	19	76.0				53	51	96.2	60	60	100.0	130	100	76.9	123	114	92.7	91	63	69.2	70	42	60.0	
		5411227	2023	5	52	38	73.1			125	101	80.8	31	25	80.6				108	93	86.1	54	53	98.1	142	114	80.3	165	142	86.1	99	70	70.7	80	57	71.3	
	NEWHAVEN S	5411123	2024	4	16	12	75.0			73	66	90.4							26	25	96.2	44	43	97.7	58	53	91.4	68	67	98.5	38	29	76.3	31	24	77.4	
		5411123	2023	4	29	20	69.0			79	65	82.3							39	34	87.2	31	31	100.0	63	46	73.0	85	83	97.6	41	34	82.9	26	26	100.0	
	NOMAVIMBELA H	5411327	2024	2				32	32	100.0	17	17	100.0				32	32	100.0				22	22	100.0	15	15	100.0	22	22	100.0	10	10	100.0	10	10	100.0
		5411327	2023	2				31	26	83.9	9	9	100.0				31	31	100.0				24	24	100.0	22	15	68.2	23	21	91.3	8	7	87.5	7	7	100.0
	NORTHLANDS GIRLS' H	5411228	2024	5	20	20	100.0			67	64	95.5							38	38	100.0	17	17	100.0	75	70	93.3	36	34	94.4	100	81	81.0	66	53	80.3	
		5411228	2023	5	18	18	100.0			51	51	100.0							21	21	100.0	27	27	100.0	81	77	95.1	46	46	100.0	71	62	87.3	46	43	93.5	
	NORTHWOOD H	5411229	2024	5	29	29	100.0			136	127	93.4							82	82	100.0	101	101	100.0	67	60	89.6	127	126	99.2	124	121	97.6	85	81	95.3	
		5411229	2023	5	58	53	91.4			125	118	94.4							103	102	99.0	59	59	100.0	88	85	96.6	126	126	100.0	110	107	97.3	78	78	100.0	

Province Districts	Centre Name	Centre Number	Exam Date	Quintile	Accounting			Agricultural Sciences			Business Studies			Economics			English First Additional Language			Geography			History			Life Sciences			Mathematical Literacy			Mathematics			Physical Sciences			
					Total Wrote	Achieved 30 - 100%	% Achieved at 30% and Above	Total Wrote	Achieved 30 - 100%	% Achieved at 30% and Above	Total Wrote	Achieved 30 - 100%	% Achieved at 30% and Above	Total Wrote	Achieved 30 - 100%	% Achieved at 30% and Above	Total Wrote	Achieved 30 - 100%	% Achieved at 30% and Above	Total Wrote	Achieved 30 - 100%	% Achieved at 30% and Above	Total Wrote	Achieved 30 - 100%	% Achieved at 30% and Above	Total Wrote	Achieved 30 - 100%	% Achieved at 30% and Above	Total Wrote	Achieved 30 - 100%	% Achieved at 30% and Above	Total Wrote	Achieved 30 - 100%	% Achieved at 30% and Above	Total Wrote	Achieved 30 - 100%	% Achieved at 30% and Above	
					UMLAZI	NTWENHLE S	5411328	2024	3	25	19	76.0				26	24	92.3	26	26	100.0	103	103	100.0	64	52	81.3	44	44	100.0	33	33	100.0	59	57	96.6	38	18
		5411328	2023	3	11	11	100.0				12	12	100.0	11	11	100.0	77	76	98.7	54	44	81.5	32	32	100.0	34	33	97.1	37	37	100.0	35	31	88.6	29	28	96.6	
	NWABI H	5411329	2024	3							48	48	100.0				68	68	100.0	68	68	100.0	48	48	100.0	20	20	100.0	48	48	100.0	20	20	100.0	20	20	100.0	
		5411329	2023	3							50	50	100.0				69	69	100.0	69	69	100.0	49	49	100.0	20	20	100.0	50	49	98.0	19	19	100.0	19	19	100.0	
	OAKRIDGE COLLEGE	5411230	2024	99							16	13	81.3							9	9	100.0	10	10	100.0	7	6	85.7	18	18	100.0	4	4	100.0	3	1	33.3	
		5411230	2023	99							10	9	90.0							6	6	100.0	8	8	100.0	9	8	88.9	8	8	100.0	13	10	76.9	8	7	87.5	
	OGWINI COMPREHENSIVE	5411421	2024	4	93	29	31.2	197	118	59.9	197	128	65.0	111	69	62.2	577	573	99.3	195	138	70.8	243	207	85.2	319	147	46.1				516	104	20.2	248	62	25.0	
		5411421	2023	4	59	21	35.6	234	140	59.8	118	58	49.2	154	110	71.4	578	578	100.0	238	176	73.9	256	238	93.0	390	180	46.2				522	84	16.1	280	82	29.3	
	OKUMHLOPHE SS	5411422	2024	4	21	12	57.1				133	123	92.5	18	18	100.0	133	133	100.0	101	77	76.2	71	64	90.1	98	71	72.4	87	51	58.6	46	21	45.7	44	30	68.2	
		5411422	2023	4	36	30	83.3				33	33	100.0	33	26	78.8	95	95	100.0	55	51	92.7	37	36	97.3	51	40	78.4	51	45	88.2	44	18	40.9	25	21	84.0	
	OPEN AIR	5411124	2024	99	3	3	100.0				11	10	90.9										7	7	100.0				9	9	100.0	1	1	100.0				
		5411124	2023	99							12	11	91.7											4	4	100.0	6	5	83.3	13	12	92.3	2	1	50.0			
	ORIENT ISLAMIC	5411231	2024	99	44	44	100.0				41	39	95.1							14	14	100.0	10	10	100.0	53	53	100.0	17	17	100.0	60	60	100.0	37	36	97.3	
		5411231	2023	99	46	46	100.0				43	43	100.0	15	15	100.0				25	25	100.0				52	51	98.1	27	27	100.0	54	54	100.0	38	38	100.0	
	OVERPORT S	5411232	2024	5	28	20	71.4				81	75	92.6	64	49	76.6				68	65	95.6	78	74	94.9	28	27	96.4	140	125	89.3	32	28	87.5	25	19	76.0	
		5411232	2023	5	45	29	64.4				157	130	82.8	78	61	78.2				82	77	93.9	110	100	90.9	81	73	90.1	191	175	91.6	42	32	76.2	36	27	75.0	
	PARKHILL S	5411233	2024	5	63	49	77.8				149	116	77.9	109	66	60.6				35	21	60.0	24	24	100.0	15	14	93.3	132	116	87.9	35	22	62.9	21	11	52.4	
		5411233	2023	5	40	21	52.5				73	52	71.2	57	38	66.7				46	38	82.6	88	84	95.5	54	41	75.9	112	97	86.6	32	26	81.3	26	14	53.8	
	PHAKATHI SECONDARY	5411148	2024	3	26	26	100.0	24	24	100.0	26	26	100.0	26	25	96.2	115	114	99.1	43	43	100.0	66	65	98.5	67	51	76.1	85	79	92.9	32	25	78.1	24	23	95.8	
		5411148	2023	3	26	25	96.2	28	23	82.1	28	28	100.0	26	24	92.3	115	115	100.0	47	37	78.7	61	60	98.4	74	40	54.1	61	43	70.5	54	23	42.6	28	23	82.1	

Province Districts	Centre Name	Centre Number	Exam Date	Quintile	Accounting			Agricultural Sciences			Business Studies			Economics			English First Additional Language			Geography			History			Life Sciences			Mathematical Literacy			Mathematics			Physical Sciences		
					Total Wrote	Achieved 30 - 100%	% Achieved at 30% and Above	Total Wrote	Achieved 30 - 100%	% Achieved at 30% and Above	Total Wrote	Achieved 30 - 100%	% Achieved at 30% and Above	Total Wrote	Achieved 30 - 100%	% Achieved at 30% and Above	Total Wrote	Achieved 30 - 100%	% Achieved at 30% and Above	Total Wrote	Achieved 30 - 100%	% Achieved at 30% and Above	Total Wrote	Achieved 30 - 100%	% Achieved at 30% and Above	Total Wrote	Achieved 30 - 100%	% Achieved at 30% and Above	Total Wrote	Achieved 30 - 100%	% Achieved at 30% and Above	Total Wrote	Achieved 30 - 100%	% Achieved at 30% and Above	Total Wrote	Achieved 30 - 100%	% Achieved at 30% and Above
					UMLAZI	PHAMBILI H	5411424	2024	5	104	49	47.1	89	76	85.4	216	169	78.2	102	80	78.4	424	424	100.0	281	261	92.9	276	264	95.7	311	242	77.8	329	279	84.8	198
		5411424	2023	5	76	40	52.6	71	56	78.9	180	131	72.8	97	66	68.0	366	366	100.0	253	222	87.7	258	251	97.3	262	205	78.2	311	257	82.6	149	93	62.4	128	102	79.7
	PORT NATAL	5411125	2024	5							19	14	73.7				28	28	100.0	2	2	100.0	11	11	100.0	7	7	100.0	20	20	100.0	8	4	50.0	3	2	66.7
		5411125	2023	5							5	3	60.0				24	24	100.0	2	2	100.0	7	7	100.0	4	4	100.0	20	19	95.0	5	2	40.0	3	3	100.0
	PR PATHER S	5411423	2024	5	17	14	82.4				56	50	89.3	19	16	84.2				37	35	94.6				48	35	72.9	69	54	78.3	14	9	64.3	9	8	88.9
		5411423	2023	5	24	16	66.7				64	40	62.5	37	23	62.2				20	19	95.0				43	28	65.1	56	44	78.6	35	19	54.3	17	11	64.7
	PROTEAS	5411126	2024	5							26	21	80.8				26	26	100.0	23	21	91.3				24	15	62.5	51	38	74.5						
		5411126	2023	5							26	11	42.3							31	20	64.5							56	48	85.7						
	QHILIKA S	5411425	2024	4	77	53	68.8	59	50	84.7	160	111	69.4	71	36	50.7	219	218	99.5	137	108	78.8	89	86	96.6	148	65	43.9	137	106	77.4	82	27	32.9	59	26	44.1
		5411425	2023	4	84	52	61.9	72	59	81.9	177	153	86.4	63	57	90.5	277	277	100.0	174	144	82.8	122	121	99.2	246	164	66.7	174	153	87.9	105	41	39.0	71	43	60.6
	QUEENSBURGH GIRLS H	5411127	2024	5	25	22	88.0				51	50	98.0							29	29	100.0	35	35	100.0	95	90	94.7	53	53	100.0	85	67	78.8	46	42	91.3
		5411127	2023	5	45	38	84.4				55	55	100.0							30	30	100.0	54	54	100.0	129	123	95.3	82	82	100.0	103	90	87.4	62	59	95.2
	QUEENSBURGH H	5411128	2024	5	14	8	57.1				63	59	93.7							64	63	98.4	34	33	97.1	53	41	77.4	68	65	95.6	37	24	64.9	25	13	52.0
		5411128	2023	5	26	8	30.8				62	50	80.6							47	45	95.7	32	29	90.6	55	33	60.0	65	56	86.2	31	20	64.5	31	14	45.2
	REUNION S	5411426	2024	4	30	8	26.7				65	41	63.1	30	16	53.3	184	184	100.0	119	96	80.7	35	29	82.9	58	32	55.2	88	66	75.0	96	35	36.5	58	30	51.7
		5411426	2023	4	34	7	20.6				47	34	72.3	34	18	52.9	149	149	100.0	74	70	94.6	41	36	87.8	74	40	54.1	52	40	76.9	97	28	28.9	33	27	81.8
	RIDGE PARK COLLEGE	5411234	2024	5	79	75	94.9				115	113	98.3	46	44	95.7				45	45	100.0	64	64	100.0	121	116	95.9	102	100	98.0	111	85	76.6	55	46	83.6
		5411234	2023	5	74	73	98.6				87	85	97.7	49	47	95.9				41	41	100.0	30	30	100.0	131	123	93.9	82	82	100.0	113	92	81.4	65	55	84.6
	RISECLIFF S	5411129	2024	5	32	32	100.0				67	57	85.1							20	17	85.0	20	19	95.0	32	30	93.8	85	64	75.3	12	12	100.0	9	7	77.8
		5411129	2023	5	38	26	68.4				65	53	81.5							21	12	57.1	16	15	93.8	55	31	56.4	94	72	76.6	14	14	100.0	10	10	100.0

Province Districts	Centre Name	Centre Number	Exam Date	Quintile	Accounting			Agricultural Sciences			Business Studies			Economics			English First Additional Language			Geography			History			Life Sciences			Mathematical Literacy			Mathematics			Physical Sciences		
					Total Wrote	Achieved 30 - 100%	% Achieved at 30% and Above	Total Wrote	Achieved 30 - 100%	% Achieved at 30% and Above	Total Wrote	Achieved 30 - 100%	% Achieved at 30% and Above	Total Wrote	Achieved 30 - 100%	% Achieved at 30% and Above	Total Wrote	Achieved 30 - 100%	% Achieved at 30% and Above	Total Wrote	Achieved 30 - 100%	% Achieved at 30% and Above	Total Wrote	Achieved 30 - 100%	% Achieved at 30% and Above	Total Wrote	Achieved 30 - 100%	% Achieved at 30% and Above	Total Wrote	Achieved 30 - 100%	% Achieved at 30% and Above	Total Wrote	Achieved 30 - 100%	% Achieved at 30% and Above	Total Wrote	Achieved 30 - 100%	% Achieved at 30% and Above
					UMLAZI	RIVERDENE S	5411235	2024	5	11	7	63.6				18	11	61.1	20	12	60.0	116	116	100.0	68	63	92.6	50	48	96.0	72	44	61.1	94	76	80.9	27
		5411235	2023	5	15	10	66.7				32	22	68.8	32	20	62.5	46	46	100.0	79	70	88.6	42	39	92.9	58	45	77.6	65	40	61.5	60	38	63.3	34	26	76.5
	ROSSBURGH H	5411130	2024	5	13	8	61.5				94	81	86.2				146	146	100.0	47	41	87.2	82	79	96.3	81	55	67.9	112	108	96.4	56	29	51.8	44	26	59.1
		5411130	2023	5	29	15	51.7				118	91	77.1				113	113	100.0	66	60	90.9	61	59	96.7	109	70	64.2	108	88	81.5	74	31	41.9	42	31	73.8
	SASTRI COLLEGE	5411236	2024	5	46	45	97.8				125	118	94.4	23	22	95.7				89	88	98.9	37	37	100.0	117	107	91.5	65	61	93.8	128	103	80.5	70	61	87.1
		5411236	2023	5	60	52	86.7				130	116	89.2	41	37	90.2				77	74	96.1	35	35	100.0	122	95	77.9	65	61	93.8	143	108	75.5	79	63	79.7
	SAVANNAH PARK S	5411132	2024	5	29	19	65.5				101	90	89.1	32	30	93.8				51	51	100.0	81	80	98.8	74	70	94.6	120	120	100.0	52	34	65.4	22	22	100.0
		5411132	2023	5	29	18	62.1				99	83	83.8	37	26	70.3				77	72	93.5	49	48	98.0	79	69	87.3	138	129	93.5	36	28	77.8	18	18	100.0
	SEA COW LAKE S	5411237	2024	4	32	19	59.4				82	60	73.2	49	31	63.3				22	21	95.5	57	49	86.0	53	35	66.0	107	91	85.0	25	17	68.0	20	13	65.0
		5411237	2023	4	28	16	57.1				60	43	71.7	52	25	48.1				19	15	78.9	33	26	78.8	34	17	50.0	121	86	71.1	10	6	60.0	11	6	54.5
	SHALLCROSS S	5411133	2024	5							50	46	92.0										51	51	100.0	38	30	78.9	45	45	100.0						
		5411133	2023	5							53	48	90.6										55	54	98.2	52	41	78.8	53	41	77.4						
	SHUMAYELA S	5411427	2024	3							46	37	80.4				151	151	100.0	73	63	86.3	128	125	97.7	86	77	89.5	123	107	87.0	28	19	67.9	23	22	95.7
		5411427	2023	3							35	25	71.4				112	112	100.0	60	53	88.3	87	84	96.6	112	82	73.2	81	69	85.2	31	12	38.7	25	22	88.0
	SIBUSISWE COMPREHENSIVE TECHNICAL H	5411331	2024	4	137	137	100.0				131	131	100.0	40	40	100.0	307	307	100.0	188	188	100.0	91	91	100.0	144	144	100.0	91	91	100.0	216	187	86.6	176	163	92.6
		5411331	2023	4	115	114	99.1				35	35	100.0	99	98	99.0	231	231	100.0	144	144	100.0	64	64	100.0	109	108	99.1	64	64	100.0	167	148	88.6	132	128	97.0
	SIDELILE H	5411332	2024	4	12	12	100.0				32	31	96.9	32	32	100.0	206	206	100.0	174	174	100.0	112	112	100.0	174	158	90.8	125	119	95.2	81	74	91.4	62	62	100.0
		5411332	2023	4	16	13	81.3				37	28	75.7	37	33	89.2	253	253	100.0	215	206	95.8	157	156	99.4	216	178	82.4	178	150	84.3	74	63	85.1	59	58	98.3
	SIKHWAMA H	5411333	2024	3							57	46	80.7				69	69	100.0	31	30	96.8				15	15	100.0	49	26	53.1	21	11	52.4	13	7	53.8
		5411333	2023	3							19	18	94.7				28	28	100.0	28	28	100.0				11	11	100.0	15	15	100.0	13	9	69.2	9	7	77.8

Province Districts	Centre Name	Centre Number	Exam Date	Quintile	Accounting			Agricultural Sciences			Business Studies			Economics			English First Additional Language			Geography			History			Life Sciences			Mathematical Literacy			Mathematics			Physical Sciences		
					Total Wrote	Achieved 30 - 100%	% Achieved at 30% and Above	Total Wrote	Achieved 30 - 100%	% Achieved at 30% and Above	Total Wrote	Achieved 30 - 100%	% Achieved at 30% and Above	Total Wrote	Achieved 30 - 100%	% Achieved at 30% and Above	Total Wrote	Achieved 30 - 100%	% Achieved at 30% and Above	Total Wrote	Achieved 30 - 100%	% Achieved at 30% and Above	Total Wrote	Achieved 30 - 100%	% Achieved at 30% and Above	Total Wrote	Achieved 30 - 100%	% Achieved at 30% and Above	Total Wrote	Achieved 30 - 100%	% Achieved at 30% and Above	Total Wrote	Achieved 30 - 100%	% Achieved at 30% and Above	Total Wrote	Achieved 30 - 100%	% Achieved at 30% and Above
					UMLAZI	SIPHEPELE S	5411334	2024	3						21	21	100.0				60	60	100.0	21	21	100.0	21	21	100.0	10	10	100.0	50	33	66.0	6	4
		5411334	2023	3						16	16	100.0				61	61	100.0	21	21	100.0	21	21	100.0	20	19	95.0	40	26	65.0	16	5	31.3	21	17	81.0	
	SISHOSONKE H	5411428	2024	4	7	7	100.0			18	17	94.4				45	45	100.0	45	42	93.3	33	32	97.0	27	25	92.6	36	29	80.6	9	5	55.6	5	3	60.0	
		5411428	2023	4	8	7	87.5			35	17	48.6				73	70	95.9	73	55	75.3	61	54	88.5	38	15	39.5	65	38	58.5	8	2	25.0	4	4	100.0	
	SIYABONGA S	5411335	2024	2	23	20	87.0	40	40	100.0	67	61	91.0	24	16	66.7	211	211	100.0	61	57	93.4	31	30	96.8	73	56	76.7	74	58	78.4	97	49	50.5	34	34	100.0
		5411335	2023	2	34	20	58.8	33	24	72.7	60	51	85.0	49	33	67.3	193	192	99.5	48	48	100.0	29	28	96.6	61	41	67.2	54	35	64.8	94	44	46.8	32	22	68.8
	SOBONAKHONA S	5411336	2024	3	18	18	100.0			18	18	100.0	41	39	95.1	74	74	100.0	23	23	100.0	32	32	100.0	23	23	100.0	51	43	84.3	23	17	73.9	23	17	73.9	
		5411336	2023	3	11	10	90.9			11	11	100.0	24	24	100.0	55	55	100.0	16	16	100.0	31	29	93.5	16	16	100.0	39	36	92.3	15	8	53.3	16	13	81.3	
	SOMPUKWANE S	5411337	2024	3	6	6	100.0			42	18	42.9	6	6	100.0	109	109	100.0	47	45	95.7	78	78	100.0	60	53	88.3	75	64	85.3	29	25	86.2	24	23	95.8	
		5411337	2023	3	8	7	87.5			26	20	76.9	8	8	100.0	78	78	100.0	66	62	93.9	56	55	98.2	49	46	93.9	55	50	90.9	22	19	86.4	13	13	100.0	
	SOUTHLANDS S	5411134	2024	5	27	24	88.9			73	52	71.2	24	18	75.0				48	44	91.7	30	30	100.0	67	38	56.7	85	79	92.9	52	36	69.2	22	18	81.8	
		5411134	2023	5	52	44	84.6			75	63	84.0	29	23	79.3				71	69	97.2	35	35	100.0	74	56	75.7	105	100	95.2	73	53	72.6	47	38	80.9	
	SPARKS ESTATE S	5411238	2024	5	16	10	62.5			92	86	93.5	92	68	73.9				58	50	86.2	27	26	96.3	31	31	100.0	109	88	80.7	41	35	85.4	31	29	93.5	
		5411238	2023	5	27	22	81.5			81	76	93.8	27	25	92.6				60	54	90.0	75	70	93.3	40	40	100.0	95	73	76.8	47	40	85.1	40	37	92.5	
	ST BARNABAS INDEPENDENT	5411284	2024	99						7	7	100.0										3	3	100.0	1	1	100.0	8	8	100.0	2	1	50.0	1	1	100.0	
		5411284	2023	99						3	3	100.0												2	2	100.0	1	1	100.0	3	2	66.7	2	2	100.0		
	ST JAMES COLLEGE	5411239	2024	99	21	5	23.8	33	22	66.7	46	21	45.7	20	7	35.0	73	73	100.0	62	42	67.7	41	36	87.8	74	44	59.5	64	41	64.1	50	16	32.0	31	12	38.7
	STRELITZIA S	5411429	2024	5	12	5	41.7			49	35	71.4				27	27	100.0	55	49	89.1	22	20	90.9	31	28	90.3	99	86	86.9	30	17	56.7	30	17	56.7	
		5411429	2023	5	9	5	55.6			65	36	55.4							62	55	88.7	22	16	72.7	28	25	89.3	118	87	73.7	28	12	42.9	28	16	57.1	
	SWELIHLE S	5411430	2024	4	15	1	6.7	17	17	100.0	25	20	80.0	15	15	100.0	76	76	100.0	61	53	86.9	41	36	87.8	60	38	63.3	41	20	48.8	32	15	46.9	17	16	94.1
		5411430	2023	4	14	2	14.3	17	16	94.1	21	21	100.0	14	14	100.0	64	63	98.4	43	39	90.7	32	31	96.9	50	31	62.0	32	19	59.4	27	4	14.8	14	11	78.6





Province Districts	Centre Name	Centre Number	Exam Date	Quintile	Accounting			Agricultural Sciences			Business Studies			Economics			English First Additional Language			Geography			History			Life Sciences			Mathematical Literacy			Mathematics			Physical Sciences		
					Total Wrote	Achieved 30 - 100%	% Achieved at 30% and Above	Total Wrote	Achieved 30 - 100%	% Achieved at 30% and Above	Total Wrote	Achieved 30 - 100%	% Achieved at 30% and Above	Total Wrote	Achieved 30 - 100%	% Achieved at 30% and Above	Total Wrote	Achieved 30 - 100%	% Achieved at 30% and Above	Total Wrote	Achieved 30 - 100%	% Achieved at 30% and Above	Total Wrote	Achieved 30 - 100%	% Achieved at 30% and Above	Total Wrote	Achieved 30 - 100%	% Achieved at 30% and Above	Total Wrote	Achieved 30 - 100%	% Achieved at 30% and Above	Total Wrote	Achieved 30 - 100%	% Achieved at 30% and Above	Total Wrote	Achieved 30 - 100%	% Achieved at 30% and Above
					UMLAZI	VIKINGOZI S	5411341	2024	2	12	6	50.0				35	28	80.0	35	30	85.7	78	78	100.0	43	38	88.4	27	27	100.0	16	14	87.5	58	39	67.2	20
		5411341	2023	2	7	5	71.4				19	13	68.4	19	14	73.7	51	51	100.0	32	27	84.4	20	20	100.0	12	8	66.7	38	26	68.4	13	5	38.5	12	4	33.3
	VUKUZAKHE H	5411437	2024	4	13	13	100.0	12	12	100.0	6	6	100.0	6	6	100.0	126	126	100.0	39	38	97.4	97	97	100.0	120	116	96.7	53	50	94.3	73	46	63.0	23	20	87.0
		5411437	2023	4	18	7	38.9	14	14	100.0	17	9	52.9	17	12	70.6	106	106	100.0	33	31	93.9	34	34	100.0	89	77	86.5	18	13	72.2	88	21	23.9	55	31	56.4
	WELBEDENE S	5411135	2024	4	13	4	30.8				75	41	54.7							29	19	65.5	19	19	100.0	23	17	73.9	67	47	70.1	14	5	35.7	7	7	100.0
		5411135	2023	4							63	19	30.2							22	17	77.3	23	23	100.0	16	16	100.0	63	44	69.8	16	7	43.8	16	16	100.0
	WENTWORTH S	5411438	2024	5	37	26	70.3				114	86	75.4	17	14	82.4				53	37	69.8	63	58	92.1	70	39	55.7	139	118	84.9	32	21	65.6	31	27	87.1
		5411438	2023	5	44	28	63.6				95	73	76.8	25	21	84.0				67	47	70.1	102	87	85.3	98	65	66.3	114	98	86.0	43	29	67.4	38	31	81.6
	WERDA	5411136	2024	5	15	15	100.0				35	28	80.0				11	11	100.0	48	48	100.0				35	34	97.1	43	43	100.0	24	21	87.5	20	19	95.0
		5411136	2023	5	20	19	95.0				38	27	71.1				12	12	100.0	43	42	97.7				28	26	92.9	41	41	100.0	26	20	76.9	18	17	94.4
	WESTCLIFF S	5411137	2024	5							51	47	92.2				17	17	100.0	39	38	97.4				38	37	97.4	41	37	90.2	14	7	50.0			
		5411137	2023	5							41	36	87.8				29	29	100.0	41	41	100.0				20	17	85.0	39	32	82.1	11	5	45.5			
	WIGGINS S	5411242	2024	3	26	18	69.2	42	40	95.2	109	96	88.1	48	39	81.3	222	222	100.0	109	105	96.3	100	100	100.0	113	72	63.7	108	87	80.6	85	38	44.7	65	47	72.3
		5411242	2023	3	39	16	41.0	65	59	90.8	78	64	82.1	45	34	75.6	197	197	100.0	55	43	78.2	85	84	98.8	105	62	59.0	101	78	77.2	90	40	44.4	84	58	69.0
	WINGEN HEIGHTS S	5411138	2024	5	70	58	82.9				104	83	79.8	47	43	91.5				65	62	95.4	46	46	100.0	97	76	78.4	97	93	95.9	90	62	68.9	61	49	80.3
		5411138	2023	5	81	56	69.1				135	103	76.3	50	33	66.0				92	91	98.9	44	42	95.5	125	98	78.4	118	106	89.8	98	74	75.5	61	57	93.4
	WITTEKLIP S	5411139	2024	5							32	21	65.6							31	15	48.4	59	33	55.9	32	22	68.8	52	33	63.5	9	3	33.3			
		5411139	2023	5							24	14	58.3							26	10	38.5	47	30	63.8	24	12	50.0	51	28	54.9						
	WOODHURST S	5411140	2024	5	16	14	87.5				59	45	76.3				69	69	100.0				57	54	94.7	23	21	91.3	64	39	60.9	23	9	39.1	17	13	76.5
		5411140	2023	5	24	5	20.8				83	57	68.7										54	49	90.7	18	18	100.0	86	60	69.8	23	5	21.7	18	14	77.8

Province Districts	Centre Name	Centre Number	Exam Date	Quintile	Accounting			Agricultural Sciences			Business Studies			Economics			English First Additional Language			Geography			History			Life Sciences			Mathematical Literacy			Mathematics			Physical Sciences					
					Total Wrote	Achieved 30 - 100%	% Achieved at 30% and Above	Total Wrote	Achieved 30 - 100%	% Achieved at 30% and Above	Total Wrote	Achieved 30 - 100%	% Achieved at 30% and Above	Total Wrote	Achieved 30 - 100%	% Achieved at 30% and Above	Total Wrote	Achieved 30 - 100%	% Achieved at 30% and Above	Total Wrote	Achieved 30 - 100%	% Achieved at 30% and Above	Total Wrote	Achieved 30 - 100%	% Achieved at 30% and Above	Total Wrote	Achieved 30 - 100%	% Achieved at 30% and Above	Total Wrote	Achieved 30 - 100%	% Achieved at 30% and Above	Total Wrote	Achieved 30 - 100%	% Achieved at 30% and Above						
					UMLAZI	ZAMAKAHLE H	5411342	2024	3	9	5	55.6				90	87	96.7	15	13	86.7	92	92	100.0	73	73	100.0	56	56	100.0	48	41	85.4	58	55	94.8	29	24	82.8	22
		5411342	2023	3	8	5	62.5				82	61	74.4	19	17	89.5	85	85	100.0	56	50	89.3	58	58	100.0	36	27	75.0	65	59	90.8	17	12	70.6	14	13	92.9			
	ZIMELE H	5411245	2024	99	10	2	20.0				21	17	81.0	12	5	41.7	30	30	100.0	22	14	63.6	14	12	85.7	26	8	30.8	22	13	59.1	24	8	33.3	17	4	23.5			
	ZUZUMQHELE H	5411343	2024	2	6	5	83.3				36	36	100.0	6	6	100.0	36	36	100.0				12	12	100.0	28	24	85.7	17	17	100.0	19	19	100.0	18	18	100.0			
		5411343	2023	2	5	5	100.0				29	29	100.0	5	5	100.0	29	29	100.0				14	14	100.0	24	21	87.5	16	16	100.0	13	11	84.6	10	10	100.0			
	ZWELETHU S	5411439	2024	4	17	8	47.1				15	13	86.7	15	9	60.0	132	132	100.0	87	75	86.2	71	70	98.6	38	35	92.1	94	85	90.4	38	23	60.5	22	21	95.5			
		5411439	2023	4	19	9	47.4				18	13	72.2	18	11	61.1	173	173	100.0	104	74	71.2	84	84	100.0	75	69	92.0	126	82	65.1	48	24	50.0	34	27	79.4			
	ZWELIBANZI H	5411440	2024	4	24	24	100.0	57	56	98.2	56	50	89.3	55	43	78.2	210	210	100.0	64	58	90.6	41	40	97.6	83	81	97.6	78	77	98.7	132	111	84.1	114	97	85.1			
		5411440	2023	4	16	16	100.0	40	39	97.5	65	54	83.1	80	49	61.3	255	255	100.0	107	91	85.0	59	58	98.3	71	69	97.2	124	112	90.3	131	102	77.9	116	108	93.1			
	ZWELIHLE SS	5411441	2024	4	6	6	100.0				6	6	100.0	6	6	100.0	113	113	100.0	107	89	83.2	84	82	97.6	107	63	58.9	84	75	89.3	29	19	65.5	23	16	69.6			
		5411441	2023	4	21	9	42.9				21	12	57.1	21	15	71.4	153	153	100.0	133	113	85.0	104	103	99.0	133	52	39.1	104	69	66.3	50	19	38.0	29	19	65.5			
UMZINYATHI	BATHEMBU H	5212201	2024	1	17	14	82.4				39	37	94.9	39	35	89.7	39	39	100.0							22	16	72.7						39	6	15.4				
		5212201	2023	1	24	15	62.5				41	41	100.0	42	42	100.0	42	42	100.0								18	17	94.4						42	9	21.4			
	BATSHAZWAYO H	5212202	2024	1	27	22	81.5				27	26	96.3	26	24	92.3	27	27	100.0															26	8	30.8				
		5212202	2023	1	43	16	37.2				43	24	55.8	43	23	53.5	43	38	88.4														43	5	11.6					
	BHAMBATHA H	5212203	2024	1				21	21	100.0	21	21	100.0				21	21	100.0							21	21	100.0	21	21	100.0									
		5212203	2023	1				19	19	100.0	16	16	100.0				23	23	100.0							23	23	100.0	12	11	91.7	11	10	90.9	11	11	100.0			
	BHEKABANTU S	5212250	2024	1	11	11	100.0				11	11	100.0	11	11	100.0	18	18	100.0	7	7	100.0				7	7	100.0	10	10	100.0	8	5	62.5	7	4	57.1			
		5212250	2023	1	14	14	100.0				14	14	100.0	14	13	92.9	25	25	100.0	11	11	100.0				11	11	100.0	14	12	85.7	11	7	63.6	11	11	100.0			
	BHEKISIZWE S	5212336	2024	1	81	31	38.3	94	55	58.5	108	83	76.9				243	238	97.9	149	139	93.3				162	140	86.4	81	61	75.3	162	84	51.9	135	116	85.9			
		5212336	2023	1	40	29	72.5	69	61	88.4	49	46	93.9				175	175	100.0	106	105	99.1				135	123	91.1	48	38	79.2	127	84	66.1	126	118	93.7			

Province Districts	Centre Name	Centre Number	Exam Date	Quintile	Accounting			Agricultural Sciences			Business Studies			Economics			English First Additional Language			Geography			History			Life Sciences			Mathematical Literacy			Mathematics			Physical Sciences		
					Total Wrote	Achieved 30 - 100%	% Achieved at 30% and Above	Total Wrote	Achieved 30 - 100%	% Achieved at 30% and Above	Total Wrote	Achieved 30 - 100%	% Achieved at 30% and Above	Total Wrote	Achieved 30 - 100%	% Achieved at 30% and Above	Total Wrote	Achieved 30 - 100%	% Achieved at 30% and Above	Total Wrote	Achieved 30 - 100%	% Achieved at 30% and Above	Total Wrote	Achieved 30 - 100%	% Achieved at 30% and Above	Total Wrote	Achieved 30 - 100%	% Achieved at 30% and Above	Total Wrote	Achieved 30 - 100%	% Achieved at 30% and Above	Total Wrote	Achieved 30 - 100%	% Achieved at 30% and Above			
					UMZINYATHI	BOSCHKLOOF COMBINED	5212122	2024	2						25	22	88.0	18	5	27.8	25	25	100.0						26	17	65.4	17	17	100.0	8	8	100.0
		5212122	2023	2						27	27	100.0	23	15	65.2	28	28	100.0						27	27	100.0	23	21	91.3	5	4	80.0	5	4	80.0		
	BUHLEBUYEZA S	5212401	2024	3	19	14	73.7			51	36	70.6	19	18	94.7	135	135	100.0	72	61	84.7	64	63	98.4	73	48	65.8	116	91	78.4	8	5	62.5	8	5	62.5	
		5212401	2023	3	15	13	86.7			47	29	61.7	15	15	100.0	108	107	99.1	47	44	93.6	41	41	100.0	48	32	66.7	82	66	80.5	11	7	63.6	5	5	100.0	
	BUNYEBETHU H	5212204	2024	1				71	61	85.9						71	71	100.0	59	50	84.7			71	59	83.1	47	40	85.1	24	23	95.8	11	11	100.0		
		5212204	2023	1				37	28	75.7						37	37	100.0	32	28	87.5			37	29	78.4	27	23	85.2	10	10	100.0	5	4	80.0		
	BUSANA H	5212402	2024	2	39	35	89.7			59	55	93.2	39	35	89.7	204	204	100.0	107	103	96.3	56	56	100.0	90	82	91.1	136	128	94.1	68	62	91.2	58	53	91.4	
		5212402	2023	2	37	26	70.3			56	32	57.1	36	30	83.3	163	163	100.0	76	73	96.1	65	65	100.0	70	56	80.0	113	105	92.9	49	28	57.1	34	34	100.0	
	CABANGOKUHLE H	5212205	2024	2	11	11	100.0			11	11	100.0	11	11	100.0	85	85	100.0	73	71	97.3			73	51	69.9	60	55	91.7	25	21	84.0	14	14	100.0		
		5212205	2023	2	19	16	84.2			19	19	100.0	19	18	94.7	90	90	100.0	71	64	90.1			71	45	63.4	46	37	80.4	44	22	50.0	25	21	84.0		
	CANDABUTHULE H	5212403	2024	2	0	0		13	13	100.0	25	25	100.0	25	25	100.0	109	109	100.0	76	76	100.0	76	76	100.0	13	13	100.0	102	75	73.5	13	10	76.9	12	12	100.0
		5212403	2023	2	19	12	63.2	16	16	100.0	18	18	100.0	19	18	94.7	119	119	100.0	83	83	100.0	84	84	100.0	16	16	100.0	103	85	82.5	16	16	100.0	16	15	93.8
	CELUMUSA S	5212301	2024	2	27	21	77.8			50	44	88.0				83	82	98.8	53	48	90.6			81	75	92.6	52	44	84.6	27	24	88.9	26	22	84.6		
		5212301	2023	2	15	15	100.0			42	29	69.0				57	57	100.0	41	37	90.2			56	50	89.3	41	31	75.6	15	12	80.0	15	15	100.0		
	DILIZELA H	5212101	2024	2	9	7	77.8			41	28	68.3	40	16	40.0	61	60	98.4	20	19	95.0			20	15	75.0	41	37	90.2	20	17	85.0	20	16	80.0		
		5212101	2023	2	11	10	90.9			39	30	76.9	39	28	71.8	55	55	100.0	16	15	93.8			16	14	87.5	38	32	84.2	17	11	64.7	16	16	100.0		
	DLABESUTHE H	5212206	2024	1	17	15	88.2			17	17	100.0	17	17	100.0	94	94	100.0	77	76	98.7	43	43	100.0	77	67	87.0	43	34	79.1	51	32	62.7	34	27	79.4	
		5212206	2023	1	20	19	95.0			20	20	100.0	20	19	95.0	80	80	100.0	60	60	100.0	34	34	100.0	60	37	61.7	34	31	91.2	46	22	47.8	26	19	73.1	
	DLENYANE COMBINED	5212207	2024	1	26	22	84.6			39	28	71.8	26	24	92.3	39	39	100.0	13	6	46.2	13	13	100.0				13	11	84.6	26	11	42.3				
		5212207	2023	1	20	18	90.0			35	25	71.4	20	19	95.0	35	35	100.0	15	11	73.3	15	15	100.0				19	16	84.2	16	9	56.3				

Province Districts	Centre Name	Centre Number	Exam Date	Quintile	Accounting			Agricultural Sciences			Business Studies			Economics			English First Additional Language			Geography			History			Life Sciences			Mathematical Literacy			Mathematics			Physical Sciences		
					Total Wrote	Achieved 30 - 100%	% Achieved at 30% and Above	Total Wrote	Achieved 30 - 100%	% Achieved at 30% and Above	Total Wrote	Achieved 30 - 100%	% Achieved at 30% and Above	Total Wrote	Achieved 30 - 100%	% Achieved at 30% and Above	Total Wrote	Achieved 30 - 100%	% Achieved at 30% and Above	Total Wrote	Achieved 30 - 100%	% Achieved at 30% and Above	Total Wrote	Achieved 30 - 100%	% Achieved at 30% and Above	Total Wrote	Achieved 30 - 100%	% Achieved at 30% and Above	Total Wrote	Achieved 30 - 100%	% Achieved at 30% and Above	Total Wrote	Achieved 30 - 100%	% Achieved at 30% and Above			
					UMZINYATHI	DOLO COMBINED	5212208	2024	1	21	18	85.7				7	7	100.0	7	7	100.0	21	21	100.0						14	14	100.0	13	11	84.6	9	7
		5212208	2023	1	22	19	86.4				8	8	100.0	8	8	100.0	22	22	100.0						14	14	100.0				22	6	27.3	14	13	92.9	
	DUMAPHANSI JS	5212209	2024	1	10	5	50.0				27	20	74.1	10	7	70.0	35	34	97.1	25	15	60.0			25	16	64.0	22	16	72.7	13	6	46.2	8	6	75.0	
		5212209	2023	1	16	8	50.0				35	19	54.3	16	3	18.8	39	39	100.0	23	16	69.6			23	13	56.5	33	28	84.8	7	3	42.9	4	3	75.0	
	DUNDEE H	5212102	2024	5	22	22	100.0				88	85	96.6	28	26	92.9	12	12	100.0	30	28	93.3			61	60	98.4	62	62	100.0	67	55	82.1	50	47	94.0	
		5212102	2023	5	28	27	96.4				92	87	94.6	28	27	96.4	8	8	100.0	32	32	100.0			64	60	93.8	57	57	100.0	78	67	85.9	55	49	89.1	
	DUNDEE S	5212103	2024	3							127	105	82.7				164	164	100.0	114	99	86.8			155	106	68.4	144	113	78.5	54	48	88.9	53	42	79.2	
		5212103	2023	3	6	4	66.7				127	90	70.9				166	165	99.4	118	102	86.4			152	74	48.7	158	126	79.7	44	33	75.0	38	25	65.8	
	EBRAHIM LOCKAT S	5212302	2024	2	20	18	90.0				22	20	90.9	22	19	86.4	21	21	100.0																		
		5212302	2023	2	29	12	41.4				30	27	90.0	30	18	60.0	29	29	100.0																		
	EBUSI COMBINED	5212104	2024	3	39	38	97.4				48	48	100.0	48	48	100.0	87	87	100.0	48	47	97.9			38	36	94.7	48	47	97.9	39	38	97.4	39	36	92.3	
		5212104	2023	3	37	31	83.8				47	44	93.6	47	41	87.2	84	84	100.0	47	42	89.4			37	29	78.4	47	42	89.4	37	29	78.4	37	29	78.4	
	EKUCABANGENI S	5212303	2024	3	35	22	62.9	33	33	100.0	35	31	88.6	35	32	91.4	84	84	100.0	16	16	100.0	16	16	100.0	49	47	95.9	51	50	98.0	33	33	100.0	33	32	97.0
		5212303	2023	3	19	16	84.2	37	37	100.0	55	44	80.0	55	39	70.9	135	135	100.0	79	65	82.3	43	42	97.7	80	62	77.5	98	84	85.7	37	37	100.0	37	34	91.9
	EKUTHUTHUKENI S	5212337	2024	1	69	66	95.7	80	80	100.0	123	114	92.7	84	80	95.2	254	254	100.0	184	179	97.3	57	57	100.0	133	132	99.2	121	113	93.4	133	106	79.7	119	69	58.0
		5212337	2023	1	54	54	100.0	71	70	98.6	102	89	87.3	64	62	96.9	209	209	100.0	144	136	94.4	57	57	100.0	107	106	99.1	105	99	94.3	104	80	76.9	97	68	70.1
	ELSIE MTSHALI COMBINED	5212405	2024	1												27	27	100.0	26	22	84.6	27	27	100.0	24	24	100.0	26	23	88.5							
		5212405	2023	1												42	39	92.9	42	25	59.5	42	37	88.1	42	19	45.2	42	26	61.9							
	EMKHAMO COMBINED	5212253	2024	1							18	18	100.0				53	53	100.0	53	50	94.3			53	43	81.1	16	16	100.0	36	29	80.6	34	27	79.4	
		5212253	2023	1							14	13	92.9				50	50	100.0	50	47	94.0			50	42	84.0	14	13	92.9	35	31	88.6	34	29	85.3	

Province Districts	Centre Name	Centre Number	Exam Date	Quintile	Accounting			Agricultural Sciences			Business Studies			Economics			English First Additional Language			Geography			History			Life Sciences			Mathematical Literacy			Mathematics			Physical Sciences		
					Total Wrote	Achieved 30 - 100%	% Achieved at 30% and Above	Total Wrote	Achieved 30 - 100%	% Achieved at 30% and Above	Total Wrote	Achieved 30 - 100%	% Achieved at 30% and Above	Total Wrote	Achieved 30 - 100%	% Achieved at 30% and Above	Total Wrote	Achieved 30 - 100%	% Achieved at 30% and Above	Total Wrote	Achieved 30 - 100%	% Achieved at 30% and Above	Total Wrote	Achieved 30 - 100%	% Achieved at 30% and Above	Total Wrote	Achieved 30 - 100%	% Achieved at 30% and Above	Total Wrote	Achieved 30 - 100%	% Achieved at 30% and Above	Total Wrote	Achieved 30 - 100%	% Achieved at 30% and Above	Total Wrote	Achieved 30 - 100%	% Achieved at 30% and Above
					UMZINYATHI	ENHLOPHENI H	5212338	2024	1											43	43	100.0	43	41	95.3				43	37	86.0				40	33	82.5
		5212338	2023	1											25	25	100.0	25	25	100.0				24	22	91.7				22	18	81.8	19	12	63.2		
	ENYANYENI S	5212121	2024	3	14	13	92.9	14	13	92.9	14	14	100.0				14	14	100.0							14	14	100.0									
		5212121	2023	3	11	11	100.0	11	11	100.0	11	11	100.0				11	11	100.0													11	4	36.4			
	ESETHU H	5212210	2024	1	9	9	100.0	20	12	60.0	11	10	90.9	9	6	66.7	39	39	100.0	30	28	93.3				30	22	73.3	25	23	92.0	14	5	35.7	7	4	57.1
		5212210	2023	1	9	8	88.9	10	7	70.0	12	11	91.7	9	6	66.7	30	30	100.0	21	18	85.7				21	13	61.9	16	15	93.8	14	7	50.0	8	7	87.5
	ESIKHUMBUZWENI S	5212304	2024	1	29	27	93.1				29	28	96.6	29	26	89.7	62	62	100.0	33	33	100.0				33	31	93.9	29	28	96.6	33	32	97.0	33	33	100.0
		5212304	2023	1	31	29	93.5				31	31	100.0	31	28	90.3	68	68	100.0	37	37	100.0				37	35	94.6	30	30	100.0	38	27	71.1	37	35	94.6
	ESOKHENI H	5212406	2024	1	14	13	92.9				27	22	81.5	14	14	100.0	27	27	100.0				13	13	100.0	13	6	46.2	27	26	96.3						
		5212406	2023	1	16	16	100.0				35	28	80.0	17	16	94.1	35	34	97.1				18	14	77.8	19	6	31.6	36	33	91.7						
	ETHANGENI COMBINED	5212105	2024	5	30	20	66.7				30	24	80.0	30	18	60.0	88	88	100.0	58	54	93.1	31	27	87.1	27	19	70.4	56	47	83.9	32	18	56.3	27	14	51.9
		5212105	2023	5	31	24	77.4				31	29	93.5	31	26	83.9	98	98	100.0	67	60	89.6	33	32	97.0	34	29	85.3	61	57	93.4	37	27	73.0	34	23	67.6
	FUNDOKUHLE H	5212211	2024	1	22	22	100.0				27	27	100.0	27	26	96.3	91	91	100.0	64	60	93.8	18	18	100.0	64	62	96.9	75	73	97.3	15	14	93.3	8	5	62.5
		5212211	2023	1	19	19	100.0				31	30	96.8	32	24	75.0	80	80	100.0	48	47	97.9	20	20	100.0	48	45	93.8	68	65	95.6	12	10	83.3			
	FUNULWAZI S	5212305	2024	1	20	17	85.0				20	18	90.0	19	17	89.5	20	20	100.0													19	8	42.1			
		5212305	2023	1	12	12	100.0				12	12	100.0	12	12	100.0	12	12	100.0										4	3	75.0	8	4	50.0			
	GCOTOI H	5212407	2024	1	17	10	58.8	28	28	100.0	21	19	90.5	20	20	100.0	51	51	100.0							27	26	96.3	18	15	83.3	31	23	74.2	26	24	92.3
		5212407	2023	1	18	7	38.9	25	20	80.0	18	17	94.4	18	18	100.0	43	43	100.0							25	18	72.0	14	14	100.0	29	19	65.5	25	17	68.0
	GORDON MEMORIAL H	5212106	2024	1													67	67	100.0	67	46	68.7	31	31	100.0	67	54	80.6	31	27	87.1	36	24	66.7	36	32	88.9
		5212106	2023	1													40	40	100.0	40	25	62.5	19	19	100.0	40	34	85.0	19	16	84.2	21	13	61.9	21	19	90.5

Province Districts	Centre Name	Centre Number	Exam Date	Quintile	Accounting			Agricultural Sciences			Business Studies			Economics			English First Additional Language			Geography			History			Life Sciences			Mathematical Literacy			Mathematics			Physical Sciences		
					Total Wrote	Achieved 30 - 100%	% Achieved at 30% and Above	Total Wrote	Achieved 30 - 100%	% Achieved at 30% and Above	Total Wrote	Achieved 30 - 100%	% Achieved at 30% and Above	Total Wrote	Achieved 30 - 100%	% Achieved at 30% and Above	Total Wrote	Achieved 30 - 100%	% Achieved at 30% and Above	Total Wrote	Achieved 30 - 100%	% Achieved at 30% and Above	Total Wrote	Achieved 30 - 100%	% Achieved at 30% and Above	Total Wrote	Achieved 30 - 100%	% Achieved at 30% and Above	Total Wrote	Achieved 30 - 100%	% Achieved at 30% and Above	Total Wrote	Achieved 30 - 100%	% Achieved at 30% and Above			
					UMZINYATHI	GREYTOWN H	5212408	2024	4	21	21	100.0				30	30	100.0	17	16	94.1				48	45	93.8	48	48	100.0	47	43	91.5	60	60	100.0	21
		5212408	2023	4	26	25	96.2				33	33	100.0	21	17	81.0				39	39	100.0	50	49	98.0	47	46	97.9	48	46	95.8	35	33	94.3	26	24	92.3
	GREYTOWN S	5212409	2024	4	69	68	98.6				86	81	94.2	48	44	91.7				101	101	100.0	71	70	98.6	122	109	89.3	152	139	91.4	56	48	85.7	51	48	94.1
		5212409	2023	4	57	49	86.0				71	69	97.2	35	31	88.6				81	81	100.0	65	65	100.0	102	93	91.2	123	105	85.4	51	46	90.2	38	35	92.1
	HERMANSBURG COMBINED	5212410	2024	3	13	11	84.6	24	22	91.7	13	13	100.0	13	11	84.6	46	46	100.0	33	32	97.0				11	11	100.0	35	35	100.0	11	4	36.4	9	9	100.0
		5212410	2023	3	12	12	100.0	25	18	72.0	12	12	100.0	12	12	100.0	47	47	100.0	35	35	100.0				11	11	100.0	35	35	100.0	12	6	50.0	10	7	70.0
	HLUBI H	5212306	2024	1	33	31	93.9				70	52	74.3				103	103	100.0	70	57	81.4				33	31	93.9	70	62	88.6	33	33	100.0	33	26	78.8
		5212306	2023	1	24	21	87.5				69	61	88.4	69	26	37.7	93	93	100.0	92	66	71.7				24	23	95.8	69	54	78.3	24	24	100.0	24	24	100.0
	HWANQANA COMBINED	5212339	2024	1				24	17	70.8							24	23	95.8							24	16	66.7				24	12	50.0	24	4	16.7
		5212339	2023	1				26	18	69.2							26	26	100.0							26	19	73.1				26	8	30.8	26	8	30.8
	DLAMADODA S	5212307	2024	1	21	14	66.7				28	27	96.4	33	26	78.8	66	66	100.0	45	45	100.0				38	38	100.0	30	30	100.0	36	35	97.2	33	31	93.9
		5212307	2023	1	29	24	82.8				45	45	100.0	48	39	81.3	84	84	100.0	55	54	98.2				39	39	100.0	48	48	100.0	36	27	75.0	36	36	100.0
	INDLOZANA H	5212239	2024	1	19	13	68.4	33	32	97.0	21	20	95.2	21	15	71.4	54	54	100.0							32	28	87.5				50	34	68.0	32	25	78.1
		5212239	2023	1	14	10	71.4	36	36	100.0	14	14	100.0	14	11	78.6	50	50	100.0							36	31	86.1				50	35	70.0	36	34	94.4
	INKOSI SIZWE SITHOLE SECONDARY	5212432	2024	1													74	74	100.0	74	74	100.0	64	64	100.0	74	66	89.2	64	63	98.4	10	10	100.0	10	6	60.0
		5212432	2023	1													86	86	100.0	86	85	98.8	69	68	98.6	86	66	76.7	69	59	85.5	17	17	100.0	17	13	76.5
	JAJILE H	5212212	2024	1	13	11	84.6				36	33	91.7	13	12	92.3	50	50	100.0	14	14	100.0	23	22	95.7	14	13	92.9	33	30	90.9	17	13	76.5	14	13	92.9
		5212212	2023	1	10	6	60.0				66	40	60.6	13	7	53.8	87	85	97.7	24	22	91.7	53	46	86.8	21	17	81.0	62	32	51.6	25	16	64.0	21	17	81.0
	JAMA S	5212340	2024	1													65	65	100.0	64	56	87.5	37	37	100.0	64	49	76.6	36	34	94.4	27	21	77.8	27	25	92.6
		5212340	2023	1													58	57	98.3	56	45	80.4	42	38	90.5	53	38	71.7	38	30	78.9	16	9	56.3	16	14	87.5

Province Districts	Centre Name	Centre Number	Exam Date	Quintile	Accounting			Agricultural Sciences			Business Studies			Economics			English First Additional Language			Geography			History			Life Sciences			Mathematical Literacy			Mathematics			Physical Sciences		
					Total Wrote	Achieved 30 - 100%	% Achieved at 30% and Above	Total Wrote	Achieved 30 - 100%	% Achieved at 30% and Above	Total Wrote	Achieved 30 - 100%	% Achieved at 30% and Above	Total Wrote	Achieved 30 - 100%	% Achieved at 30% and Above	Total Wrote	Achieved 30 - 100%	% Achieved at 30% and Above	Total Wrote	Achieved 30 - 100%	% Achieved at 30% and Above	Total Wrote	Achieved 30 - 100%	% Achieved at 30% and Above	Total Wrote	Achieved 30 - 100%	% Achieved at 30% and Above	Total Wrote	Achieved 30 - 100%	% Achieved at 30% and Above	Total Wrote	Achieved 30 - 100%	% Achieved at 30% and Above	Total Wrote	Achieved 30 - 100%	% Achieved at 30% and Above
					KLWANA P	5212341	2024	1	30	30	100.0	172	163	94.8	66	62	93.9	66	58	87.9	325	325	100.0	86	76	88.4	86	85	98.8	258	214	82.9	112	104	92.9	212	189
	5212341	2023	1	55	40	72.7	173	141	81.5	54	51	94.4	58	43	74.1	293	293	100.0	204	178	87.3	44	41	93.2	233	191	82.0	58	48	82.8	225	181	80.4	182	146	80.2	
KUFANELESIBONGE JS	5212332	2024	1	5	5	100.0				58	57	98.3	5	5	100.0	58	58	100.0	58	54	93.1				53	41	77.4				58	19	32.8	53	38	71.7	
	5212332	2023	1	5	5	100.0				59	58	98.3	5	5	100.0	58	58	100.0	59	58	98.3				54	44	81.5				59	23	39.0	54	39	72.2	
KWADUNGE H	5212213	2024	1	22	20	90.9	49	48	98.0	74	68	91.9	73	61	83.6	123	123	100.0							77	63	81.8	71	60	84.5	52	37	71.2	50	46	92.0	
	5212213	2023	1	31	27	87.1	46	43	93.5	73	66	90.4	68	57	83.8	118	118	100.0							73	60	82.2	62	45	72.6	56	38	67.9	49	47	95.9	
KWAZENZELE H	5212240	2024	1							70	67	95.7				70	70	100.0							70	57	81.4	38	38	100.0	32	29	90.6	32	32	100.0	
	5212240	2023	1							46	42	91.3				45	45	100.0							46	37	80.4	28	22	78.6	18	10	55.6	17	13	76.5	
LANGAZELA S	5212333	2024	2	33	17	51.5				96	77	80.2	33	27	81.8	126	126	100.0	81	74	91.4				92	66	71.7	93	83	89.2	31	28	90.3	30	24	80.0	
	5212333	2023	2	40	34	85.0				99	89	89.9	39	36	92.3	123	123	100.0	77	70	90.9				84	51	60.7	99	90	90.9	25	18	72.0	25	14	56.0	
LENEHA TUMISI S	5212308	2024	2	49	17	34.7				67	66	98.5	41	33	80.5	100	100	100.0	51	50	98.0				33	31	93.9	67	55	82.1	33	29	87.9	33	21	63.6	
	5212308	2023	2	64	33	51.6				61	54	88.5	35	25	71.4	119	118	99.2	55	48	87.3				58	49	84.5	61	48	78.7	58	43	74.1	58	41	70.7	
LEWIS P	5212107	2024	1	10	10	100.0	13	13	100.0	54	51	94.4	10	9	90.0	67	67	100.0				43	43	100.0	13	13	100.0	54	45	83.3	13	13	100.0	13	13	100.0	
	5212107	2023	1	37	30	81.1	17	17	100.0	98	77	78.6	37	33	89.2	115	114	99.1				61	59	96.7	17	17	100.0	90	65	72.2	25	24	96.0	17	16	94.1	
LOBETHAL INDEPENDENT	5212241	2024	99	3	3	100.0				9	9	100.0	2	2	100.0	15	15	100.0	13	13	100.0				12	10	83.3	9	9	100.0	6	6	100.0	6	6	100.0	
	5212241	2023	99	2	0	0.0				7	5	71.4	3	0	0.0	8	8	100.0	5	4	80.0				6	4	66.7	6	6	100.0	2	2	100.0	1	1	100.0	
MABASO S	5212242	2024	1	14	13	92.9	166	153	92.2	96	93	96.9	14	13	92.9	180	180	100.0							84	77	91.7	82	71	86.6	98	69	70.4	84	51	60.7	
	5212242	2023	1	23	21	91.3	233	179	76.8	122	102	83.6	23	21	91.3	256	256	100.0							134	109	81.3	99	74	74.7	157	62	39.5	134	86	64.2	
MABIZELA H	5212214	2024	1	26	26	100.0				30	30	100.0	27	26	96.3	100	100	100.0	73	68	93.2	36	35	97.2	72	57	79.2	38	38	100.0	61	55	90.2	36	24	66.7	
	5212214	2023	1	19	18	94.7				19	19	100.0	19	19	100.0	67	67	100.0	48	47	97.9	25	25	100.0	48	37	77.1	26	24	92.3	41	24	58.5	23	22	95.7	



Province Districts	Centre Name	Centre Number	Exam Date	Quintile	Accounting			Agricultural Sciences			Business Studies			Economics			English First Additional Language			Geography			History			Life Sciences			Mathematical Literacy			Mathematics			Physical Sciences		
					Total Wrote	Achieved 30 - 100%	% Achieved at 30% and Above	Total Wrote	Achieved 30 - 100%	% Achieved at 30% and Above	Total Wrote	Achieved 30 - 100%	% Achieved at 30% and Above	Total Wrote	Achieved 30 - 100%	% Achieved at 30% and Above	Total Wrote	Achieved 30 - 100%	% Achieved at 30% and Above	Total Wrote	Achieved 30 - 100%	% Achieved at 30% and Above	Total Wrote	Achieved 30 - 100%	% Achieved at 30% and Above	Total Wrote	Achieved 30 - 100%	% Achieved at 30% and Above	Total Wrote	Achieved 30 - 100%	% Achieved at 30% and Above	Total Wrote	Achieved 30 - 100%	% Achieved at 30% and Above	Total Wrote	Achieved 30 - 100%	% Achieved at 30% and Above
					UMZINYATHI	MACEBA S	5212108	2024	1	62	51	82.3				62	60	96.8	62	59	95.2	149	149	100.0	90	86	95.6				90	63	70.0	96	93	96.9	57
		5212108	2023	1	80	64	80.0				61	56	91.8	81	75	92.6	160	160	100.0	81	78	96.3				81	59	72.8	92	87	94.6	69	67	97.1	55	55	100.0
	MACINGWANE S	5212215	2024	1	45	45	100.0	93	93	100.0	95	95	100.0	43	43	100.0	191	191	100.0				50	50	100.0	148	146	98.6	82	82	100.0	107	105	98.1	97	96	99.0
		5212215	2023	1	49	48	98.0	76	76	100.0	79	78	98.7	46	45	97.8	158	158	100.0				33	33	100.0	112	112	100.0	74	73	98.6	84	79	94.0	79	79	100.0
	MADUDULA H	5212216	2024	1	22	22	100.0				22	21	95.5	22	22	100.0	151	151	100.0	53	50	94.3	76	73	96.1	129	93	72.1	98	96	98.0	53	40	75.5	53	49	92.5
		5212216	2023	1	19	19	100.0				19	19	100.0	19	19	100.0	130	130	100.0	54	50	92.6	57	54	94.7	111	72	64.9	65	56	86.2	65	39	60.0	54	42	77.8
	MAFEMFUNDO S	5212252	2024	1	12	12	100.0				23	23	100.0	16	16	100.0	51	51	100.0	39	39	100.0	16	16	100.0	12	11	91.7	39	39	100.0	12	6	50.0	9	9	100.0
		5212252	2023	1	5	5	100.0				8	8	100.0	11	9	81.8	24	23	95.8	17	16	94.1	5	5	100.0	9	8	88.9	13	11	84.6	11	6	54.5	7	7	100.0
	MAHLOKOHLOKO S	5212217	2024	1				18	17	94.4	10	9	90.0				18	18	100.0							18	13	72.2	10	10	100.0	8	6	75.0	8	6	75.0
	MAKHEDAMA H	5212411	2024	1	18	18	100.0				100	100	100.0	18	18	100.0	101	101	100.0				101	101	100.0	83	78	94.0	78	77	98.7	21	15	71.4	15	13	86.7
		5212411	2023	1	9	9	100.0				116	115	99.1	9	9	100.0	115	115	100.0				116	116	100.0	107	70	65.4	95	87	91.6	18	14	77.8	14	14	100.0
	MAKHOSONKE S	5212412	2024	2							44	44	100.0				45	45	100.0	45	30	66.7	45	45	100.0				45	45	100.0						
		5212412	2023	2							51	51	100.0				54	54	100.0	55	52	94.5	56	56	100.0				52	52	100.0						
	MANGENI S	5212309	2024	1	18	17	94.4	33	33	100.0	20	20	100.0	19	19	100.0	81	81	100.0	62	62	100.0				61	53	86.9	49	49	100.0	30	30	100.0	28	24	85.7
		5212309	2023	1	18	15	83.3	20	20	100.0	20	20	100.0	20	16	80.0	66	66	100.0	44	44	100.0				45	39	86.7	39	35	89.7	24	21	87.5	24	23	95.8
	MANQOBA S	5212109	2024	2	20	16	80.0				54	47	87.0	19	17	89.5	82	82	100.0	62	55	88.7	34	34	100.0	28	26	92.9	54	41	75.9	28	16	57.1	28	17	60.7
		5212109	2023	2	23	7	30.4				27	26	96.3	26	14	53.8	72	72	100.0	44	38	86.4				43	28	65.1	40	33	82.5	26	7	26.9	22	11	50.0
	MAQHINGA MEMORIAL H	5212413	2024	2	15	10	66.7				15	15	100.0	15	13	86.7	31	31	100.0	16	16	100.0	16	16	100.0	16	10	62.5	27	27	100.0	4	3	75.0			
		5212413	2023	2	12	8	66.7				12	12	100.0	12	12	100.0	20	20	100.0	8	8	100.0	8	8	100.0	8	8	100.0	14	14	100.0	6	4	66.7			

Province Districts	Centre Name	Centre Number	Exam Date	Quintile	Accounting			Agricultural Sciences			Business Studies			Economics			English First Additional Language			Geography			History			Life Sciences			Mathematical Literacy			Mathematics			Physical Sciences		
					Total Wrote	Achieved 30 - 100%	% Achieved at 30% and Above	Total Wrote	Achieved 30 - 100%	% Achieved at 30% and Above	Total Wrote	Achieved 30 - 100%	% Achieved at 30% and Above	Total Wrote	Achieved 30 - 100%	% Achieved at 30% and Above	Total Wrote	Achieved 30 - 100%	% Achieved at 30% and Above	Total Wrote	Achieved 30 - 100%	% Achieved at 30% and Above	Total Wrote	Achieved 30 - 100%	% Achieved at 30% and Above	Total Wrote	Achieved 30 - 100%	% Achieved at 30% and Above	Total Wrote	Achieved 30 - 100%	% Achieved at 30% and Above	Total Wrote	Achieved 30 - 100%	% Achieved at 30% and Above			
					UMZINYATHI	MASHINGIZELA H	5212414	2024	1	25	19	76.0				25	24	96.0	25	25	100.0	62	62	100.0	37	35	94.6	13	13	100.0	37	26	70.3	31	31	100.0	31
		5212414	2023	1	27	19	70.4				27	23	85.2	27	18	66.7	64	63	98.4	37	35	94.6	15	15	100.0	36	25	69.4	22	19	86.4	38	16	42.1	22	21	95.5
	MATHUKULULA S	5212310	2024	2	16	16	100.0				16	12	75.0	16	10	62.5	37	37	100.0	21	21	100.0				21	21	100.0				37	12	32.4	21	16	76.2
		5212310	2023	2	6	6	100.0				6	6	100.0	6	5	83.3	22	22	100.0	16	16	100.0				16	16	100.0				22	6	27.3	16	14	87.5
	MAWELE H	5212218	2024	1	23	23	100.0	39	39	100.0	59	59	100.0	23	23	100.0	149	149	100.0	87	87	100.0				126	123	97.6	53	53	100.0	96	86	89.6	90	90	100.0
		5212218	2023	1	31	31	100.0	31	31	100.0	61	61	100.0	31	30	96.8	154	154	100.0	92	92	100.0				123	121	98.4	47	44	93.6	107	86	80.4	93	93	100.0
	MAWENI H	5212110	2024	1	9	9	100.0	18	18	100.0	18	18	100.0	18	18	100.0	36	36	100.0							18	18	100.0	17	17	100.0	19	18	94.7	18	17	94.4
		5212110	2023	1	12	11	91.7	21	21	100.0	19	17	89.5	19	18	94.7	33	33	100.0							14	14	100.0	17	17	100.0	16	12	75.0	14	13	92.9
	MBOMVU P	5212219	2024	1	15	9	60.0				44	42	95.5	40	27	67.5	44	44	100.0							29	29	100.0	38	29	76.3	6	6	100.0	4	4	100.0
		5212219	2023	1	5	5	100.0				24	24	100.0	17	16	94.1	24	24	100.0							19	19	100.0	17	17	100.0	7	7	100.0	7	7	100.0
	MDONSWA H	5212311	2024	1	30	21	70.0				30	24	80.0	30	20	66.7	30	30	100.0																		
		5212311	2023	1	16	15	93.8				16	16	100.0	16	16	100.0	16	16	100.0																		
	MGAZI S	5212312	2024	2	61	49	80.3				136	128	94.1	134	102	76.1	205	205	100.0	69	69	100.0				132	99	75.0	135	125	92.6	70	41	58.6	69	58	84.1
		5212312	2023	2	93	77	82.8				138	127	92.0	130	105	80.8	219	219	100.0	78	78	100.0				116	82	70.7	93	80	86.0	113	43	38.1	67	62	92.5
	MGIDLA H	5212313	2024	2	18	17	94.4				18	18	100.0	18	18	100.0	86	86	100.0	68	68	100.0	23	23	100.0	68	62	91.2	23	19	82.6	63	13	20.6	45	43	95.6
		5212313	2023	2	12	10	83.3				12	11	91.7	12	11	91.7	94	94	100.0	82	71	86.6	30	28	93.3	82	53	64.6	30	21	70.0	64	13	20.3	52	37	71.2
	MGWEMPISI COMBINED	5212415	2024	1												9	9	100.0	9	3	33.3	9	8	88.9	9	0	0.0	9	5	55.6							
	MHAYISE S S	5212335	2024	3				21	20	95.2						21	21	100.0							21	20	95.2				21	9	42.9	21	18	85.7	
		5212335	2023	3				24	22	91.7						24	24	100.0							24	24	100.0				24	14	58.3	24	20	83.3	

Province Districts	Centre Name	Centre Number	Exam Date	Quintile	Accounting			Agricultural Sciences			Business Studies			Economics			English First Additional Language			Geography			History			Life Sciences			Mathematical Literacy			Mathematics			Physical Sciences		
					Total Wrote	Achieved 30 - 100%	% Achieved at 30% and Above	Total Wrote	Achieved 30 - 100%	% Achieved at 30% and Above	Total Wrote	Achieved 30 - 100%	% Achieved at 30% and Above	Total Wrote	Achieved 30 - 100%	% Achieved at 30% and Above	Total Wrote	Achieved 30 - 100%	% Achieved at 30% and Above	Total Wrote	Achieved 30 - 100%	% Achieved at 30% and Above	Total Wrote	Achieved 30 - 100%	% Achieved at 30% and Above	Total Wrote	Achieved 30 - 100%	% Achieved at 30% and Above	Total Wrote	Achieved 30 - 100%	% Achieved at 30% and Above	Total Wrote	Achieved 30 - 100%	% Achieved at 30% and Above	Total Wrote	Achieved 30 - 100%	% Achieved at 30% and Above
					MHLAKOTHI H	5212221	2024	1	24	24	100.0	30	30	100.0	16	16	100.0	16	16	100.0	90	90	100.0	46	46	100.0				54	53	98.1				90	61
	5212221	2023	1	24	24	100.0	30	26	86.7	35	34	97.1	35	34	97.1	98	98	100.0	65	63	96.9				54	49	90.7				98	65	66.3	33	32	97.0	
MHLANGEZULU S	5212222	2024	1	40	37	92.5				40	40	100.0	27	27	100.0	40	40	100.0							13	13	100.0	14	14	100.0	26	16	61.5				
	5212222	2023	1	40	39	97.5				40	40	100.0	31	30	96.8	40	40	100.0							9	9	100.0				40	12	30.0				
ML SULTAN GLENCOE S	5212111	2024	4							46	33	71.7				45	45	100.0	46	33	71.7				44	36	81.8	40	29	72.5	26	18	69.2	18	13	72.2	
	5212111	2023	4							24	18	75.0							42	34	81.0				31	26	83.9	11	9	81.8	30	16	53.3	17	5	29.4	
MLANDOWETHU S	5212112	2024	1							31	31	100.0				32	32	100.0	32	32	100.0				32	32	100.0	13	13	100.0	19	10	52.6	16	12	75.0	
	5212112	2023	1							17	16	94.1				17	17	100.0	17	17	100.0				17	15	88.2				17	6	35.3	17	7	41.2	
MOUNT ERNESTINA COMBINED	5212416	2024	2	51	41	80.4				51	42	82.4	51	38	74.5	118	118	100.0	67	63	94.0	16	15	93.8	67	54	80.6	38	34	89.5	80	47	58.8	51	27	52.9	
	5212416	2023	2	32	23	71.9				32	25	78.1	32	25	78.1	80	80	100.0	48	48	100.0	11	11	100.0	48	41	85.4	26	24	92.3	54	26	48.1	37	31	83.8	
MPIKAYIZEKANYE S	5212223	2024	1	23	23	100.0				30	30	100.0	29	28	96.6	30	30	100.0							7	7	100.0	29	29	100.0	0	0					
	5212223	2023	1	27	26	96.3				27	27	100.0	27	27	100.0	27	27	100.0										23	23	100.0	4	4	100.0				
MQAMATHI H	5212224	2024	1	19	19	100.0				60	60	100.0	19	19	100.0	81	81	100.0	62	62	100.0				62	61	98.4	52	52	100.0	29	29	100.0	21	21	100.0	
	5212224	2023	1	18	18	100.0				63	63	100.0	18	16	88.9	79	79	100.0	61	61	100.0				61	56	91.8	45	45	100.0	34	33	97.1	16	16	100.0	
MSIMBITHI S	5212225	2024	1	20	18	90.0				31	28	90.3	18	15	83.3	46	46	100.0				25	25	100.0	26	21	80.8	25	22	88.0	21	13	61.9	14	13	92.9	
	5212225	2023	1	14	13	92.9				22	21	95.5	14	12	85.7	31	31	100.0				17	17	100.0	17	13	76.5	19	17	89.5	11	7	63.6	9	8	88.9	
MSIMBU S	5212314	2024	1	67	15	22.4				66	63	95.5	67	66	98.5	144	144	100.0	76	69	90.8	32	32	100.0	44	42	95.5	97	92	94.8	43	26	60.5	44	41	93.2	
	5212314	2023	1	50	24	48.0				50	46	92.0	68	56	82.4	104	103	99.0	52	49	94.2	20	20	100.0	34	32	94.1	68	53	77.9	34	20	58.8	34	33	97.1	
MSINGA H	5212226	2024	2	23	20	87.0				30	30	100.0	21	21	100.0	90	90	100.0	67	66	98.5				69	62	89.9	30	26	86.7	60	53	88.3	60	45	75.0	
	5212226	2023	2	31	29	93.5				39	39	100.0	31	28	90.3	75	75	100.0	44	43	97.7				46	45	97.8	38	37	97.4	38	34	89.5	37	30	81.1	

Province Districts	Centre Name	Centre Number	Exam Date	Quintile	Accounting			Agricultural Sciences			Business Studies			Economics			English First Additional Language			Geography			History			Life Sciences			Mathematical Literacy			Mathematics			Physical Sciences		
					Total Wrote	Achieved 30 - 100%	% Achieved at 30% and Above	Total Wrote	Achieved 30 - 100%	% Achieved at 30% and Above	Total Wrote	Achieved 30 - 100%	% Achieved at 30% and Above	Total Wrote	Achieved 30 - 100%	% Achieved at 30% and Above	Total Wrote	Achieved 30 - 100%	% Achieved at 30% and Above	Total Wrote	Achieved 30 - 100%	% Achieved at 30% and Above	Total Wrote	Achieved 30 - 100%	% Achieved at 30% and Above	Total Wrote	Achieved 30 - 100%	% Achieved at 30% and Above	Total Wrote	Achieved 30 - 100%	% Achieved at 30% and Above	Total Wrote	Achieved 30 - 100%	% Achieved at 30% and Above			
					UMZINYATHI	MTHALENI S	5212243	2024	1						5	5	100.0				12	12	100.0	12	12	100.0	7	7	100.0	12	12	100.0	11	11	100.0	1	1
		5212243	2023	1						8	8	100.0				20	20	100.0	20	14	70.0	11	11	100.0	20	19	95.0	15	14	93.3	4	4	100.0				
	MUDEN COMBINED	5212417	2024	2						47	35	74.5				57	57	100.0	10	10	100.0	46	43	93.5	10	10	100.0	45	37	82.2	9	6	66.7	10	7	70.0	
		5212417	2023	2						22	13	59.1				82	82	100.0	20	20	100.0	63	57	90.5	61	30	49.2	63	52	82.5	20	13	65.0	20	16	80.0	
	MUNTU H	5212244	2024	1	18	12	66.7	20	20	100.0	18	18	100.0	18	18	100.0	38	38	100.0							20	20	100.0	20	19	95.0	18	8	44.4	20	15	75.0
		5212244	2023	1	17	14	82.4	17	17	100.0	17	17	100.0	17	15	88.2	34	34	100.0							17	17	100.0	15	15	100.0	19	15	78.9	17	16	94.1
	MZILANKATHA S	5212315	2024	1				58	57	98.3							59	59	100.0	36	33	91.7				55	48	87.3	38	36	94.7	20	19	95.0	20	19	95.0
		5212315	2023	1				43	41	95.3							44	44	100.0	26	20	76.9				40	31	77.5	25	18	72.0	16	16	100.0	16	16	100.0
	MZONIWE JS	5212419	2024	2												26	26	100.0	26	25	96.2	26	26	100.0	26	20	76.9	26	26	100.0							
		5212419	2023	2												6	6	100.0	6	6	100.0	6	6	100.0	6	6	100.0	6	6	100.0							
	NDLANGAMANDLA S	5212316	2024	3	30	20	66.7	7	6	85.7	77	58	75.3	23	13	56.5	120	119	99.2	90	84	93.3				36	33	91.7	54	42	77.8	66	35	53.0	43	33	76.7
		5212316	2023	3	34	18	52.9	19	13	68.4	89	66	74.2	31	14	45.2	159	155	97.5	125	100	80.0				51	37	72.5	58	30	51.7	101	46	45.5	71	47	66.2
	NDLELANHLE SECONDARY SCHOOL	5212344	2024	1	25	23	92.0							25	24	96.0	94	94	100.0	69	69	100.0	39	39	100.0	94	74	78.7	39	39	100.0	55	41	74.5	30	23	76.7
		5212344	2023	1	19	14	73.7							19	8	42.1	45	45	100.0	26	26	100.0				45	28	62.2				43	27	62.8	26	15	57.7
	NDLOLOTHI S	5212420	2024	3	5	5	100.0				17	17	100.0				22	22	100.0	20	17	85.0				13	6	46.2	14	11	78.6	5	1	20.0			
		5212420	2023	3							32	12	37.5				32	27	84.4	30	14	46.7				30	7	23.3	32	12	37.5						
	NGWANE JS	5212342	2024	1	22	22	100.0				39	39	100.0	54	49	90.7	81	81	100.0	56	56	100.0				42	42	100.0	34	34	100.0	43	41	95.3	41	40	97.6
		5212342	2023	1	17	14	82.4				37	36	97.3	50	47	94.0	77	77	100.0	58	57	98.3				40	39	97.5	32	31	96.9	39	36	92.3	36	36	100.0
	NHLALAKAHLE S	5212317	2024	1	27	21	77.8				122	102	83.6	28	24	85.7	223	223	100.0	178	140	78.7				158	125	79.1	93	73	78.5	101	56	55.4	80	59	73.8
		5212317	2023	1	23	20	87.0				73	70	95.9	23	20	87.0	147	147	100.0	126	108	85.7				120	103	85.8	46	45	97.8	94	42	44.7	70	54	77.1

Province Districts	Centre Name	Centre Number	Exam Date	Quintile	Accounting			Agricultural Sciences			Business Studies			Economics			English First Additional Language			Geography			History			Life Sciences			Mathematical Literacy			Mathematics			Physical Sciences						
					Total Wrote	Achieved 30 - 100%	% Achieved at 30% and Above	Total Wrote	Achieved 30 - 100%	% Achieved at 30% and Above	Total Wrote	Achieved 30 - 100%	% Achieved at 30% and Above	Total Wrote	Achieved 30 - 100%	% Achieved at 30% and Above	Total Wrote	Achieved 30 - 100%	% Achieved at 30% and Above	Total Wrote	Achieved 30 - 100%	% Achieved at 30% and Above	Total Wrote	Achieved 30 - 100%	% Achieved at 30% and Above	Total Wrote	Achieved 30 - 100%	% Achieved at 30% and Above	Total Wrote	Achieved 30 - 100%	% Achieved at 30% and Above	Total Wrote	Achieved 30 - 100%	% Achieved at 30% and Above	Total Wrote	Achieved 30 - 100%	% Achieved at 30% and Above				
					UMZINYATHI	NKONZA S	5212113	2024	1											63	63	100.0	63	20	31.7	63	46	73.0				63	38	60.3							
		5212113	2023	1											27	27	100.0	27	17	63.0	27	27	100.0				27	18	66.7												
	NOGIDA H	5212227	2024	1	28	24	85.7	23	23	100.0	50	43	86.0	48	46	95.8	83	83	100.0							33	30	90.9	34	32	94.1	44	31	70.5	32	29	90.6				
		5212227	2023	1	34	27	79.4	25	25	100.0	62	59	95.2	57	55	96.5	88	88	100.0							26	24	92.3	52	47	90.4	28	27	96.4	22	22	100.0				
	NOMAFU H	5212245	2024	1	43	42	97.7	62	62	100.0	57	57	100.0	38	38	100.0	108	108	100.0							70	68	97.1	53	53	100.0	55	39	70.9	51	51	100.0				
		5212245	2023	1	50	45	90.0	69	67	97.1	64	64	100.0	47	40	85.1	128	128	100.0							70	69	98.6	56	52	92.9	61	43	70.5	58	55	94.8				
	NOMDUMO H	5212318	2024	1	17	4	23.5				20	18	90.0	18	12	66.7	52	52	100.0	33	33	100.0				32	32	100.0	20	17	85.0	32	16	50.0	32	22	68.8				
		5212318	2023	1	8	7	87.5				8	8	100.0	8	6	75.0	35	35	100.0	24	24	100.0				25	24	96.0	8	8	100.0	25	14	56.0	24	19	79.2				
	NTALANTALA S	5212319	2024	1	45	45	100.0				45	44	97.8	45	42	93.3	78	77	98.7	33	33	100.0				32	32	100.0	43	42	97.7	35	27	77.1	33	29	87.9				
		5212319	2023	1	31	31	100.0				33	33	100.0	33	25	75.8	72	72	100.0	41	41	100.0				39	39	100.0	33	33	100.0	39	30	76.9	39	39	100.0				
	NYONIYEZWE H	5212228	2024	1	17	14	82.4				26	25	96.2	20	19	95.0	56	56	100.0	30	28	93.3				30	30	100.0	25	19	76.0	30	23	76.7	29	25	86.2				
		5212228	2023	1	26	16	61.5				26	26	100.0	26	23	88.5	39	39	100.0	13	12	92.3				13	13	100.0	26	22	84.6	13	12	92.3	13	11	84.6				
	OPHOFINI S	5212421	2024	1	2	2	100.0				16	12	75.0				16	16	100.0				16	16	100.0	14	10	71.4	16	15	93.8										
		5212421	2023	1	8	3	37.5				24	13	54.2				25	25	100.0				25	25	100.0	16	3	18.8	25	9	36.0										
	PANO JS	5212229	2024	1							19	17	89.5				32	32	100.0	32	29	90.6				28	24	85.7	17	16	94.1	12	9	75.0	12	6	50.0				
		5212229	2023	1							19	7	36.8				54	50	92.6	51	40	78.4				42	15	35.7	24	14	58.3	21	17	81.0	23	15	65.2				
	PHAKATHWAYO S	5212320	2024	1	42	42	100.0				42	42	100.0	42	41	97.6	80	80	100.0	38	38	100.0				38	38	100.0	42	39	92.9	38	35	92.1	38	37	97.4				
		5212320	2023	1	44	44	100.0				44	44	100.0	44	43	97.7	82	82	100.0	38	37	97.4				38	37	97.4	43	43	100.0	39	29	74.4	38	32	84.2				
	PHATHIZWE H	5212114	2024	1	11	8	72.7				11	10	90.9				44	44	100.0	44	40	90.9	33	33	100.0	33	22	66.7	35	32	91.4	9	0	0.0							
		5212114	2023	1	24	21	87.5				24	24	100.0				45	45	100.0	45	41	91.1	21	21	100.0	21	21	100.0	34	30	88.2	11	4	36.4							

Province Districts	Centre Name	Centre Number	Exam Date	Quintile	Accounting			Agricultural Sciences			Business Studies			Economics			English First Additional Language			Geography			History			Life Sciences			Mathematical Literacy			Mathematics			Physical Sciences			
					Total Wrote	Achieved 30 - 100%	% Achieved at 30% and Above	Total Wrote	Achieved 30 - 100%	% Achieved at 30% and Above	Total Wrote	Achieved 30 - 100%	% Achieved at 30% and Above	Total Wrote	Achieved 30 - 100%	% Achieved at 30% and Above	Total Wrote	Achieved 30 - 100%	% Achieved at 30% and Above	Total Wrote	Achieved 30 - 100%	% Achieved at 30% and Above	Total Wrote	Achieved 30 - 100%	% Achieved at 30% and Above	Total Wrote	Achieved 30 - 100%	% Achieved at 30% and Above	Total Wrote	Achieved 30 - 100%	% Achieved at 30% and Above	Total Wrote	Achieved 30 - 100%	% Achieved at 30% and Above	Total Wrote	Achieved 30 - 100%	% Achieved at 30% and Above	
					PHUMELELA S	5212254	2024	1	6	6	100.0	0	0		8	7	87.5	8	8	100.0	23	23	100.0	15	15	100.0				15	14	93.3	12	12	100.0	7	4	57.1
	5212254	2023	1	22	12	54.5				25	22	88.0	24	12	50.0	66	66	100.0	37	24	64.9				34	21	61.8	39	34	87.2	17	12	70.6	29	18	62.1		
PHUMULANI S	5212321	2024	3	20	10	50.0				63	59	93.7	40	30	75.0	89	89	100.0	69	63	91.3				49	42	85.7	59	51	86.4	30	14	46.7	26	19	73.1		
	5212321	2023	3	18	10	55.6				63	51	81.0	52	30	57.7	103	103	100.0	85	78	91.8				51	44	86.3	55	38	69.1	48	22	45.8	40	34	85.0		
QHOBO JS	5212334	2024	1				56	56	100.0							56	56	100.0	56	56	100.0				56	56	100.0				56	21	37.5	56	28	50.0		
	5212334	2023	1				52	51	98.1							52	52	100.0	52	52	100.0				52	52	100.0				52	14	26.9	52	23	44.2		
QHUBINYATHI S	5212422	2024	2	7	7	100.0				7	7	100.0	7	6	85.7	7	7	100.0											7	7	100.0							
	5212422	2023	2	12	3	25.0				12	12	100.0	12	9	75.0	12	12	100.0										12	11	91.7								
SAKHISENI H	5212230	2024	1	15	14	93.3				56	56	100.0	56	56	100.0	172	172	100.0	116	114	98.3				116	108	93.1	126	123	97.6	46	33	71.7	31	26	83.9		
	5212230	2023	1	29	25	86.2				56	55	98.2	56	51	91.1	150	150	100.0	94	92	97.9				94	86	91.5	94	89	94.7	56	33	58.9	27	26	96.3		
SAKHISIZWE S	5212231	2024	1	22	22	100.0				22	22	100.0	22	21	95.5	22	22	100.0												22	5	22.7						
	5212231	2023	1	16	16	100.0				16	16	100.0	14	14	100.0	16	16	100.0							2	2	100.0				16	3	18.8					
SAREL CILLIERS S	5212115	2024	4	27	26	96.3				123	116	94.3				7	7	100.0	37	33	89.2	7	7	100.0	94	75	79.8	115	110	95.7	57	54	94.7	38	29	76.3		
	5212115	2023	4	17	17	100.0				86	79	91.9				4	4	100.0	26	26	100.0	11	11	100.0	93	68	73.1	86	85	98.8	51	47	92.2	41	36	87.8		
SEBENZAKUSAKHANYA S	5212116	2024	3	21	8	38.1				46	37	80.4	21	13	61.9	59	58	98.3	37	24	64.9	25	19	76.0	13	11	84.6	46	27	58.7	13	7	53.8	13	8	61.5		
	5212116	2023	3	18	4	22.2				78	44	56.4	18	10	55.6	101	101	100.0	83	53	63.9	60	58	96.7	23	18	78.3	76	42	55.3	25	15	60.0	23	11	47.8		
SHIYANE S	5212117	2024	1	32	26	81.3				33	31	93.9	32	20	62.5	120	120	100.0	88	82	93.2				88	44	50.0	82	74	90.2	40	20	50.0	26	17	65.4		
	5212117	2023	1	21	18	85.7				21	21	100.0	21	17	81.0	78	78	100.0	57	51	89.5				57	34	59.6	54	44	81.5	24	17	70.8	22	20	90.9		
SIBONGINHLANHLA JS	5212118	2024	1	21	20	95.2				21	21	100.0	21	20	95.2	21	21	100.0												21	11	52.4						
	5212118	2023	1	18	18	100.0				18	18	100.0	18	18	100.0	18	18	100.0												18	10	55.6						

Province Districts	Centre Name	Centre Number	Exam Date	Quintile	Accounting			Agricultural Sciences			Business Studies			Economics			English First Additional Language			Geography			History			Life Sciences			Mathematical Literacy			Mathematics			Physical Sciences				
					Total Wrote	Achieved 30 - 100%	% Achieved at 30% and Above	Total Wrote	Achieved 30 - 100%	% Achieved at 30% and Above	Total Wrote	Achieved 30 - 100%	% Achieved at 30% and Above	Total Wrote	Achieved 30 - 100%	% Achieved at 30% and Above	Total Wrote	Achieved 30 - 100%	% Achieved at 30% and Above	Total Wrote	Achieved 30 - 100%	% Achieved at 30% and Above	Total Wrote	Achieved 30 - 100%	% Achieved at 30% and Above	Total Wrote	Achieved 30 - 100%	% Achieved at 30% and Above	Total Wrote	Achieved 30 - 100%	% Achieved at 30% and Above	Total Wrote	Achieved 30 - 100%	% Achieved at 30% and Above	Total Wrote	Achieved 30 - 100%	% Achieved at 30% and Above		
					UMZINYATHI	SICELIMFUNDO COMBINED	5212343	2024	1	30	16	53.3	58	56	96.6	65	62	95.4	65	45	69.2	127	127	100.0	62	61	98.4				61	56	91.8	67	48	71.6	60	34	56.7
		5212343	2023	1	69	48	69.6	156	135	86.5	144	127	88.2	127	88	69.3	370	369	99.7	228	220	96.5				239	219	91.6	145	115	79.3	227	139	61.2	200	152	76.0		
	SIHAYO H	5212322	2024	2	32	23	71.9				24	22	91.7	32	29	90.6	127	127	100.0	69	62	89.9				46	38	82.6				125	69	55.2	94	41	43.6		
		5212322	2023	2	24	17	70.8				16	15	93.8	24	24	100.0	96	96	100.0	45	42	93.3				31	25	80.6				91	52	57.1	69	38	55.1		
	SIKULWAZI SECONDARY SCHOOL	5212433	2024	1				8	8	100.0							8	8	100.0	8	8	100.0							8	8	100.0								
		5212433	2023	1				10	9	90.0							10	10	100.0	10	10	100.0							10	10	100.0								
	SINOTHANDO SECONDARY SCHOOL	5212255	2024	3	37	29	78.4				36	35	97.2	37	37	100.0	38	38	100.0										37	37	100.0								
		5212255	2023	3	22	16	72.7				22	21	95.5	22	20	90.9	23	23	100.0										22	20	90.9								
	SIPHAKEME COMBINED	5212423	2024	2	21	18	85.7				22	22	100.0	22	20	90.9	67	67	100.0	45	43	95.6	34	34	100.0	45	34	75.6	56	50	89.3	11	9	81.8	11	9	81.8		
		5212423	2023	2	21	16	76.2				21	21	100.0	21	21	100.0	61	61	100.0	40	34	85.0	35	35	100.0	40	18	45.0	54	48	88.9	7	5	71.4	5	3	60.0		
	SISEKELO HIGH SCHOOL	5212431	2024	2	9	9	100.0				28	25	89.3	27	20	74.1	28	28	100.0				17	17	100.0							17	16	94.1	7	4	57.1		
		5212431	2023	2	23	21	91.3				23	19	82.6	23	19	82.6	23	23	100.0												23	1	4.3						
	SIYABONGA S	5212232	2024	1							72	71	98.6	46	32	69.6	72	72	100.0							72	68	94.4	46	43	93.5	26	20	76.9	26	22	84.6		
		5212232	2023	1							43	43	100.0	20	10	50.0	43	43	100.0							43	43	100.0	20	20	100.0	23	21	91.3	23	21	91.3		
	SIYANDA S	5212323	2024	2	25	24	96.0				64	63	98.4	63	44	69.8	97	97	100.0	73	72	98.6				35	33	94.3	54	54	100.0	40	36	90.0	33	29	87.9		
		5212323	2023	2	15	15	100.0				46	44	95.7	46	39	84.8	79	79	100.0	63	62	98.4				33	32	97.0	30	30	100.0	48	36	75.0	33	27	81.8		
	SOMASHI H	5212233	2024	1	48	42	87.5				62	60	96.8	31	31	100.0	81	81	100.0	16	16	100.0				50	37	74.0	57	56	98.2	24	18	75.0	19	17	89.5		
		5212233	2023	1	32	29	90.6				49	47	95.9	18	18	100.0	62	62	100.0	12	11	91.7				45	29	64.4	42	38	90.5	21	18	85.7	14	14	100.0		
	SPRINGLAKE H	5212119	2024	2	36	36	100.0	42	38	90.5	72	71	98.6	36	32	88.9	114	114	100.0	81	76	93.8				39	39	100.0	72	71	98.6	30	30	100.0	30	24	80.0		
		5212119	2023	2	47	44	93.6	43	38	88.4	85	80	94.1	46	26	56.5	124	124	100.0	75	69	92.0				34	33	97.1	80	74	92.5	32	30	93.8	32	31	96.9		



Province Districts	Centre Name	Centre Number	Exam Date	Quintile	Accounting			Agricultural Sciences			Business Studies			Economics			English First Additional Language			Geography			History			Life Sciences			Mathematical Literacy			Mathematics			Physical Sciences		
					Total Wrote	Achieved 30 - 100%	% Achieved at 30% and Above	Total Wrote	Achieved 30 - 100%	% Achieved at 30% and Above	Total Wrote	Achieved 30 - 100%	% Achieved at 30% and Above	Total Wrote	Achieved 30 - 100%	% Achieved at 30% and Above	Total Wrote	Achieved 30 - 100%	% Achieved at 30% and Above	Total Wrote	Achieved 30 - 100%	% Achieved at 30% and Above	Total Wrote	Achieved 30 - 100%	% Achieved at 30% and Above	Total Wrote	Achieved 30 - 100%	% Achieved at 30% and Above	Total Wrote	Achieved 30 - 100%	% Achieved at 30% and Above	Total Wrote	Achieved 30 - 100%	% Achieved at 30% and Above	Total Wrote	Achieved 30 - 100%	% Achieved at 30% and Above
					UMZINYATHI	THALANA S	5212120	2024	3	25	17	68.0				59	58	98.3	25	12	48.0	131	131	100.0	71	66	93.0	48	48	100.0	67	46	68.7	107	94	87.9	23
		5212120	2023	3	27	16	59.3				56	56	100.0	27	15	55.6	134	130	97.0	78	69	88.5	45	43	95.6	67	53	79.1	101	82	81.2	33	15	45.5	22	9	40.9
	THEMANE P	5212246	2024	1												17	17	100.0	17	13	76.5				17	13	76.5				17	6	35.3	17	4	23.5	
		5212246	2023	1												19	19	100.0	19	19	100.0				19	9	47.4				19	8	42.1	19	9	47.4	
	THEMBUNYAWO S	5212324	2024	2	44	31	70.5				104	92	88.5	48	39	81.3	105	104	99.0							56	54	96.4	24	20	83.3	75	33	44.0	55	47	85.5
		5212324	2023	2	29	20	69.0				86	80	93.0	30	21	70.0	86	85	98.8							57	53	93.0				87	32	36.8	57	41	71.9
	THUTHUKANI SS	5212234	2024	1							20	20	100.0				20	20	100.0							20	20	100.0				20	12	60.0	20	16	80.0
		5212234	2023	1							20	18	90.0				20	20	100.0							20	18	90.0				20	9	45.0	20	19	95.0
	UBONGUMENZI S	5212325	2024	3	38	37	97.4				113	105	92.9	49	45	91.8	181	181	100.0	117	112	95.7				68	62	91.2	113	108	95.6	68	62	91.2	68	54	79.4
		5212325	2023	3	45	41	91.1				102	78	76.5	134	107	79.9	168	168	100.0	168	163	97.0				66	61	92.4	99	89	89.9	69	52	75.4	66	43	65.2
	UKUPHUMULA S	5212326	2024	1	29	27	93.1				48	48	100.0	48	48	100.0	88	88	100.0	59	59	100.0				40	40	100.0	47	47	100.0	41	35	85.4	40	40	100.0
		5212326	2023	1	21	20	95.2				45	44	97.8	43	39	90.7	72	72	100.0	51	50	98.0				28	27	96.4	42	40	95.2	26	23	88.5	26	26	100.0
	UMBONJE H	5212247	2024	1							32	29	90.6				82	82	100.0	50	43	86.0	50	50	100.0	83	62	74.7	50	41	82.0	33	24	72.7	33	15	45.5
		5212247	2023	1							32	27	84.4				78	78	100.0	46	43	93.5	46	46	100.0	78	63	80.8	46	42	91.3	32	26	81.3	32	23	71.9
	UMVOTI H	5212424	2024	1	34	32	94.1	12	12	100.0	34	28	82.4	34	28	82.4	76	76	100.0	30	27	90.0	30	30	100.0	42	34	81.0	48	44	91.7	28	11	39.3	12	10	83.3
		5212424	2023	1	24	18	75.0	11	11	100.0	24	21	87.5	24	14	58.3	52	52	100.0	17	16	94.1	17	17	100.0	28	23	82.1	31	29	93.5	21	5	23.8	11	9	81.8
	USIZO H	5212235	2024	1				11	8	72.7	13	11	84.6				15	15	100.0							10	7	70.0				15	0	0.0			
		5212235	2023	1				11	10	90.9	11	10	90.9				11	11	100.0							7	3	42.9				7	2	28.6			
	VELAPHANSI S	5212327	2024	1	25	19	76.0							25	23	92.0	37	37	100.0							12	10	83.3	25	24	96.0	12	11	91.7	12	5	41.7
		5212327	2023	1	13	9	69.2							9	7	77.8	13	13	100.0							13	9	69.2	9	8	88.9	4	4	100.0	4	3	75.0

Province Districts	Centre Name	Centre Number	Exam Date	Quintile	Accounting			Agricultural Sciences			Business Studies			Economics			English First Additional Language			Geography			History			Life Sciences			Mathematical Literacy			Mathematics			Physical Sciences			
					Total Wrote	Achieved 30 - 100%	% Achieved at 30% and Above	Total Wrote	Achieved 30 - 100%	% Achieved at 30% and Above	Total Wrote	Achieved 30 - 100%	% Achieved at 30% and Above	Total Wrote	Achieved 30 - 100%	% Achieved at 30% and Above	Total Wrote	Achieved 30 - 100%	% Achieved at 30% and Above	Total Wrote	Achieved 30 - 100%	% Achieved at 30% and Above	Total Wrote	Achieved 30 - 100%	% Achieved at 30% and Above	Total Wrote	Achieved 30 - 100%	% Achieved at 30% and Above	Total Wrote	Achieved 30 - 100%	% Achieved at 30% and Above	Total Wrote	Achieved 30 - 100%	% Achieved at 30% and Above				
					UMZINYATHI	VELAPHI H	5212236	2024	1							10	10	100.0	16	14	87.5	25	25	100.0	25	25	100.0				15	12	80.0				25	12
		5212236	2023	1							3	3	100.0	4	4	100.0	12	12	100.0	12	12	100.0				9	9	100.0				12	9	75.0	8	8	100.0	
	WETSIE S	5212328	2024	1													55	55	100.0	55	52	94.5	23	23	100.0	55	43	78.2	23	22	95.7	31	18	58.1	32	21	65.6	
		5212328	2023	1													45	45	100.0	45	42	93.3	27	26	96.3	45	32	71.1	27	18	66.7	18	10	55.6	18	15	83.3	
	ZAMOKWAKHE S	5212329	2024	1	8	6	75.0				8	8	100.0	8	8	100.0	23	23	100.0	15	14	93.3				15	11	73.3	6	6	100.0	17	13	76.5	15	12	80.0	
		5212329	2023	1	17	13	76.5				19	19	100.0	16	13	81.3	45	45	100.0	27	24	88.9				25	19	76.0	13	12	92.3	22	17	77.3	23	21	91.3	
	ZICOLE S	5212330	2024	3	17	9	52.9	71	47	66.2	17	13	76.5	17	10	58.8	87	86	98.9	47	37	78.7				71	47	66.2	61	53	86.9	27	12	44.4	24	12	50.0	
		5212330	2023	3	21	14	66.7	77	52	67.5	21	16	76.2	21	16	76.2	98	97	99.0	36	27	75.0				77	56	72.7	53	48	90.6	45	26	57.8	41	29	70.7	
	ZIMISELENI JS	5212237	2024	1	7	6	85.7				18	18	100.0	18	16	88.9	18	18	100.0							11	11	100.0				18	4	22.2				
		5212237	2023	1	9	9	100.0				29	29	100.0	29	24	82.8	29	29	100.0							20	20	100.0				29	3	10.3				
	ZINDLALELE S	5212331	2024	1	38	30	78.9				38	32	84.2	38	33	86.8	76	76	100.0	38	36	94.7				38	36	94.7	28	25	89.3	49	24	49.0	39	30	76.9	
		5212331	2023	1	53	42	79.2				53	46	86.8	53	48	90.6	99	99	100.0	46	42	91.3				46	37	80.4	42	39	92.9	57	28	49.1	46	36	78.3	
	ZOMBANE H	5212248	2024	1				35	31	88.6							94	94	100.0	59	40	67.8	69	64	92.8	94	51	54.3	62	57	91.9	32	18	56.3	25	18	72.0	
		5212248	2023	1				20	13	65.0							66	66	100.0	47	42	89.4	54	54	100.0	67	60	89.6	16	16	100.0	24	24	100.0	13	5	38.5	
	ZONYAMA H	5212249	2024	1	22	22	100.0				22	22	100.0	22	18	81.8	22	22	100.0														22	16	72.7			
		5212249	2023	1	12	11	91.7				12	12	100.0	12	12	100.0	12	12	100.0													12	8	66.7				
	ZWELINJANI S	5212238	2024	1							104	77	74.0	79	55	69.6	104	101	97.1							104	68	65.4	79	70	88.6	25	12	48.0	25	6	24.0	
		5212238	2023	1							85	85	100.0	66	66	100.0	88	88	100.0							88	64	72.7	66	65	98.5	22	22	100.0	22	22	100.0	

Province Districts	Centre Name	Centre Number	Exam Date	Quintile	Accounting			Agricultural Sciences			Business Studies			Economics			English First Additional Language			Geography			History			Life Sciences			Mathematical Literacy			Mathematics			Physical Sciences		
					Total Wrote	Achieved 30 - 100%	% Achieved at 30% and Above	Total Wrote	Achieved 30 - 100%	% Achieved at 30% and Above	Total Wrote	Achieved 30 - 100%	% Achieved at 30% and Above	Total Wrote	Achieved 30 - 100%	% Achieved at 30% and Above	Total Wrote	Achieved 30 - 100%	% Achieved at 30% and Above	Total Wrote	Achieved 30 - 100%	% Achieved at 30% and Above	Total Wrote	Achieved 30 - 100%	% Achieved at 30% and Above	Total Wrote	Achieved 30 - 100%	% Achieved at 30% and Above	Total Wrote	Achieved 30 - 100%	% Achieved at 30% and Above	Total Wrote	Achieved 30 - 100%	% Achieved at 30% and Above	Total Wrote	Achieved 30 - 100%	% Achieved at 30% and Above
					UTSHUKELA	ABANTUNGWA H	5211201	2024	3	14	8	57.1				15	12	80.0	15	9	60.0	55	55	100.0	41	29	70.7	22	22	100.0	40	18	45.0	34	26	76.5	21
		5211201	2023	3	17	13	76.5				17	15	88.2	17	14	82.4	53	53	100.0	36	36	100.0	20	20	100.0	36	27	75.0	29	26	89.7	24	17	70.8	16	13	81.3
	AM AHLUBI S	5211202	2024	3	16	14	87.5				16	15	93.8	16	13	81.3	153	153	100.0	38	36	94.7	99	89	89.9	38	32	84.2	113	91	80.5	40	28	70.0	38	25	65.8
		5211202	2023	3	35	24	68.6				35	32	91.4	35	26	74.3	193	192	99.5	65	63	96.9	93	83	89.2	65	58	89.2	127	102	80.3	66	36	54.5	65	31	47.7
	AMANGWANE H	5211101	2024	2	62	55	88.7	50	50	100.0	83	56	67.5	49	25	51.0	200	197	98.5	117	112	95.7	37	34	91.9	151	130	86.1	73	63	86.3	127	91	71.7	78	68	87.2
		5211101	2023	2	113	63	55.8	77	77	100.0	47	42	89.4	46	24	52.2	254	254	100.0	174	168	96.6	35	35	100.0	208	149	71.6	98	81	82.7	156	122	78.2	110	98	89.1
	AMAPHISI H	5211102	2024	3	9	9	100.0				9	9	100.0	9	7	77.8	50	50	100.0	41	38	92.7	25	25	100.0	16	15	93.8	29	27	93.1	21	16	76.2	16	13	81.3
		5211102	2023	3	15	11	73.3				15	15	100.0	15	13	86.7	82	82	100.0	67	61	91.0	39	39	100.0	28	26	92.9	45	39	86.7	37	24	64.9	28	25	89.3
	AMAZIZI H	5211103	2024	2												98	98	100.0	98	98	100.0	98	98	100.0	98	98	100.0	98	98	100.0							
		5211103	2023	2												104	104	100.0	104	104	100.0	104	104	100.0	104	104	100.0	104	104	100.0	97	93.3					
	BAMBAZI H	5211104	2024	1							38	26	68.4	38	23	60.5	125	125	100.0	44	35	79.5	44	42	95.5	87	18	20.7	80	67	83.8	45	13	28.9	43	17	39.5
		5211104	2023	1												116	116	100.0	2	2	100.0	44	40	90.9	92	74	80.4	44	43	97.7	2	2	100.0	72	56	77.8	
	BANDE H	5211301	2024	1	20	17	85.0	15	13	86.7	20	14	70.0	20	19	95.0	61	61	100.0	26	26	100.0	26	25	96.2	41	17	41.5	42	35	83.3	18	5	27.8	15	2	13.3
		5211301	2023	1	30	27	90.0	8	8	100.0	30	20	66.7	30	19	63.3	54	54	100.0	16	16	100.0	16	16	100.0	24	11	45.8	37	36	97.3	17	7	41.2	8	6	75.0
	BANGANI H	5211105	2024	2	44	23	52.3	52	45	86.5	44	36	81.8	44	42	95.5	153	153	100.0	108	100	92.6	56	55	98.2	52	44	84.6	98	70	71.4	55	33	60.0	52	25	48.1
		5211105	2023	2	30	15	50.0	35	29	82.9	33	28	84.8	30	27	90.0	147	145	98.6	117	96	82.1	80	71	88.8	40	34	85.0	101	52	51.5	46	24	52.2	37	24	64.9
	BERGVILLE CHRISTIAN ACADEMY	5211132	2024	99							0	0																									
	BHEKABATHEMBU S	5211302	2024	1												28	28	100.0	28	27	96.4	15	15	100.0	28	27	96.4	15	14	93.3	13	4	30.8	13	11	84.6	
		5211302	2023	1												33	33	100.0	33	33	100.0	21	21	100.0	33	25	75.8	21	21	100.0	12	6	50.0	12	12	100.0	

Province Districts	Centre Name	Centre Number	Exam Date	Quintile	Accounting			Agricultural Sciences			Business Studies			Economics			English First Additional Language			Geography			History			Life Sciences			Mathematical Literacy			Mathematics			Physical Sciences		
					Total Wrote	Achieved 30 - 100%	% Achieved at 30% and Above	Total Wrote	Achieved 30 - 100%	% Achieved at 30% and Above	Total Wrote	Achieved 30 - 100%	% Achieved at 30% and Above	Total Wrote	Achieved 30 - 100%	% Achieved at 30% and Above	Total Wrote	Achieved 30 - 100%	% Achieved at 30% and Above	Total Wrote	Achieved 30 - 100%	% Achieved at 30% and Above	Total Wrote	Achieved 30 - 100%	% Achieved at 30% and Above	Total Wrote	Achieved 30 - 100%	% Achieved at 30% and Above	Total Wrote	Achieved 30 - 100%	% Achieved at 30% and Above	Total Wrote	Achieved 30 - 100%	% Achieved at 30% and Above	Total Wrote	Achieved 30 - 100%	% Achieved at 30% and Above
					UTSHUKELA	BHEKATHINA H	5211203	2024	2	33	33	100.0				70	69	98.6				103	103	100.0	33	33	100.0	70	69	98.6	70	65	92.9	1	1	100.0	33
		5211203	2023	2	39	39	100.0				72	72	100.0				110	109	99.1	39	39	100.0	72	71	98.6	72	19	26.4	72	65	90.3	40	40	100.0	39	39	100.0
	BHEKINTUTHUKO S	5211303	2024	3													162	162	100.0	162	154	95.1	85	85	100.0	162	132	81.5	85	81	95.3	77	63	81.8	77	57	74.0
		5211303	2023	3													164	164	100.0	164	158	96.3	94	93	98.9	164	126	76.8	94	87	92.6	70	39	55.7	70	55	78.6
	BHEKUNDI S	5211235	2024	3							54	34	63.0				83	82	98.8	84	67	79.8				30	25	83.3	52	31	59.6	30	14	46.7	30	23	76.7
		5211235	2023	3							54	53	98.1				87	84	96.6	87	83	95.4				33	31	93.9	54	34	63.0	33	21	63.6	33	29	87.9
	BHEVU H	5211432	2024	3	42	38	90.5				28	28	100.0	28	27	96.4	68	68	100.0	26	26	100.0	26	26	100.0	40	37	92.5	54	54	100.0	14	11	78.6	14	13	92.9
		5211432	2023	3	48	40	83.3				30	29	96.7	30	29	96.7	69	69	100.0	21	20	95.2	21	21	100.0	39	35	89.7	49	45	91.8	20	18	90.0	18	18	100.0
	BHUNGANE H	5211204	2024	2	14	6	42.9				14	13	92.9	14	5	35.7	52	47	90.4	38	24	63.2	38	34	89.5	38	2	5.3	38	17	44.7	14	8	57.1			
		5211204	2023	2	11	6	54.5				11	11	100.0	11	11	100.0	33	33	100.0	22	19	86.4	22	22	100.0	21	2	9.5	22	18	81.8	11	9	81.8			
	BONOKUHLE H	5211205	2024	2				26	16	61.5							73	73	100.0	47	31	66.0	47	38	80.9	26	18	69.2	47	18	38.3	26	6	23.1	26	2	7.7
		5211205	2023	2				22	14	63.6							74	72	97.3	52	33	63.5	52	47	90.4	22	17	77.3	52	19	36.5	22	8	36.4	22	13	59.1
	COLENSO COMBINED	5211207	2024	3	29	23	79.3	19	19	100.0	31	26	83.9	29	27	93.1	67	67	100.0	19	18	94.7	19	18	94.7	36	29	80.6	48	44	91.7	19	15	78.9	19	19	100.0
		5211207	2023	3	27	13	48.1	24	24	100.0	65	48	73.8	27	22	81.5	89	89	100.0	38	35	92.1	38	38	100.0	24	23	95.8	65	55	84.6	24	21	87.5	24	23	95.8
	DR JOSEPH SHABALALA SECONDARY SCHOOL	5211408	2024	5	48	34	70.8	50	40	80.0	48	36	75.0	48	35	72.9	190	190	100.0	92	86	93.5	81	79	97.5	50	36	72.0	107	89	83.2	83	33	39.8	61	21	34.4
		5211408	2023	5	42	31	73.8	48	44	91.7	42	33	78.6	42	30	71.4	181	181	100.0	91	74	81.3	71	70	98.6	48	30	62.5	86	73	84.9	95	42	44.2	68	32	47.1
	DRAKENSBERG COMPREHENSIVE H	5211208	2024	3	45	8	17.8				61	51	83.6	45	31	68.9	117	117	100.0	50	48	96.0				50	49	98.0	60	50	83.3	38	31	81.6	36	20	55.6
		5211208	2023	3	27	6	22.2				27	23	85.2	27	24	88.9	73	73	100.0	38	38	100.0				38	38	100.0	27	26	96.3	41	31	75.6	41	30	73.2
	DRAKENSBERG S	5211209	2024	4							42	38	90.5							60	60	100.0	28	27	96.4	64	53	82.8	77	75	97.4	34	30	88.2	34	29	85.3
		5211209	2023	4							68	58	85.3							87	84	96.6	21	19	90.5	90	64	71.1	106	98	92.5	50	37	74.0	50	38	76.0

Province Districts	Centre Name	Centre Number	Exam Date	Quintile	Accounting			Agricultural Sciences			Business Studies			Economics			English First Additional Language			Geography			History			Life Sciences			Mathematical Literacy			Mathematics			Physical Sciences					
					Total Wrote	Achieved 30 - 100%	% Achieved at 30% and Above	Total Wrote	Achieved 30 - 100%	% Achieved at 30% and Above	Total Wrote	Achieved 30 - 100%	% Achieved at 30% and Above	Total Wrote	Achieved 30 - 100%	% Achieved at 30% and Above	Total Wrote	Achieved 30 - 100%	% Achieved at 30% and Above	Total Wrote	Achieved 30 - 100%	% Achieved at 30% and Above	Total Wrote	Achieved 30 - 100%	% Achieved at 30% and Above	Total Wrote	Achieved 30 - 100%	% Achieved at 30% and Above	Total Wrote	Achieved 30 - 100%	% Achieved at 30% and Above	Total Wrote	Achieved 30 - 100%	% Achieved at 30% and Above	Total Wrote	Achieved 30 - 100%	% Achieved at 30% and Above			
					UTHUKELA	DUMISA PUBLIC S	5211304	2024	1				29	18	62.1							29	26	89.7	29	20	69.0				29	15	51.7	29	21	72.4				
		5211304	2023	1				25	23	92.0							26	26	100.0	26	23	88.5				26	21	80.8	26	20	76.9									
	EKUKHULENI H	5211305	2024	4	28	22	78.6				28	24	85.7	28	23	82.1	145	144	99.3	117	109	93.2	82	79	96.3	117	67	57.3	105	95	90.5	40	33	82.5	35	22	62.9			
		5211305	2023	4	31	22	71.0				31	23	74.2	31	20	64.5	198	198	100.0	168	155	92.3	99	98	99.0	168	104	61.9	117	99	84.6	82	32	39.0	69	27	39.1			
	EKWALUSENI H	5211106	2024	3	30	28	93.3				31	30	96.8	29	29	100.0	52	52	100.0	22	22	100.0	14	14	100.0	21	18	85.7	17	17	100.0	35	13	37.1	9	6	66.7			
		5211106	2023	3	21	12	57.1				21	19	90.5	21	20	95.2	74	74	100.0	53	49	92.5	36	36	100.0	53	42	79.2	39	35	89.7	35	6	17.1	17	14	82.4			
	EMABHEKAZI COMBINED	5211306	2024	2	26	2	7.7	119	88	73.9	26	15	57.7	26	17	65.4	147	138	93.9	79	41	51.9				121	38	31.4	105	64	61.0	42	15	35.7	42	14	33.3			
		5211306	2023	2	35	33	94.3	146	143	97.9	35	35	100.0	35	9	25.7	179	141	78.8	99	34	34.3				146	48	32.9	133	51	38.3	47	12	25.5	47	26	55.3			
	EMBIZENI H	5211307	2024	1	16	15	93.8	40	30	75.0	16	16	100.0	16	14	87.5	75	75	100.0	59	50	84.7				59	43	72.9	56	56	100.0	19	13	68.4	19	17	89.5			
		5211307	2023	1	14	13	92.9	32	27	84.4	14	14	100.0	14	12	85.7	56	56	100.0	42	38	90.5				42	36	85.7	44	42	95.5	12	12	100.0	10	10	100.0			
	EMHLWANENI H	5211402	2024	3	6	6	100.0	45	45	100.0	6	6	100.0	6	6	100.0	196	196	100.0	190	189	99.5	50	50	100.0	190	182	95.8	95	95	100.0	101	101	100.0	95	87	91.6			
		5211402	2023	3	23	23	100.0	49	48	98.0	23	23	100.0	23	23	100.0	198	198	100.0	175	175	100.0	57	57	100.0	175	155	88.6	106	105	99.1	92	85	92.4	69	69	100.0			
	EMTHONJENIWOLWAZI S	5211210	2024	3													70	70	100.0	70	68	97.1	52	52	100.0	18	16	88.9	52	45	86.5	18	18	100.0	18	18	100.0			
		5211210	2023	3				51	24	47.1							81	80	98.8	81	74	91.4	52	51	98.1	30	26	86.7	52	39	75.0	30	28	93.3	30	27	90.0			
	EMTSHEZI H	5211211	2024	3													81	81	100.0	81	62	76.5	55	55	100.0	71	54	76.1	55	54	98.2	26	23	88.5	26	26	100.0			
		5211211	2023	3													64	64	100.0	64	62	96.9	33	30	90.9	55	34	61.8	33	20	60.6	31	9	29.0	31	25	80.6			
	ENDAKANE H	5211308	2024	3	14	11	78.6				21	20	95.2	14	14	100.0	82	82	100.0	68	65	95.6	51	50	98.0	61	46	75.4	64	59	92.2	18	12	66.7	17	13	76.5			
		5211308	2023	3	18	16	88.9				19	19	100.0	18	18	100.0	43	43	100.0	25	22	88.0	11	9	81.8	24	19	79.2	29	27	93.1	14	14	100.0	14	14	100.0			
	ENGQONDWENI H	5211309	2024	2	12	9	75.0				28	25	89.3	12	5	41.7	39	39	100.0	27	26	96.3				27	23	85.2	28	24	85.7	11	11	100.0	11	10	90.9			
		5211309	2023	2	14	4	28.6				21	18	85.7	14	9	64.3	26	26	100.0	12	11	91.7				12	11	91.7	19	15	78.9	7	5	71.4	5	4	80.0			

Province Districts	Centre Name	Centre Number	Exam Date	Quintile	Accounting			Agricultural Sciences			Business Studies			Economics			English First Additional Language			Geography			History			Life Sciences			Mathematical Literacy			Mathematics			Physical Sciences						
					Total Wrote	Achieved 30 - 100%	% Achieved at 30% and Above	Total Wrote	Achieved 30 - 100%	% Achieved at 30% and Above	Total Wrote	Achieved 30 - 100%	% Achieved at 30% and Above	Total Wrote	Achieved 30 - 100%	% Achieved at 30% and Above	Total Wrote	Achieved 30 - 100%	% Achieved at 30% and Above	Total Wrote	Achieved 30 - 100%	% Achieved at 30% and Above	Total Wrote	Achieved 30 - 100%	% Achieved at 30% and Above	Total Wrote	Achieved 30 - 100%	% Achieved at 30% and Above	Total Wrote	Achieved 30 - 100%	% Achieved at 30% and Above	Total Wrote	Achieved 30 - 100%	% Achieved at 30% and Above	Total Wrote	Achieved 30 - 100%	% Achieved at 30% and Above				
					UTHUKELA	ENKANGALA P	5211240	2024	99				42	33	78.6					42	41	97.6	42	40	95.2				42	29	69.0	42	38	90.5							
		5211240	2023	99				33	20	60.6					33	32	97.0	34	26	76.5				34	17	50.0	34	24	70.6												
	ENKOMOKAZINI TECHNICAL H	5211233	2024	3							24	23	95.8				77	77	100.0						58	53	91.4	35	34	97.1	23	23	100.0	23	23	100.0					
		5211233	2023	3							28	22	78.6				94	94	100.0						72	62	86.1	43	39	90.7	29	23	79.3	29	26	89.7					
	ENTONJENI H	5211403	2024	2	12	12	100.0	37	33	89.2	12	11	91.7	12	12	100.0	67	67	100.0	55	48	87.3				55	35	63.6	45	44	97.8	22	13	59.1	18	14	77.8				
		5211403	2023	2	17	14	82.4	52	35	67.3	17	8	47.1	17	12	70.6	94	94	100.0	77	62	80.5				77	21	27.3	58	46	79.3	36	14	38.9	25	10	40.0				
	ESTCOURT CHRISTIAN ACADEMY	5211243	2024	99							0	0							0	0											0	0		0	0						
	ESTCOURT H	5211212	2024	4	24	22	91.7				44	44	100.0							65	65	100.0	58	58	100.0	84	82	97.6	75	74	98.7	66	55	83.3	48	45	93.8				
		5211212	2023	4	19	19	100.0				34	34	100.0							84	83	98.8	57	57	100.0	89	82	92.1	44	41	93.2	91	64	70.3	62	47	75.8				
	ESTCOURT S	5211213	2024	4	17	12	70.6				88	85	96.6	47	29	61.7				62	57	91.9	67	67	100.0	25	24	96.0	88	81	92.0	21	19	90.5	21	12	57.1				
		5211213	2023	4	16	9	56.3				91	71	78.0	39	24	61.5				78	65	83.3	68	67	98.5	33	31	93.9	91	67	73.6	27	23	85.2	27	23	85.2				
	ESTCOURT SS	5211214	2024	3	48	32	66.7				198	140	70.7	48	36	75.0	261	259	99.2	213	183	85.9				213	150	70.4	193	167	86.5	68	48	70.6	63	47	74.6				
		5211214	2023	3	43	25	58.1				139	102	73.4	43	36	83.7	219	217	99.1	176	158	89.8				176	149	84.7	133	119	89.5	86	60	69.8	80	64	80.0				
	EZAKHENI H	5211310	2024	4	13	11	84.6				13	12	92.3	13	12	92.3	44	44	100.0	31	30	96.8	10	10	100.0	31	22	71.0	21	19	90.5	23	12	52.2	21	6	28.6				
		5211310	2023	4	12	10	83.3				12	10	83.3	12	10	83.3	45	45	100.0	33	31	93.9	17	17	100.0	33	26	78.8	17	13	76.5	28	7	25.0	16	3	18.8				
	GANNAHOEK INTERMEDIATE	5211238	2024	1												24	24	100.0	24	19	79.2				24	16	66.7	24	18	75.0											
		5211238	2023	1												20	20	100.0	20	17	85.0				20	12	60.0	20	18	90.0											
	GOODHOME S	5211241	2024	2	18	17	94.4				18	13	72.2	18	18	100.0	44	44	100.0	26	26	100.0				26	26	100.0					44	25	56.8	26	17	65.4			
		5211241	2023	2	21	18	85.7				21	16	76.2	21	17	81.0	46	45	97.8	25	22	88.0				25	21	84.0					46	20	43.5	25	14	56.0			

Province Districts	Centre Name	Centre Number	Exam Date	Quintile	Accounting			Agricultural Sciences			Business Studies			Economics			English First Additional Language			Geography			History			Life Sciences			Mathematical Literacy			Mathematics			Physical Sciences		
					Total Wrote	Achieved 30 - 100%	% Achieved at 30% and Above	Total Wrote	Achieved 30 - 100%	% Achieved at 30% and Above	Total Wrote	Achieved 30 - 100%	% Achieved at 30% and Above	Total Wrote	Achieved 30 - 100%	% Achieved at 30% and Above	Total Wrote	Achieved 30 - 100%	% Achieved at 30% and Above	Total Wrote	Achieved 30 - 100%	% Achieved at 30% and Above	Total Wrote	Achieved 30 - 100%	% Achieved at 30% and Above	Total Wrote	Achieved 30 - 100%	% Achieved at 30% and Above	Total Wrote	Achieved 30 - 100%	% Achieved at 30% and Above	Total Wrote	Achieved 30 - 100%	% Achieved at 30% and Above	Total Wrote	Achieved 30 - 100%	% Achieved at 30% and Above
					UTSHUKELA	HARVEST COMBINED	5211404	2024	99	17	17	100.0				30	29	96.7				24	24	100.0	28	28	100.0	26	26	100.0	19	19	100.0	23	23	100.0	22
		5211404	2023	99	15	15	100.0				29	29	100.0				25	25	100.0	27	27	100.0	22	22	100.0	20	19	95.0	26	26	100.0	16	16	100.0	13	13	100.0
	HLABANE H	5211215	2024	1							21	17	81.0				43	43	100.0	43	33	76.7				22	18	81.8	21	13	61.9	21	8	38.1	21	8	38.1
		5211215	2023	1							24	19	79.2				42	42	100.0	42	39	92.9				18	18	100.0	24	16	66.7	18	8	44.4	18	17	94.4
	HLATHIKHULU H	5211216	2024	2				21	16	76.2							76	75	98.7	56	56	100.0	55	47	85.5	77	40	51.9	55	49	89.1	22	16	72.7	22	9	40.9
		5211216	2023	2				23	18	78.3							52	51	98.1	29	26	89.7	28	25	89.3	52	31	59.6	28	25	89.3	24	17	70.8	24	16	66.7
	HLOPHE S	5211405	2024	3													22	22	100.0	22	22	100.0	22	22	100.0	22	20	90.9	22	18	81.8						
		5211405	2023	3													16	16	100.0	16	16	100.0	16	16	100.0	16	16	100.0	16	15	93.8						
	HOYE S	5211107	2024	2	30	17	56.7				202	184	91.1				202	201	99.5	199	196	98.5				201	188	93.5				202	120	59.4	175	135	77.1
		5211107	2023	2	33	23	69.7				167	154	92.2				167	166	99.4	150	147	98.0				167	145	86.8				167	98	58.7	133	110	82.7
	IMPOLWANE S	5211311	2024	3	15	15	100.0	25	25	100.0	15	15	100.0	15	14	93.3	88	88	100.0	48	48	100.0	48	48	100.0	73	52	71.2	48	48	100.0	40	34	85.0	25	22	88.0
		5211311	2023	3	10	10	100.0	15	15	100.0	10	10	100.0	10	10	100.0	72	72	100.0	47	47	100.0	47	47	100.0	62	44	71.0	47	45	95.7	25	19	76.0	15	14	93.3
	INCINJANA S	5211312	2024	3	38	25	65.8				41	41	100.0	40	40	100.0	41	41	100.0								26	26	100.0	15	13	86.7					
		5211312	2023	3	22	7	31.8				22	20	90.9	22	18	81.8	22	22	100.0								10	10	100.0	12	4	33.3					
	INGULA H	5211406	2024	3	19	17	89.5	52	34	65.4	39	25	64.1	18	16	88.9	143	140	97.9	52	42	80.8	52	50	96.2	124	76	61.3	85	61	71.8	57	32	56.1	50	31	62.0
		5211406	2023	3	27	17	63.0	59	42	71.2	65	38	58.5	27	18	66.7	175	175	100.0	50	39	78.0	49	46	93.9	146	77	52.7	87	47	54.0	85	25	29.4	59	39	66.1
	INKOSI UTATAZELA H	5211229	2024	3	24	8	33.3				17	9	52.9	24	11	45.8	93	93	100.0	69	52	75.4	37	33	89.2	32	13	40.6	57	36	63.2	37	12	32.4	32	11	34.4
		5211229	2023	3	10	5	50.0				8	6	75.0	10	4	40.0	57	55	96.5	48	30	62.5	37	31	83.8	11	5	45.5	45	14	31.1	13	7	53.8	11	6	54.5
	INTANDOYESIZWE H	5211313	2024	3	38	35	92.1	42	42	100.0	38	38	100.0	38	38	100.0	149	149	100.0	69	69	100.0	69	69	100.0	42	42	100.0	107	106	99.1	42	40	95.2	42	42	100.0
		5211313	2023	3	27	21	77.8	35	34	97.1	27	26	96.3	27	24	88.9	140	140	100.0	78	73	93.6	78	77	98.7	35	34	97.1	105	103	98.1	35	29	82.9	35	33	94.3



Province Districts	Centre Name	Centre Number	Exam Date	Quintile	Accounting			Agricultural Sciences			Business Studies			Economics			English First Additional Language			Geography			History			Life Sciences			Mathematical Literacy			Mathematics			Physical Sciences			
					Total Wrote	Achieved 30 - 100%	% Achieved at 30% and Above	Total Wrote	Achieved 30 - 100%	% Achieved at 30% and Above	Total Wrote	Achieved 30 - 100%	% Achieved at 30% and Above	Total Wrote	Achieved 30 - 100%	% Achieved at 30% and Above	Total Wrote	Achieved 30 - 100%	% Achieved at 30% and Above	Total Wrote	Achieved 30 - 100%	% Achieved at 30% and Above	Total Wrote	Achieved 30 - 100%	% Achieved at 30% and Above	Total Wrote	Achieved 30 - 100%	% Achieved at 30% and Above	Total Wrote	Achieved 30 - 100%	% Achieved at 30% and Above	Total Wrote	Achieved 30 - 100%	% Achieved at 30% and Above				
					ISIBUKO H	5211108	2024	1												75	75	100.0	75	71	94.7	62	55	88.7	75	63	84.0	62	57	91.9	13	13	100.0	13
	5211108	2023	1												72	72	100.0	72	65	90.3	52	51	98.1	72	61	84.7	52	45	86.5	20	14	70.0	20	15	75.0			
ISLAMIC EDUCATIONAL CENTRE	5211407	2024	99	1	1	100.0				6	6	100.0						8	8	100.0	4	4	100.0	5	5	100.0				9	5	55.6	3	3	100.0			
	5211407	2023	99	4	4	100.0				7	7	100.0						10	10	100.0	6	6	100.0	8	8	100.0				14	12	85.7	7	7	100.0			
JOBE SS	5211314	2024	1												19	19	100.0	19	17	89.5	12	11	91.7	19	15	78.9	12	11	91.7	7	4	57.1	7	4	57.1			
	5211314	2023	1												32	31	96.9	32	20	62.5	22	21	95.5	32	8	25.0	22	15	68.2	10	2	20.0	10	5	50.0			
KHANDIMFUNDO S	5211218	2024	2												48	48	100.0	45	20	44.4	40	30	75.0	37	15	40.5	37	23	62.2									
	5211218	2023	2												31	29	93.5	31	13	41.9	31	31	100.0	31	22	71.0	31	22	71.0									
KHULANGOLWAZI H	5211234	2024	3	20	16	80.0				20	16	80.0	20	20	100.0	20	20	100.0												20	2	10.0						
	5211234	2023	3	23	23	100.0				23	23	100.0	23	20	87.0	23	23	100.0												23	23	100.0						
KWADLAMINI H	5211219	2024	2	15	15	100.0				15	14	93.3	15	11	73.3	15	15	100.0										10	8	80.0	5	1	20.0					
	5211219	2023	2	15	15	100.0				15	15	100.0	15	15	100.0	15	15	100.0									8	8	100.0	7	4	57.1						
KWANTATSHANA PUBLIC S	5211109	2024	2	29	10	34.5				39	37	94.9	39	39	100.0	86	86	100.0	57	55	96.5				47	40	85.1	37	34	91.9	49	30	61.2	47	34	72.3		
	5211109	2023	2	26	8	30.8				33	32	97.0	33	32	97.0	73	73	100.0	47	47	100.0				40	25	62.5	30	27	90.0	43	27	62.8	40	29	72.5		
KWAPHAYIKENI H	5211409	2024	2												87	87	100.0	74	64	86.5	48	47	97.9	56	32	57.1	58	49	84.5	26	20	76.9	26	16	61.5			
	5211409	2023	2												129	128	99.2	129	100	77.5	91	75	82.4	61	39	63.9	100	76	76.0	28	12	42.9	28	21	75.0			
KWAPHINDAVELE COMBINED	5211410	2024	3							36	16	44.4						36	33	91.7	36	28	77.8				36	19	52.8	25	21	84.0	11	2	18.2			
	5211410	2023	3							20	16	80.0						20	20	100.0	20	20	100.0				20	16	80.0	12	11	91.7	8	1	12.5			
LADYSMITH H	5211411	2024	5	36	34	94.4							26	25	96.2	17	17	100.0	52	50	96.2	84	84	100.0	95	92	96.8	78	78	100.0	95	83	87.4	78	68	87.2		
	5211411	2023	5	51	50	98.0							38	36	94.7	10	10	100.0	44	44	100.0	74	73	98.6	88	85	96.6	67	65	97.0	101	97	96.0	75	65	86.7		

Province Districts	Centre Name	Centre Number	Exam Date	Quintile	Accounting			Agricultural Sciences			Business Studies			Economics			English First Additional Language			Geography			History			Life Sciences			Mathematical Literacy			Mathematics			Physical Sciences		
					Total Wrote	Achieved 30 - 100%	% Achieved at 30% and Above	Total Wrote	Achieved 30 - 100%	% Achieved at 30% and Above	Total Wrote	Achieved 30 - 100%	% Achieved at 30% and Above	Total Wrote	Achieved 30 - 100%	% Achieved at 30% and Above	Total Wrote	Achieved 30 - 100%	% Achieved at 30% and Above	Total Wrote	Achieved 30 - 100%	% Achieved at 30% and Above	Total Wrote	Achieved 30 - 100%	% Achieved at 30% and Above	Total Wrote	Achieved 30 - 100%	% Achieved at 30% and Above	Total Wrote	Achieved 30 - 100%	% Achieved at 30% and Above	Total Wrote	Achieved 30 - 100%	% Achieved at 30% and Above	Total Wrote	Achieved 30 - 100%	% Achieved at 30% and Above
					UTSHUKELA	LADYSMITH S	5211412	2024	5	50	38	76.0				128	102	79.7	31	25	80.6				212	191	90.1				213	147	69.0	170	159	93.5	92
		5211412	2023	5	56	37	66.1				92	77	83.7	38	32	84.2				181	171	94.5				182	137	75.3	119	110	92.4	118	75	63.6	101	81	80.2
	LIMEHILL H	5211315	2024	3	32	31	96.9	15	13	86.7	32	32	100.0	32	29	90.6	139	139	100.0	92	92	100.0	48	48	100.0	44	42	95.5	71	67	94.4	68	37	54.4	59	47	79.7
		5211315	2023	3	62	42	67.7	8	8	100.0	62	57	91.9	62	35	56.5	186	186	100.0	85	82	96.5	72	71	98.6	44	42	95.5	113	99	87.6	73	36	49.3	52	45	86.5
	LOKOTHWAYO COMBINED	5211316	2024	1	28	23	82.1				28	28	100.0	28	28	100.0	51	51	100.0	23	23	100.0				23	23	100.0	28	28	100.0	23	19	82.6	23	22	95.7
		5211316	2023	1	45	38	84.4				45	45	100.0	45	18	40.0	103	103	100.0	58	56	96.6				58	55	94.8	45	45	100.0	58	34	58.6	58	48	82.8
	MADILIKA COMBINED	5211413	2024	3													28	28	100.0	28	28	100.0				28	22	78.6				28	6	21.4	28	8	28.6
		5211413	2023	3													24	24	100.0	24	24	100.0				24	24	100.0				24	13	54.2	24	11	45.8
	MAFU H	5211110	2024	2				35	29	82.9	73	46	63.0				151	148	98.0	86	75	87.2	112	93	83.0	79	53	67.1	151	93	61.6						
		5211110	2023	2				37	29	78.4	89	54	60.7				185	181	97.8	107	89	83.2	146	126	86.3	96	75	78.1	185	106	57.3						
	MAGWABABA H	5211414	2024	3	17	16	94.1				17	17	100.0	17	12	70.6	83	83	100.0	66	65	98.5	33	33	100.0	66	57	86.4	48	48	100.0	35	31	88.6	33	33	100.0
		5211414	2023	3	14	14	100.0				14	14	100.0	14	14	100.0	72	72	100.0	58	58	100.0	34	34	100.0	58	54	93.1	48	48	100.0	24	24	100.0	24	24	100.0
	MANDLAKHE S	5211317	2024	1													26	26	100.0	26	26	100.0	26	26	100.0	26	9	34.6	26	26	100.0						
		5211317	2023	1													29	28	96.6	29	27	93.1	29	29	100.0	29	11	37.9	29	28	96.6						
	MANGCENGEZA H	5211415	2024	3													25	25	100.0	25	21	84.0	25	25	100.0	25	9	36.0	15	12	80.0	10	2	20.0			
		5211415	2023	3													33	33	100.0	33	23	69.7	33	33	100.0	33	5	15.2	25	13	52.0	8	2	25.0			
	MANKAYANA H	5211318	2024	1	43	19	44.2				43	26	60.5	43	17	39.5	92	85	92.4	49	38	77.6				49	21	42.9				91	9	9.9	49	12	24.5
		5211318	2023	1	47	29	61.7				48	32	66.7	48	43	89.6	78	78	100.0	30	30	100.0				30	29	96.7				79	36	45.6	30	19	63.3
	MAQQAS	5211111	2024	2							22	19	86.4				85	85	100.0	85	83	97.6				85	80	94.1	22	21	95.5	63	56	88.9	63	58	92.1
		5211111	2023	2							18	16	88.9				63	63	100.0	63	63	100.0				63	61	96.8	18	17	94.4	45	42	93.3	45	44	97.8

Province Districts	Centre Name	Centre Number	Exam Date	Quintile	Accounting			Agricultural Sciences			Business Studies			Economics			English First Additional Language			Geography			History			Life Sciences			Mathematical Literacy			Mathematics			Physical Sciences		
					Total Wrote	Achieved 30 - 100%	% Achieved at 30% and Above	Total Wrote	Achieved 30 - 100%	% Achieved at 30% and Above	Total Wrote	Achieved 30 - 100%	% Achieved at 30% and Above	Total Wrote	Achieved 30 - 100%	% Achieved at 30% and Above	Total Wrote	Achieved 30 - 100%	% Achieved at 30% and Above	Total Wrote	Achieved 30 - 100%	% Achieved at 30% and Above	Total Wrote	Achieved 30 - 100%	% Achieved at 30% and Above	Total Wrote	Achieved 30 - 100%	% Achieved at 30% and Above	Total Wrote	Achieved 30 - 100%	% Achieved at 30% and Above	Total Wrote	Achieved 30 - 100%	% Achieved at 30% and Above	Total Wrote	Achieved 30 - 100%	% Achieved at 30% and Above
					MASHOBANE S	5211416	2024	3				25	24	96.0						24	24	100.0	25	25	100.0				25	25	100.0	10	10	100.0	15	7	46.7
	5211416	2023	3				22	22	100.0						22	22	100.0	22	22	100.0				22	22	100.0				22	6	27.3					
MASIBONGE SECONDARY SCHOOL	5211244	2024	3	25	15	60.0				25	16	64.0	25	17	68.0	25	23	92.0												25	2	8.0					
	5211244	2023	3	59	32	54.2				59	35	59.3	59	27	45.8	58	53	91.4											58	0	0.0						
MASOYI S	5211417	2024	3	33	32	97.0				33	33	100.0	33	30	90.9	33	33	100.0									19	19	100.0	14	12	85.7					
	5211417	2023	3	47	39	83.0				47	44	93.6	47	42	89.4	47	47	100.0									24	22	91.7	23	14	60.9					
MAVUMBUKA H	5211112	2024	1	27	25	92.6				40	35	87.5	27	19	70.4	113	110	97.3	73	54	74.0	56	54	96.4	30	27	90.0	56	31	55.4	57	57	100.0	30	27	90.0	
	5211112	2023	1	16	15	93.8				43	39	90.7	16	14	87.5	126	123	97.6	82	59	72.0	74	74	100.0	36	27	75.0	73	57	78.1	52	52	100.0	36	31	86.1	
MEADOWSWEET COMBINED	5211113	2024	1												49	49	100.0	39	38	97.4	39	39	100.0	10	9	90.0	39	38	97.4	10	9	90.0	10	7	70.0		
	5211113	2023	1												56	56	100.0	31	30	96.8	32	32	100.0	25	23	92.0	32	28	87.5	25	22	88.0	25	20	80.0		
MHLANGANYELWA COMBINED	5211418	2024	3												59	59	100.0	59	59	100.0	42	42	100.0	59	56	94.9	34	33	97.1	25	10	40.0	17	14	82.4		
	5211418	2023	3												31	31	100.0	31	31	100.0	18	18	100.0	31	22	71.0	17	17	100.0	14	7	50.0	13	9	69.2		
MHLWAZINI S	5211114	2024	1	7	6	85.7									102	99	97.1	95	78	82.1	78	71	91.0	61	46	75.4	78	64	82.1	24	23	95.8	24	22	91.7		
	5211114	2023	1	5	5	100.0									110	109	99.1	105	91	86.7	86	83	96.5	73	59	80.8	86	73	84.9	24	22	91.7	24	21	87.5		
MHUBHENI H	5211220	2024	3	19	10	52.6				18	14	77.8	19	19	100.0	34	34	100.0	15	15	100.0				16	16	100.0	19	18	94.7	15	4	26.7	15	15	100.0	
	5211220	2023	3	16	11	68.8							36	30	83.3	36	36	100.0							36	27	75.0	16	15	93.8	20	12	60.0	20	19	95.0	
MPUMELELO H	5211222	2024	1	35	33	94.3				35	34	97.1	36	33	91.7	235	233	99.1	82	72	87.8	99	97	98.0	154	105	68.2	99	96	97.0	102	58	56.9	67	58	86.6	
	5211222	2023	1	65	47	72.3				65	52	80.0	96	35	36.5	285	283	99.3	91	61	67.0	131	123	93.9	121	67	55.4	131	83	63.4	119	42	35.3	54	48	88.9	
MQEDANDABA H	5211115	2024	1	18	8	44.4	27	27	100.0	18	13	72.2	18	18	100.0	78	78	100.0	33	30	90.9	32	32	100.0	60	53	88.3	48	48	100.0	30	21	70.0	28	25	89.3	
	5211115	2023	1	27	17	63.0	25	25	100.0	28	27	96.4	27	27	100.0	74	74	100.0	22	22	100.0	21	20	95.2	46	37	80.4	45	42	93.3	29	25	86.2	26	25	96.2	

Province Districts	Centre Name	Centre Number	Exam Date	Quintile	Accounting			Agricultural Sciences			Business Studies			Economics			English First Additional Language			Geography			History			Life Sciences			Mathematical Literacy			Mathematics			Physical Sciences		
					Total Wrote	Achieved 30 - 100%	% Achieved at 30% and Above	Total Wrote	Achieved 30 - 100%	% Achieved at 30% and Above	Total Wrote	Achieved 30 - 100%	% Achieved at 30% and Above	Total Wrote	Achieved 30 - 100%	% Achieved at 30% and Above	Total Wrote	Achieved 30 - 100%	% Achieved at 30% and Above	Total Wrote	Achieved 30 - 100%	% Achieved at 30% and Above	Total Wrote	Achieved 30 - 100%	% Achieved at 30% and Above	Total Wrote	Achieved 30 - 100%	% Achieved at 30% and Above	Total Wrote	Achieved 30 - 100%	% Achieved at 30% and Above	Total Wrote	Achieved 30 - 100%	% Achieved at 30% and Above	Total Wrote	Achieved 30 - 100%	% Achieved at 30% and Above
					UTHUKELA	MTHANIYA COMBINED	5211236	2024	1	8	8	100.0				8	8	100.0	8	4	50.0	24	24	100.0	16	13	81.3	16	16	100.0	16	12	75.0	20	17	85.0	4
		5211236	2023	1	7	2	28.6				7	6	85.7	7	3	42.9	25	24	96.0	18	17	94.4	18	18	100.0	18	6	33.3	21	14	66.7	4	1	25.0			
	MTHENDE H	5211116	2024	1				48	45	93.8							128	128	100.0	80	75	93.8	64	59	92.2	69	61	88.4	64	44	68.8	64	36	56.3	64	52	81.3
		5211116	2023	1				49	47	95.9							130	125	96.2	80	66	82.5	81	74	91.4	49	47	95.9	81	47	58.0	49	27	55.1	49	48	98.0
	MZIMELA H	5211319	2024	1	22	22	100.0				22	21	95.5	22	19	86.4	105	105	100.0	83	83	100.0	65	65	100.0	83	80	96.4	87	86	98.9	18	15	83.3	18	17	94.4
		5211319	2023	1	26	25	96.2				26	26	100.0	26	25	96.2	100	100	100.0	74	74	100.0	54	54	100.0	74	74	100.0	80	79	98.8	20	17	85.0	20	20	100.0
	NDALELA H	5211420	2024	3	13	12	92.3				13	13	100.0	13	13	100.0	80	80	100.0	67	62	92.5	37	37	100.0	67	40	59.7	50	45	90.0	30	30	100.0	30	22	73.3
		5211420	2023	3	19	19	100.0				19	16	84.2	19	16	84.2	68	68	100.0	49	46	93.9	33	33	100.0	49	35	71.4	47	47	100.0	21	21	100.0	16	16	100.0
	NETHEZEKA H	5211321	2024	1				19	16	84.2							19	19	100.0	19	15	78.9				19	15	78.9	19	16	84.2						
		5211321	2023	1				14	12	85.7							15	14	93.3	14	13	92.9				13	11	84.6	15	13	86.7						
	NGCONGOSI H	5211117	2024	2	20	20	100.0				20	15	75.0	20	19	95.0	38	38	100.0	18	17	94.4				18	16	88.9	20	20	100.0	18	12	66.7	18	10	55.6
		5211117	2023	2	8	8	100.0				8	6	75.0	8	7	87.5	52	52	100.0	44	32	72.7				44	25	56.8	8	7	87.5	44	25	56.8	44	26	59.1
	NGIBONGELENI H	5211223	2024	3	19	11	57.9	19	19	100.0	19	19	100.0	19	18	94.7	65	64	98.5	27	22	81.5				46	31	67.4	42	32	76.2	23	17	73.9	19	14	73.7
		5211223	2023	3	11	7	63.6	17	15	88.2	11	10	90.9	11	4	36.4	51	51	100.0	23	20	87.0				40	23	57.5	34	21	61.8	17	13	76.5	17	13	76.5
	NGOZA S	5211322	2024	2	11	9	81.8				30	30	100.0	30	29	96.7	49	49	100.0	19	19	100.0				19	14	73.7	29	27	93.1	20	12	60.0	19	8	42.1
		5211322	2023	2	20	15	75.0				28	25	89.3	28	22	78.6	38	38	100.0	10	10	100.0				10	10	100.0	18	16	88.9	20	13	65.0	10	10	100.0
	NHLOKWANE S	5211133	2024	2	15	8	53.3	26	24	92.3	15	10	66.7	15	11	73.3	42	42	100.0	27	25	92.6				27	19	70.4				42	19	45.2			
		5211133	2023	2	9	3	33.3	29	28	96.6	9	5	55.6	9	7	77.8	38	38	100.0	29	29	100.0				29	23	79.3				38	11	28.9			
	NJEZA S	5211224	2024	1				18	13	72.2							53	52	98.1	34	21	61.8	34	32	94.1	53	32	60.4	34	21	61.8	19	12	63.2	19	12	63.2
		5211224	2023	1				18	15	83.3							69	69	100.0	51	42	82.4	37	37	100.0	69	37	53.6	37	28	75.7	33	25	75.8	32	28	87.5

Province Districts	Centre Name	Centre Number	Exam Date	Quintile	Accounting			Agricultural Sciences			Business Studies			Economics			English First Additional Language			Geography			History			Life Sciences			Mathematical Literacy			Mathematics			Physical Sciences		
					Total Wrote	Achieved 30 - 100%	% Achieved at 30% and Above	Total Wrote	Achieved 30 - 100%	% Achieved at 30% and Above	Total Wrote	Achieved 30 - 100%	% Achieved at 30% and Above	Total Wrote	Achieved 30 - 100%	% Achieved at 30% and Above	Total Wrote	Achieved 30 - 100%	% Achieved at 30% and Above	Total Wrote	Achieved 30 - 100%	% Achieved at 30% and Above	Total Wrote	Achieved 30 - 100%	% Achieved at 30% and Above	Total Wrote	Achieved 30 - 100%	% Achieved at 30% and Above	Total Wrote	Achieved 30 - 100%	% Achieved at 30% and Above	Total Wrote	Achieved 30 - 100%	% Achieved at 30% and Above	Total Wrote	Achieved 30 - 100%	% Achieved at 30% and Above
					UTSHUKELA	NOBOMI S	5211118	2024	2											62	62	100.0	62	57	91.9	47	47	100.0	62	36	58.1	47	40	85.1	15	11	73.3
		5211118	2023	2											57	57	100.0	57	52	91.2	36	36	100.0	57	47	82.5	36	29	80.6	21	14	66.7	21	20	95.2		
	NQOBILE COMBINED	5211119	2024	1				92	88	95.7	36	29	80.6	33	24	72.7	92	92	100.0							59	57	96.6	31	31	100.0	61	37	60.7	56	50	89.3
		5211119	2023	1				76	71	93.4	36	27	75.0	35	27	77.1	76	76	100.0							41	41	100.0	32	27	84.4	44	28	63.6	40	39	97.5
	NSIKAYEZWE COMBINED	5211323	2024	1	19	15	78.9				15	11	73.3	15	8	53.3	34	34	100.0							34	21	61.8	15	15	100.0	19	14	73.7	19	14	73.7
		5211323	2023	1	51	37	72.5				17	15	88.2	17	15	88.2	68	68	100.0							68	53	77.9	17	14	82.4	51	37	72.5	51	43	84.3
	NTABABUSUKU JS	5211421	2024	2	20	17	85.0				20	16	80.0	20	15	75.0	20	20	100.0										13	13	100.0	7	3	42.9			
		5211421	2023	2	10	10	100.0				10	8	80.0	10	9	90.0	10	10	100.0										5	5	100.0	5	3	60.0			
	NTATHAKUSA S	5211120	2024	2	14	11	78.6	11	11	100.0	14	12	85.7	14	12	85.7	188	180	95.7	93	68	73.1	127	109	85.8	25	25	100.0	141	93	66.0	25	21	84.0	25	19	76.0
		5211120	2023	2	19	17	89.5	35	34	97.1	19	18	94.7	19	17	89.5	153	153	100.0	65	60	92.3	86	83	96.5	35	34	97.1	105	67	63.8	35	30	85.7	35	27	77.1
	PHINDOKUHLE H	5211324	2024	3	16	11	68.8				41	35	85.4	16	11	68.8	41	41	100.0							25	21	84.0				41	22	53.7	25	18	72.0
		5211324	2023	3	14	10	71.4				36	31	86.1	14	12	85.7	36	36	100.0							22	22	100.0				36	16	44.4	22	21	95.5
	PHOWENI S	5211325	2024	3				13	13	100.0							13	13	100.0	13	13	100.0				13	13	100.0				13	1	7.7			
		5211325	2023	3				20	5	25.0							20	20	100.0	20	9	45.0				20	4	20.0				19	1	5.3			
	PHUTHINI S	5211242	2024	2	41	16	39.0				41	30	73.2	32	20	62.5	41	41	100.0													41	9	22.0	9	3	33.3
		5211242	2023	2	33	29	87.9				33	32	97.0	25	22	88.0	33	33	100.0													33	33	100.0	8	8	100.0
	POTSHINI H	5211121	2024	3	27	18	66.7				29	22	75.9	29	20	69.0	29	29	100.0													29	2	6.9			
		5211121	2023	3	22	14	63.6				17	14	82.4	23	14	60.9	22	22	100.0													18	4	22.2			
	QHOZO H	5211122	2024	1	29	21	72.4	31	28	90.3	104	96	92.3	36	34	94.4	150	150	100.0	76	73	96.1	56	56	100.0	86	78	90.7	76	69	90.8	57	33	57.9	52	38	73.1
		5211122	2023	1	22	18	81.8	17	17	100.0	32	32	100.0	27	27	100.0	103	103	100.0	58	55	94.8	36	36	100.0	62	62	100.0	52	47	90.4	47	27	57.4	37	32	86.5

Province Districts	Centre Name	Centre Number	Exam Date	Quintile	Accounting			Agricultural Sciences			Business Studies			Economics			English First Additional Language			Geography			History			Life Sciences			Mathematical Literacy			Mathematics			Physical Sciences		
					Total Wrote	Achieved 30 - 100%	% Achieved at 30% and Above	Total Wrote	Achieved 30 - 100%	% Achieved at 30% and Above	Total Wrote	Achieved 30 - 100%	% Achieved at 30% and Above	Total Wrote	Achieved 30 - 100%	% Achieved at 30% and Above	Total Wrote	Achieved 30 - 100%	% Achieved at 30% and Above	Total Wrote	Achieved 30 - 100%	% Achieved at 30% and Above	Total Wrote	Achieved 30 - 100%	% Achieved at 30% and Above	Total Wrote	Achieved 30 - 100%	% Achieved at 30% and Above	Total Wrote	Achieved 30 - 100%	% Achieved at 30% and Above	Total Wrote	Achieved 30 - 100%	% Achieved at 30% and Above			
					QOPHINDLELA S	5211326	2024	3												109	109	100.0	108	95	88.0	62	61	98.4	109	58	53.2	61	58	95.1	47	38	80.9
	5211326	2023	3												103	103	100.0	103	93	90.3	59	58	98.3	103	67	65.0	59	56	94.9	44	30	68.2	44	24	54.5		
SAHLUMBE H	5211327	2024	1												53	53	100.0	52	52	100.0	36	36	100.0	17	17	100.0	44	43	97.7	9	8	88.9	8	8	100.0		
	5211327	2023	1	10	3	30.0				10	7	70.0	10	5	50.0	77	77	100.0	56	47	83.9	61	60	98.4	12	11	91.7	69	56	81.2	9	7	77.8	7	7	100.0	
SAKHELWE H	5211328	2024	3	45	32	71.1				100	89	89.0	45	41	91.1	215	215	100.0	170	153	90.0	124	118	95.2	115	95	82.6	152	133	87.5	63	40	63.5	46	25	54.3	
	5211328	2023	3	30	26	86.7				62	52	83.9	30	28	93.3	167	167	100.0	137	123	89.8	101	100	99.0	105	86	81.9	125	101	80.8	42	37	88.1	36	25	69.4	
SICEBENGOLWAZI SECONDARY	5211245	2024	3							17	17	100.0	17	17	100.0	17	17	100.0							17	12	70.6	17	17	100.0							
	5211245	2023	3				10	10	100.0	10	10	100.0				9	9	100.0							10	8	80.0	10	9	90.0							
SICELOKUHLA H	5211422	2024	3				31	25	80.6							86	85	98.8	86	75	87.2	22	21	95.5	64	53	82.8	53	48	90.6	33	33	100.0	33	32	97.0	
	5211422	2023	3	19	2	10.5	18	16	88.9	19	17	89.5	19	17	89.5	81	81	100.0	62	58	93.5	16	15	93.8	46	39	84.8	53	47	88.7	28	28	100.0	28	28	100.0	
SICELUKUKHANYA H	5211329	2024	2	42	42	100.0				42	42	100.0	42	42	100.0	173	173	100.0	131	129	98.5	83	81	97.6	48	48	100.0	83	66	79.5	90	24	26.7	47	46	97.9	
	5211329	2023	2	28	26	92.9				28	26	92.9	28	27	96.4	148	148	100.0	120	120	100.0	70	70	100.0	50	50	100.0	70	50	71.4	78	32	41.0	50	50	100.0	
SIGWEJE H	5211330	2024	3	31	31	100.0	26	25	96.2	25	25	100.0	25	25	100.0	108	108	100.0	52	48	92.3	51	51	100.0	31	29	93.5	72	56	77.8	36	24	66.7	32	22	68.8	
	5211330	2023	3	20	19	95.0	18	16	88.9	20	20	100.0	20	19	95.0	84	83	98.8	46	36	78.3	46	44	95.7	18	16	88.9	63	45	71.4	21	18	85.7	18	16	88.9	
SILINDOKUHLA S	5211423	2024	3	17	14	82.4				53	33	62.3	17	10	58.8	63	63	100.0	46	41	89.1	36	29	80.6	10	10	100.0	53	40	75.5	10	9	90.0	10	7	70.0	
	5211423	2023	3	42	22	52.4				95	62	65.3	42	11	26.2	122	121	99.2	80	58	72.5	54	41	75.9	26	21	80.8	96	67	69.8	26	8	30.8	26	21	80.8	
SILOKOZA S	5211331	2024	1	12	11	91.7				12	11	91.7	12	4	33.3	36	36	100.0	24	23	95.8	13	12	92.3	24	15	62.5	25	23	92.0	11	5	45.5	11	8	72.7	
	5211331	2023	1	11	11	100.0				11	11	100.0	11	3	27.3	42	42	100.0	31	28	90.3	14	13	92.9	31	18	58.1	25	20	80.0	17	12	70.6	17	17	100.0	
SIPHIMFUNDO S	5211332	2024	1	18	7	38.9				18	15	83.3	18	16	88.9	88	88	100.0	60	60	100.0	49	49	100.0	60	57	95.0	67	59	88.1	11	10	90.9	11	11	100.0	
	5211332	2023	1	12	9	75.0				12	12	100.0	12	12	100.0	58	58	100.0	40	39	97.5	26	26	100.0	40	36	90.0	38	36	94.7	14	11	78.6	14	12	85.7	

Province Districts	Centre Name	Centre Number	Exam Date	Quintile	Accounting			Agricultural Sciences			Business Studies			Economics			English First Additional Language			Geography			History			Life Sciences			Mathematical Literacy			Mathematics			Physical Sciences		
					Total Wrote	Achieved 30 - 100%	% Achieved at 30% and Above	Total Wrote	Achieved 30 - 100%	% Achieved at 30% and Above	Total Wrote	Achieved 30 - 100%	% Achieved at 30% and Above	Total Wrote	Achieved 30 - 100%	% Achieved at 30% and Above	Total Wrote	Achieved 30 - 100%	% Achieved at 30% and Above	Total Wrote	Achieved 30 - 100%	% Achieved at 30% and Above	Total Wrote	Achieved 30 - 100%	% Achieved at 30% and Above	Total Wrote	Achieved 30 - 100%	% Achieved at 30% and Above	Total Wrote	Achieved 30 - 100%	% Achieved at 30% and Above	Total Wrote	Achieved 30 - 100%	% Achieved at 30% and Above	Total Wrote	Achieved 30 - 100%	% Achieved at 30% and Above
					UTHUKELA	SIPHOKUHLE H	5211225	2024	3	7	7	100.0								13	13	100.0				13	13	100.0	13	9	69.2				13	5	38.5
		5211225	2023	3	14	6	42.9								14	14	100.0							14	7	50.0				14	2	14.3	14	3	21.4		
	SIRAATUL HAQ ISLAMIC	5211226	2024	99	5	5	100.0			9	9	100.0						8	8	100.0	6	6	100.0	7	7	100.0	5	5	100.0	8	6	75.0	4	4	100.0		
		5211226	2023	99	13	10	76.9			16	15	93.8						11	11	100.0	12	12	100.0	12	12	100.0	11	11	100.0	13	10	76.9	8	7	87.5		
	SIVUKILE HIGH SCHOOL	5211335	2024	1	24	24	100.0			24	23	95.8	24	24	100.0	135	132	97.8	100	82	82.0	64	58	90.6	52	49	94.2	83	61	73.5	52	29	55.8	46	37	80.4	
		5211335	2023	1	30	20	66.7			30	16	53.3	30	23	76.7	133	126	94.7	103	64	62.1	71	51	71.8	103	86	83.5	95	61	64.2	38	30	78.9	32	32	100.0	
	SIZAKAHLE PUBLIC S (Ladysmith)	5211424	2024	3	18	18	100.0			70	47	67.1	18	16	88.9	183	177	96.7	113	103	91.2	84	82	97.6	29	24	82.8	152	110	72.4	30	20	66.7	29	23	79.3	
		5211424	2023	3	16	12	75.0			44	28	63.6	16	11	68.8	125	124	99.2	81	80	98.8	63	63	100.0	18	13	72.2	106	82	77.4	19	15	78.9	18	15	83.3	
	SIZATHINA H	5211227	2024	1	28	27	96.4	27	27	100.0	28	20	71.4	28	23	82.1	87	87	100.0	32	32	100.0	32	32	100.0	27	27	100.0	60	56	93.3	27	24	88.9	27	27	100.0
		5211227	2023	1	18	18	100.0	19	19	100.0	16	14	87.5	18	14	77.8	77	77	100.0	40	40	100.0	40	40	100.0	19	19	100.0	57	49	86.0	19	14	73.7	19	19	100.0
	SOBABILI H	5211228	2024	2	15	15	100.0	33	33	100.0	15	15	100.0	15	15	100.0	48	48	100.0						33	23	69.7				48	28	58.3	33	15	45.5	
		5211228	2023	2	19	8	42.1	35	35	100.0	20	20	100.0	20	12	60.0	55	54	98.2						36	28	77.8				55	10	18.2	35	31	88.6	
	SOKESIMBONE H	5211123	2024	1				38	33	86.8	22	20	90.9				38	38	100.0						38	26	68.4	22	16	72.7	16	16	100.0	16	15	93.8	
		5211123	2023	1				38	30	78.9	20	20	100.0				38	38	100.0						38	38	100.0	20	20	100.0	18	17	94.4	18	18	100.0	
	ST CHAD'S HIGH SCHOOL	5211320	2024	3	25	9	36.0	13	13	100.0	25	22	88.0	25	21	84.0	78	78	100.0	40	38	95.0	26	26	100.0	53	46	86.8	51	43	84.3	27	25	92.6	27	18	66.7
		5211320	2023	3	15	3	20.0	13	11	84.6	15	12	80.0	15	10	66.7	82	81	98.8	54	43	79.6	45	43	95.6	67	52	77.6	60	45	75.0	22	20	90.9	22	19	86.4
	STEADVILLE S	5211425	2024	4	20	20	100.0				37	37	100.0	20	19	95.0	100	100	100.0	63	63	100.0	38	38	100.0	63	61	96.8	75	72	96.0	25	25	100.0	25	25	100.0
		5211425	2023	4	29	29	100.0				55	54	98.2	29	28	96.6	143	143	100.0	88	88	100.0	56	56	100.0	88	78	88.6	111	107	96.4	32	32	100.0	32	32	100.0
	TABHANE S	5211124	2024	2	53	38	71.7	67	64	95.5	130	97	74.6	54	35	64.8	226	221	97.8	139	125	89.9	75	75	100.0	69	67	97.1	118	103	87.3	80	62	77.5	69	48	69.6
		5211124	2023	2	54	37	68.5	57	52	91.2	145	122	84.1	54	33	61.1	224	223	99.6	147	133	90.5	93	93	100.0	58	54	93.1	142	112	78.9	62	40	64.5	58	42	72.4



Province Districts	Centre Name	Centre Number	Exam Date	Quintile	Accounting			Agricultural Sciences			Business Studies			Economics			English First Additional Language			Geography			History			Life Sciences			Mathematical Literacy			Mathematics			Physical Sciences		
					Total Wrote	Achieved 30 - 100%	% Achieved at 30% and Above	Total Wrote	Achieved 30 - 100%	% Achieved at 30% and Above	Total Wrote	Achieved 30 - 100%	% Achieved at 30% and Above	Total Wrote	Achieved 30 - 100%	% Achieved at 30% and Above	Total Wrote	Achieved 30 - 100%	% Achieved at 30% and Above	Total Wrote	Achieved 30 - 100%	% Achieved at 30% and Above	Total Wrote	Achieved 30 - 100%	% Achieved at 30% and Above	Total Wrote	Achieved 30 - 100%	% Achieved at 30% and Above	Total Wrote	Achieved 30 - 100%	% Achieved at 30% and Above	Total Wrote	Achieved 30 - 100%	% Achieved at 30% and Above	Total Wrote	Achieved 30 - 100%	% Achieved at 30% and Above
					UTSHUKELA	TATANE S	5211426	2024	2				10	8	80.0					10	10	100.0	10	9	90.0				10	8	80.0	10	9	90.0			
		5211426	2023	2				13	9	69.2					13	13	100.0	13	12	92.3				13	8	61.5	13	9	69.2								
	THEMBALIHLE COMBINED	5211239	2024	2							24	15	62.5				34	34	100.0	34	27	79.4				12	11	91.7	22	18	81.8	12	8	66.7	10	4	40.0
		5211239	2023	2							27	11	40.7				43	42	97.7	43	25	58.1				22	12	54.5	24	10	41.7	20	8	40.0	17	9	52.9
	THEMBELA H	5211427	2024	2	17	16	94.1				17	17	100.0	17	17	100.0	72	72	100.0	55	53	96.4	27	27	100.0	55	46	83.6	44	41	93.2	28	28	100.0	28	27	96.4
		5211427	2023	2	5	5	100.0				5	5	100.0	5	5	100.0	54	54	100.0	49	45	91.8	28	28	100.0	49	33	67.3	33	28	84.8	22	19	86.4	21	17	81.0
	THINTWA S	5211125	2024	2											13	13	100.0	13	13	100.0	13	13	100.0	13	13	100.0	13	13	100.0								
		5211125	2023	2											16	16	100.0	16	12	75.0	16	16	100.0	16	13	81.3	16	16	100.0								
	THOKOZA H	5211126	2024	3	19	16	84.2	27	27	100.0	19	17	89.5	19	11	57.9	79	79	100.0	33	31	93.9	33	32	97.0	27	27	100.0	50	42	84.0	29	27	93.1	27	27	100.0
		5211126	2023	3	19	16	84.2	27	22	81.5	19	18	94.7	19	9	47.4	103	102	99.0	57	52	91.2	57	55	96.5	27	25	92.6	73	54	74.0	30	24	80.0	27	25	92.6
	THOLITHEMBA H	5211127	2024	2	59	34	57.6				58	39	67.2	59	46	78.0	234	234	100.0	174	145	83.3	98	96	98.0	129	110	85.3	135	112	83.0	99	53	53.5	77	58	75.3
		5211127	2023	2	38	18	47.4				90	60	66.7	39	35	89.7	213	212	99.5	174	149	85.6	97	95	97.9	124	99	79.8	114	80	70.2	99	45	45.5	77	50	64.9
	THUBELISHA H	5211217	2024	1	30	20	66.7				30	24	80.0	30	28	93.3	60	60	100.0	30	30	100.0				30	30	100.0	30	26	86.7	30	18	60.0	30	22	73.3
		5211217	2023	1	25	19	76.0				25	16	64.0	25	20	80.0	61	60	98.4	36	35	97.2				36	35	97.2	25	22	88.0	35	22	62.9	36	31	86.1
	TSHANIBEZWE H	5211128	2024	2	37	27	73.0				118	114	96.6	101	72	71.3	118	118	100.0				67	64	95.5	81	61	75.3	43	37	86.0	75	55	73.3	41	28	68.3
		5211128	2023	2	31	25	80.6				90	84	93.3	90	59	65.6	101	101	100.0				34	34	100.0	70	37	52.9	32	29	90.6	70	44	62.9	42	18	42.9
	UBULINGA S	5211129	2024	2	36	34	94.4	47	47	100.0	162	156	96.3	36	36	100.0	234	234	100.0	173	158	91.3	126	123	97.6	47	46	97.9	156	123	78.8	53	51	96.2	47	21	44.7
		5211129	2023	2	45	40	88.9	31	31	100.0	163	159	97.5	45	37	82.2	216	216	100.0	149	139	93.3	118	116	98.3	31	30	96.8	160	136	85.0	34	33	97.1	31	22	71.0
	UJIKELELE H	5211206	2024	3	27	6	22.2				78	35	44.9	27	6	22.2	118	118	100.0	92	68	73.9	74	69	93.2	41	25	61.0	101	54	53.5	18	10	55.6	18	13	72.2
		5211206	2023	3	25	6	24.0				55	22	40.0	25	6	24.0	86	86	100.0	61	53	86.9	44	40	90.9	31	22	71.0	67	48	71.6	19	11	57.9	17	14	82.4

Province Districts	Centre Name	Centre Number	Exam Date	Quintile	Accounting			Agricultural Sciences			Business Studies			Economics			English First Additional Language			Geography			History			Life Sciences			Mathematical Literacy			Mathematics			Physical Sciences		
					Total Wrote	Achieved 30 - 100%	% Achieved at 30% and Above	Total Wrote	Achieved 30 - 100%	% Achieved at 30% and Above	Total Wrote	Achieved 30 - 100%	% Achieved at 30% and Above	Total Wrote	Achieved 30 - 100%	% Achieved at 30% and Above	Total Wrote	Achieved 30 - 100%	% Achieved at 30% and Above	Total Wrote	Achieved 30 - 100%	% Achieved at 30% and Above	Total Wrote	Achieved 30 - 100%	% Achieved at 30% and Above	Total Wrote	Achieved 30 - 100%	% Achieved at 30% and Above	Total Wrote	Achieved 30 - 100%	% Achieved at 30% and Above	Total Wrote	Achieved 30 - 100%	% Achieved at 30% and Above	Total Wrote	Achieved 30 - 100%	% Achieved at 30% and Above
					UKHAHLAMBA H	5211130	2024	2	9	5	55.6	16	13	81.3	9	8	88.9	9	5	55.6	65	65	100.0	56	55	98.2	20	20	100.0	36	29	80.6	60	45	75.0	5	5
	5211130	2023	2	12	11	91.7	14	14	100.0	12	12	100.0	12	12	100.0	70	70	100.0	58	56	96.6	20	20	100.0	38	30	78.9	45	40	88.9	25	16	64.0	24	16	66.7	
UKHALI H	5211131	2024	1	25	7	28.0				47	24	51.1	25	15	60.0	108	102	94.4	62	62	100.0	34	31	91.2	83	68	81.9	39	37	94.9	69	34	49.3	47	45	95.7	
	5211131	2023	1	37	35	94.6				51	44	86.3	37	37	100.0	100	100	100.0	49	49	100.0	25	24	96.0	63	56	88.9	29	29	100.0	71	38	53.5	38	37	97.4	
UMBANGO S	5211333	2024	3	7	7	100.0	17	17	100.0	7	7	100.0	7	7	100.0	43	43	100.0	19	19	100.0	19	19	100.0	36	28	77.8	19	15	78.9	24	12	50.0	17	15	88.2	
	5211333	2023	3	15	15	100.0	32	29	90.6	15	14	93.3	15	15	100.0	76	76	100.0	29	25	86.2	29	29	100.0	61	47	77.0	29	18	62.1	47	16	34.0	32	18	56.3	
UTHUKELA CENTRE 2	5516000	2024	99							26	19	73.1	10	3	30.0				26	24	92.3	26	25	96.2	16	13	81.3	26	19	73.1							
	5516000	2023	99	1	0	0.0				24	22	91.7							29	26	89.7	24	23	95.8	29	18	62.1	24	22	91.7	5	0	0.0	4	0	0.0	
UXOLO NOKUZWANA S	5211428	2024	3							8	8	100.0				8	8	100.0	8	8	100.0	8	8	100.0				8	7	87.5							
	5211428	2023	3							10	9	90.0				10	10	100.0	10	10	100.0	10	10	100.0				10	8	80.0							
VUKASEKUSILE S	5211230	2024	3	55	52	94.5				31	31	100.0	31	29	93.5	95	95	100.0	40	35	87.5	40	39	97.5	24	23	95.8	71	68	95.8	24	18	75.0	24	23	95.8	
	5211230	2023	3	43	43	100.0				21	21	100.0	21	21	100.0	77	77	100.0	34	29	85.3	33	33	100.0	22	16	72.7	55	50	90.9	22	19	86.4	22	20	90.9	
VUMA H	5211134	2024	1	19	19	100.0				25	23	92.0	25	22	88.0	25	25	100.0												25	6	24.0					
	5211134	2023	1	24	20	83.3				24	24	100.0	23	22	95.7	24	24	100.0											24	3	12.5						
WEENEN COMBINED	5211231	2024	2	10	8	80.0	26	20	76.9	59	47	79.7	10	7	70.0	165	163	98.8	90	70	77.8	80	79	98.8	96	38	39.6	129	96	74.4	36	14	38.9	26	12	46.2	
	5211231	2023	2	7	7	100.0	28	20	71.4	35	32	91.4	7	7	100.0	120	119	99.2	68	64	94.1	57	56	98.2	74	30	40.5	85	66	77.6	35	13	37.1	28	12	42.9	
WEMBEZI S	5211232	2024	3	9	9	100.0				9	9	100.0	9	9	100.0	119	119	100.0	110	82	74.5	83	77	92.8	110	52	47.3	91	71	78.0	28	19	67.9	27	23	85.2	
	5211232	2023	3	19	5	26.3				19	11	57.9	19	15	78.9	126	125	99.2	107	83	77.6	77	76	98.7	107	35	32.7	94	63	67.0	32	17	53.1	30	22	73.3	
WESSELSNEK COMBINED	5211429	2024	3	9	1	11.1				9	7	77.8	9	6	66.7	9	9	100.0										9	9	100.0							
	5211429	2023	3	6	4	66.7				7	6	85.7	6	6	100.0	7	7	100.0										6	6	100.0							

Province Districts	Centre Name	Centre Number	Exam Date	Quintile	Accounting			Agricultural Sciences			Business Studies			Economics			English First Additional Language			Geography			History			Life Sciences			Mathematical Literacy			Mathematics			Physical Sciences		
					Total Wrote	Achieved 30 - 100%	% Achieved at 30% and Above	Total Wrote	Achieved 30 - 100%	% Achieved at 30% and Above	Total Wrote	Achieved 30 - 100%	% Achieved at 30% and Above	Total Wrote	Achieved 30 - 100%	% Achieved at 30% and Above	Total Wrote	Achieved 30 - 100%	% Achieved at 30% and Above	Total Wrote	Achieved 30 - 100%	% Achieved at 30% and Above	Total Wrote	Achieved 30 - 100%	% Achieved at 30% and Above	Total Wrote	Achieved 30 - 100%	% Achieved at 30% and Above	Total Wrote	Achieved 30 - 100%	% Achieved at 30% and Above	Total Wrote	Achieved 30 - 100%	% Achieved at 30% and Above	Total Wrote	Achieved 30 - 100%	% Achieved at 30% and Above
					UTHUKELA	WINDSOR S	5211430	2024	5	64	56	87.5				82	80	97.6	34	34	100.0				81	78	96.3	64	64	100.0	87	73	83.9	116	113	97.4	53
		5211430	2023	5	45	35	77.8				59	52	88.1	20	18	90.0				81	72	88.9	67	63	94.0	86	73	84.9	100	89	89.0	45	31	68.9	25	24	96.0
	ZANKOSHENI H	5211431	2024	2	12	10	83.3				12	12	100.0	12	12	100.0	12	12	100.0																		
		5211431	2023	2	25	14	56.0				25	18	72.0	25	16	64.0	25	25	100.0																		
	ZIKODE H	5211334	2024	1													47	47	100.0	25	23	92.0	25	25	100.0	22	18	81.8	25	24	96.0	22	19	86.4	22	20	90.9
		5211334	2023	1													20	20	100.0	20	20	100.0															
ZULULAND	ABAQULUSI H	5112401	2024	1	25	25	100.0				47	43	91.5	25	24	96.0	70	70	100.0	45	44	97.8				23	21	91.3	43	35	81.4	27	21	77.8	23	22	95.7
		5112401	2023	1	30	29	96.7				44	44	100.0	30	25	83.3	69	69	100.0	39	38	97.4				25	19	76.0	40	37	92.5	29	24	82.8	25	23	92.0
	BAMBANANI H	5112501	2024	3	34	31	91.2	166	145	87.3	91	82	90.1	145	129	89.0	359	357	99.4	125	104	83.2				223	151	67.7	242	195	80.6	96	62	64.6	87	51	58.6
		5112501	2023	3	26	24	92.3	139	125	89.9	69	62	89.9	122	104	85.2	301	298	99.0	92	85	92.4				181	131	72.4	212	185	87.3	67	54	80.6	66	57	86.4
	BANTUBANINGI H	5112201	2024	1	19	11	57.9				66	64	97.0				66	63	95.5	60	58	96.7				66	40	60.6	42	37	88.1	19	15	78.9	9	9	100.0
		5112201	2023	1	10	7	70.0				51	50	98.0				51	51	100.0	51	49	96.1				51	22	43.1	46	38	82.6	5	5	100.0	5	5	100.0
	BANZANA S	5112301	2024	2	16	10	62.5	36	36	100.0	16	14	87.5	16	13	81.3	97	97	100.0	45	41	91.1	45	42	93.3	36	33	91.7	61	41	67.2	36	24	66.7	36	35	97.2
		5112301	2023	2	35	27	77.1	26	26	100.0	35	27	77.1	35	13	37.1	105	105	100.0	44	40	90.9	44	41	93.2	25	21	84.0	77	40	51.9	28	15	53.6	26	22	84.6
	BAQULUSINI COMBINED	5112402	2024	2	7	3	42.9				41	36	87.8	7	6	85.7	52	51	98.1	45	36	80.0	34	33	97.1	11	11	100.0	41	36	87.8	11	4	36.4	11	8	72.7
		5112402	2023	2	13	7	53.8				57	33	57.9	13	7	53.8	80	80	100.0	67	61	91.0	44	43	97.7	23	21	91.3	56	45	80.4	24	10	41.7	23	14	60.9
	BHAQALWESIZWE H	5112302	2024	1	8	3	37.5	42	37	88.1	36	35	97.2	8	6	75.0	50	50	100.0							42	24	57.1	36	27	75.0	14	8	57.1	14	9	64.3
		5112302	2023	1	10	7	70.0	28	20	71.4	26	23	88.5	10	8	80.0	38	38	100.0							28	19	67.9	24	18	75.0	14	10	71.4	12	9	75.0
BHEKIFA H	5112202	2024	1							73	71	97.3	61	52	85.2	73	73	100.0							12	12	100.0	61	48	78.7	12	7	58.3	12	11	91.7	
	5112202	2023	1							74	73	98.6	56	44	78.6	74	74	100.0							18	16	88.9	55	40	72.7	18	12	66.7	18	15	83.3	

Province Districts	Centre Name	Centre Number	Exam Date	Quintile	Accounting			Agricultural Sciences			Business Studies			Economics			English First Additional Language			Geography			History			Life Sciences			Mathematical Literacy			Mathematics			Physical Sciences			
					Total Wrote	Achieved 30 - 100%	% Achieved at 30% and Above	Total Wrote	Achieved 30 - 100%	% Achieved at 30% and Above	Total Wrote	Achieved 30 - 100%	% Achieved at 30% and Above	Total Wrote	Achieved 30 - 100%	% Achieved at 30% and Above	Total Wrote	Achieved 30 - 100%	% Achieved at 30% and Above	Total Wrote	Achieved 30 - 100%	% Achieved at 30% and Above	Total Wrote	Achieved 30 - 100%	% Achieved at 30% and Above	Total Wrote	Achieved 30 - 100%	% Achieved at 30% and Above	Total Wrote	Achieved 30 - 100%	% Achieved at 30% and Above	Total Wrote	Achieved 30 - 100%	% Achieved at 30% and Above	Total Wrote	Achieved 30 - 100%	% Achieved at 30% and Above	
					ZULULAND	BHOKWE S	5112303	2024	2	34	26	76.5				34	30	88.2	57	52	91.2	118	117	99.2							84	46	54.8	92	75	81.5	26	16
		5112303	2023	2	15	14	93.3				15	14	93.3	52	52	100.0	102	102	100.0							87	69	79.3	63	55	87.3	39	29	74.4	37	25	67.6	
	BONGINHLANHLA H	5112502	2024	2				30	30	100.0							78	78	100.0	49	46	93.9	49	49	100.0	79	63	79.7	49	48	98.0	30	30	100.0	30	28	93.3	
		5112502	2023	2				31	30	96.8							129	125	96.9	89	75	84.3	97	90	92.8	117	82	70.1	68	65	95.6	31	31	100.0	31	28	90.3	
	BONGOKUHLE H	5112304	2024	2													60	60	100.0	60	49	81.7	44	41	93.2	60	34	56.7	44	29	65.9	16	7	43.8	16	7	43.8	
		5112304	2023	2													64	63	98.4	64	52	81.3	43	40	93.0	64	38	59.4	43	30	69.8	21	14	66.7	21	20	95.2	
	BUSEKHAYA H	5112103	2024	2							10	10	100.0	10	7	70.0	10	10	100.0	10	9	90.0																
		5112103	2023	2	8	4	50.0				8	8	100.0	8	8	100.0	8	8	100.0																			
	DIKANA H	5112203	2024	1	34	31	91.2				98	78	79.6	50	39	78.0	120	119	99.2				43	43	100.0	20	20	100.0	96	67	69.8	21	19	90.5	20	18	90.0	
		5112203	2023	1	23	19	82.6				59	38	64.4	31	15	48.4	73	72	98.6	0	0		31	29	93.5	12	12	100.0	60	42	70.0	13	11	84.6	12	10	83.3	
	DINGUKWAZI SS	5112503	2024	3	17	12	70.6	34	33	97.1	58	35	60.3	58	32	55.2	281	277	98.6	31	31	100.0	157	130	82.8	173	91	52.6	208	140	67.3	73	47	64.4	66	39	59.1	
		5112503	2023	3	15	11	73.3	28	24	85.7	59	33	55.9	59	21	35.6	317	309	97.5	34	32	94.1	197	157	79.7	191	97	50.8	255	164	64.3	63	36	57.1	62	40	64.5	
	DWALENI H	5112504	2024	3	15	14	93.3				26	23	88.5	25	23	92.0	209	209	100.0	133	128	96.2	137	137	100.0	140	122	87.1	164	152	92.7	44	42	95.5	37	37	100.0	
		5112504	2023	3	17	12	70.6				22	19	86.4	22	21	95.5	184	184	100.0	111	108	97.3	133	131	98.5	88	77	87.5	145	135	93.1	30	22	73.3	26	26	100.0	
	EKHOMBE H	5112204	2024	1							61	54	88.5	61	39	63.9	131	130	99.2							70	65	92.9	61	33	54.1	70	36	51.4	69	35	50.7	
		5112204	2023	1							45	42	93.3	45	37	82.2	124	124	100.0							79	76	96.2	45	44	97.8	79	54	68.4	79	47	59.5	
	EKUDUBEKENI H	5112205	2024	3				44	24	54.5							92	84	91.3	25	13	52.0				44	17	38.6	19	10	52.6	44	6	13.6	19	11	57.9	
		5112205	2023	3				42	22	52.4							82	78	95.1	22	15	68.2				42	15	35.7	17	3	17.6	42	1	2.4	20	7	35.0	
	EKWANDENI COMBINED	5112206	2024	1				12	12	100.0	12	12	100.0				12	12	100.0							12	12	100.0	3	3	100.0	9	9	100.0	9	8	88.9	
		5112206	2023	1				18	18	100.0	18	16	88.9				18	18	100.0							18	16	88.9				18	3	16.7	18	6	33.3	

Province Districts	Centre Name	Centre Number	Exam Date	Quintile	Accounting			Agricultural Sciences			Business Studies			Economics			English First Additional Language			Geography			History			Life Sciences			Mathematical Literacy			Mathematics			Physical Sciences		
					Total Wrote	Achieved 30 - 100%	% Achieved at 30% and Above	Total Wrote	Achieved 30 - 100%	% Achieved at 30% and Above	Total Wrote	Achieved 30 - 100%	% Achieved at 30% and Above	Total Wrote	Achieved 30 - 100%	% Achieved at 30% and Above	Total Wrote	Achieved 30 - 100%	% Achieved at 30% and Above	Total Wrote	Achieved 30 - 100%	% Achieved at 30% and Above	Total Wrote	Achieved 30 - 100%	% Achieved at 30% and Above	Total Wrote	Achieved 30 - 100%	% Achieved at 30% and Above	Total Wrote	Achieved 30 - 100%	% Achieved at 30% and Above	Total Wrote	Achieved 30 - 100%	% Achieved at 30% and Above	Total Wrote	Achieved 30 - 100%	% Achieved at 30% and Above
					ZULULAND	EMANONO H	5112305	2024	1				33	31	93.9						33	32	97.0	33	32	97.0				33	32	97.0	15	13	86.7	18	10
		5112305	2023	1				35	35	100.0						35	34	97.1	35	12	34.3				35	35	100.0	22	21	95.5	13	13	100.0				
	EMPILWENI JS	5112306	2024	2	34	22	64.7	38	38	100.0	34	30	88.2	34	32	94.1	130	130	100.0	58	46	79.3	58	58	100.0	38	35	92.1	92	86	93.5	38	36	94.7	38	22	57.9
		5112306	2023	2	22	21	95.5	24	24	100.0	22	22	100.0	22	22	100.0	98	98	100.0	52	48	92.3	52	50	96.2	24	24	100.0	71	68	95.8	27	24	88.9	24	19	79.2
	ENDLOVUKAZI H	5112307	2024	1	5	4	80.0				18	18	100.0	18	17	94.4	18	18	100.0						13	7	53.8	15	14	93.3	4	2	50.0				
		5112307	2023	1	12	10	83.3				28	26	92.9	28	21	75.0	28	28	100.0						16	9	56.3	20	17	85.0	8	6	75.0				
	ENHLANHLENI S	5112506	2024	3	14	9	64.3	63	54	85.7	57	50	87.7	57	52	91.2	120	120	100.0	106	94	88.7				63	51	81.0	55	50	90.9	65	21	32.3	63	27	42.9
		5112506	2023	3	17	13	76.5	59	54	91.5	73	62	84.9	73	60	82.2	132	132	100.0	114	107	93.9				59	53	89.8	70	57	81.4	63	42	66.7	60	34	56.7
	ENQABENI COMBINED	5112106	2024	1	16	9	56.3				27	21	77.8	16	13	81.3	43	43	100.0	27	24	88.9				16	10	62.5	33	23	69.7	10	4	40.0	10	4	40.0
		5112106	2023	1	11	10	90.9				19	18	94.7	14	11	78.6	28	28	100.0	17	15	88.2				14	9	64.3	18	13	72.2	10	0	0.0	9	4	44.4
	FALAZA H	5112308	2024	1	8	3	37.5	20	20	100.0	8	5	62.5	8	2	25.0	102	101	99.0				39	33	84.6	20	17	85.0	49	27	55.1	20	11	55.0	20	11	55.0
		5112308	2023	1	18	8	44.4	31	25	80.6	18	9	50.0	18	3	16.7	131	130	99.2	49	21	42.9	49	44	89.8	31	16	51.6	67	28	41.8	30	13	43.3	31	17	54.8
	FELIFA S	5112207	2024	1							31	27	87.1	31	25	80.6	31	29	93.5										27	20	74.1	4	1	25.0			
		5112207	2023	1	10	9	90.0				32	24	75.0	32	25	78.1	32	28	87.5										27	22	81.5	5	0	0.0			
	FILIDI S	5112107	2024	3	109	84	77.1				93	90	96.8	38	38	100.0	131	131	100.0	126	126	100.0	55	55	100.0	71	71	100.0	93	91	97.8	71	60	84.5	71	59	83.1
		5112107	2023	3	84	68	81.0				110	107	97.3	30	30	100.0	144	144	100.0	134	133	99.3	80	80	100.0	54	54	100.0	110	105	95.5	54	49	90.7	53	52	98.1
	FUMANA COMBINED	5112309	2024	1												69	68	98.6	65	51	78.5	50	50	100.0	34	32	94.1	50	32	64.0	19	14	73.7	19	17	89.5	
		5112309	2023	1												82	81	98.8	63	54	85.7	60	59	98.3	41	30	73.2	60	25	41.7	22	16	72.7	22	20	90.9	
	FUNDUKHALIPHE H	5112310	2024	1	43	2	4.7				43	34	79.1	43	31	72.1	85	79	92.9	42	40	95.2				42	34	81.0	43	26	60.5	42	10	23.8	42	21	50.0
		5112310	2023	1	57	0	0.0				57	31	54.4	57	13	22.8	105	83	79.0	48	44	91.7				48	41	85.4	57	31	54.4	48	5	10.4	48	19	39.6

Province Districts	Centre Name	Centre Number	Exam Date	Quintile	Accounting			Agricultural Sciences			Business Studies			Economics			English First Additional Language			Geography			History			Life Sciences			Mathematical Literacy			Mathematics			Physical Sciences		
					Total Wrote	Achieved 30 - 100%	% Achieved at 30% and Above	Total Wrote	Achieved 30 - 100%	% Achieved at 30% and Above	Total Wrote	Achieved 30 - 100%	% Achieved at 30% and Above	Total Wrote	Achieved 30 - 100%	% Achieved at 30% and Above	Total Wrote	Achieved 30 - 100%	% Achieved at 30% and Above	Total Wrote	Achieved 30 - 100%	% Achieved at 30% and Above	Total Wrote	Achieved 30 - 100%	% Achieved at 30% and Above	Total Wrote	Achieved 30 - 100%	% Achieved at 30% and Above	Total Wrote	Achieved 30 - 100%	% Achieved at 30% and Above	Total Wrote	Achieved 30 - 100%	% Achieved at 30% and Above	Total Wrote	Achieved 30 - 100%	% Achieved at 30% and Above
					ZULULAND	GELEKEDLE S	5112108	2024	3	11	11	100.0				37	35	94.6	20	18	90.0	109	109	100.0	68	63	92.6	55	55	100.0	18	16	88.9	82	78	95.1	19
		5112108	2023	3	7	6	85.7				42	35	83.3	24	13	54.2	127	127	100.0	79	69	87.3	45	44	97.8	74	57	77.0	82	75	91.5	29	27	93.1	33	28	84.8
	GQOKAMANDLA JS	5112208	2024	1	9	6	66.7	14	14	100.0	28	25	89.3	11	9	81.8	53	53	100.0	42	39	92.9				14	14	100.0	39	38	97.4	14	14	100.0	14	13	92.9
		5112208	2023	1	9	7	77.8	7	7	100.0	9	9	100.0	9	8	88.9	46	42	91.3	37	22	59.5				7	7	100.0	36	29	80.6	7	7	100.0	7	4	57.1
	GUDU S	5112110	2024	2	25	13	52.0				25	25	100.0	25	20	80.0	127	127	100.0	91	84	92.3	66	65	98.5	91	70	76.9	91	79	86.8	27	22	81.5	33	23	69.7
		5112110	2023	2	15	5	33.3				18	14	77.8	17	10	58.8	104	103	99.0	75	71	94.7	51	50	98.0	76	58	76.3	68	48	70.6	27	21	77.8	27	21	77.8
	HAMBANGENDLELA H	5112311	2024	1	11	9	81.8				34	33	97.1	11	8	72.7	55	55	100.0	44	39	88.6				44	35	79.5	34	26	76.5	21	13	61.9	21	19	90.5
		5112311	2023	1	15	10	66.7				24	21	87.5	15	8	53.3	45	45	100.0	30	27	90.0				30	19	63.3	22	16	72.7	22	5	22.7	21	14	66.7
	HAMU H	5112111	2024	1				6	3	50.0	8	8	100.0				15	15	100.0	10	9	90.0				13	6	46.2	9	9	100.0	4	1	25.0	4	0	0.0
		5112111	2023	1				19	12	63.2	3	3	100.0	1	0	0.0	24	24	100.0	15	15	100.0				22	15	68.2	15	15	100.0	5	2	40.0	4	1	25.0
	HESHE JS	5112312	2024	1													37	35	94.6	35	35	100.0				35	33	94.3				35	9	25.7	36	13	36.1
		5112312	2023	1													18	18	100.0	16	16	100.0				16	11	68.8				14	6	42.9	14	13	92.9
	HLANGANANIMAZULU S	5112313	2024	1	8	7	87.5				21	21	100.0	21	16	76.2	21	21	100.0										13	9	69.2	8	4	50.0			
		5112313	2023	1	16	8	50.0				16	12	75.0				16	16	100.0									11	11	100.0	5	2	40.0				
	HLANGUZA COMBINED	5112112	2024	3	9	5	55.6				9	7	77.8				9	9	100.0							9	5	55.6				9	0	0.0			
		5112112	2023	3	9	6	66.7				9	7	77.8				9	9	100.0							9	1	11.1				9	0	0.0			
	IKHETHELO S	5112114	2024	2													37	37	100.0	37	37	100.0	23	23	100.0	37	32	86.5	23	23	100.0	14	14	100.0	14	14	100.0
		5112114	2023	2													28	28	100.0	28	26	92.9	15	15	100.0	28	22	78.6	15	13	86.7	9	8	88.9	10	10	100.0
	IKUSASA ELIHLE HIGH	5112403	2024	1													41	41	100.0	41	41	100.0	34	34	100.0	41	36	87.8	34	34	100.0	7	7	100.0	7	7	100.0
		5112403	2023	1													44	44	100.0	44	43	97.7	36	36	100.0	44	34	77.3	36	36	100.0	8	6	75.0	8	6	75.0

Province Districts	Centre Name	Centre Number	Exam Date	Quintile	Accounting			Agricultural Sciences			Business Studies			Economics			English First Additional Language			Geography			History			Life Sciences			Mathematical Literacy			Mathematics			Physical Sciences		
					Total Wrote	Achieved 30 - 100%	% Achieved at 30% and Above	Total Wrote	Achieved 30 - 100%	% Achieved at 30% and Above	Total Wrote	Achieved 30 - 100%	% Achieved at 30% and Above	Total Wrote	Achieved 30 - 100%	% Achieved at 30% and Above	Total Wrote	Achieved 30 - 100%	% Achieved at 30% and Above	Total Wrote	Achieved 30 - 100%	% Achieved at 30% and Above	Total Wrote	Achieved 30 - 100%	% Achieved at 30% and Above	Total Wrote	Achieved 30 - 100%	% Achieved at 30% and Above	Total Wrote	Achieved 30 - 100%	% Achieved at 30% and Above	Total Wrote	Achieved 30 - 100%	% Achieved at 30% and Above	Total Wrote	Achieved 30 - 100%	% Achieved at 30% and Above
					ZULULAND	IMBILANE H	5112209	2024	4	82	65	79.3				75	69	92.0	29	29	100.0	128	128	100.0	0	0		46	44	95.7	53	53	100.0	75	70	93.3	53
		5112209	2023	4	116	70	60.3				94	90	95.7	55	53	96.4	156	156	100.0	0	0		40	40	100.0	61	60	98.4	93	87	93.5	61	49	80.3	61	53	86.9
	IMPUMELELO H	5112210	2024	2	36	23	63.9				72	68	94.4	36	31	86.1	72	72	100.0	36	35	97.2				36	36	100.0	19	19	100.0	53	23	43.4	36	26	72.2
		5112210	2023	2	62	19	30.6				101	83	82.2	62	41	66.1	101	99	98.0	39	39	100.0				39	38	97.4	38	32	84.2	63	38	60.3	39	34	87.2
	INHLOSENHLE S	5112121	2024	2	10	7	70.0				10	10	100.0	10	10	100.0	31	31	100.0	21	21	100.0				21	21	100.0	10	10	100.0	21	21	100.0	21	21	100.0
		5112121	2023	2	10	10	100.0				10	10	100.0	10	10	100.0	22	22	100.0	12	12	100.0				12	12	100.0	10	10	100.0	12	11	91.7	12	12	100.0
	INKAMANA S	5112115	2024	99	7	7	100.0										21	21	100.0				6	6	100.0	14	14	100.0				21	21	100.0	15	15	100.0
		5112115	2023	99	13	13	100.0										24	24	100.0				14	14	100.0	11	11	100.0				24	24	100.0	10	10	100.0
	INTONGA H	5112507	2024	2				42	41	97.6	15	15	100.0				109	108	99.1	52	48	92.3				62	58	93.5	48	47	97.9	61	57	93.4	61	48	78.7
		5112507	2023	2				11	10	90.9	5	4	80.0				73	73	100.0	57	53	93.0				36	35	97.2	37	33	89.2	36	33	91.7	36	35	97.2
	QHAWELESIZWE CP	5112116	2024	2													28	28	100.0	28	27	96.4	16	16	100.0	26	18	69.2	16	16	100.0	7	6	85.7	10	6	60.0
		5112116	2023	2													15	15	100.0	15	14	93.3	8	7	87.5	14	9	64.3	8	7	87.5	6	2	33.3	7	4	57.1
	SIHLAHLASENKOSI H	5112315	2024	1							0	0					183	155	84.7	118	68	57.6	83	64	77.1	35	33	94.3	132	40	30.3	35	9	25.7	33	13	39.4
		5112315	2023	1							48	25	52.1				139	132	95.0	72	35	48.6	42	30	71.4	28	17	60.7	90	27	30.0	30	15	50.0	23	15	65.2
	SIKHWEBEZI H	5112211	2024	1				39	37	94.9							39	39	100.0	39	37	94.9				39	31	79.5	27	23	85.2	12	9	75.0	12	5	41.7
		5112211	2023	1				36	29	80.6							36	36	100.0	36	35	97.2				36	25	69.4	18	13	72.2	18	6	33.3	18	4	22.2
	ISOLOMUZI S	5112117	2024	2				150	133	88.7							316	316	100.0	277	274	98.9				316	273	86.4	187	183	97.9	129	128	99.2	129	122	94.6
		5112117	2023	2				78	68	87.2							268	268	100.0	218	215	98.6				268	230	85.8	133	131	98.5	135	118	87.4	135	127	94.1
	ITSHOBHANA JS	5112316	2024	1	24	15	62.5	141	117	83.0	31	29	93.5	29	26	89.7	199	199	100.0	100	94	94.0				165	113	68.5	94	82	87.2	106	71	67.0	88	72	81.8
		5112316	2023	1	32	24	75.0	114	92	80.7	41	32	78.0	40	29	72.5	178	177	99.4	97	88	90.7				145	90	62.1	86	67	77.9	95	51	53.7	69	60	87.0



Province Districts	Centre Name	Centre Number	Exam Date	Quintile	Accounting			Agricultural Sciences			Business Studies			Economics			English First Additional Language			Geography			History			Life Sciences			Mathematical Literacy			Mathematics			Physical Sciences		
					Total Wrote	Achieved 30 - 100%	% Achieved at 30% and Above	Total Wrote	Achieved 30 - 100%	% Achieved at 30% and Above	Total Wrote	Achieved 30 - 100%	% Achieved at 30% and Above	Total Wrote	Achieved 30 - 100%	% Achieved at 30% and Above	Total Wrote	Achieved 30 - 100%	% Achieved at 30% and Above	Total Wrote	Achieved 30 - 100%	% Achieved at 30% and Above	Total Wrote	Achieved 30 - 100%	% Achieved at 30% and Above	Total Wrote	Achieved 30 - 100%	% Achieved at 30% and Above	Total Wrote	Achieved 30 - 100%	% Achieved at 30% and Above	Total Wrote	Achieved 30 - 100%	% Achieved at 30% and Above	Total Wrote	Achieved 30 - 100%	% Achieved at 30% and Above
					ZULULAND	IVUNA H	5112317	2024	1	16	11	68.8				16	15	93.8	16	16	100.0	100	99	99.0	43	38	88.4	55	52	94.5	70	50	71.4	55	41	74.5	45
		5112317	2023	1	3	2	66.7				68	58	85.3	60	39	65.0	87	87	100.0	41	39	95.1			38	36	94.7	57	45	78.9	41	22	53.7	38	27	71.1	
	IVUNGU H	5112212	2024	2	36	13	36.1	55	53	96.4	102	74	72.5	39	34	87.2	161	159	98.8	61	60	98.4	64	56	87.5	117	82	70.1	98	60	61.2	63	28	44.4	56	39	69.6
		5112212	2023	2	30	15	50.0	50	40	80.0	115	78	67.8	30	25	83.3	172	170	98.8	59	51	86.4	89	74	83.1	139	83	59.7	112	51	45.5	59	18	30.5	53	40	75.5
	JAMES NXUMALO AGRICULTURAL H	5112213	2024	4				40	40	100.0	18	18	100.0				93	93	100.0	35	35	100.0			75	74	98.7	18	18	100.0	40	36	90.0	40	39	97.5	
		5112213	2023	4				41	41	100.0	45	40	88.9				140	140	100.0	54	54	100.0			95	92	96.8	45	34	75.6	41	33	80.5	41	41	100.0	
	JOKO S	5112214	2024	1	47	24	51.1				31	26	83.9				48	48	100.0						47	30	63.8	31	23	74.2	17	12	70.6	17	6	35.3	
		5112214	2023	1	47	27	57.4				30	25	83.3				47	47	100.0						47	22	46.8	30	30	100.0	17	12	70.6	17	7	41.2	
	KANYEKANYE H	5112405	2024	3	19	16	84.2	30	30	100.0	19	19	100.0	19	19	100.0	163	162	99.4	115	96	83.5	115	108	93.9	30	30	100.0	134	112	83.6	30	23	76.7	30	16	53.3
		5112405	2023	3	21	18	85.7	46	45	97.8	21	19	90.5	21	18	85.7	138	138	100.0	71	67	94.4	71	70	98.6	46	46	100.0	92	70	76.1	46	35	76.1	46	36	78.3
	KHAMBULA COMBINED	5112406	2024	1	12	11	91.7				12	12	100.0	12	12	100.0	12	12	100.0												12	4	33.3				
		5112406	2023	1	6	6	100.0				6	6	100.0	6	6	100.0	6	6	100.0												6	3	50.0				
	KHANYANJALO S	5112407	2024	4	17	13	76.5				65	38	58.5	17	13	76.5	157	157	100.0	120	102	85.0	85	85	100.0	92	68	73.9	96	78	81.3	61	35	57.4	55	21	38.2
		5112407	2023	4	16	14	87.5				29	25	86.2	16	7	43.8	156	156	100.0	141	125	88.7	69	69	100.0	141	94	66.7	98	77	78.6	59	22	37.3	59	30	50.8
	KHANYISA S	5112109	2024	1							19	19	100.0				35	35	100.0	35	32	91.4			16	14	87.5	23	21	91.3	12	9	75.0	12	10	83.3	
		5112109	2023	1							17	17	100.0				34	34	100.0	34	32	94.1			17	12	70.6	17	12	70.6	17	11	64.7	17	12	70.6	
	KHANYISELUZULU S	5112408	2024	1	12	8	66.7	28	28	100.0	109	94	86.2	12	12	100.0	146	146	100.0	106	82	77.4	69	69	100.0	65	59	90.8	81	68	84.0	65	28	43.1	65	41	63.1
		5112408	2023	1	23	11	47.8	29	26	89.7	141	115	81.6	23	18	78.3	204	204	100.0	152	127	83.6	89	89	100.0	92	76	82.6	112	100	89.3	91	48	52.7	92	62	67.4
	KHETHUKUTHULA S	5112119	2024	2	20	9	45.0				23	20	87.0	23	22	95.7	23	23	100.0																		
		5112119	2023	2	17	8	47.1				17	14	82.4	17	15	88.2	17	17	100.0																		

Province Districts	Centre Name	Centre Number	Exam Date	Quintile	Accounting			Agricultural Sciences			Business Studies			Economics			English First Additional Language			Geography			History			Life Sciences			Mathematical Literacy			Mathematics			Physical Sciences		
					Total Wrote	Achieved 30 - 100%	% Achieved at 30% and Above	Total Wrote	Achieved 30 - 100%	% Achieved at 30% and Above	Total Wrote	Achieved 30 - 100%	% Achieved at 30% and Above	Total Wrote	Achieved 30 - 100%	% Achieved at 30% and Above	Total Wrote	Achieved 30 - 100%	% Achieved at 30% and Above	Total Wrote	Achieved 30 - 100%	% Achieved at 30% and Above	Total Wrote	Achieved 30 - 100%	% Achieved at 30% and Above	Total Wrote	Achieved 30 - 100%	% Achieved at 30% and Above	Total Wrote	Achieved 30 - 100%	% Achieved at 30% and Above	Total Wrote	Achieved 30 - 100%	% Achieved at 30% and Above	Total Wrote	Achieved 30 - 100%	% Achieved at 30% and Above
					ZULULAND	KHONDLO S	5112120	2024	3	18	17	94.4				61	52	85.2	61	56	91.8	140	140	100.0							45	41	91.1	43	43	100.0	65
		5112120	2023	3	31	26	83.9				94	94	100.0	94	61	64.9	177	176	99.4							52	47	90.4	61	59	96.7	75	52	69.3	49	43	87.8
	KHOZA H	5112508	2024	2				49	48	98.0							49	49	100.0	38	36	94.7				49	41	83.7	38	37	97.4	11	11	100.0	11	5	45.5
		5112508	2023	2				39	36	92.3							43	40	93.0	32	24	75.0				30	27	90.0	34	30	88.2	3	2	66.7	2	2	100.0
	KHULUMELUZULU H	5112509	2024	2				43	40	93.0							79	78	98.7	35	28	80.0	51	47	92.2	44	42	95.5	51	42	82.4	28	15	53.6	28	21	75.0
		5112509	2023	2				42	31	73.8							97	97	100.0	54	31	57.4	78	76	97.4	42	35	83.3	78	58	74.4	20	14	70.0	20	14	70.0
	KING BHEKUZULU H	5112318	2024	4	20	20	100.0	54	53	98.1	35	35	100.0	74	74	100.0	261	261	100.0	170	165	97.1	104	103	99.0	241	198	82.2	118	112	94.9	142	122	85.9	137	111	81.0
		5112318	2023	4	28	24	85.7	57	52	91.2	66	64	97.0	85	81	95.3	223	223	100.0	123	120	97.6	31	31	100.0	170	162	95.3	42	39	92.9	180	113	62.8	162	107	66.0
	KING DINUZULU H	5112319	2024	3	55	51	92.7				66	63	95.5	67	64	95.5	252	251	99.6	181	170	93.9	67	67	100.0	112	99	88.4	158	131	82.9	83	69	83.1	65	52	80.0
		5112319	2023	3	56	45	80.4				57	48	84.2	56	36	64.3	223	223	100.0	167	161	96.4	74	74	100.0	89	80	89.9	144	106	73.6	79	47	59.5	53	51	96.2
	KING PHUMZUZULU H	5112320	2024	2	8	8	100.0				52	48	92.3	52	40	76.9	169	169	100.0	106	83	78.3				115	64	55.7	98	69	70.4	71	42	59.2	63	35	55.6
		5112320	2023	2	7	7	100.0				35	33	94.3	35	26	74.3	131	131	100.0	90	78	86.7				96	63	65.6	61	52	85.2	70	49	70.0	62	51	82.3
	KITAKITA H	5112321	2024	1	27	24	88.9				27	27	100.0	27	24	88.9	78	78	100.0	51	43	84.3	29	29	100.0	22	18	81.8	52	42	80.8	26	16	61.5	22	22	100.0
		5112321	2023	1	27	15	55.6				27	20	74.1	26	18	69.2	100	96	96.0	74	59	79.7	41	36	87.8	33	27	81.8	64	33	51.6	36	27	75.0	33	30	90.9
	KONFOOR COMBINED	5112123	2024	1							19	19	100.0	19	15	78.9	34	34	100.0	34	33	97.1				15	12	80.0	19	17	89.5	14	13	92.9	15	13	86.7
		5112123	2023	1							18	16	88.9	16	11	68.8	35	35	100.0	31	31	100.0				15	13	86.7	18	13	72.2	15	14	93.3	15	12	80.0
	KWA-JUBA S	5112359	2024	99							30	28	93.3				29	29	100.0							29	14	48.3	20	20	100.0	10	3	30.0	9	3	33.3
		5112359	2023	99							24	24	100.0				24	24	100.0							24	18	75.0	14	11	78.6	10	7	70.0	8	6	75.0
	KWA-ZIPHETHE S	5112324	2024	1	24	24	100.0				29	27	93.1	30	27	90.0	161	161	100.0	130	130	100.0				121	117	96.7	67	67	100.0	88	88	100.0	76	58	76.3
		5112324	2023	1	20	20	100.0				20	20	100.0	20	19	95.0	130	130	100.0	110	109	99.1				108	102	94.4	52	51	98.1	75	71	94.7	55	41	74.5

Province Districts	Centre Name	Centre Number	Exam Date	Quintile	Accounting			Agricultural Sciences			Business Studies			Economics			English First Additional Language			Geography			History			Life Sciences			Mathematical Literacy			Mathematics			Physical Sciences		
					Total Wrote	Achieved 30 - 100%	% Achieved at 30% and Above	Total Wrote	Achieved 30 - 100%	% Achieved at 30% and Above	Total Wrote	Achieved 30 - 100%	% Achieved at 30% and Above	Total Wrote	Achieved 30 - 100%	% Achieved at 30% and Above	Total Wrote	Achieved 30 - 100%	% Achieved at 30% and Above	Total Wrote	Achieved 30 - 100%	% Achieved at 30% and Above	Total Wrote	Achieved 30 - 100%	% Achieved at 30% and Above	Total Wrote	Achieved 30 - 100%	% Achieved at 30% and Above	Total Wrote	Achieved 30 - 100%	% Achieved at 30% and Above	Total Wrote	Achieved 30 - 100%	% Achieved at 30% and Above	Total Wrote	Achieved 30 - 100%	% Achieved at 30% and Above
					ZULULAND	KWABHAMU JS	5112215	2024	1							29	29	100.0				29	29	100.0	29	29	100.0				29	29	100.0				29
		5112215	2023	1							35	34	97.1				35	35	100.0	35	33	94.3				35	31	88.6				35	14	40.0	35	16	45.7
	KWABHANYA S	5112125	2024	2	20	19	95.0				126	124	98.4	126	119	94.4	163	163	100.0	38	38	100.0				38	36	94.7	106	105	99.1	57	49	86.0	37	37	100.0
		5112125	2023	2	23	23	100.0				123	116	94.3	123	103	83.7	187	187	100.0	64	64	100.0				64	56	87.5	100	93	93.0	88	80	90.9	64	53	82.8
	KWADENGE SS	5112322	2024	2	45	36	80.0	40	40	100.0	45	40	88.9	45	33	73.3	149	149	100.0	65	40	61.5	65	57	87.7	40	36	90.0	110	77	70.0	40	29	72.5	40	28	70.0
		5112322	2023	2	35	24	68.6	34	28	82.4	35	19	54.3	34	18	52.9	124	124	100.0	55	33	60.0	55	48	87.3	34	22	64.7	90	50	55.6	34	24	70.6	34	19	55.9
	KWADOMBA H	5112323	2024	1	18	1	5.6	28	22	78.6	80	31	38.8	18	4	22.2	113	101	89.4				68	26	38.2	34	22	64.7	83	24	28.9	31	3	9.7	28	5	17.9
		5112323	2023	1	23	5	21.7	44	16	36.4	23	11	47.8	23	23	100.0	129	118	91.5				61	61	100.0	106	27	25.5	53	52	98.1	45	37	82.2	44	1	2.3
	KWAMNYAYIZA H	5112409	2024	1	40	35	87.5				40	35	87.5	40	40	100.0	62	62	100.0	22	22	100.0				22	19	86.4	35	33	94.3	27	12	44.4	22	9	40.9
		5112409	2023	1	8	8	100.0				29	26	89.7	8	5	62.5	61	61	100.0	53	46	86.8				53	33	62.3	24	22	91.7	37	15	40.5	32	15	46.9
	KWAMZIWENTSHA H	5112510	2024	2				30	29	96.7							39	39	100.0	9	9	100.0				39	35	89.7				39	13	33.3	39	25	64.1
		5112510	2023	2				28	26	92.9							35	35	100.0	7	7	100.0				35	31	88.6				35	14	40.0	35	25	71.4
	KWANOTSHELWA S	5112126	2024	2	29	16	55.2				123	123	100.0	123	103	83.7	208	208	100.0	64	58	90.6	94	93	98.9	85	62	72.9	94	77	81.9	114	30	26.3	84	20	23.8
		5112126	2023	2	30	14	46.7				91	77	84.6	91	70	76.9	139	139	100.0	35	30	85.7	67	67	100.0	48	32	66.7	67	49	73.1	72	19	26.4	47	25	53.2
	KWASA H	5112410	2024	3													70	69	98.6	61	47	77.0	51	50	98.0	39	32	82.1	51	43	84.3	19	8	42.1	19	6	31.6
		5112410	2023	3													80	80	100.0	67	43	64.2	62	59	95.2	46	29	63.0	62	41	66.1	18	9	50.0	18	13	72.2
	KWAZWIDE H	5112325	2024	3	19	12	63.2				60	48	80.0	18	14	77.8	114	113	99.1	47	46	97.9				54	49	90.7	69	46	66.7	45	39	86.7	42	31	73.8
		5112325	2023	3	21	13	61.9				35	32	91.4	23	21	91.3	103	101	98.1	52	52	100.0				67	65	97.0	40	29	72.5	63	52	82.5	58	45	77.6
	LANDBOU H	5112127	2024	4				49	49	100.0	32	32	100.0							12	12	100.0				30	29	96.7	38	38	100.0	23	22	95.7	20	19	95.0
		5112127	2023	4				36	34	94.4	21	19	90.5							16	14	87.5				24	22	91.7	30	30	100.0	22	20	90.9	18	18	100.0

Province Districts	Centre Name	Centre Number	Exam Date	Quintile	Accounting			Agricultural Sciences			Business Studies			Economics			English First Additional Language			Geography			History			Life Sciences			Mathematical Literacy			Mathematics			Physical Sciences		
					Total Wrote	Achieved 30 - 100%	% Achieved at 30% and Above	Total Wrote	Achieved 30 - 100%	% Achieved at 30% and Above	Total Wrote	Achieved 30 - 100%	% Achieved at 30% and Above	Total Wrote	Achieved 30 - 100%	% Achieved at 30% and Above	Total Wrote	Achieved 30 - 100%	% Achieved at 30% and Above	Total Wrote	Achieved 30 - 100%	% Achieved at 30% and Above	Total Wrote	Achieved 30 - 100%	% Achieved at 30% and Above	Total Wrote	Achieved 30 - 100%	% Achieved at 30% and Above	Total Wrote	Achieved 30 - 100%	% Achieved at 30% and Above	Total Wrote	Achieved 30 - 100%	% Achieved at 30% and Above	Total Wrote	Achieved 30 - 100%	% Achieved at 30% and Above
					ZULULAND	LANDOKWAKHE S	5112511	2024	2	25	25	100.0	48	47	97.9	31	25	80.6				106	106	100.0	44	42	95.5	41	41	100.0	76	63	82.9	57	55	96.5	50
		5112511	2023	2	17	17	100.0	42	42	100.0	21	20	95.2				88	88	100.0	29	28	96.6	29	29	100.0	67	58	86.6	44	44	100.0	44	35	79.5	42	34	81.0
	LANGA JS	5112512	2024	3	12	5	41.7	124	74	59.7	16	12	75.0	59	55	93.2	203	203	100.0	114	95	83.3	17	17	100.0	112	84	75.0	108	102	94.4	77	46	59.7	73	42	57.5
		5112512	2023	3	27	11	40.7	120	87	72.5	28	20	71.4	28	20	71.4	271	270	99.6	137	97	70.8	16	12	75.0	166	111	66.9	127	108	85.0	144	83	57.6	130	76	58.5
	LANGENI COMBINED	5112128	2024	1	15	14	93.3	26	26	100.0	35	33	94.3	35	31	88.6	61	61	100.0							26	25	96.2	35	32	91.4	26	19	73.1	26	19	73.1
		5112128	2023	1	14	13	92.9	47	42	89.4	14	12	85.7	26	23	88.5	61	61	100.0							35	35	100.0	26	24	92.3	35	29	82.9	35	34	97.1
	MABHIDLA H	5112216	2024	1	19	8	42.1				36	29	80.6	36	36	100.0	62	62	100.0							26	17	65.4	23	14	60.9	39	3	7.7	24	5	20.8
		5112216	2023	1	11	7	63.6				28	26	92.9	25	19	76.0	56	56	100.0							31	24	77.4	26	21	80.8	30	5	16.7	21	12	57.1
	MACHANGA S	5112129	2024	3												116	115	99.1	114	103	90.4	52	51	98.1	112	72	64.3	54	50	92.6	60	48	80.0	59	42	71.2	
		5112129	2023	3												118	118	100.0	118	104	88.1	50	50	100.0	103	75	72.8	52	51	98.1	65	52	80.0	65	45	69.2	
	MAGQEZULANA JS	5112217	2024	1										18	18	100.0	35	35	100.0	35	35	100.0				35	31	88.6	18	18	100.0	17	15	88.2	17	17	100.0
		5112217	2023	1										34	29	85.3	34	34	100.0	34	34	100.0				34	23	67.6	15	15	100.0	19	17	89.5	19	18	94.7
	MAGUBULUNDU S	5112412	2024	1												136	129	94.9	145	88	60.7	141	110	78.0	14	14	100.0	98	95	96.9							
		5112412	2023	1												112	105	93.8	113	37	32.7	115	60	52.2	26	12	46.2	108	48	44.4							
	MAGUTSHWA H	5112513	2024	2	22	17	77.3	36	24	66.7	22	18	81.8	22	15	68.2	98	93	94.9	40	27	67.5	40	35	87.5	76	27	35.5	59	46	78.0	38	25	65.8	36	14	38.9
		5112513	2023	2	13	6	46.2	41	37	90.2	13	7	53.8	12	4	33.3	96	96	100.0	42	31	73.8	41	41	100.0	83	53	63.9	52	37	71.2	44	36	81.8	43	34	79.1
	MAGWEGWANA S	5112514	2024	2	35	26	74.3	210	205	97.6	54	49	90.7	71	64	90.1	269	269	100.0							218	191	87.6	100	90	90.0	169	113	66.9	151	102	67.5
		5112514	2023	2	29	20	69.0	165	164	99.4	53	49	92.5	73	66	90.4	220	220	100.0							167	161	96.4	110	105	95.5	110	92	83.6	104	87	83.7
	MAHLABATHINI H	5112218	2024	3	22	21	95.5	35	31	88.6	22	22	100.0	22	22	100.0	159	159	100.0				32	28	87.5	127	72	56.7	79	67	84.8	80	51	63.8	58	53	91.4
		5112218	2023	3	29	23	79.3	24	17	70.8	29	28	96.6	29	27	93.1	151	151	100.0				29	29	100.0	111	58	52.3	67	63	94.0	84	29	34.5	55	31	56.4

Province Districts	Centre Name	Centre Number	Exam Date	Quintile	Accounting			Agricultural Sciences			Business Studies			Economics			English First Additional Language			Geography			History			Life Sciences			Mathematical Literacy			Mathematics			Physical Sciences		
					Total Wrote	Achieved 30 - 100%	% Achieved at 30% and Above	Total Wrote	Achieved 30 - 100%	% Achieved at 30% and Above	Total Wrote	Achieved 30 - 100%	% Achieved at 30% and Above	Total Wrote	Achieved 30 - 100%	% Achieved at 30% and Above	Total Wrote	Achieved 30 - 100%	% Achieved at 30% and Above	Total Wrote	Achieved 30 - 100%	% Achieved at 30% and Above	Total Wrote	Achieved 30 - 100%	% Achieved at 30% and Above	Total Wrote	Achieved 30 - 100%	% Achieved at 30% and Above	Total Wrote	Achieved 30 - 100%	% Achieved at 30% and Above	Total Wrote	Achieved 30 - 100%	% Achieved at 30% and Above	Total Wrote	Achieved 30 - 100%	% Achieved at 30% and Above
					ZULULAND	MALANDELA S	5112130	2024	2	27	18	66.7				43	43	100.0	31	30	96.8	62	62	100.0						31	28	90.3	31	29	93.5	30	12
		5112130	2023	2	43	27	62.8				32	32	100.0	25	25	100.0	62	62	100.0						37	33	89.2	23	21	91.3	39	25	64.1	30	18	60.0	
	MANDLAKAZI H	5112326	2024	1	6	4	66.7	15	13	86.7	6	5	83.3	6	5	83.3	64	59	92.2	43	19	44.2	43	38	88.4	15	13	86.7	49	23	46.9	15	7	46.7	15	9	60.0
		5112326	2023	1	10	6	60.0	12	9	75.0	10	7	70.0	10	8	80.0	55	53	96.4	33	19	57.6	34	33	97.1	12	5	41.7	44	28	63.6	12	5	41.7	12	7	58.3
	MANZAMHLOPHE INTERMEDIATE	5112515	2024	1	13	4	30.8	24	17	70.8	40	33	82.5	12	6	50.0	67	67	100.0						21	14	66.7	40	31	77.5	17	5	29.4	22	11	50.0	
		5112515	2023	1	18	11	61.1	20	15	75.0	38	30	78.9	20	4	20.0	58	57	98.3						20	13	65.0	37	28	75.7	18	5	27.8	19	10	52.6	
	MAPHOVELA H	5112219	2024	1												22	19	86.4	22	18	81.8	22	21	95.5	22	5	22.7	22	20	90.9							
		5112219	2023	1												19	19	100.0	19	16	84.2	19	16	84.2	19	8	42.1	19	13	68.4							
	MAQHINGENDODA H	5112220	2024	3	9	3	33.3	25	23	92.0	9	9	100.0	9	8	88.9	110	108	98.2	76	32	42.1	76	55	72.4	25	24	96.0	76	45	59.2	34	20	58.8	25	23	92.0
		5112220	2023	3	13	7	53.8	36	26	72.2	13	11	84.6	13	11	84.6	150	133	88.7	100	31	31.0	101	62	61.4	36	23	63.9	101	21	20.8	49	16	32.7	36	25	69.4
	MASIBHEKANE H	5112327	2024	2	33	20	60.6				33	32	97.0	33	30	90.9	81	75	92.6									33	23	69.7							
		5112327	2023	2	32	28	87.5				32	29	90.6	32	25	78.1	75	71	94.7									32	24	75.0							
	MASIBUMBANE H	5112221	2024	4	27	27	100.0				0	0				149	149	100.0	61	55	90.2				99	89	89.9				105	79	75.2	105	89	84.8	
		5112221	2023	4	29	28	96.6				2	2	100.0				172	172	100.0	82	79	96.3	12	12	100.0	128	122	95.3	12	12	100.0	160	117	73.1	160	146	91.3
	MASIPHULA JS	5112516	2024	2												68	68	100.0	68	67	98.5	43	43	100.0	68	57	83.8	43	41	95.3	25	18	72.0	25	17	68.0	
		5112516	2023	2												77	77	100.0	79	70	88.6	52	49	94.2	79	60	75.9	52	44	84.6	24	22	91.7	24	22	91.7	
	MATHANGETSHITSHI H	5112328	2024	2	10	5	50.0				31	29	93.5	31	24	77.4	141	140	99.3				111	82	73.9	34	26	76.5	89	48	53.9	52	41	78.8	51	33	64.7
		5112328	2023	2	17	4	23.5	9	3	33.3	21	21	100.0	21	14	66.7	117	117	100.0				87	86	98.9	33	28	84.8	68	53	77.9	48	34	70.8	48	32	66.7
	MATHOLE H	5112222	2024	1	29	5	17.2				29	14	48.3	29	26	89.7	86	77	89.5	58	41	70.7	24	22	91.7	58	33	56.9	49	19	38.8	38	16	42.1	34	20	58.8
		5112222	2023	1	13	5	38.5				17	12	70.6	20	11	55.0	92	90	97.8	72	42	58.3	38	36	94.7	72	25	34.7	52	21	40.4	27	2	7.4	33	9	27.3

Province Districts	Centre Name	Centre Number	Exam Date	Quintile	Accounting			Agricultural Sciences			Business Studies			Economics			English First Additional Language			Geography			History			Life Sciences			Mathematical Literacy			Mathematics			Physical Sciences		
					Total Wrote	Achieved 30 - 100%	% Achieved at 30% and Above	Total Wrote	Achieved 30 - 100%	% Achieved at 30% and Above	Total Wrote	Achieved 30 - 100%	% Achieved at 30% and Above	Total Wrote	Achieved 30 - 100%	% Achieved at 30% and Above	Total Wrote	Achieved 30 - 100%	% Achieved at 30% and Above	Total Wrote	Achieved 30 - 100%	% Achieved at 30% and Above	Total Wrote	Achieved 30 - 100%	% Achieved at 30% and Above	Total Wrote	Achieved 30 - 100%	% Achieved at 30% and Above	Total Wrote	Achieved 30 - 100%	% Achieved at 30% and Above	Total Wrote	Achieved 30 - 100%	% Achieved at 30% and Above	Total Wrote	Achieved 30 - 100%	% Achieved at 30% and Above
					ZULULAND	MATHUNJWA S	5112131	2024	1	23	21	91.3				69	69	100.0	104	97	93.3	122	122	100.0							117	110	94.0	64	64	100.0	58
		5112131	2023	1	15	14	93.3				51	50	98.0	93	92	98.9	105	105	100.0							102	90	88.2	48	48	100.0	57	43	75.4	54	53	98.1
	MATSHITSHOLO H	5112223	2024	2				58	43	74.1	41	36	87.8	41	32	78.0	57	56	98.2	17	17	100.0	41	40	97.6	17	15	88.2	41	29	70.7	17	12	70.6	17	10	58.8
		5112223	2023	2				65	49	75.4	36	23	63.9	36	31	86.1	65	65	100.0	29	28	96.6	36	36	100.0	29	18	62.1	36	12	33.3	29	22	75.9	29	13	44.8
	MAZONKE H	5112224	2024	1	6	6	100.0	25	20	80.0	16	13	81.3	16	13	81.3	41	41	100.0	35	27	77.1				25	19	76.0	23	17	73.9	18	12	66.7	13	2	15.4
		5112224	2023	1				20	14	70.0	12	8	66.7	12	9	75.0	32	32	100.0	20	17	85.0				20	14	70.0	26	15	57.7	6	5	83.3	6	1	16.7
	MBHEKWA H	5112517	2024	3	19	12	63.2	104	85	81.7	21	11	52.4	20	15	75.0	203	203	100.0	77	66	85.7	112	108	96.4	181	119	65.7	128	105	82.0	74	63	85.1	71	52	73.2
		5112517	2023	3	24	20	83.3	79	71	89.9	28	25	89.3	26	16	61.5	180	180	100.0	71	62	87.3	94	87	92.6	148	95	64.2	107	91	85.0	58	51	87.9	59	52	88.1
	MCHITHEKI H	5112330	2024	3	23	14	60.9	85	83	97.6	17	15	88.2	17	14	82.4	227	225	99.1	118	71	60.2	120	111	92.5	99	84	84.8	135	96	71.1	93	52	55.9	77	58	75.3
		5112330	2023	3	35	16	45.7	65	65	100.0	43	40	93.0	43	36	83.7	184	181	98.4	18	13	72.2	68	64	94.1	139	92	66.2	105	78	74.3	79	47	59.5	65	47	72.3
	MDUMELA S	5112225	2024	1	40	23	57.5	25	22	88.0	40	31	77.5	40	17	42.5	65	65	100.0	25	19	76.0				25	22	88.0	39	23	59.0	25	16	64.0	25	14	56.0
		5112225	2023	1	27	10	37.0	32	31	96.9	27	27	100.0	27	22	81.5	59	59	100.0	32	30	93.8				32	32	100.0	25	16	64.0	35	23	65.7	32	21	65.6
	METZELFONTEIN COMBINED	5112132	2024	3							12	12	100.0				12	12	100.0							12	9	75.0				12	2	16.7	12	12	100.0
		5112132	2023	3							8	8	100.0				8	8	100.0							8	5	62.5				8	6	75.0	8	8	100.0
	MEYAMA H	5112331	2024	2							13	13	100.0	13	8	61.5	13	13	100.0										13	10	76.9						
		5112331	2023	2							16	15	93.8	16	16	100.0	16	16	100.0									16	13	81.3							
	MFINYELI H	5112332	2024	2	32	19	59.4				32	30	93.8	32	31	96.9	186	172	92.5	154	113	73.4				69	56	81.2	111	66	59.5	74	52	70.3	69	61	88.4
		5112332	2023	2	20	11	55.0				20	19	95.0	20	19	95.0	162	162	100.0	142	132	93.0				101	88	87.1	84	64	76.2	78	40	51.3	74	72	97.3
	MHLAMBANSILA H	5112226	2024	1	23	7	30.4				22	19	86.4	22	15	68.2	58	57	98.3	35	31	88.6				36	25	69.4				57	17	29.8	36	19	52.8
		5112226	2023	1	36	25	69.4				41	37	90.2	32	26	81.3	91	88	96.7	48	43	89.6				59	49	83.1				91	29	31.9	55	36	65.5

Province Districts	Centre Name	Centre Number	Exam Date	Quintile	Accounting			Agricultural Sciences			Business Studies			Economics			English First Additional Language			Geography			History			Life Sciences			Mathematical Literacy			Mathematics			Physical Sciences		
					Total Wrote	Achieved 30 - 100%	% Achieved at 30% and Above	Total Wrote	Achieved 30 - 100%	% Achieved at 30% and Above	Total Wrote	Achieved 30 - 100%	% Achieved at 30% and Above	Total Wrote	Achieved 30 - 100%	% Achieved at 30% and Above	Total Wrote	Achieved 30 - 100%	% Achieved at 30% and Above	Total Wrote	Achieved 30 - 100%	% Achieved at 30% and Above	Total Wrote	Achieved 30 - 100%	% Achieved at 30% and Above	Total Wrote	Achieved 30 - 100%	% Achieved at 30% and Above	Total Wrote	Achieved 30 - 100%	% Achieved at 30% and Above	Total Wrote	Achieved 30 - 100%	% Achieved at 30% and Above	Total Wrote	Achieved 30 - 100%	% Achieved at 30% and Above
					ZULULAND	MLOKOTHTWA H	5112333	2024	3	41	40	97.6	76	62	81.6	49	46	93.9	23	20	87.0	170	170	100.0	53	53	100.0				147	122	83.0	35	33	94.3	135
		5112333	2023	3	43	42	97.7	94	87	92.6	52	49	94.2	16	14	87.5	186	186	100.0	49	49	100.0				170	141	82.9	41	34	82.9	145	80	55.2	134	103	76.9
	MLOMOKAZULU JS	5112518	2024	3	34	28	82.4				34	33	97.1	34	30	88.2	210	210	100.0	176	141	80.1	96	85	88.5	176	115	65.3	122	104	85.2	88	43	48.9	80	43	53.8
		5112518	2023	3	31	21	67.7				31	30	96.8	31	29	93.5	179	179	100.0	148	125	84.5	83	81	97.6	148	113	76.4	108	84	77.8	71	50	70.4	65	53	81.5
	MNYAMANA H	5112227	2024	1	24	18	75.0				71	61	85.9				113	113	100.0	34	34	100.0				85	53	62.4	65	50	76.9	48	34	70.8	44	40	90.9
		5112227	2023	1	27	13	48.1				55	53	96.4				78	78	100.0	22	22	100.0				51	34	66.7	53	44	83.0	24	17	70.8	22	22	100.0
	MONDLO S	5112133	2024	3	34	13	38.2	71	60	84.5	40	36	90.0	131	73	55.7	202	202	100.0	162	159	98.1	92	88	95.7	71	45	63.4	90	71	78.9	104	56	53.8	71	61	85.9
		5112133	2023	3	48	30	62.5	81	73	90.1	53	32	60.4	111	76	68.5	199	198	99.5	138	137	99.3	56	56	100.0	76	48	63.2	47	47	100.0	107	60	56.1	74	69	93.2
	MPIKANINA H	5112334	2024	1	0	0		27	22	81.5	14	9	64.3	14	8	57.1	153	149	97.4							27	16	59.3	97	36	37.1	41	8	19.5	9	8	88.9
		5112334	2023	1	45	8	17.8	82	51	62.2	54	26	48.1	54	30	55.6	258	242	93.8							82	41	50.0	109	22	20.2	136	14	10.3	65	24	36.9
	MPINDISO H	5112519	2024	3													47	47	100.0	47	46	97.9	35	35	100.0	47	39	83.0	35	31	88.6	12	10	83.3	12	12	100.0
		5112519	2023	3													63	63	100.0	63	59	93.7	43	43	100.0	63	43	68.3	43	32	74.4	20	11	55.0	20	20	100.0
	MPOFINI S	5112157	2024	3	13	11	84.6				70	59	84.3	10	8	80.0	85	85	100.0	79	76	96.2				53	45	84.9	65	64	98.5	27	22	81.5	22	17	77.3
		5112157	2023	3	24	23	95.8				56	53	94.6	21	20	95.2	62	62	100.0	50	50	100.0				41	36	87.8	53	53	100.0	21	20	95.2	18	16	88.9
	MPUNGAMHLOPHE S	5112228	2024	2	27	5	18.5	22	20	90.9	53	46	86.8	52	47	90.4	75	74	98.7				48	46	95.8	23	18	78.3	51	31	60.8	24	19	79.2	22	7	31.8
		5112228	2023	2	28	3	10.7	21	20	95.2	52	51	98.1	52	28	53.8	73	69	94.5				45	44	97.8	21	11	52.4	51	33	64.7	22	12	54.5	21	9	42.9
	MQINISENI H	5112229	2024	1							42	33	78.6				42	38	90.5	41	30	73.2				42	14	33.3	27	16	59.3	13	3	23.1			
		5112229	2023	1							34	13	38.2				34	33	97.1	34	20	58.8				34	6	17.6	25	12	48.0	9	2	22.2			
	MSHANELOWESIZWE H	5112335	2024	1				23	23	100.0							70	70	100.0	47	39	83.0				23	20	87.0	47	34	72.3	23	21	91.3	23	11	47.8
		5112335	2023	1				26	25	96.2							63	63	100.0	37	33	89.2				28	24	85.7	37	36	97.3	26	24	92.3	26	17	65.4



Province Districts	Centre Name	Centre Number	Exam Date	Quintile	Accounting			Agricultural Sciences			Business Studies			Economics			English First Additional Language			Geography			History			Life Sciences			Mathematical Literacy			Mathematics			Physical Sciences		
					Total Wrote	Achieved 30 - 100%	% Achieved at 30% and Above	Total Wrote	Achieved 30 - 100%	% Achieved at 30% and Above	Total Wrote	Achieved 30 - 100%	% Achieved at 30% and Above	Total Wrote	Achieved 30 - 100%	% Achieved at 30% and Above	Total Wrote	Achieved 30 - 100%	% Achieved at 30% and Above	Total Wrote	Achieved 30 - 100%	% Achieved at 30% and Above	Total Wrote	Achieved 30 - 100%	% Achieved at 30% and Above	Total Wrote	Achieved 30 - 100%	% Achieved at 30% and Above	Total Wrote	Achieved 30 - 100%	% Achieved at 30% and Above	Total Wrote	Achieved 30 - 100%	% Achieved at 30% and Above	Total Wrote	Achieved 30 - 100%	% Achieved at 30% and Above
					ZULULAND	MTHINGANA JS	5112413	2024	2				22	22	100.0	15	15	100.0	15	15	100.0	37	37	100.0						22	20	90.9	15	15	100.0	22	16
		5112413	2023	2				25	21	84.0	34	23	67.6	36	22	61.1	61	60	98.4						25	20	80.0	34	25	73.5	25	7	28.0	25	20	80.0	
	MTHOMBOWESIZWE H	5112336	2024	1	3	1	33.3				15	15	100.0	15	14	93.3	15	15	100.0						11	10	90.9	8	8	100.0	7	3	42.9				
		5112336	2023	1	6	6	100.0				12	12	100.0	12	10	83.3	15	15	100.0						5	4	80.0	5	4	80.0	6	5	83.3				
	MTHUNZIWOXOLO S	5112230	2024	1	20	11	55.0	29	25	86.2	52	39	75.0	52	31	59.6	81	81	100.0						29	22	75.9	32	18	56.3	49	9	18.4	29	9	31.0	
		5112230	2023	1	22	14	63.6	63	29	46.0	55	35	63.6	56	30	53.6	85	85	100.0						29	25	86.2	34	12	35.3	51	15	29.4	29	13	44.8	
	MTSHEKULA H	5112520	2024	2				40	37	92.5							79	79	100.0	35	31	88.6	35	34	97.1	74	59	79.7	32	31	96.9	43	42	97.7	38	34	89.5
		5112520	2023	2				33	29	87.9							71	68	95.8	30	29	96.7	26	25	96.2	63	45	71.4	26	22	84.6	37	37	100.0	35	32	91.4
	MUZIWENGQONDO S	5112231	2024	2										30	29	96.7	30	30	100.0	21	21	100.0				30	29	96.7	21	20	95.2	9	4	44.4	9	9	100.0
		5112231	2023	2										41	23	56.1	41	39	95.1	26	20	76.9				41	28	68.3	26	18	69.2	15	3	20.0	15	15	100.0
	MUZIWEPHAHLA S	5112134	2024	2	18	10	55.6				18	16	88.9	18	14	77.8	44	44	100.0	26	26	100.0				26	20	76.9	17	16	94.1	26	14	53.8	26	10	38.5
		5112134	2023	2	17	10	58.8				19	18	94.7	19	18	94.7	48	48	100.0	29	29	100.0				29	21	72.4	18	18	100.0	25	12	48.0	26	11	42.3
	MUZIWESIZWE H	5112414	2024	3	18	18	100.0				121	121	100.0	64	60	93.8	167	167	100.0	149	144	96.6	103	103	100.0	46	45	97.8	119	114	95.8	48	35	72.9	46	38	82.6
		5112414	2023	3	18	18	100.0				111	109	98.2	62	59	95.2	155	155	100.0	137	123	89.8	91	91	100.0	44	42	95.5	111	94	84.7	44	30	68.2	44	32	72.7
	MVALO SECONDARY SCHOOL	5112255	2024	1				32	23	71.9							32	32	100.0						32	20	62.5				32	7	21.9	32	11	34.4	
		5112255	2023	1				34	17	50.0							35	33	94.3						35	13	37.1				35	14	40.0	35	24	68.6	
	MVUZINI S	5112135	2024	3													95	92	96.8	92	75	81.5	68	67	98.5	23	19	82.6	68	47	69.1	23	10	43.5	23	7	30.4
		5112135	2023	3													81	80	98.8	80	68	85.0	50	50	100.0	24	19	79.2	52	31	59.6	23	12	52.2	24	13	54.2
	MYEKENI SS	5112534	2024	2				17	16	94.1	49	44	89.8				67	67	100.0				47	47	100.0	16	16	100.0	47	42	89.4	16	12	75.0	16	12	75.0
		5112534	2023	2				11	11	100.0	28	28	100.0				38	38	100.0				27	27	100.0	11	11	100.0	25	21	84.0	11	7	63.6	11	11	100.0

Province Districts	Centre Name	Centre Number	Exam Date	Quintile	Accounting			Agricultural Sciences			Business Studies			Economics			English First Additional Language			Geography			History			Life Sciences			Mathematical Literacy			Mathematics			Physical Sciences		
					Total Wrote	Achieved 30 - 100%	% Achieved at 30% and Above	Total Wrote	Achieved 30 - 100%	% Achieved at 30% and Above	Total Wrote	Achieved 30 - 100%	% Achieved at 30% and Above	Total Wrote	Achieved 30 - 100%	% Achieved at 30% and Above	Total Wrote	Achieved 30 - 100%	% Achieved at 30% and Above	Total Wrote	Achieved 30 - 100%	% Achieved at 30% and Above	Total Wrote	Achieved 30 - 100%	% Achieved at 30% and Above	Total Wrote	Achieved 30 - 100%	% Achieved at 30% and Above	Total Wrote	Achieved 30 - 100%	% Achieved at 30% and Above	Total Wrote	Achieved 30 - 100%	% Achieved at 30% and Above	Total Wrote	Achieved 30 - 100%	% Achieved at 30% and Above
					ZULULAND	NDLOVANA H	5112232	2024	2	17	13	76.5				17	17	100.0	17	16	94.1	58	57	98.3						22	17	77.3	37	34	91.9	22	7
		5112232	2023	2	31	10	32.3				31	21	67.7	31	23	74.2	71	71	100.0						21	16	76.2	50	44	88.0	21	9	42.9	21	17	81.0	
	NGALI S	5112137	2024	2	19	18	94.7				19	19	100.0	19	18	94.7	132	131	99.2	43	35	81.4	49	49	100.0	63	48	76.2	68	64	94.1	20	14	70.0	20	15	75.0
		5112137	2023	2	21	20	95.2				23	22	95.7	24	17	70.8	145	145	100.0	70	52	74.3	69	68	98.6	86	43	50.0	91	77	84.6	16	16	100.0	16	16	100.0
	NGEBHUZANA H	5112415	2024	1	18	14	77.8				19	19	100.0	19	18	94.7	19	19	100.0										19	19	100.0						
		5112415	2023	1	21	17	81.0				21	21	100.0	21	19	90.5	21	21	100.0										21	21	100.0						
	NGOTSHE S	5112138	2024	1	29	23	79.3				36	31	86.1	32	24	75.0	94	94	100.0	50	41	82.0	40	33	82.5	17	15	88.2	68	65	95.6	16	10	62.5	16	15	93.8
		5112138	2023	1	22	18	81.8				19	19	100.0	20	17	85.0	111	111	100.0	80	72	90.0	52	50	96.2	31	28	90.3	66	60	90.9	32	17	53.1	30	26	86.7
	NGQENGELELE H	5112234	2024	1	12	7	58.3				29	24	82.8	34	33	97.1	55	55	100.0	43	42	97.7				26	24	92.3	38	34	89.5	17	12	70.6	21	14	66.7
		5112234	2023	1	21	14	66.7				35	26	74.3	43	32	74.4	56	56	100.0	35	31	88.6				21	20	95.2	39	31	79.5	17	6	35.3	13	11	84.6
	NGWANYA COMBINED	5112416	2024	2	21	20	95.2				21	21	100.0	21	21	100.0	21	21	100.0																		
		5112416	2023	2	16	16	100.0				22	22	100.0	22	21	95.5	23	23	100.0																		
	NHLANHLAYETHU S	5112337	2024	2	13	5	38.5	90	83	92.2	13	11	84.6	13	12	92.3	103	103	100.0	57	46	80.7				40	38	95.0	69	57	82.6	34	29	85.3	33	16	48.5
		5112337	2023	2	30	14	46.7	86	77	89.5	30	19	63.3	95	32	33.7	116	109	94.0							86	39	45.3	93	58	62.4	23	9	39.1	21	12	57.1
	NHLUNGWANE H	5112235	2024	1	35	24	68.6				74	47	63.5	74	56	75.7	111	109	98.2							37	21	56.8	71	38	53.5	40	13	32.5	37	6	16.2
		5112235	2023	1	28	21	75.0				43	29	67.4	43	28	65.1	59	59	100.0							17	14	82.4	29	19	65.5	31	9	29.0	17	11	64.7
	NKALAKUTHABA JS	5112338	2024	99				35	22	62.9							93	92	98.9	58	21	36.2				93	28	30.1	58	58	100.0	35	18	51.4	35	9	25.7
		5112338	2023	99				43	39	90.7							104	104	100.0	61	61	100.0				104	104	100.0	61	61	100.0	43	43	100.0	43	33	76.7
	NKOWANE H	5112340	2024	1	24	16	66.7							24	19	79.2	92	84	91.3	39	39	100.0	47	46	97.9	37	35	94.6	71	43	60.6	20	17	85.0	20	10	50.0
		5112340	2023	1	26	16	61.5							26	16	61.5	96	93	96.9	42	41	97.6	45	45	100.0	43	35	81.4	70	45	64.3	26	13	50.0	25	15	60.0

Province Districts	Centre Name	Centre Number	Exam Date	Quintile	Accounting			Agricultural Sciences			Business Studies			Economics			English First Additional Language			Geography			History			Life Sciences			Mathematical Literacy			Mathematics			Physical Sciences		
					Total Wrote	Achieved 30 - 100%	% Achieved at 30% and Above	Total Wrote	Achieved 30 - 100%	% Achieved at 30% and Above	Total Wrote	Achieved 30 - 100%	% Achieved at 30% and Above	Total Wrote	Achieved 30 - 100%	% Achieved at 30% and Above	Total Wrote	Achieved 30 - 100%	% Achieved at 30% and Above	Total Wrote	Achieved 30 - 100%	% Achieved at 30% and Above	Total Wrote	Achieved 30 - 100%	% Achieved at 30% and Above	Total Wrote	Achieved 30 - 100%	% Achieved at 30% and Above	Total Wrote	Achieved 30 - 100%	% Achieved at 30% and Above	Total Wrote	Achieved 30 - 100%	% Achieved at 30% and Above			
					ZULULAND	NOJU S	5112341	2024	3				70	60	85.7	18	15	83.3	18	11	61.1	88	88	100.0							70	57	81.4	58	47	81.0	30
		5112341	2023	3				85	60	70.6	34	26	76.5	34	21	61.8	119	119	100.0							85	51	60.0	82	67	81.7	37	26	70.3	37	31	83.8
	NOMZIMANA H	5112236	2024	1				44	41	93.2							44	44	100.0							44	41	93.2	24	16	66.7	20	17	85.0	20	16	80.0
		5112236	2023	1				38	29	76.3							38	37	97.4							38	32	84.2	17	17	100.0	21	19	90.5	21	21	100.0
	NOMZINTO H	5112342	2024	1													12	12	100.0	12	10	83.3				12	10	83.3				12	1	8.3	12	7	58.3
		5112342	2023	1													16	16	100.0	16	13	81.3				16	14	87.5				10	5	50.0	16	14	87.5
	NQABAYEMBUBE H	5112343	2024	2							53	39	73.6	53	34	64.2	86	85	98.8	33	32	97.0				33	29	87.9	64	47	73.4	22	8	36.4	21	13	61.9
		5112343	2023	2							29	18	62.1	29	3	10.3	46	46	100.0	17	17	100.0				17	16	94.1	30	17	56.7	16	7	43.8	16	14	87.5
	NQOBIZITHA H	5112344	2024	1	21	21	100.0				21	16	76.2	21	21	100.0	21	21	100.0				21	21	100.0				21	20	95.2						
		5112344	2023	1	31	29	93.5				31	25	80.6	31	31	100.0	31	31	100.0				31	31	100.0				24	24	100.0	7	3	42.9			
	NSABEKHULUMA H	5112237	2024	1													66	63	95.5	67	19	28.4				67	11	16.4	39	13	33.3	28	5	17.9	28	5	17.9
		5112237	2023	1													53	53	100.0	53	13	24.5				53	35	66.0	37	8	21.6	16	4	25.0	16	6	37.5
	NSIKAYENDLU H	5112238	2024	4	88	61	69.3				153	144	94.1	51	50	98.0	153	153	100.0				65	65	100.0	102	67	65.7	100	88	88.0	53	41	77.4	37	33	89.2
		5112238	2023	4	110	89	80.9				147	123	83.7	65	55	84.6	147	147	100.0				37	33	89.2	82	65	79.3	71	63	88.7	75	43	57.3	45	24	53.3
	NSIMBINI SECONDARY SCHOOL	5112366	2024	1				0	0								56	53	94.6	27	25	92.6				28	26	92.9				28	17	60.7	28	22	78.6
		5112366	2023	1							14	10	71.4				68	57	83.8	35	23	65.7				21	20	95.2	14	7	50.0	21	15	71.4	21	21	100.0
	NTABABOMVU JS	5112239	2024	2	19	4	21.1	34	26	76.5							34	34	100.0							34	26	76.5	19	18	94.7	15	15	100.0	15	13	86.7
		5112239	2023	2	39	22	56.4	39	35	89.7							39	39	100.0							39	33	84.6	22	22	100.0	17	9	52.9	17	10	58.8
	NTABASUKA S	5112240	2024	1	54	38	70.4				78	66	84.6	78	71	91.0	114	114	100.0	60	56	93.3				36	32	88.9	60	59	98.3	54	29	53.7	36	30	83.3
		5112240	2023	1	54	41	75.9				55	54	98.2	55	51	92.7	94	94	100.0	40	40	100.0				39	38	97.4	40	40	100.0	53	33	62.3	39	30	76.9

Province Districts	Centre Name	Centre Number	Exam Date	Quintile	Accounting			Agricultural Sciences			Business Studies			Economics			English First Additional Language			Geography			History			Life Sciences			Mathematical Literacy			Mathematics			Physical Sciences		
					Total Wrote	Achieved 30 - 100%	% Achieved at 30% and Above	Total Wrote	Achieved 30 - 100%	% Achieved at 30% and Above	Total Wrote	Achieved 30 - 100%	% Achieved at 30% and Above	Total Wrote	Achieved 30 - 100%	% Achieved at 30% and Above	Total Wrote	Achieved 30 - 100%	% Achieved at 30% and Above	Total Wrote	Achieved 30 - 100%	% Achieved at 30% and Above	Total Wrote	Achieved 30 - 100%	% Achieved at 30% and Above	Total Wrote	Achieved 30 - 100%	% Achieved at 30% and Above	Total Wrote	Achieved 30 - 100%	% Achieved at 30% and Above	Total Wrote	Achieved 30 - 100%	% Achieved at 30% and Above	Total Wrote	Achieved 30 - 100%	% Achieved at 30% and Above
					ZULULAND	NYONEBOMVU S	5112362	2024	2											25	25	100.0	25	25	100.0				25	23	92.0	18	18	100.0	7	6	85.7
		5112362	2023	2											20	20	100.0	20	19	95.0				20	19	95.0	17	16	94.1	3	3	100.0	3	3	100.0		
	ONDINI HIGH SCHOOL	5112254	2024	99	9	9	100.0				9	9	100.0				34	34	100.0	16	16	100.0	21	21	100.0	34	32	94.1	21	20	95.2	13	12	92.3	13	12	92.3
	ONGANE COMBINED	5112532	2024	1							21	19	90.5				23	23	100.0							21	11	52.4	22	20	90.9						
		5112532	2023	1							24	21	87.5				24	24	100.0							24	9	37.5	23	20	87.0						
	OPHONGOLA H	5112521	2024	3	16	12	75.0	34	33	97.1	47	41	87.2	47	42	89.4	165	165	100.0	73	62	84.9				45	44	97.8	120	84	70.0	45	24	53.3	45	26	57.8
		5112521	2023	3	33	22	66.7	29	27	93.1	62	44	71.0	62	39	62.9	175	175	100.0	69	55	79.7				44	43	97.7	131	97	74.0	44	25	56.8	44	39	88.6
	PHIKWASE H	5112241	2024	1							99	37	37.4	98	19	19.4	131	120	91.6	33	21	63.6	99	71	71.7	33	23	69.7	98	18	18.4	33	9	27.3	33	21	63.6
		5112241	2023	1							73	21	28.8				96	89	92.7	27	21	77.8	73	70	95.9	91	20	22.0	74	27	36.5	23	21	91.3	21	14	66.7
	PHUMANYOVA H	5112345	2024	3	14	9	64.3	30	30	100.0	14	14	100.0	14	13	92.9	288	288	100.0	119	119	100.0	163	161	98.8	163	162	99.4	185	163	88.1	68	68	100.0	54	53	98.1
		5112345	2023	3	21	13	61.9	32	32	100.0	21	21	100.0	21	20	95.2	350	347	99.1	140	138	98.6	188	188	100.0	187	187	100.0	227	134	59.0	79	57	72.2	58	58	100.0
	PIONIER H	5112142	2024	4	6	6	100.0	13	11	84.6	26	23	88.5				70	70	100.0	11	11	100.0				25	24	96.0	45	45	100.0	26	26	100.0	22	22	100.0
		5112142	2023	4	8	8	100.0	19	13	68.4	25	23	92.0				81	81	100.0	10	10	100.0				17	17	100.0	51	51	100.0	30	26	86.7	26	24	92.3
	PONGOLA AKADEMIE	5112522	2024	4	2	2	100.0				4	4	100.0				21	21	100.0	19	19	100.0				17	11	64.7	13	13	100.0	8	6	75.0	5	4	80.0
		5112522	2023	4	5	4	80.0				15	13	86.7				22	22	100.0	17	17	100.0				7	5	71.4	15	15	100.0	7	4	57.1	5	4	80.0
	PONGOLA INTERMEDIATE	5112523	2024	2	19	17	89.5	26	26	100.0	22	16	72.7	19	19	100.0	67	67	100.0	41	37	90.2				48	35	72.9	22	22	100.0	45	44	97.8	26	24	92.3
		5112523	2023	2	18	16	88.9	26	25	96.2	27	22	81.5	18	18	100.0	71	71	100.0	45	41	91.1				53	39	73.6	27	23	85.2	44	42	95.5	26	21	80.8
	PRINCE BHEKINTHINTA H	5112346	2024	1											81	77	95.1	65	49	75.4				81	19	23.5	61	24	39.3	20	8	40.0	19	9	47.4		
		5112346	2023	1											42	42	100.0	31	25	80.6				42	19	45.2	31	14	45.2	11	8	72.7	11	9	81.8		
	PRINCE MNYAYIZA H	5112347	2024	3	16	15	93.8				36	34	94.4	36	31	86.1	150	148	98.7	80	73	91.3	56	51	91.1	78	53	67.9	55	28	50.9	90	50	55.6	55	43	78.2
		5112347	2023	3	16	15	93.8				30	30	100.0	30	23	76.7	155	154	99.4	67	56	83.6	81	76	93.8	67	56	83.6	81	50	61.7	74	39	52.7	44	41	93.2

Province Districts	Centre Name	Centre Number	Exam Date	Quintile	Accounting			Agricultural Sciences			Business Studies			Economics			English First Additional Language			Geography			History			Life Sciences			Mathematical Literacy			Mathematics			Physical Sciences					
					Total Wrote	Achieved 30 - 100%	% Achieved at 30% and Above	Total Wrote	Achieved 30 - 100%	% Achieved at 30% and Above	Total Wrote	Achieved 30 - 100%	% Achieved at 30% and Above	Total Wrote	Achieved 30 - 100%	% Achieved at 30% and Above	Total Wrote	Achieved 30 - 100%	% Achieved at 30% and Above	Total Wrote	Achieved 30 - 100%	% Achieved at 30% and Above	Total Wrote	Achieved 30 - 100%	% Achieved at 30% and Above	Total Wrote	Achieved 30 - 100%	% Achieved at 30% and Above	Total Wrote	Achieved 30 - 100%	% Achieved at 30% and Above	Total Wrote	Achieved 30 - 100%	% Achieved at 30% and Above						
					ZULULAND	PRINCE NDABUKO H	5112348	2024	2											22	22	100.0				22	22	100.0	22	14	63.6				21	5	23.8	19	0	0.0
		5112348	2023	2											11	11	100.0				11	11	100.0	11	11	100.0				11	5	45.5	11	1	9.1					
	PRINCE NOMATIYELA	5112363	2024	1						60	59	98.3				72	72	100.0	72	67	93.1				26	24	92.3	52	42	80.8	20	14	70.0	12	11	91.7				
		5112363	2023	1						62	61	98.4				81	81	100.0	81	76	93.8				23	23	100.0	57	47	82.5	24	19	79.2	18	17	94.4				
	PRINCE SILWANE H	5112349	2024	2						12	12	100.0	12	7	58.3	12	12	100.0										12	9	75.0										
		5112349	2023	2						8	8	100.0	8	8	100.0	8	8	100.0										8	8	100.0										
	PRINCE SOJIYISA H	5112350	2024	1						23	20	87.0	23	20	87.0	33	33	100.0										10	6	60.0	23	9	39.1	10	3	30.0	10	0	0.0	
		5112350	2023	1						25	15	60.0	25	15	60.0	34	33	97.1										9	1	11.1	25	5	20.0	9	9	100.0	9	2	22.2	
	PRINCE TOKOTOKO H	5112351	2024	3						18	12	66.7				30	30	100.0	19	14	73.7							12	11	91.7	19	17	89.5	11	8	72.7	11	9	81.8	
		5112351	2023	3						19	11	57.9				32	30	93.8	21	16	76.2							13	11	84.6	21	17	81.0	10	6	60.0	10	8	80.0	
	PRINCE ZIBHEBHU S	5112358	2024	1	8	8	100.0						12	10	83.3	62	62	100.0	42	34	81.0							22	20	90.9	40	30	75.0	22	11	50.0	22	13	59.1	
		5112358	2023	1	8	7	87.5						19	16	84.2	66	66	100.0	39	31	79.5							23	21	91.3	44	31	70.5	22	12	54.5	24	14	58.3	
	QEDIPHIKA S	5112361	2024	99	15	11	73.3						15	11	73.3	15	15	100.0													15	0	0.0							
	SEBENZAKANZIMA S	5112524	2024	3	24	13	54.2	74	49	66.2	24	22	91.7	24	23	95.8	98	98	100.0	52	48	92.3							74	39	52.7	76	65	85.5	22	15	68.2	22	15	68.2
		5112524	2023	3	25	9	36.0	64	50	78.1	19	14	73.7	20	11	55.0	89	89	100.0	31	29	93.5							70	53	75.7	49	39	79.6	41	22	53.7	39	32	82.1
	SEKETHWAYO S	5112143	2024	3												42	42	100.0	42	41	97.6	32	32	100.0	10	10	100.0	32	29	90.6	10	8	80.0	10	7	70.0				
		5112143	2023	3												48	48	100.0	48	46	95.8	30	28	93.3	18	17	94.4	30	25	83.3	18	12	66.7	18	13	72.2				
	SENZANGAKHONA S	5112242	2024	2	29	28	96.6	44	44	100.0	146	144	98.6	29	28	96.6	147	147	100.0	29	28	96.6	43	43	100.0	44	44	100.0	73	43	58.9	72	35	48.6	43	39	90.7			
		5112242	2023	2	40	40	100.0	42	40	95.2	134	132	98.5	41	39	95.1	135	134	99.3	29	28	96.6	22	22	100.0	42	41	97.6	53	37	69.8	82	33	40.2	42	40	95.2			
	SENZOKUHLE JS	5112352	2024	99												36	36	100.0	24	21	87.5							36	33	91.7	24	22	91.7	12	5	41.7	12	12	100.0	
		5112352	2023	99												28	28	100.0	17	16	94.1							28	26	92.9	17	16	94.1	11	9	81.8	11	10	90.9	

Province Districts	Centre Name	Centre Number	Exam Date	Quintile	Accounting			Agricultural Sciences			Business Studies			Economics			English First Additional Language			Geography			History			Life Sciences			Mathematical Literacy			Mathematics			Physical Sciences			
					Total Wrote	Achieved 30 - 100%	% Achieved at 30% and Above	Total Wrote	Achieved 30 - 100%	% Achieved at 30% and Above	Total Wrote	Achieved 30 - 100%	% Achieved at 30% and Above	Total Wrote	Achieved 30 - 100%	% Achieved at 30% and Above	Total Wrote	Achieved 30 - 100%	% Achieved at 30% and Above	Total Wrote	Achieved 30 - 100%	% Achieved at 30% and Above	Total Wrote	Achieved 30 - 100%	% Achieved at 30% and Above	Total Wrote	Achieved 30 - 100%	% Achieved at 30% and Above	Total Wrote	Achieved 30 - 100%	% Achieved at 30% and Above	Total Wrote	Achieved 30 - 100%	% Achieved at 30% and Above	Total Wrote	Achieved 30 - 100%	% Achieved at 30% and Above	
					ZULULAND	SHIBILIKA S	5112243	2024	1							45	34	75.6				53	49	92.5	42	23	54.8				52	19	36.5	33	12	36.4	20	5
		5112243	2023	1							25	12	48.0				25	23	92.0	14	8	57.1				25	19	76.0				22	2	9.1	11	3	27.3	
	SHONGOLOLO COMBINED	5112145	2024	2				16	14	87.5	13	13	100.0	14	14	100.0	29	29	100.0	15	15	100.0				16	13	81.3	25	25	100.0	4	0	0.0				
		5112145	2023	2	9	3	33.3	23	12	52.2	19	17	89.5	17	11	64.7	49	48	98.0	26	15	57.7				21	16	76.2	35	20	57.1	11	5	45.5	4	4	100.0	
	SIBANISAKHE H	5112244	2024	1	7	7	100.0	76	63	82.9	43	41	95.3				76	76	100.0	69	67	97.1				33	33	100.0	43	41	95.3	33	28	84.8	33	26	78.8	
		5112244	2023	1	15	13	86.7	91	71	78.0	51	44	86.3				91	91	100.0	76	73	96.1				40	37	92.5	51	46	90.2	40	27	67.5	40	33	82.5	
	SIBUMBENE H	5112525	2024	2													31	31	100.0	31	31	100.0	20	20	100.0	31	28	90.3	20	20	100.0	11	11	100.0	11	11	100.0	
		5112525	2023	2													57	57	100.0	57	55	96.5	30	30	100.0	57	43	75.4	29	28	96.6	20	18	90.0	20	18	90.0	
	SIBUSISO H	5112353	2024	2													46	44	95.7																			
		5112353	2023	2													39	39	100.0																			
	SIGQAMISE S	5112526	2024	3	14	13	92.9	17	17	100.0	27	22	81.5	18	12	66.7	85	85	100.0	35	31	88.6	34	32	94.1	77	60	77.9	56	54	96.4	29	25	86.2	24	21	87.5	
		5112526	2023	3	19	16	84.2	60	58	96.7	19	16	84.2	16	11	68.8	86	86	100.0	47	44	93.6				77	64	83.1	59	57	96.6	27	22	81.5	19	15	78.9	
	SIHLENGENI COMBINED S	5112147	2024	1							13	9	69.2				15	15	100.0							10	9	90.0	11	9	81.8	4	4	100.0	4	4	100.0	
		5112147	2023	1							31	29	93.5				31	31	100.0							28	13	46.4	20	20	100.0	7	3	42.9	8	6	75.0	
	SIKHIYE S	5112148	2024	2													35	35	100.0	35	34	97.1				21	15	71.4	18	18	100.0	15	9	60.0	12	7	58.3	
		5112148	2023	2													37	37	100.0	37	37	100.0				24	24	100.0	20	20	100.0	15	12	80.0	11	10	90.9	
	SIKHULILE COMBINED	5112149	2024	2							33	33	100.0	21	12	57.1	59	55	93.2	33	24	72.7				21	18	85.7	32	30	93.8	13	11	84.6	12	12	100.0	
		5112149	2023	2							30	29	96.7	15	11	73.3	52	51	98.1	32	28	87.5				23	21	91.3	30	26	86.7	17	13	76.5	17	17	100.0	
	SINKONKONKO H	5112354	2024	1							38	33	86.8	38	27	71.1	49	47	95.9	10	10	100.0				10	10	100.0	38	28	73.7	10	7	70.0	10	10	100.0	
		5112354	2023	1							16	15	93.8	16	8	50.0	22	22	100.0	6	6	100.0				6	5	83.3	16	10	62.5	6	5	83.3	6	6	100.0	

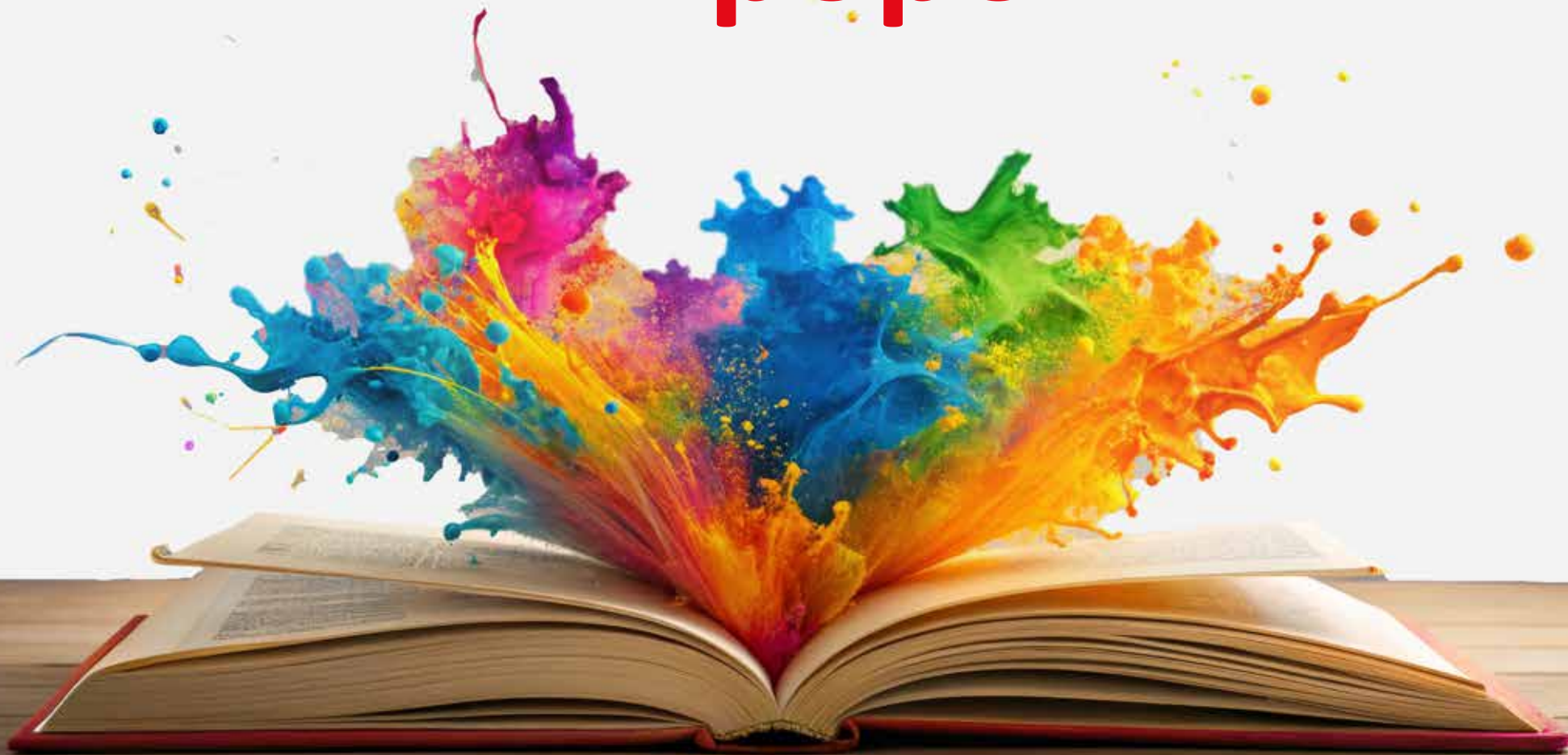
Province Districts	Centre Name	Centre Number	Exam Date	Quintile	Accounting			Agricultural Sciences			Business Studies			Economics			English First Additional Language			Geography			History			Life Sciences			Mathematical Literacy			Mathematics			Physical Sciences		
					Total Wrote	Achieved 30 - 100%	% Achieved at 30% and Above	Total Wrote	Achieved 30 - 100%	% Achieved at 30% and Above	Total Wrote	Achieved 30 - 100%	% Achieved at 30% and Above	Total Wrote	Achieved 30 - 100%	% Achieved at 30% and Above	Total Wrote	Achieved 30 - 100%	% Achieved at 30% and Above	Total Wrote	Achieved 30 - 100%	% Achieved at 30% and Above	Total Wrote	Achieved 30 - 100%	% Achieved at 30% and Above	Total Wrote	Achieved 30 - 100%	% Achieved at 30% and Above	Total Wrote	Achieved 30 - 100%	% Achieved at 30% and Above	Total Wrote	Achieved 30 - 100%	% Achieved at 30% and Above			
					ZULULAND	SIPHOSINI H	5112150	2024	2	19	11	57.9				18	16	88.9				31	31	100.0						12	12	100.0	19	18	94.7	12	8
		5112150	2023	2	12	8	66.7				12	12	100.0				32	32	100.0						20	18	90.0	11	11	100.0	20	12	60.0	19	19	100.0	
	SIQALUKUBONA H	5112527	2024	2	43	36	83.7				42	36	85.7	34	29	85.3	68	68	100.0						27	27	100.0	33	31	93.9	29	27	93.1	27	23	85.2	
		5112527	2023	2	51	40	78.4				23	23	100.0	22	22	100.0	56	56	100.0						30	30	100.0	22	19	86.4	30	28	93.3	30	28	93.3	
	SITHOLINHLANHLA S	5112245	2024	2	30	3	10.0				42	34	81.0	43	39	90.7	42	39	92.9									34	27	79.4	5	2	40.0				
		5112245	2023	2	39	4	10.3				49	48	98.0	47	40	85.1	49	48	98.0									29	23	79.3	20	1	5.0				
	SIYANGEMPUMELELO H	5112246	2024	2	22	13	59.1	57	50	87.7	94	54	57.4	21	18	85.7	160	159	99.4	129	119	92.2	76	66	86.8	67	61	91.0	99	63	63.6	61	35	57.4	61	32	52.5
		5112246	2023	2	25	8	32.0	48	43	89.6	88	51	58.0	25	15	60.0	152	147	96.7	127	108	85.0	75	72	96.0	64	54	84.4	95	59	62.1	57	34	59.6	52	39	75.0
	SIYAPHAHAMA H	5112355	2024	1				39	32	82.1							79	79	100.0	40	30	75.0				79	65	82.3	40	24	60.0	39	18	46.2	39	17	43.6
		5112355	2023	1				70	42	60.0							70	68	97.1	40	31	77.5				71	57	80.3	40	26	65.0	31	21	67.7	31	19	61.3
	SIZABONKE S	5112356	2024	1	36	14	38.9				24	20	83.3				49	49	100.0							25	25	100.0	31	30	96.8	18	8	44.4	13	8	61.5
		5112356	2023	1	16	8	50.0										31	31	100.0							31	26	83.9	15	14	93.3	16	8	50.0	15	10	66.7
	SOGADUZELA S	5112418	2024	1													7	7	100.0	7	7	100.0				7	7	100.0				7	6	85.7	7	6	85.7
		5112418	2023	1													12	12	100.0	12	12	100.0				12	11	91.7				12	6	50.0	12	10	83.3
	SOMILE H	5112528	2024	2				4	4	100.0	25	17	68.0				30	30	100.0				27	25	92.6	30	23	76.7	27	22	81.5	4	3	75.0	3	2	66.7
		5112528	2023	2				9	8	88.9	28	16	57.1				37	37	100.0				28	23	82.1	37	28	75.7	28	23	82.1	9	5	55.6	9	6	66.7
	SOZAMA H	5112529	2024	3				87	84	96.6							87	87	100.0	59	53	89.8				87	81	93.1	59	55	93.2	27	22	81.5	28	23	82.1
		5112529	2023	3				125	98	78.4							123	121	98.4	94	71	75.5				125	84	67.2	94	83	88.3	30	19	63.3	30	25	83.3
	ST VICTOR S	5112248	2024	2	28	19	67.9				55	46	83.6	28	27	96.4	104	103	99.0	76	67	88.2				76	58	76.3	50	39	78.0	54	20	37.0	48	32	66.7
		5112248	2023	2	22	11	50.0				64	36	56.3	34	25	73.5	97	95	97.9	63	54	85.7				76	44	57.9	63	37	58.7	35	12	34.3	33	23	69.7



Province Districts	Centre Name	Centre Number	Exam Date	Quintile	Accounting			Agricultural Sciences			Business Studies			Economics			English First Additional Language			Geography			History			Life Sciences			Mathematical Literacy			Mathematics			Physical Sciences					
					Total Wrote	Achieved 30 - 100%	% Achieved at 30% and Above	Total Wrote	Achieved 30 - 100%	% Achieved at 30% and Above	Total Wrote	Achieved 30 - 100%	% Achieved at 30% and Above	Total Wrote	Achieved 30 - 100%	% Achieved at 30% and Above	Total Wrote	Achieved 30 - 100%	% Achieved at 30% and Above	Total Wrote	Achieved 30 - 100%	% Achieved at 30% and Above	Total Wrote	Achieved 30 - 100%	% Achieved at 30% and Above	Total Wrote	Achieved 30 - 100%	% Achieved at 30% and Above	Total Wrote	Achieved 30 - 100%	% Achieved at 30% and Above	Total Wrote	Achieved 30 - 100%	% Achieved at 30% and Above	Total Wrote	Achieved 30 - 100%	% Achieved at 30% and Above			
					ZULULAND	THABANI ISAAC GASA HIGH SCHOOL	5112256	2024	1				52	52	100.0	28	26	92.9				66	66	100.0							64	62	96.9				64	38	59.4	38
		5112256	2023	1				27	24	88.9	14	13	92.9				52	52	100.0							52	48	92.3				52	38	73.1	38	32	84.2			
	THANDULWAZI S	5112339	2024	1													66	60	90.9			45	27	60.0	21	16	76.2	47	34	72.3	19	17	89.5	13	13	100.0				
		5112339	2023	1													60	55	91.7			34	12	35.3	26	11	42.3	34	31	91.2	26	18	69.2	13	12	92.3				
	THOLIMFUNDO SS	5112535	2024	1				58	55	94.8	51	26	51.0	50	33	66.0	114	113	99.1	102	77	75.5	52	36	69.2	64	59	92.2	57	43	75.4	57	30	52.6	57	37	64.9			
		5112535	2023	1				35	31	88.6	33	24	72.7	31	25	80.6	76	76	100.0	64	56	87.5	37	37	100.0	45	37	82.2	42	34	81.0	33	23	69.7	32	24	75.0			
	THOLUKUKHANYA H	5112249	2024	1	21	15	71.4	39	31	79.5	65	57	87.7	21	20	95.2	104	102	98.1	71	48	67.6				44	36	81.8	65	49	75.4	39	25	64.1	39	21	53.8			
		5112249	2023	1	21	9	42.9	47	26	55.3	57	49	86.0	21	17	81.0	104	102	98.1	77	55	71.4				58	38	65.5	53	33	62.3	51	11	21.6	47	24	51.1			
	THULWANA H	5112357	2024	1										12	12	100.0	12	12	100.0	12	11	91.7				12	12	100.0				12	1	8.3	12	12	100.0			
		5112357	2023	1										10	8	80.0	10	10	100.0	10	8	80.0				10	7	70.0				10	0	0.0	10	2	20.0			
	TSHANIBEZWE S	5112253	2024	1	21	18	85.7				39	39	100.0	39	27	69.2	39	39	100.0										10	10	100.0	29	8	27.6	18	3	16.7			
		5112253	2023	1	23	19	82.6				36	34	94.4	36	21	58.3	36	34	94.4										7	7	100.0	29	9	31.0	13	4	30.8			
	UMFOLOZI S	5112152	2024	1							40	39	97.5	37	35	94.6	65	65	100.0	23	23	100.0				23	21	91.3	42	40	95.2	21	20	95.2	23	20	87.0			
		5112152	2023	1							73	71	97.3	59	43	72.9	102	102	100.0	29	26	89.7				26	25	96.2	69	61	88.4	17	17	100.0	18	18	100.0			
	UMHLOLUTHINI H	5112250	2024	1	1	1	100.0				57	47	82.5	57	52	91.2	29	28	96.6							57	49	86.0				57	2	3.5						
		5112250	2023	1	42	11	26.2				42	36	85.7	42	42	100.0	42	42	100.0							42	39	92.9				42	2	4.8						
	UMNGAMA INTERMEDIATE	5112530	2024	1				13	11	84.6										37	36	97.3	35	29	82.9	24	24	100.0	36	22	61.1	29	22	75.9	7	5	71.4			
		5112530	2023	1				8	8	100.0										38	37	97.4	36	33	91.7	32	30	93.8	36	30	83.3	29	26	89.7	8	4	50.0			
	UQWEQWE S	5112153	2024	1							21	21	100.0							29	29	100.0	29	29	100.0	29	29	100.0	29	26	89.7	21	17	81.0	8	1	12.5	8	2	25.0
		5112153	2023	1							16	14	87.5							23	23	100.0	23	21	91.3	24	24	100.0	23	16	69.6	16	13	81.3	8	1	12.5	8	6	75.0

Province Districts	Centre Name	Centre Number	Exam Date	Quintile	Accounting			Agricultural Sciences			Business Studies			Economics			English First Additional Language			Geography			History			Life Sciences			Mathematical Literacy			Mathematics			Physical Sciences					
					Total Wrote	Achieved 30 - 100%	% Achieved at 30% and Above	Total Wrote	Achieved 30 - 100%	% Achieved at 30% and Above	Total Wrote	Achieved 30 - 100%	% Achieved at 30% and Above	Total Wrote	Achieved 30 - 100%	% Achieved at 30% and Above	Total Wrote	Achieved 30 - 100%	% Achieved at 30% and Above	Total Wrote	Achieved 30 - 100%	% Achieved at 30% and Above	Total Wrote	Achieved 30 - 100%	% Achieved at 30% and Above	Total Wrote	Achieved 30 - 100%	% Achieved at 30% and Above	Total Wrote	Achieved 30 - 100%	% Achieved at 30% and Above	Total Wrote	Achieved 30 - 100%	% Achieved at 30% and Above	Total Wrote	Achieved 30 - 100%	% Achieved at 30% and Above			
					Total Wrote	Achieved 30 - 100%	% Achieved at 30% and Above	Total Wrote	Achieved 30 - 100%	% Achieved at 30% and Above	Total Wrote	Achieved 30 - 100%	% Achieved at 30% and Above	Total Wrote	Achieved 30 - 100%	% Achieved at 30% and Above	Total Wrote	Achieved 30 - 100%	% Achieved at 30% and Above	Total Wrote	Achieved 30 - 100%	% Achieved at 30% and Above	Total Wrote	Achieved 30 - 100%	% Achieved at 30% and Above	Total Wrote	Achieved 30 - 100%	% Achieved at 30% and Above	Total Wrote	Achieved 30 - 100%	% Achieved at 30% and Above	Total Wrote	Achieved 30 - 100%	% Achieved at 30% and Above	Total Wrote	Achieved 30 - 100%	% Achieved at 30% and Above			
ZULULAND	UZWANO S	5112420	2024	1												52	52	100.0	52	42	80.8	52	47	90.4	52	32	61.5	52	47	90.4										
		5112420	2023	1												63	63	100.0	63	39	61.9	63	59	93.7	54	41	75.9	53	45	84.9										
	VICTORIOUS INDEPENDNET SCHOOL	5112536	2024	99	10	10	100.0	16	16	100.0						26	26	100.0				13	13	100.0	26	26	100.0	13	13	100.0	13	13	100.0	13	13	100.0	13	13	100.0	
		5112536	2023	99	6	6	100.0	14	14	100.0						20	20	100.0				7	7	100.0	20	20	100.0	7	7	100.0	13	13	100.0	13	13	100.0	13	13	100.0	
	VRYHEID COMPREHENSIVE S	5112154	2024	4	30	20	66.7				72	59	81.9	65	48	73.8	94	94	100.0	142	129	90.8				104	88	84.6	110	101	91.8	73	65	89.0	63	49	77.8			
		5112154	2023	4	27	19	70.4				47	42	89.4	61	54	88.5	137	136	99.3	190	173	91.1				180	148	82.2	88	81	92.0	146	94	64.4	122	75	61.5			
	VRYHEID H	5112155	2024	5	39	35	89.7				84	79	94.0				14	14	100.0	69	69	100.0				90	80	88.9	88	86	97.7	69	62	89.9	46	41	89.1			
		5112155	2023	5	29	27	93.1				66	62	93.9				11	11	100.0	75	75	100.0				82	75	91.5	83	83	100.0	48	46	95.8	40	38	95.0			
	VUKANIMAZULU S	5112531	2024	2	4	4	100.0	40	39	97.5	5	4	80.0	3	3	100.0	45	45	100.0										40	40	100.0				38	38	100.0	36	29	80.6
		5112531	2023	2	5	5	100.0	27	27	100.0	5	4	80.0	4	3	75.0	35	35	100.0										31	30	96.8				29	29	100.0	25	23	92.0
	VUKUZA H	5112251	2024	1	19	11	57.9				39	32	82.1	34	26	76.5	63	63	100.0							28	28	100.0	30	26	86.7	44	35	79.5	20	19	95.0	17	15	88.2
		5112251	2023	1	17	11	64.7				35	28	80.0	36	22	61.1	70	70	100.0							34	32	94.1	34	28	82.4	50	40	80.0	20	18	90.0	19	17	89.5
	VUSISIZWE INDEPENDENT	5112533	2024	99	19	19	100.0	16	16	100.0							35	35	100.0										35	35	100.0				35	33	94.3	35	33	94.3
		5112533	2023	99	15	15	100.0	6	6	100.0							21	21	100.0										21	21	100.0				18	18	100.0	21	20	95.2
	ZAMANGOTHANDO S	5112156	2024	2													35	35	100.0	35	32	91.4	35	34	97.1	35	25	71.4	35	31	88.6									
	5112156	2023	2													35	35	100.0	36	32	88.9	36	36	100.0	36	25	69.4	36	32	88.9										
ZWELONKE H	5112252	2024	1	36	19	52.8	39	38	97.4	111	85	76.6	37	35	94.6	202	201	99.5	39	39	100.0	53	47	88.7	39	38	97.4	128	61	47.7	75	34	45.3	39	35	89.7				
	5112252	2023	1	51	30	58.8	42	38	90.5	140	111	79.3	130	90	69.2	207	203	98.1	62	52	83.9	25	25	100.0	42	39	92.9	114	57	50.0	93	32	34.4	42	32	76.2				

# Limpopo



Province Districts	Centre Name	Centre Number	Exam Date	Quintile	Accounting			Agricultural Sciences			Business Studies			Economics			English First Additional Language			Geography			History			Life Sciences			Mathematical Literacy			Mathematics			Physical Sciences			
					Total Wrote	Achieved 30 - 100%	% Achieved at 30% and Above	Total Wrote	Achieved 30 - 100%	% Achieved at 30% and Above	Total Wrote	Achieved 30 - 100%	% Achieved at 30% and Above	Total Wrote	Achieved 30 - 100%	% Achieved at 30% and Above	Total Wrote	Achieved 30 - 100%	% Achieved at 30% and Above	Total Wrote	Achieved 30 - 100%	% Achieved at 30% and Above	Total Wrote	Achieved 30 - 100%	% Achieved at 30% and Above	Total Wrote	Achieved 30 - 100%	% Achieved at 30% and Above	Total Wrote	Achieved 30 - 100%	% Achieved at 30% and Above	Total Wrote	Achieved 30 - 100%	% Achieved at 30% and Above	Total Wrote	Achieved 30 - 100%	% Achieved at 30% and Above	
CAPRICORN NORTH	ALLDAYS COMBINED ACADEMY	7043208	2024	2							13	13	100.0	12	12	100.0	32	32	100.0	20	20	100.0				19	19	100.0	15	15	100.0	17	17	100.0	17	11	64.7	
		7043208	2023	2							8	7	87.5	6	6	100.0	21	21	100.0	15	13	86.7				13	9	69.2	8	7	87.5	13	5	38.5	13	8	61.5	
	BATAUNG HIGH	7042403	2024	2	9	5	55.6	30	22	73.3	9	9	100.0	45	35	77.8	61	61	100.0							52	33	63.5	18	18	100.0	43	21	48.8	38	23	60.5	
		7042403	2023	2	3	2	66.7	37	26	70.3	3	2	66.7	49	33	67.3	68	67	98.5							65	46	70.8	18	16	88.9	50	27	54.0	47	31	66.0	
	BK MATLALA COMMERCIAL HIGH	7042101	2024	2	58	41	70.7				58	53	91.4	58	52	89.7	58	58	100.0											43	38	88.4	15	10	66.7			
		7042101	2023	2	40	37	92.5				40	39	97.5	40	27	67.5	40	40	100.0										26	25	96.2	14	11	78.6				
	BODIELA SECONDARY	7042501	2024	1				20	18	90.0								34	34	100.0	34	33	97.1				34	34	100.0				34	25	73.5	14	14	100.0
		7042501	2023	1														16	16	100.0	16	16	100.0				16	16	100.0				16	12	75.0	16	14	87.5
	BOETSE SECONDARY	7041202	2024	3	41	36	87.8	162	112	69.1	32	29	90.6	32	27	84.4	225	225	100.0	158	126	79.7	24	17	70.8	141	104	73.8	150	115	76.7	75	60	80.0	57	53	93.0	
		7041202	2023	3	26	23	88.5	156	132	84.6	26	26	100.0	26	23	88.5	181	181	100.0	93	80	86.0	16	15	93.8	119	107	89.9	114	104	91.2	68	39	57.4	61	45	73.8	
	BOSAKGO SECONDARY	7041504	2024	2				17	15	88.2								17	17	100.0	17	16	94.1				17	16	94.1	10	9	90.0	7	3	42.9			
		7041504	2023	2				26	21	80.8								26	26	100.0	26	23	88.5				26	21	80.8	17	10	58.8	10	3	30.0			
	BOTSHOLLA SECONDARY	7041505	2024	1	11	10	90.9				37	35	94.6	15	13	86.7	37	37	100.0							37	31	83.8	19	19	100.0	18	13	72.2	11	10	90.9	
		7041505	2023	1	14	11	78.6				34	28	82.4	14	11	78.6	35	35	100.0							21	19	90.5	16	16	100.0	19	15	78.9	21	14	66.7	
	BOTSIKANA SECONDARY	7041403	2024	2										37	36	97.3	39	39	100.0	40	38	95.0				40	23	57.5	36	35	97.2	4	4	100.0	3	3	100.0	
		7041403	2023	2										23	20	87.0	36	36	100.0	36	32	88.9				36	24	66.7	31	25	80.6	5	4	80.0	13	6	46.2	
	CHECHEMA SECONDARY	7041508	2024	2				37	35	94.6							37	37	100.0	21	18	85.7				37	34	91.9	21	21	100.0	16	15	93.8	16	13	81.3	
		7041508	2023	2				42	36	85.7							42	42	100.0	24	21	87.5				42	36	85.7	22	22	100.0	20	13	65.0	18	12	66.7	
	CHIKA SENIOR SECONDARY	7041509	2024	2	7	7	100.0				57	54	94.7	48	46	95.8	68	68	100.0	20	20	100.0				18	18	100.0	57	50	87.7	11	11	100.0	11	10	90.9	
		7041509	2023	2	6	6	100.0				63	56	88.9	38	38	100.0	85	85	100.0	47	45	95.7				46	46	100.0	62	61	98.4	23	22	95.7	22	21	95.5	

Province Districts	Centre Name	Centre Number	Exam Date	Quintile	Accounting			Agricultural Sciences			Business Studies			Economics			English First Additional Language			Geography			History			Life Sciences			Mathematical Literacy			Mathematics			Physical Sciences				
					Total Wrote	Achieved 30 - 100%	% Achieved at 30% and Above	Total Wrote	Achieved 30 - 100%	% Achieved at 30% and Above	Total Wrote	Achieved 30 - 100%	% Achieved at 30% and Above	Total Wrote	Achieved 30 - 100%	% Achieved at 30% and Above	Total Wrote	Achieved 30 - 100%	% Achieved at 30% and Above	Total Wrote	Achieved 30 - 100%	% Achieved at 30% and Above	Total Wrote	Achieved 30 - 100%	% Achieved at 30% and Above	Total Wrote	Achieved 30 - 100%	% Achieved at 30% and Above	Total Wrote	Achieved 30 - 100%	% Achieved at 30% and Above	Total Wrote	Achieved 30 - 100%	% Achieved at 30% and Above	Total Wrote	Achieved 30 - 100%	% Achieved at 30% and Above		
CAPRICORN NORTH	DENDRON SECONDARY	7042407	2024	3	167	164	98.2				32	32	100.0	148	139	93.9	283	283	100.0								251	242	96.4				283	267	94.3	251	219	87.3	
		7042407	2023	3	140	139	99.3				17	17	100.0	93	92	98.9	216	216	100.0								199	198	99.5				216	211	97.7	199	192	96.5	
	DIKOLOI SECONDARY	7043401	2024	1	51	43	84.3				29	29	100.0	32	32	100.0	54	54	100.0								25	25	100.0	28	28	100.0	26	21	80.8	25	25	100.0	
		7043401	2023	1	47	36	76.6				32	31	96.9	37	34	91.9	52	52	100.0								20	19	95.0	31	31	100.0	21	18	85.7	20	19	95.0	
	DITHEBELE SECONDARY	7043303	2024	2	28	25	89.3				25	25	100.0	12	12	100.0	42	42	100.0	14	14	100.0					30	20	66.7	23	20	87.0	19	14	73.7	17	16	94.1	
		7043303	2023	2	30	23	76.7				36	34	94.4	19	17	89.5	48	48	100.0	18	15	83.3					29	15	51.7	32	27	84.4	16	7	43.8	11	10	90.9	
	DR MJ MADIBA SECONDARY	7041406	2024	3				31	30	96.8								32	32	100.0	16	15	93.8					32	27	84.4	13	12	92.3	19	8	42.1	16	9	56.3
		7041406	2023	3				60	43	71.7				39	20	51.3	60	60	100.0								59	38	64.4	42	31	73.8	18	6	33.3	21	9	42.9	
	FEDILE HIGH	7044201	2024	2	21	20	95.2				49	49	100.0					85	85	100.0	64	62	96.9					54	51	94.4	45	44	97.8	40	32	80.0	36	32	88.9
		7044201	2023	2	25	21	84.0				67	60	89.6					104	104	100.0	80	70	87.5					70	54	77.1	58	50	86.2	47	26	55.3	38	25	65.8
	GEORGE TLADI TECHNICAL HIGH	7042405	2024	2														116	116	100.0														19	11	57.9	19	16	84.2
		7042405	2023	2	57	37	64.9											191	189	99.0							57	39	68.4				57	35	61.4	57	32	56.1	
	HARRY OPPENHEIMER SECONDARY	7042102	2024	3				143	138	96.5								143	143	100.0							143	118	82.5				143	105	73.4	125	86	68.8	
		7042102	2023	3				143	139	97.2								143	143	100.0							143	115	80.4				143	83	58.0	111	95	85.6	
	HELENE FRANZ SECONDARY	7042581	2024	99	3	2	66.7				3	2	66.7					10	10	100.0	2	2	100.0	2	2	100.0	5	5	100.0	5	5	100.0	5	5	100.0	5	5	100.0	
		7042581	2023	99	2	2	100.0				2	2	100.0					10	10	100.0	5	5	100.0	5	1	20.0	3	2	66.7	6	5	83.3	4	1	25.0	3	1	33.3	
	IPOPENG SECONDARY	7042103	2024	2				39	33	84.6								98	98	100.0	68	63	92.6					98	74	75.5	64	58	90.6	34	26	76.5	29	29	100.0
		7042103	2023	2				37	36	97.3								80	80	100.0	58	58	100.0					80	67	83.8	50	49	98.0	30	22	73.3	22	22	100.0
	JH MOLOTO SECONDARY	7041103	2024	2							18	18	100.0	42	42	100.0	56	56	100.0	56	56	100.0					38	29	76.3	37	34	91.9	19	18	94.7	14	12	85.7	
		7041103	2023	2										40	39	97.5	57	57	100.0	57	56	98.2					57	42	73.7	36	36	100.0	21	17	81.0	17	15	88.2	

Province Districts	Centre Name	Centre Number	Exam Date	Quintile	Accounting			Agricultural Sciences			Business Studies			Economics			English First Additional Language			Geography			History			Life Sciences			Mathematical Literacy			Mathematics			Physical Sciences		
					Total Wrote	Achieved 30 - 100%	% Achieved at 30% and Above	Total Wrote	Achieved 30 - 100%	% Achieved at 30% and Above	Total Wrote	Achieved 30 - 100%	% Achieved at 30% and Above	Total Wrote	Achieved 30 - 100%	% Achieved at 30% and Above	Total Wrote	Achieved 30 - 100%	% Achieved at 30% and Above	Total Wrote	Achieved 30 - 100%	% Achieved at 30% and Above	Total Wrote	Achieved 30 - 100%	% Achieved at 30% and Above	Total Wrote	Achieved 30 - 100%	% Achieved at 30% and Above	Total Wrote	Achieved 30 - 100%	% Achieved at 30% and Above	Total Wrote	Achieved 30 - 100%	% Achieved at 30% and Above	Total Wrote	Achieved 30 - 100%	% Achieved at 30% and Above
CAPRICORN NORTH	KABELA SECONDARY	7041303	2024	2				49	45	91.8							149	149	100.0	82	80	97.6				82	69	84.1	34	29	85.3	48	29	60.4	33	23	69.7
		7041303	2023	2				22	21	95.5							112	111	99.1	52	52	100.0				52	33	63.5	19	17	89.5	33	17	51.5	30	22	73.3
	KARABI SECONDARY	7041506	2024	1	6	6	100.0	57	49	86.0				21	19	90.5	78	78	100.0	36	33	91.7				57	44	77.2	54	41	75.9	24	21	87.5	20	19	95.0
		7041506	2023	1	18	13	72.2	64	48	75.0				19	15	78.9	83	83	100.0	23	18	78.3				64	39	60.9	42	33	78.6	41	26	63.4	38	26	68.4
	KEDISHI SECONDARY	7041501	2023	2	10	9	90.0				17	17	100.0				17	17	100.0							17	15	88.2	10	10	100.0	7	7	100.0	7	7	100.0
	KETUDI HIGH	7043514	2024	1				20	14	70.0							26	26	100.0	26	25	96.2				26	19	73.1	15	11	73.3	11	7	63.6	6	5	83.3
		7043514	2023	1				17	15	88.2							24	24	100.0	24	24	100.0				24	20	83.3	16	16	100.0	8	4	50.0	7	4	57.1
	KGABO SECONDARY	7041207	2024	3	25	12	48.0	21	17	81.0	25	22	88.0	25	24	96.0	93	93	100.0	68	64	94.1				68	58	85.3	46	39	84.8	47	27	57.4	47	34	72.3
		7041207	2023	3	30	19	63.3	47	37	78.7	30	27	90.0	30	29	96.7	104	104	100.0	74	65	87.8				74	44	59.5	63	54	85.7	41	12	29.3	27	16	59.3
	KGAKOA (MOGAKOA) SECONDARY	7041101	2024	2	28	23	82.1	145	134	92.4	74	56	75.7	75	61	81.3	253	253	100.0	125	111	88.8				177	135	76.3	162	146	90.1	91	69	75.8	84	59	70.2
		7041101	2023	2	21	20	95.2	181	164	90.6	66	59	89.4	66	58	87.9	282	282	100.0	153	129	84.3				171	155	90.6	179	158	88.3	105	84	80.0	98	83	84.7
	KGALUSHI SECONDARY	7043108	2024	1				28	26	92.9							28	28	100.0	28	24	85.7				28	25	89.3	23	22	95.7	5	0	0.0			
		7043108	2023	1				33	26	78.8							33	33	100.0	28	19	67.9				33	22	66.7	26	21	80.8	7	1	14.3	5	3	60.0
	KGARAHARA HIGH	7044202	2024	2													30	30	100.0	30	25	83.3	30	27	90.0	30	8	26.7	30	18	60.0						
		7044202	2023	2													24	24	100.0	24	14	58.3	24	16	66.7	24	7	29.2	24	16	66.7						
	KGOKE SECONDARY	7042104	2024	2				32	29	90.6							32	32	100.0	23	20	87.0				32	28	87.5	18	17	94.4	14	6	42.9	9	8	88.9
		7042104	2023	2				45	37	82.2							45	45	100.0	38	33	86.8				45	26	57.8	38	33	86.8	7	7	100.0	7	5	71.4
	KGOKWANA SECONDARY	7043110	2024	1				28	28	100.0							28	28	100.0	22	22	100.0				28	28	100.0	22	22	100.0	6	5	83.3	6	5	83.3
	7043110	2023	1				28	23	82.1							28	28	100.0	21	18	85.7				28	24	85.7	21	17	81.0	7	3	42.9	7	3	42.9	



Province Districts	Centre Name	Centre Number	Exam Date	Quintile	Accounting			Agricultural Sciences			Business Studies			Economics			English First Additional Language			Geography			History			Life Sciences			Mathematical Literacy			Mathematics			Physical Sciences			
					Total Wrote	Achieved 30 - 100%	% Achieved at 30% and Above	Total Wrote	Achieved 30 - 100%	% Achieved at 30% and Above	Total Wrote	Achieved 30 - 100%	% Achieved at 30% and Above	Total Wrote	Achieved 30 - 100%	% Achieved at 30% and Above	Total Wrote	Achieved 30 - 100%	% Achieved at 30% and Above	Total Wrote	Achieved 30 - 100%	% Achieved at 30% and Above	Total Wrote	Achieved 30 - 100%	% Achieved at 30% and Above	Total Wrote	Achieved 30 - 100%	% Achieved at 30% and Above	Total Wrote	Achieved 30 - 100%	% Achieved at 30% and Above	Total Wrote	Achieved 30 - 100%	% Achieved at 30% and Above	Total Wrote	Achieved 30 - 100%	% Achieved at 30% and Above	
					CAPRICORN NORTH	KGOLOKGOTLHA LEDWABA SECONDARY	7041404	2024	3							26	20	76.9	31	19	61.3	43	43	100.0	43	35	81.4				17	16	94.1	31	28	90.3	12	8
		7041404	2023	3							20	20	100.0	24	21	87.5	38	38	100.0	38	33	86.8				18	17	94.4	24	24	100.0	14	10	71.4	14	14	100.0	
	KGOLOUTHWANA SECONDARY	7042401	2024	2	27	26	96.3	31	31	100.0	27	27	100.0	27	26	96.3	113	113	100.0	55	40	72.7	55	45	81.8	86	62	72.1	82	71	86.6	31	22	71.0	31	30	96.8	
		7042401	2023	2	23	18	78.3	24	24	100.0	23	22	95.7	23	13	56.5	69	68	98.6	22	18	81.8	22	18	81.8	46	39	84.8	45	36	80.0	24	21	87.5	24	21	87.5	
	KGOPUDI SECONDARY	7043407	2024	1				47	17	36.2							73	73	100.0	72	41	56.9	35	27	77.1	38	32	84.2	46	32	69.6	27	16	59.3	27	19	70.4	
		7043407	2023	1												36	36	100.0	36	28	77.8				36	26	72.2	15	12	80.0	21	12	57.1	36	25	69.4		
	KHWINANA SECONDARY	7041510	2024	1				20	16	80.0						20	20	100.0	20	14	70.0				20	17	85.0	20	20	100.0								
		7041510	2023	1				15	9	60.0						15	15	100.0	15	11	73.3				15	7	46.7	15	13	86.7								
	LEHAIWA SENIOR SECONDARY	7042404	2024	2	6	5	83.3	34	29	85.3						40	40	100.0	29	26	89.7				40	25	62.5	26	23	88.5	14	10	71.4	11	11	100.0		
		7042404	2023	2	3	1	33.3	27	25	92.6						30	30	100.0	14	12	85.7				30	24	80.0				30	13	43.3	16	13	81.3		
	LETHEBA SECONDARY	7044203	2024	2				36	24	66.7						54	52	96.3	54	38	70.4				54	31	57.4	33	28	84.8	21	16	76.2	18	14	77.8		
		7044203	2023	2				49	34	69.4						85	85	100.0	86	61	70.9				86	60	69.8	39	28	71.8	47	28	59.6	37	24	64.9		
	MABEA SENIOR SECONDARY	7043103	2024	2				35	35	100.0						93	93	100.0	58	54	93.1	58	56	96.6	93	69	74.2	58	54	93.1	35	34	97.1	35	35	100.0		
		7043103	2023	2				39	39	100.0				11	11	100.0	91	91	100.0	52	49	94.2	41	40	97.6	91	71	78.0	52	48	92.3	39	34	87.2	39	39	100.0	
	MABOTHA SECONDARY	7043204	2024	1	6	3	50.0				14	11	78.6	14	13	92.9	32	32	100.0	26	23	88.5				18	14	77.8	14	14	100.0	18	15	83.3	18	16	88.9	
		7043204	2023	1	8	6	75.0				31	13	41.9	31	20	64.5	61	61	100.0	53	43	81.1				30	27	90.0	30	17	56.7	31	22	71.0	30	29	96.7	
	MADIKWENG SENIOR SECONDARY	7042503	2024	2										23	17	73.9	48	48	100.0	48	45	93.8				48	40	83.3				48	12	25.0	25	24	96.0	
		7042503	2023	2										21	18	85.7	50	50	100.0	50	50	100.0				50	49	98.0				50	25	50.0	29	28	96.6	
	MAHADIKANA SECONDARY	7043206	2024	2				29	27	93.1	10	10	100.0	12	11	91.7	39	39	100.0							39	30	76.9	12	9	75.0	27	12	44.4	27	22	81.5	
		7043206	2023	2	5	5	100.0	26	24	92.3	5	5	100.0	5	5	100.0	31	31	100.0							26	24	92.3	4	4	100.0	27	9	33.3	26	23	88.5	



Province Districts	Centre Name	Centre Number	Exam Date	Quintile	Accounting			Agricultural Sciences			Business Studies			Economics			English First Additional Language			Geography			History			Life Sciences			Mathematical Literacy			Mathematics			Physical Sciences		
					Total Wrote	Achieved 30 - 100%	% Achieved at 30% and Above	Total Wrote	Achieved 30 - 100%	% Achieved at 30% and Above	Total Wrote	Achieved 30 - 100%	% Achieved at 30% and Above	Total Wrote	Achieved 30 - 100%	% Achieved at 30% and Above	Total Wrote	Achieved 30 - 100%	% Achieved at 30% and Above	Total Wrote	Achieved 30 - 100%	% Achieved at 30% and Above	Total Wrote	Achieved 30 - 100%	% Achieved at 30% and Above	Total Wrote	Achieved 30 - 100%	% Achieved at 30% and Above	Total Wrote	Achieved 30 - 100%	% Achieved at 30% and Above	Total Wrote	Achieved 30 - 100%	% Achieved at 30% and Above	Total Wrote	Achieved 30 - 100%	% Achieved at 30% and Above
CAPRICORN NORTH	MAHLABELA SECONDARY	7041304	2024	2				18	17	94.4					37	37	100.0	37	35	94.6				37	34	91.9	16	16	100.0	21	12	57.1	19	16	84.2		
		7041304	2023	2				21	18	85.7					40	40	100.0	40	37	92.5				40	37	92.5	19	19	100.0	21	14	66.7	19	18	94.7		
	MAHLASE SENIOR SECONDARY	7043402	2024	1	10	8	80.0	32	27	84.4	69	42	60.9	10	9	90.0	101	101	100.0	59	40	67.8	59	45	76.3	32	24	75.0	59	47	79.7	42	23	54.8	32	22	68.8
		7043402	2023	1	25	17	68.0	24	24	100.0	89	70	78.7	89	68	76.4	113	113	100.0				64	53	82.8	24	24	100.0	87	65	74.7	26	26	100.0	24	24	100.0
	MAHOAI HIGH	7042105	2024	2				159	124	78.0						245	244	99.6	87	57	65.5				165	117	70.9	81	64	79.0	164	83	50.6	163	101	62.0	
		7042105	2023	2				125	109	87.2						178	178	100.0	53	50	94.3				130	119	91.5	46	46	100.0	132	74	56.1	130	115	88.5	
	MAKGATO HIGH	7044204	2024	2				32	28	87.5						32	32	100.0	32	22	68.8				32	28	87.5	22	21	95.5	10	6	60.0				
		7044204	2023	2				38	29	76.3						38	37	97.4	38	27	71.1				38	29	76.3	32	27	84.4	6	0	0.0				
	MAKGETHA SECONDARY	7041502	2024	2	4	4	100.0				23	22	95.7	7	7	100.0	24	24	100.0	13	12	92.3				17	12	70.6	15	13	86.7	9	7	77.8	8	6	75.0
		7041502	2023	2							19	18	94.7	16	13	81.3	32	32	100.0	32	29	90.6				16	10	62.5	28	25	89.3	4	1	25.0	13	8	61.5
	MALEBOHO SENIOR SECONDARY	7043403	2024	1												96	96	100.0	96	83	86.5	40	39	97.5	96	67	69.8	40	38	95.0	56	38	67.9	56	34	60.7	
		7043403	2023	1												77	77	100.0	77	68	88.3	32	26	81.3	77	61	79.2	32	27	84.4	45	34	75.6	45	40	88.9	
	MALUSI SECONDARY	7043302	2024	2	13	12	92.3	35	31	88.6	13	13	100.0	13	13	100.0	70	70	100.0	21	18	85.7	21	17	81.0	36	29	80.6	21	17	81.0	49	23	46.9	36	20	55.6
		7043302	2023	2	11	8	72.7	45	42	93.3	11	8	72.7	37	26	70.3	82	82	100.0	26	22	84.6	26	23	88.5	45	32	71.1	26	20	76.9	55	10	18.2	45	20	44.4
	MAMMOKA SECONDARY	7043501	2024	1	12	10	83.3	43	39	90.7	10	10	100.0	10	9	90.0	128	127	99.2	73	52	71.2	73	61	83.6	118	82	69.5	76	60	78.9	52	34	65.4	45	26	57.8
		7043501	2023	1	11	9	81.8	40	38	95.0	11	9	81.8	12	10	83.3	85	85	100.0	34	33	97.1	34	34	100.0	73	66	90.4	47	45	95.7	38	31	81.6	40	26	65.0
	MAMOCHOKO SECONDARY SCHOOL	7041108	2024	2				19	19	100.0						26	26	100.0	26	26	100.0				26	25	96.2	11	11	100.0	15	8	53.3	7	7	100.0	
		7041108	2023	2				23	23	100.0						26	26	100.0	26	26	100.0				26	26	100.0				25	5	20.0	3	3	100.0	
MAMODUWANE SECONDARY	7043105	2024	2				18	13	72.2						18	18	100.0	18	15	83.3				18	12	66.7	13	9	69.2	5	2	40.0					
	7043105	2023	2				18	15	83.3						18	18	100.0	18	15	83.3				18	11	61.1	10	9	90.0	8	4	50.0					



Province Districts	Centre Name	Centre Number	Exam Date	Quintile	Accounting			Agricultural Sciences			Business Studies			Economics			English First Additional Language			Geography			History			Life Sciences			Mathematical Literacy			Mathematics			Physical Sciences		
					Total Wrote	Achieved 30 - 100%	% Achieved at 30% and Above	Total Wrote	Achieved 30 - 100%	% Achieved at 30% and Above	Total Wrote	Achieved 30 - 100%	% Achieved at 30% and Above	Total Wrote	Achieved 30 - 100%	% Achieved at 30% and Above	Total Wrote	Achieved 30 - 100%	% Achieved at 30% and Above	Total Wrote	Achieved 30 - 100%	% Achieved at 30% and Above	Total Wrote	Achieved 30 - 100%	% Achieved at 30% and Above	Total Wrote	Achieved 30 - 100%	% Achieved at 30% and Above	Total Wrote	Achieved 30 - 100%	% Achieved at 30% and Above	Total Wrote	Achieved 30 - 100%	% Achieved at 30% and Above	Total Wrote	Achieved 30 - 100%	% Achieved at 30% and Above
CAPRICORN NORTH	MASOKA SECONDARY	7043205	2024	1							13	7	53.8	23	23	100.0	23	23	100.0							23	22	95.7	10	7	70.0	13	10	76.9	10	9	90.0
		7043205	2023	1							6	3	50.0	29	24	82.8	29	29	100.0							29	17	58.6	6	3	50.0	23	4	17.4	23	13	56.5
	MATHABATHA SECONDARY	7041102	2024	2				26	23	88.5							26	26	100.0	16	15	93.8				26	16	61.5	15	15	100.0	11	5	45.5	10	6	60.0
		7041102	2023	2				16	12	75.0	13	12	92.3				16	16	100.0							16	7	43.8	10	8	80.0	6	2	33.3	3	3	100.0
	MATHEW PHOSA SECONDARY SCHOOL	7042509	2024	2	27	26	96.3	119	115	96.6	27	27	100.0	27	26	96.3	146	146	100.0							119	115	96.6				146	85	58.2	119	105	88.2
		7042509	2023	2	24	20	83.3	113	100	88.5	24	24	100.0	24	23	95.8	137	137	100.0							113	101	89.4				137	72	52.6	113	85	75.2
	MATHIPA MAKGATO SECONDARY	7043201	2024	1	9	2	22.2	60	36	60.0	9	6	66.7	9	5	55.6	73	73	100.0	41	26	63.4	32	17	53.1	32	27	84.4	46	21	45.7	27	14	51.9	27	13	48.1
		7043201	2023	1	7	6	85.7	44	34	77.3	7	7	100.0	7	7	100.0	52	50	96.2	17	11	64.7	12	8	66.7	33	25	75.8	19	14	73.7	33	20	60.6	29	16	55.2
	MATSUOKWANE SECONDARY	7043111	2024	1				52	52	100.0							52	52	100.0	36	36	100.0				52	49	94.2	36	36	100.0	17	16	94.1	16	14	87.5
		7043111	2023	1				33	33	100.0							33	33	100.0	13	13	100.0				33	32	97.0	13	13	100.0	20	20	100.0	20	19	95.0
	MATSWAKE SECONDARY	7043306	2024	1				29	28	96.6							57	57	100.0	28	21	75.0	28	21	75.0	29	28	96.6	28	24	85.7	29	14	48.3	10	7	70.0
		7043306	2023	1				45	32	71.1				31	26	83.9	76	76	100.0	20	18	90.0	30	28	93.3	45	28	62.2	31	27	87.1	45	12	26.7	22	12	54.5
	MMAKGABO SENIOR SECONDARY	7041203	2024	2				72	65	90.3	34	24	70.6	14	8	57.1	106	106	100.0							72	51	70.8	74	62	83.8	32	25	78.1	21	20	95.2
		7041203	2023	2				57	48	84.2	29	22	75.9	15	14	93.3	86	85	98.8							56	37	66.1	49	41	83.7	37	26	70.3	29	23	79.3
	MMALOTLO SENIOR SECONDARY	7042504	2023	1				22	21	95.5							28	28	100.0	28	28	100.0				28	25	89.3				28	8	28.6	6	6	100.0
	MMAMEHLABE SENIOR SECONDARY	7042209	2024	2				41	41	100.0							41	41	100.0	36	35	97.2				41	41	100.0	34	34	100.0	7	7	100.0	5	5	100.0
		7042209	2023	2				46	44	95.7							46	46	100.0	38	37	97.4				46	43	93.5	37	37	100.0	9	9	100.0	8	8	100.0
	MMAMOLOPE SENIOR SECONDARY	7042214	2024	2	46	43	93.5	21	18	85.7	36	36	100.0	36	35	97.2	84	84	100.0	18	16	88.9				48	43	89.6	35	34	97.1	49	37	75.5	47	41	87.2
		7042301	2023	2	50	42	84.0	27	20	74.1	38	37	97.4	38	36	94.7	93	93	100.0	25	18	72.0				55	41	74.5	55	45	81.8	38	28	73.7	46	40	87.0

Province Districts	Centre Name	Centre Number	Exam Date	Quintile	Accounting			Agricultural Sciences			Business Studies			Economics			English First Additional Language			Geography			History			Life Sciences			Mathematical Literacy			Mathematics			Physical Sciences			
					Total Wrote	Achieved 30 - 100%	% Achieved at 30% and Above	Total Wrote	Achieved 30 - 100%	% Achieved at 30% and Above	Total Wrote	Achieved 30 - 100%	% Achieved at 30% and Above	Total Wrote	Achieved 30 - 100%	% Achieved at 30% and Above	Total Wrote	Achieved 30 - 100%	% Achieved at 30% and Above	Total Wrote	Achieved 30 - 100%	% Achieved at 30% and Above	Total Wrote	Achieved 30 - 100%	% Achieved at 30% and Above	Total Wrote	Achieved 30 - 100%	% Achieved at 30% and Above	Total Wrote	Achieved 30 - 100%	% Achieved at 30% and Above	Total Wrote	Achieved 30 - 100%	% Achieved at 30% and Above	Total Wrote	Achieved 30 - 100%	% Achieved at 30% and Above	
					CAPRICORN NORTH	MMANKOGAEDUPE SECONDARY	7042207	2024	2				29	28	96.6					29	29	100.0	20	20	100.0				29	28	96.6	20	18	90.0	9	7	77.8	9
		7042207	2023	2				24	23	95.8					24	24	100.0	18	18	100.0				24	24	100.0	16	16	100.0	8	8	100.0	6	6	100.0			
	MMANTSHAKO SECONDARY	7043107	2024	1											23	23	100.0	23	15	65.2	11	5	45.5	23	15	65.2	11	9	81.8	12	8	66.7	12	11	91.7			
		7043107	2023	1											27	27	100.0	27	24	88.9	13	6	46.2	27	24	88.9	13	10	76.9	14	6	42.9	14	14	100.0			
	MMATSELA HIGH	7043104	2024	2				20	16	80.0					12	7	58.3	20	20	100.0				19	11	57.9	9	7	77.8	11	9	81.8	7	7	100.0			
		7043104	2023	2	3	3	100.0	29	28	96.6					6	5	83.3	29	29	100.0				26	24	92.3	2	2	100.0	27	23	85.2	23	22	95.7			
	MMATSHIPI SENIOR SECONDARY	7041401	2024	2				50	49	98.0					55	55	100.0	55	52	94.5				55	53	96.4	49	45	91.8	6	6	100.0	4	4	100.0			
		7041401	2023	2	3	3	100.0	59	59	100.0					64	64	100.0	61	61	100.0				64	63	98.4	55	55	100.0	9	6	66.7	5	5	100.0			
	MOCHEDI HIGH	7041503	2024	2				59	49	83.1					59	59	100.0	33	25	75.8				59	39	66.1	33	28	84.8	26	12	46.2	26	18	69.2			
		7041503	2023	2				77	44	57.1					77	77	100.0	21	11	52.4				77	32	41.6	21	19	90.5	56	11	19.6	56	14	25.0			
	MODUMELA SECONDARY	7042410	2024	2											18	15	83.3	18	18	100.0				18	13	72.2				18	6	33.3	18	12	66.7			
		7042410	2023	2											20	19	95.0	20	20	100.0				20	15	75.0	6	5	83.3	14	3	21.4	20	12	60.0			
	MOHLAKENG COMBINED SCHOOL	7043512	2024	1				46	46	100.0					46	46	100.0	26	26	100.0				46	45	97.8	26	26	100.0	20	16	80.0	20	16	80.0			
		7043512	2023	1				29	29	100.0					29	29	100.0	20	17	85.0				29	28	96.6	20	19	95.0	9	2	22.2	9	8	88.9			
	MOKOMENE HIGH	7044104	2024	3											63	63	100.0	39	35	89.7				39	34	87.2				37	24	64.9	36	27	75.0			
		7044104	2023	3											87	87	100.0	53	44	83.0				53	39	73.6				53	17	32.1	53	30	56.6			
	MOLOKO SENIOR SECONDARY	7043504	2024	1											15	5	33.3	31	31	100.0	31	24	77.4				31	20	64.5	15	11	73.3	16	7	43.8	16	9	56.3
		7043504	2023	1											26	26	100.0	26	16	61.5				26	9	34.6				26	5	19.2	26	3	11.5			
	MONYONG SECONDARY	7041208	2024	3				77	61	79.2					122	122	100.0	122	109	89.3				121	97	80.2	52	42	80.8	70	45	64.3	44	30	68.2			
		7041208	2023	3				72	49	68.1					111	111	100.0	111	97	87.4				111	80	72.1	45	33	73.3	66	27	40.9	39	31	79.5			

Province Districts	Centre Name	Centre Number	Exam Date	Quintile	Accounting			Agricultural Sciences			Business Studies			Economics			English First Additional Language			Geography			History			Life Sciences			Mathematical Literacy			Mathematics			Physical Sciences			
					Total Wrote	Achieved 30 - 100%	% Achieved at 30% and Above	Total Wrote	Achieved 30 - 100%	% Achieved at 30% and Above	Total Wrote	Achieved 30 - 100%	% Achieved at 30% and Above	Total Wrote	Achieved 30 - 100%	% Achieved at 30% and Above	Total Wrote	Achieved 30 - 100%	% Achieved at 30% and Above	Total Wrote	Achieved 30 - 100%	% Achieved at 30% and Above	Total Wrote	Achieved 30 - 100%	% Achieved at 30% and Above	Total Wrote	Achieved 30 - 100%	% Achieved at 30% and Above	Total Wrote	Achieved 30 - 100%	% Achieved at 30% and Above	Total Wrote	Achieved 30 - 100%	% Achieved at 30% and Above	Total Wrote	Achieved 30 - 100%	% Achieved at 30% and Above	
					CAPRICORN NORTH	MOREBENG HIGH SCHOOL	7044106	2024	1										36	26	72.2	53	53	100.0	53	46	86.8				53	37	69.8	36	28	77.8	17	13
		7044106	2023	1						26	22	84.6	43	26	60.5	71	71	100.0	71	58	81.7				45	42	93.3	44	35	79.5	27	16	59.3	28	26	92.9		
	MOSHIDI SECONDARY	7041306	2024	2				48	46	95.8						48	48	100.0	37	37	100.0				48	46	95.8	33	33	100.0	15	10	66.7	11	10	90.9		
		7041306	2023	2				36	34	94.4						36	36	100.0	25	24	96.0				36	30	83.3	21	21	100.0	15	11	73.3	11	8	72.7		
	MOSHOKOA SECONDARY	7043109	2024	1	7	6	85.7	62	53	85.5	7	7	100.0	7	7	100.0	73	73	100.0	41	29	70.7	4	3	75.0	66	52	78.8	38	35	92.1	35	26	74.3	25	23	92.0	
		7043109	2023	1	10	10	100.0	74	58	78.4	10	10	100.0	10	10	100.0	91	90	98.9	53	41	77.4	7	7	100.0	81	61	75.3	52	46	88.5	39	33	84.6	28	28	100.0	
	MOSHUBABA SECONDARY	7041104	2024	2				24	19	79.2	23	20	87.0				64	64	100.0	64	52	81.3				51	28	54.9	50	39	78.0	15	10	66.7	11	11	100.0	
		7041104	2023	2	5	5	100.0	17	14	82.4	30	29	96.7	9	9	100.0	77	77	100.0	67	58	86.6				66	46	69.7	54	50	92.6	23	11	47.8	15	13	86.7	
	MOSONYA SECONDARY	7042307	2023	2							9	9	100.0	19	16	84.2	25	25	100.0	16	15	93.8				25	20	80.0	18	17	94.4	7	6	85.7	6	6	100.0	
	MOSONYA SECONDARY SCHOOL	7042215	2024	2							12	12	100.0	22	22	100.0	27	27	100.0	15	15	100.0				27	26	96.3	22	22	100.0	5	5	100.0	5	5	100.0	
	MOTLALAOHLE SECONDARY	7044206	2024	2	13	12	92.3	123	120	97.6	13	13	100.0	13	12	92.3	172	172	100.0	113	112	99.1				159	142	89.3	77	76	98.7	95	73	76.8	82	78	95.1	
		7044206	2023	2	20	13	65.0	169	152	89.9	20	13	65.0	20	14	70.0	219	219	100.0	159	144	90.6				199	164	82.4	135	113	83.7	84	64	76.2	70	65	92.9	
	MOTLISHI SECONDARY	7042205	2024	2	21	7	33.3				28	24	85.7	22	17	77.3	43	43	100.0	22	20	90.9				21	18	85.7	26	18	69.2	17	11	64.7	15	14	93.3	
		7042205	2023	2	14	10	71.4				23	16	69.6	18	11	61.1	46	46	100.0	32	26	81.3				28	9	32.1	19	15	78.9	27	7	25.9	23	11	47.8	
	MPATAPATA SECONDARY	7042505	2024	2	18	18	100.0				18	18	100.0	18	18	100.0	18	18	100.0																			
		7042505	2023	2	24	23	95.8				24	23	95.8	24	23	95.8	24	24	100.0																			
	MPHELA SECONDARY	7043509	2024	1	13	12	92.3	25	23	92.0				38	36	94.7	38	38	100.0							38	34	89.5	25	24	96.0	13	9	69.2				
		7043509	2023	1	16	14	87.5	23	23	100.0				23	22	95.7	39	39	100.0							39	37	94.9	23	22	95.7	16	9	56.3	16	8	50.0	
	MPHENGWA SECONDARY	7043106	2024	1				46	44	95.7							46	46	100.0	18	17	94.4				46	44	95.7	18	17	94.4	28	27	96.4	28	25	89.3	
		7043106	2023	1				44	42	95.5							44	44	100.0	25	23	92.0				44	40	90.9	25	23	92.0	19	17	89.5	19	15	78.9	

Province Districts	Centre Name	Centre Number	Exam Date	Quintile	Accounting			Agricultural Sciences			Business Studies			Economics			English First Additional Language			Geography			History			Life Sciences			Mathematical Literacy			Mathematics			Physical Sciences		
					Total Wrote	Achieved 30 - 100%	% Achieved at 30% and Above	Total Wrote	Achieved 30 - 100%	% Achieved at 30% and Above	Total Wrote	Achieved 30 - 100%	% Achieved at 30% and Above	Total Wrote	Achieved 30 - 100%	% Achieved at 30% and Above	Total Wrote	Achieved 30 - 100%	% Achieved at 30% and Above	Total Wrote	Achieved 30 - 100%	% Achieved at 30% and Above	Total Wrote	Achieved 30 - 100%	% Achieved at 30% and Above	Total Wrote	Achieved 30 - 100%	% Achieved at 30% and Above	Total Wrote	Achieved 30 - 100%	% Achieved at 30% and Above	Total Wrote	Achieved 30 - 100%	% Achieved at 30% and Above	Total Wrote	Achieved 30 - 100%	% Achieved at 30% and Above
					CAPRICORN NORTH	MPHETHANTSHA HIGH	7041205	2024	2	17	15	88.2							20	17	85.0	40	40	100.0	22	20	90.9				39	23	59.0	20	20	100.0	19
		7041205	2023	2										14	14	100.0	25	25	100.0	24	21	87.5				23	13	56.5	14	13	92.9	11	5	45.5	10	8	80.0
	MY DARLING SENIOR SECONDARY	7043502	2024	1	13	11	84.6	38	35	92.1	21	19	90.5	35	31	88.6	51	51	100.0							30	30	100.0	35	33	94.3	16	6	37.5	16	10	62.5
		7043502	2023	1	5	5	100.0	38	38	100.0	11	11	100.0	24	19	79.2	43	43	100.0							32	29	90.6	23	23	100.0	20	8	40.0	19	13	68.4
	NAKEDI SECONDARY	7043202	2024	1	1	1	100.0	67	65	97.0							68	68	100.0				26	24	92.3	68	57	83.8	26	26	100.0	42	30	71.4	42	25	59.5
		7043202	2023	1	7	5	71.4	18	18	100.0	7	6	85.7	7	6	85.7	25	25	100.0				6	6	100.0	18	13	72.2	10	9	90.0	15	8	53.3	12	6	50.0
	NARE SENIOR SECONDARY	7041107	2024	2	34	31	91.2	23	23	100.0	34	34	100.0	34	28	82.4	108	108	100.0	52	50	96.2	16	16	100.0	75	60	80.0	80	77	96.3	29	23	79.3	23	22	95.7
		7041107	2023	2	36	34	94.4	37	37	100.0	36	32	88.9	36	34	94.4	127	127	100.0	54	48	88.9	24	22	91.7	91	76	83.5	91	76	83.5	37	31	83.8	37	35	94.6
	NGAKANA SECONDARY	7042107	2024	2				42	34	81.0							78	78	100.0	78	76	97.4				78	53	67.9	42	31	73.8	36	21	58.3	26	23	88.5
		7042107	2023	2				26	22	84.6							44	44	100.0	44	44	100.0				44	32	72.7	23	21	91.3	21	12	57.1	18	16	88.9
	NGWAKWANA SECONDARY	7043207	2024	2				28	28	100.0				8	7	87.5	28	28	100.0							28	26	92.9	8	8	100.0	20	9	45.0	20	18	90.0
		7043207	2023	2				27	26	96.3				12	10	83.3	27	27	100.0							27	23	85.2	12	9	75.0	15	2	13.3	15	13	86.7
	NGWANALLELA HIGH	7042210	2024	1	12	12	100.0							32	24	75.0	32	32	100.0							32	23	71.9	9	9	100.0	23	5	21.7	20	10	50.0
		7042210	2023	1	14	14	100.0							34	30	88.2	34	34	100.0							34	22	64.7	23	22	95.7	11	5	45.5	20	12	60.0
	NKGOPOLENG BAKONE SECONDARY	7042204	2024	2	30	26	86.7	114	114	100.0	30	30	100.0	30	30	100.0	144	144	100.0	73	73	100.0				114	113	99.1	89	88	98.9	55	49	89.1	41	41	100.0
		7042204	2023	2	31	29	93.5	132	128	97.0	31	30	96.8	31	29	93.5	163	163	100.0	91	87	95.6				132	126	95.5	94	91	96.8	69	54	78.3	41	41	100.0
	NTHABISENG SECONDARY	7044105	2024	3							23	22	95.7				41	41	100.0	41	38	92.7				41	29	70.7	23	22	95.7	18	16	88.9	18	17	94.4
		7044105	2023	3							12	11	91.7				32	32	100.0	32	26	81.3				32	20	62.5	11	9	81.8	21	17	81.0	20	16	80.0
	NTSOSE SECONDARY	7043102	2024	1				24	24	100.0							24	24	100.0	24	24	100.0				24	24	100.0	24	24	100.0						
		7043102	2023	1				20	20	100.0							20	20	100.0	13	13	100.0				20	18	90.0	13	13	100.0	7	5	71.4	7	7	100.0

Province Districts	Centre Name	Centre Number	Exam Date	Quintile	Accounting			Agricultural Sciences			Business Studies			Economics			English First Additional Language			Geography			History			Life Sciences			Mathematical Literacy			Mathematics			Physical Sciences			
					Total Wrote	Achieved 30 - 100%	% Achieved at 30% and Above	Total Wrote	Achieved 30 - 100%	% Achieved at 30% and Above	Total Wrote	Achieved 30 - 100%	% Achieved at 30% and Above	Total Wrote	Achieved 30 - 100%	% Achieved at 30% and Above	Total Wrote	Achieved 30 - 100%	% Achieved at 30% and Above	Total Wrote	Achieved 30 - 100%	% Achieved at 30% and Above	Total Wrote	Achieved 30 - 100%	% Achieved at 30% and Above	Total Wrote	Achieved 30 - 100%	% Achieved at 30% and Above	Total Wrote	Achieved 30 - 100%	% Achieved at 30% and Above	Total Wrote	Achieved 30 - 100%	% Achieved at 30% and Above	Total Wrote	Achieved 30 - 100%	% Achieved at 30% and Above	
					CAPRICORN NORTH	PHAGAMANG SENIOR SECONDARY	7042506	2024	2				54	54	100.0						104	104	100.0	80	72	90.0	50	46	92.0	104	92	88.5	59	52	88.1	45	28	62.2
		7042506	2023	2				49	48	98.0						85	85	100.0	52	45	86.5	36	31	86.1	85	79	92.9	40	34	85.0	45	31	68.9	33	32	97.0		
	PHALA SECONDARY	7042402	2024	2	13	12	92.3	68	66	97.1	21	19	90.5	36	30	83.3	81	81	100.0							60	55	91.7	33	29	87.9	48	39	81.3	45	41	91.1	
		7042402	2023	2	14	8	57.1	81	66	81.5	33	20	60.6	68	52	76.5	95	94	98.9							62	52	83.9	61	49	80.3	34	24	70.6	27	25	92.6	
	PHALATLOU SECONDARY	7041206	2023	2	13	13	100.0									9	9	100.0	13	13	100.0						13	11	84.6	8	8	100.0	5	4	80.0	4	4	100.0
	PHUTI SEOPA SECONDARY	7042108	2023	2												11	11	100.0	11	9	81.8						11	9	81.8	6	5	83.3	5	1	20.0	4	3	75.0
	RADIKOGBETHE SECONDARY	7043408	2024	1	50	48	96.0	88	76	86.4	50	49	98.0	50	41	82.0	138	138	100.0	38	36	94.7				88	77	87.5	85	84	98.8	53	39	73.6	50	36	72.0	
		7043408	2023	1	18	18	100.0	57	57	100.0	18	18	100.0	18	17	94.4	75	75	100.0	25	25	100.0				57	57	100.0	43	43	100.0	32	32	100.0	32	32	100.0	
	RADIPITSI SECONDARY SCHOOL	7041511	2024	2	9	3	33.3				9	7	77.8	9	4	44.4	9	9	100.0									9	5	55.6								
		7041511	2023	2	11	8	72.7				11	9	81.8	11	9	81.8	11	11	100.0									11	11	100.0								
	RADIRA SECONDARY	7043405	2024	1	28	24	85.7	23	23	100.0	30	30	100.0	36	36	100.0	51	51	100.0							21	21	100.0	30	30	100.0	21	12	57.1	15	15	100.0	
		7043405	2023	1	15	6	40.0	30	28	93.3	19	18	94.7	26	26	100.0	45	45	100.0							26	25	96.2	19	19	100.0	26	16	61.5	19	19	100.0	
	RAKGARI HIGH SCHOOL	7043515	2024	1				19	17	89.5						19	19	100.0	19	16	84.2						19	14	73.7	19	19	100.0						
		7043515	2023	1				10	9	90.0						10	10	100.0	10	9	90.0						10	8	80.0	10	9	90.0						
	RALEKWALANA SECONDARY	7043301	2024	2	12	11	91.7				12	12	100.0	48	37	77.1	63	63	100.0	51	46	90.2	36	31	86.1	15	15	100.0	36	28	77.8	27	9	33.3	15	9	60.0	
		7043301	2023	2	12	10	83.3				12	10	83.3	59	43	72.9	90	90	100.0	78	70	89.7	47	39	83.0	31	31	100.0	47	36	76.6	43	22	51.2	31	24	77.4	
	RAMATEMA SECONDARY	7043310	2024	2												41	41	100.0	41	33	80.5	31	19	61.3	41	29	70.7	31	29	93.5	10	8	80.0	10	9	90.0		
		7043310	2023	2												39	39	100.0	39	26	66.7	33	24	72.7	39	12	30.8	33	30	90.9	6	4	66.7	6	6	100.0		



Province Districts	Centre Name	Centre Number	Exam Date	Quintile	Accounting			Agricultural Sciences			Business Studies			Economics			English First Additional Language			Geography			History			Life Sciences			Mathematical Literacy			Mathematics			Physical Sciences		
					Total Wrote	Achieved 30 - 100%	% Achieved at 30% and Above	Total Wrote	Achieved 30 - 100%	% Achieved at 30% and Above	Total Wrote	Achieved 30 - 100%	% Achieved at 30% and Above	Total Wrote	Achieved 30 - 100%	% Achieved at 30% and Above	Total Wrote	Achieved 30 - 100%	% Achieved at 30% and Above	Total Wrote	Achieved 30 - 100%	% Achieved at 30% and Above	Total Wrote	Achieved 30 - 100%	% Achieved at 30% and Above	Total Wrote	Achieved 30 - 100%	% Achieved at 30% and Above	Total Wrote	Achieved 30 - 100%	% Achieved at 30% and Above	Total Wrote	Achieved 30 - 100%	% Achieved at 30% and Above	Total Wrote	Achieved 30 - 100%	% Achieved at 30% and Above
					CAPRICORN NORTH	RAMOHLAKANA SECONDARY	7043510	2024	1				39	31	79.5							49	49	100.0	49	45	91.8				49	34	69.4	36	34	94.4	13
		7043510	2023	1				40	33	82.5							49	49	100.0	49	44	89.8				49	34	69.4	38	36	94.7	11	7	63.6	9	7	77.8
	RAMOTSHABI SECONDARY	7042507	2024	2	11	8	72.7	11	11	100.0	11	9	81.8	22	19	86.4	45	45	100.0	23	23	100.0				34	32	94.1				45	20	44.4	23	16	69.6
		7042507	2023	2	22	14	63.6				22	17	77.3	44	31	70.5	44	44	100.0							22	13	59.1				44	16	36.4	22	11	50.0
	RAMPO HIGH	7044207	2024	2	12	9	75.0										36	36	100.0	24	20	83.3	20	16	80.0	36	24	66.7	20	18	90.0	16	14	87.5	16	15	93.8
		7044207	2023	2	8	4	50.0										37	37	100.0	29	25	86.2	25	18	72.0	37	23	62.2	25	19	76.0	12	11	91.7	12	12	100.0
	RAPETSWA SECONDARY	7043507	2024	1				10	10	100.0							10	10	100.0	10	10	100.0				10	10	100.0	10	9	90.0						
		7043507	2023	1				13	13	100.0							13	13	100.0	13	13	100.0				13	11	84.6	9	9	100.0	4	0	0.0			
	RAPHATLHA SECONDARY	7043308	2024	1				9	9	100.0							21	21	100.0	16	14	87.5	12	6	50.0	21	14	66.7	15	13	86.7	6	3	50.0	5	4	80.0
		7043308	2023	1				14	10	71.4							31	31	100.0	28	23	82.1	17	9	52.9	31	8	25.8	27	22	81.5	4	1	25.0	3	2	66.7
	RASEKGALA SECONDARY	7043412	2024	1													37	37	100.0	37	31	83.8	20	17	85.0	37	32	86.5	20	19	95.0	17	10	58.8	17	15	88.2
		7043412	2023	1													47	47	100.0	47	28	59.6	29	20	69.0	47	15	31.9	29	20	69.0	18	6	33.3	18	15	83.3
	RASEMA SECONDARY	7044208	2024	2	14	14	100.0				27	27	100.0	26	23	88.5	42	42	100.0	28	25	89.3				16	14	87.5	13	11	84.6	29	16	55.2	15	14	93.3
		7044208	2023	2	35	31	88.6							37	24	64.9	81	81	100.0	46	31	67.4	46	36	78.3	44	36	81.8	46	30	65.2	35	18	51.4	35	29	82.9
	SCHOONGEZICHT HIGH	7042508	2024	2				72	72	100.0	25	25	100.0				72	72	100.0							72	66	91.7	18	17	94.4	54	50	92.6	47	46	97.9
		7042508	2023	2				57	54	94.7	22	19	86.4				57	57	100.0							57	46	80.7				57	41	71.9	35	35	100.0
	SEALE SECONDARY	7044108	2024	3	11	9	81.8				35	29	82.9	11	11	100.0	52	52	100.0	41	36	87.8				41	32	78.0	18	18	100.0	34	18	52.9	17	17	100.0
		7044108	2023	3	33	15	45.5				46	33	71.7	33	20	60.6	73	73	100.0	40	37	92.5				40	29	72.5	36	25	69.4	37	16	43.2	27	16	59.3
	SEFOLOKO SECONDARY	7044107	2024	3	24	17	70.8				24	24	100.0	51	37	72.5	113	113	100.0	89	84	94.4				89	63	70.8	26	26	100.0	87	45	51.7	62	34	54.8
		7044107	2023	3	33	18	54.5				33	28	84.8	76	42	55.3	208	207	99.5	175	143	81.7				175	98	56.0	43	25	58.1	165	61	37.0	132	69	52.3

Province Districts	Centre Name	Centre Number	Exam Date	Quintile	Accounting			Agricultural Sciences			Business Studies			Economics			English First Additional Language			Geography			History			Life Sciences			Mathematical Literacy			Mathematics			Physical Sciences		
					Total Wrote	Achieved 30 - 100%	% Achieved at 30% and Above	Total Wrote	Achieved 30 - 100%	% Achieved at 30% and Above	Total Wrote	Achieved 30 - 100%	% Achieved at 30% and Above	Total Wrote	Achieved 30 - 100%	% Achieved at 30% and Above	Total Wrote	Achieved 30 - 100%	% Achieved at 30% and Above	Total Wrote	Achieved 30 - 100%	% Achieved at 30% and Above	Total Wrote	Achieved 30 - 100%	% Achieved at 30% and Above	Total Wrote	Achieved 30 - 100%	% Achieved at 30% and Above	Total Wrote	Achieved 30 - 100%	% Achieved at 30% and Above	Total Wrote	Achieved 30 - 100%	% Achieved at 30% and Above	Total Wrote	Achieved 30 - 100%	% Achieved at 30% and Above
					CAPRICORN NORTH	SEIKGONI SECONDARY	7043508	2024	1							12	11	91.7	18	17	94.4	18	18	100.0							18	17	94.4	12	12	100.0	6
		7043508	2023	1										11	10	90.9	11	11	100.0							11	10	90.9	6	5	83.3	5	3	60.0	11	7	63.6
	SEIPHI SECONDARY	7043406	2024	1	17	17	100.0									38	38	100.0	21	21	100.0	21	21	100.0	38	35	92.1	21	16	76.2	17	14	82.4	17	17	100.0	
		7043406	2023	1	21	21	100.0									40	40	100.0	19	19	100.0	19	19	100.0	40	34	85.0	33	31	93.9	7	7	100.0	21	21	100.0	
	SEIPONE SECONDARY	7041410	2024	2	7	7	100.0				27	25	92.6	7	6	85.7	41	41	100.0	34	24	70.6				34	19	55.9	21	19	90.5	20	15	75.0	14	6	42.9
		7041410	2023	2	7	5	71.4				13	11	84.6	7	6	85.7	33	33	100.0	26	25	96.2				26	20	76.9	20	17	85.0	13	12	92.3	20	10	50.0
	SEKELEKA SENIOR SECONDARY	7043410	2024	2	17	9	52.9	19	15	78.9	17	17	100.0	18	11	61.1	37	35	94.6				14	13	92.9	20	16	80.0	31	25	80.6	6	4	66.7	6	5	83.3
		7043410	2023	2	25	13	52.0				25	19	76.0	42	28	66.7	42	42	100.0							17	14	82.4	33	29	87.9	9	6	66.7	17	8	47.1
	SEKURUWE COMBINED	7042411	2024	2	15	15	100.0	34	29	85.3	15	14	93.3	15	14	93.3	49	49	100.0							34	30	88.2				49	16	32.7	34	24	70.6
		7042411	2023	2	15	15	100.0	31	24	77.4	15	13	86.7	15	13	86.7	46	46	100.0							31	23	74.2				46	19	41.3	31	19	61.3
	SELAMODI SENIOR SECONDARY	7042208	2024	2				63	63	100.0							63	63	100.0	50	50	100.0				63	56	88.9	35	34	97.1	28	15	53.6	13	13	100.0
		7042208	2023	2				72	69	95.8							72	72	100.0	56	54	96.4				72	53	73.6	52	48	92.3	20	16	80.0	16	16	100.0
	SEMANENG SECONDARY	7042109	2024	2				78	60	76.9							78	78	100.0	30	27	90.0				78	53	67.9	51	41	80.4	27	8	29.6	12	9	75.0
		7042109	2023	2				36	25	69.4							67	64	95.5	67	49	73.1				67	49	73.1	31	19	61.3	36	11	30.6	31	21	67.7
	SEOKENG SECONDARY	7041311	2024	2	11	5	45.5	33	23	69.7				7	2	28.6	44	44	100.0	33	32	97.0				37	32	86.5	27	21	77.8	17	10	58.8	11	5	45.5
		7041311	2023	2	11	2	18.2	41	28	68.3				11	7	63.6	59	59	100.0	49	46	93.9				49	46	93.9	36	34	94.4	24	14	58.3	18	17	94.4
	SERIPA SECONDARY	7042408	2024	2							26	18	69.2	33	20	60.6	49	49	100.0	49	42	85.7				23	21	91.3	27	20	74.1	22	7	31.8	16	13	81.3
		7042408	2023	2							21	21	100.0	25	25	100.0	51	51	100.0	51	48	94.1				30	27	90.0	19	19	100.0	32	4	12.5	26	21	80.8
	SESHEGO HIGH	7041201	2024	3				109	69	63.3							167	165	98.8	65	39	60.0				112	62	55.4	62	41	66.1	51	34	66.7	51	34	66.7
		7041201	2023	3	12	8	66.7	59	46	78.0	12	11	91.7	12	10	83.3	136	136	100.0	48	35	72.9				69	43	62.3	47	32	68.1	40	35	87.5	36	36	100.0

Province Districts	Centre Name	Centre Number	Exam Date	Quintile	Accounting			Agricultural Sciences			Business Studies			Economics			English First Additional Language			Geography			History			Life Sciences			Mathematical Literacy			Mathematics			Physical Sciences		
					Total Wrote	Achieved 30 - 100%	% Achieved at 30% and Above	Total Wrote	Achieved 30 - 100%	% Achieved at 30% and Above	Total Wrote	Achieved 30 - 100%	% Achieved at 30% and Above	Total Wrote	Achieved 30 - 100%	% Achieved at 30% and Above	Total Wrote	Achieved 30 - 100%	% Achieved at 30% and Above	Total Wrote	Achieved 30 - 100%	% Achieved at 30% and Above	Total Wrote	Achieved 30 - 100%	% Achieved at 30% and Above	Total Wrote	Achieved 30 - 100%	% Achieved at 30% and Above	Total Wrote	Achieved 30 - 100%	% Achieved at 30% and Above	Total Wrote	Achieved 30 - 100%	% Achieved at 30% and Above	Total Wrote	Achieved 30 - 100%	% Achieved at 30% and Above
					CAPRICORN NORTH	SHAKOLENG SECONDARY	7042409	2024	2	21	20	95.2	24	24	100.0	21	21	100.0	21	21	100.0	45	45	100.0							24	23	95.8	14	13	92.9	31
		7042409	2023	2	18	17	94.4	27	23	85.2	18	17	94.4	18	16	88.9	45	45	100.0							27	22	81.5	27	24	88.9	18	12	66.7	27	22	81.5
	ST BRENDAN'S CATHOLIC SECONDARY	7044209	2024	4	16	16	100.0				20	19	95.0	9	9	100.0	100	100	100.0	84	83	98.8				91	86	94.5	11	11	100.0	89	78	87.6	80	61	76.3
		7044209	2023	4	9	9	100.0				23	22	95.7	5	5	100.0	116	116	100.0	107	99	92.5				111	107	96.4	25	25	100.0	91	80	87.9	93	71	76.3
	TEMA SECONDARY	7043311	2024	2													23	22	95.7	48	48	100.0				48	48	100.0	23	23	100.0	25	24	96.0	25	24	96.0
		7043311	2023	2													20	13	65.0	56	56	100.0				56	53	94.6	17	15	88.2	39	19	48.7	36	30	83.3
	THOKAMPE SECONDARY	7043203	2024	2	5	5	100.0	34	34	100.0	19	19	100.0	5	5	100.0	53	53	100.0	36	36	100.0				34	34	100.0	39	39	100.0	14	12	85.7	12	11	91.7
		7043203	2023	2	8	8	100.0	43	39	90.7	15	14	93.3	8	7	87.5	58	58	100.0	22	21	95.5				42	38	90.5	22	19	86.4	36	24	66.7	28	24	85.7
	TIDIMA HIGH	7044210	2024	2	32	29	90.6	72	68	94.4	32	30	93.8	32	25	78.1	148	148	100.0	115	112	97.4				116	105	90.5	84	76	90.5	63	40	63.5	44	35	79.5
		7044210	2023	2	31	23	74.2	45	45	100.0	31	23	74.2	31	22	71.0	103	103	100.0	72	71	98.6				72	67	93.1	66	60	90.9	37	20	54.1	27	22	81.5
	TLAKALE MASHASHANE SECONDARY	7041405	2024	3	35	34	97.1				115	114	99.1	95	83	87.4	182	182	100.0	147	143	97.3				87	86	98.9	100	87	87.0	82	56	68.3	67	60	89.6
		7041405	2023	3	43	38	88.4				104	83	79.8	103	80	77.7	213	213	100.0	170	153	90.0				110	104	94.5	134	113	84.3	79	56	70.9	110	65	59.1
	TLOU SECONDARY	7042110	2024	2				16	11	68.8							19	19	100.0	19	13	68.4				19	13	68.4	12	9	75.0	7	2	28.6	3	3	100.0
		7042110	2023	2				13	9	69.2							16	16	100.0	16	13	81.3				16	11	68.8	10	8	80.0	6	5	83.3	3	3	100.0
	TLOU-MATOME SECONDARY	7043505	2024	1				31	26	83.9							31	31	100.0	21	21	100.0	21	19	90.5	10	10	100.0	21	19	90.5	10	8	80.0	10	9	90.0
		7043505	2023	1				38	28	73.7							38	38	100.0	18	17	94.4	18	11	61.1	20	19	95.0	18	16	88.9	20	4	20.0	20	12	60.0
	TSHENYANE SECONDARY	7043411	2024	1													26	26	100.0	26	18	69.2	26	24	92.3	26	10	38.5	26	23	88.5						
		7043411	2023	1													14	14	100.0	14	12	85.7	14	14	100.0	14	10	71.4	14	14	100.0						

Province Districts	Centre Name	Centre Number	Exam Date	Quintile	Accounting			Agricultural Sciences			Business Studies			Economics			English First Additional Language			Geography			History			Life Sciences			Mathematical Literacy			Mathematics			Physical Sciences		
					Total Wrote	Achieved 30 - 100%	% Achieved at 30% and Above	Total Wrote	Achieved 30 - 100%	% Achieved at 30% and Above	Total Wrote	Achieved 30 - 100%	% Achieved at 30% and Above	Total Wrote	Achieved 30 - 100%	% Achieved at 30% and Above	Total Wrote	Achieved 30 - 100%	% Achieved at 30% and Above	Total Wrote	Achieved 30 - 100%	% Achieved at 30% and Above	Total Wrote	Achieved 30 - 100%	% Achieved at 30% and Above	Total Wrote	Achieved 30 - 100%	% Achieved at 30% and Above	Total Wrote	Achieved 30 - 100%	% Achieved at 30% and Above	Total Wrote	Achieved 30 - 100%	% Achieved at 30% and Above			
					CAPRICORN NORTH	TSHUKUTSWE HIGH	7042212	2024	2				30	29	96.7							30	30	100.0	20	16	80.0				30	28	93.3	20	19	95.0	10
	7042212	2023	2					35	24	68.6							36	34	94.4	25	15	60.0				36	21	58.3	25	22	88.0	11	8	72.7	11	7	63.6
TUMAKGOLE SENIOR	7043506	2024	1	36		29	80.6							40	40	100.0	32	29	90.6							40	31	77.5	28	28	100.0	12	11	91.7	12	9	75.0
	7043506	2023	1	50		38	76.0							50	50	100.0										50	37	74.0	42	42	100.0	8	5	62.5	50	22	44.0
VP MANTHATA SENIOR SECONDARY	7042406	2024	2	7		5	71.4	60	51	85.0	15	14	93.3	15	11	73.3	70	70	100.0	27	22	81.5				55	41	74.5	32	23	71.9	38	17	44.7	31	18	58.1
	7042406	2023	2	7		4	57.1	98	73	74.5	16	14	87.5	16	12	75.0	105	105	100.0	41	24	58.5				90	38	42.2	50	32	64.0	56	16	28.6	49	19	38.8
CAPRICORN SOUTH	BAPHUTHENG SECONDARY	7033402	2024	3	28	25	89.3	37	29	78.4	20	20	100.0	65	65	100.0	65	65	100.0										45	44	97.8	20	19	95.0			
		7033402	2023	3	21	20	95.2	41	36	87.8	62	59	95.2	62	53	85.5	62	62	100.0										49	47	95.9	13	11	84.6			
	BJATLADI HIGH	7033310	2024	2	14	8	57.1	92	67	72.8	35	28	80.0	67	49	73.1	127	127	100.0							60	40	66.7	92	78	84.8	35	15	42.9	25	14	56.0
		7033310	2023	2	2	2	100.0	50	25	50.0				24	15	62.5	50	50	100.0							26	11	42.3	32	23	71.9	18	8	44.4	18	9	50.0
	BOIKHUTSONG SENIOR SECONDARY	7032102	2024	1				49	43	87.8							49	49	100.0	36	26	72.2				49	41	83.7	31	30	96.8	18	15	83.3	13	12	92.3
		7032102	2023	1				44	38	86.4							44	44	100.0	27	24	88.9				44	37	84.1	22	20	90.9	22	15	68.2	17	15	88.2
	BOKAMOSO SENIOR SECONDARY	7034113	2024	3	33	32	97.0				37	35	94.6	37	32	86.5	159	159	100.0	103	101	98.1				103	87	84.5	42	41	97.6	117	79	67.5	104	57	54.8
		7034113	2023	3	30	20	66.7				30	30	100.0	30	29	96.7	162	162	100.0	108	107	99.1				108	102	94.4	50	47	94.0	112	97	86.6	132	79	59.8
	BOSHEGO HIGH	7033412	2024	3				50	44	88.0							58	58	100.0	58	50	86.2				58	36	62.1	44	40	90.9	14	11	78.6	8	7	87.5
		7033412	2023	3				32	19	59.4							44	44	100.0	44	38	86.4				44	31	70.5	29	27	93.1	15	8	53.3	12	10	83.3
CAPRICORN HIGH	7034104	2024	5	49	47	95.9				154	143	92.9	103	77	74.8	62	62	100.0	85	84	98.8	21	21	100.0	149	139	93.3	102	98	96.1	187	146	78.1	139	121	87.1	
	7034104	2023	5	52	41	78.8				165	140	84.8	117	89	76.1	58	58	100.0	115	111	96.5	43	43	100.0	172	141	82.0	82	79	96.3	233	132	56.7	161	126	78.3	
CHAKGA SECONDARY	7033112	2023	2				21	20	95.2							31	31	100.0	31	29	93.5				31	26	83.9	16	16	100.0	15	3	20.0	10	6	60.0	

Province Districts	Centre Name	Centre Number	Exam Date	Quintile	Accounting			Agricultural Sciences			Business Studies			Economics			English First Additional Language			Geography			History			Life Sciences			Mathematical Literacy			Mathematics			Physical Sciences		
					Total Wrote	Achieved 30 - 100%	% Achieved at 30% and Above	Total Wrote	Achieved 30 - 100%	% Achieved at 30% and Above	Total Wrote	Achieved 30 - 100%	% Achieved at 30% and Above	Total Wrote	Achieved 30 - 100%	% Achieved at 30% and Above	Total Wrote	Achieved 30 - 100%	% Achieved at 30% and Above	Total Wrote	Achieved 30 - 100%	% Achieved at 30% and Above	Total Wrote	Achieved 30 - 100%	% Achieved at 30% and Above	Total Wrote	Achieved 30 - 100%	% Achieved at 30% and Above	Total Wrote	Achieved 30 - 100%	% Achieved at 30% and Above	Total Wrote	Achieved 30 - 100%	% Achieved at 30% and Above	Total Wrote	Achieved 30 - 100%	% Achieved at 30% and Above
					CAPRICORN SOUTH	CHITA KEKANA SENIOR SECONDARY	7031302	2024	2	13	13	100.0	68	67	98.5	13	13	100.0	13	12	92.3	84	84	100.0	34	34	100.0				71	60	84.5	37	35	94.6	47
		7031302	2023	2	13	8	61.5	79	70	88.6	13	12	92.3	13	12	92.3	103	103	100.0	44	42	95.5				90	75	83.3	34	31	91.2	69	45	65.2	57	28	49.1
	CHUEUE KGOLO SECONDARY	7032305	2024	2				70	60	85.7							107	107	100.0	107	92	86.0				107	81	75.7	52	44	84.6	55	25	45.5	37	23	62.2
		7032305	2023	2				56	39	69.6							108	108	100.0	108	83	76.9				107	81	75.7	47	39	83.0	61	23	37.7	52	31	59.6
	DEREK KOBE SENIOR SECONDARY	7032201	2024	3	11	11	100.0	100	88	88.0	29	26	89.7	27	25	92.6	294	294	100.0	92	78	84.8				195	163	83.6	35	26	74.3	225	134	59.6	198	122	61.6
		7032201	2023	3	17	17	100.0	57	54	94.7	16	16	100.0	16	16	100.0	228	228	100.0	85	80	94.1				151	129	85.4	23	16	69.6	165	106	64.2	151	114	75.5
	DINAO SECONDARY	7032301	2024	2	10	9	90.0	23	20	87.0	10	10	100.0	10	7	70.0	48	48	100.0	38	37	97.4				38	31	81.6	20	17	85.0	28	11	39.3	15	12	80.0
		7032301	2023	2	20	14	70.0	44	41	93.2	20	18	90.0	20	15	75.0	78	78	100.0	58	55	94.8				58	46	79.3	43	41	95.3	35	8	22.9	14	8	57.1
	DITLALEMESO SECONDARY	7033303	2024	3	33	19	57.6				40	37	92.5	82	64	78.0	294	294	100.0	252	241	95.6				212	165	77.8	146	120	82.2	148	67	45.3	81	53	65.4
		7033303	2023	3	36	31	86.1				38	37	97.4	75	52	69.3	277	277	100.0	238	223	93.7				203	153	75.4	109	92	84.4	169	51	30.2	122	59	48.4
	DITSEPU SECONDARY	7032106	2024	2				102	90	88.2	21	20	95.2	21	14	66.7	123	123	100.0	79	76	96.2				102	90	88.2	60	48	80.0	63	45	71.4	44	36	81.8
		7032106	2023	2	13	13	100.0	70	67	95.7	20	20	100.0	20	18	90.0	95	95	100.0	61	59	96.7				75	64	85.3	37	30	81.1	58	29	50.0	26	22	84.6
	DOASHO HIGH	7033209	2024	2													91	91	100.0	91	80	87.9	58	51	87.9	33	29	87.9	58	40	69.0	33	14	42.4	16	15	93.8
		7033209	2023	2							32	27	84.4	29	21	72.4	91	91	100.0	59	53	89.8	43	39	90.7	32	27	84.4	59	41	69.5	32	16	50.0	23	15	65.2
	DRAMS MAKUNYANE SECONDARY	7034204	2024	3	37	19	51.4	62	50	80.6	37	35	94.6	37	34	91.9	98	98	100.0	36	33	91.7	36	31	86.1	26	25	96.2	73	67	91.8	26	24	92.3	26	19	73.1
		7034204	2023	3	27	18	66.7	67	57	85.1	27	26	96.3	27	26	96.3	94	94	100.0	35	33	94.3	35	35	100.0	32	31	96.9	61	56	91.8	33	29	87.9	32	29	90.6
	FLORAPARK COMPREHENSIVE HIGH SCHOOL	7034105	2024	4	46	29	63.0				46	43	93.5	46	43	93.5	213	213	100.0	87	85	97.7				130	100	76.9	86	83	96.5	90	81	90.0	87	76	87.4
		7034105	2023	4	46	37	80.4				46	45	97.8	46	44	95.7	207	207	100.0	101	99	98.0				146	108	74.0	57	56	98.2	150	115	76.7	137	95	69.3
	FRANS MOHLALA SECONDARY SCHOOL	7033312	2024	3	27	21	77.8	94	84	89.4	27	26	96.3	27	26	96.3	137	137	100.0	64	58	90.6	48	48	100.0	62	62	100.0	50	44	88.0	87	53	60.9	62	55	88.7
		7033312	2023	3	35	27	77.1	90	70	77.8	34	32	94.1	35	34	97.1	129	129	100.0	43	35	81.4	43	39	90.7	55	50	90.9	55	42	76.4	74	40	54.1	51	43	84.3

Province Districts	Centre Name	Centre Number	Exam Date	Quintile	Accounting			Agricultural Sciences			Business Studies			Economics			English First Additional Language			Geography			History			Life Sciences			Mathematical Literacy			Mathematics			Physical Sciences		
					Total Wrote	Achieved 30 - 100%	% Achieved at 30% and Above	Total Wrote	Achieved 30 - 100%	% Achieved at 30% and Above	Total Wrote	Achieved 30 - 100%	% Achieved at 30% and Above	Total Wrote	Achieved 30 - 100%	% Achieved at 30% and Above	Total Wrote	Achieved 30 - 100%	% Achieved at 30% and Above	Total Wrote	Achieved 30 - 100%	% Achieved at 30% and Above	Total Wrote	Achieved 30 - 100%	% Achieved at 30% and Above	Total Wrote	Achieved 30 - 100%	% Achieved at 30% and Above	Total Wrote	Achieved 30 - 100%	% Achieved at 30% and Above	Total Wrote	Achieved 30 - 100%	% Achieved at 30% and Above	Total Wrote	Achieved 30 - 100%	% Achieved at 30% and Above
					CAPRICORN SOUTH	GEORGE MORAGULA SECONDARY	7034301	2024	3	1	1	100.0	31	26	83.9					52	52	100.0	51	48	94.1				52	47	90.4	28	20	71.4	24	13	54.2
		7034301	2023	3	8	7	87.5	21	13	61.9				11	8	72.7	54	54	100.0	46	37	80.4				54	44	81.5	28	18	64.3	27	5	18.5	22	18	81.8
	GERSON NTJIE SECONDARY	7033506	2024	2	26	16	61.5	164	138	84.1	26	25	96.2	26	21	80.8	213	213	100.0	89	83	93.3	49	48	98.0	187	166	88.8	137	132	96.4	76	51	67.1	72	49	68.1
		7033506	2023	2	27	15	55.6	111	101	91.0	27	27	100.0	27	25	92.6	174	174	100.0	77	71	92.2	32	32	100.0	147	125	85.0	92	85	92.4	82	51	62.2	76	58	76.3
	HAPPY DAY COMBINED SCHOOL	7034193	2024	99	6	5	83.3				13	13	100.0	14	12	85.7				14	12	85.7				7	5	71.4	12	11	91.7	9	5	55.6	8	3	37.5
		7034193	2023	99	3	3	100.0				8	8	100.0	10	9	90.0				12	11	91.7				7	5	71.4	10	9	90.0	5	3	60.0	4	3	75.0
	HO&R LANDBOUSKOOL KUSCHKE	7034108	2024	5				89	76	85.4					89	89	100.0									72	58	80.6	19	16	84.2	70	31	44.3	43	36	83.7
		7034108	2023	5				109	100	91.7					109	108	99.1									93	70	75.3	16	15	93.8	92	33	35.9	62	45	72.6
	HO&RSKOOL NOORDERLAND	7034102	2024	5	56	53	94.6				80	80	100.0	65	65	100.0	119	119	100.0	97	97	100.0				126	121	96.0	60	60	100.0	157	129	82.2	126	102	81.0
		7034102	2023	5	83	68	81.9				93	89	95.7	75	71	94.7	112	112	100.0	61	58	95.1				101	91	90.1	73	73	100.0	137	117	85.4	101	87	86.1
	HO&RSKOOL PIETERSBURG	7034101	2024	5	81	80	98.8				69	64	92.8	84	81	96.4	204	204	100.0	33	32	97.0				70	63	90.0	100	100	100.0	104	93	89.4	58	49	84.5
		7034101	2023	5	67	56	83.6				107	93	86.9	66	66	100.0	234	234	100.0	75	74	98.7	36	36	100.0	76	70	92.1	130	129	99.2	104	98	94.2	58	53	91.4
	HWITI HIGH	7033301	2024	3											58	58	100.0	58	53	91.4	31	28	90.3	58	38	65.5	31	25	80.6	27	21	77.8	27	25	92.6		
		7033301	2023	3											92	92	100.0	91	76	83.5	58	50	86.2	92	53	57.6	58	44	75.9	34	18	52.9	34	23	67.6		
	JAWEJAWE LEDWABA SECONDARY	7034309	2024	3	2	2	100.0				2	2	100.0	3	3	100.0	38	38	100.0	36	35	97.2				36	26	72.2	22	21	95.5	16	10	62.5	14	14	100.0
		7034309	2023	3	11	5	45.5				13	11	84.6	14	12	85.7	46	45	97.8	35	29	82.9				33	22	66.7	25	21	84.0	21	16	76.2	20	16	80.0
	JK TABANE SECONDARY	7032401	2024	1				48	42	87.5				12	12	100.0	86	85	98.8	38	32	84.2	25	21	84.0	49	43	87.8	59	54	91.5	27	21	77.8	21	21	100.0
		7032401	2023	1				49	41	83.7				15	7	46.7	87	87	100.0	36	33	91.7	8	8	100.0	66	55	83.3	52	41	78.8	35	16	45.7	22	20	90.9
	KABELO COMBINED SCHOOL	7034109	2024	3	8	7	87.5	25	21	84.0	12	12	100.0	12	10	83.3	73	73	100.0	36	28	77.8	22	15	68.2	39	28	71.8	57	48	84.2	16	8	50.0	12	12	100.0
		7034109	2023	3				32	29	90.6					60	60	100.0	28	27	96.4	15	14	93.3	45	36	80.0	40	37	92.5	20	12	60.0	20	16	80.0		

Province Districts	Centre Name	Centre Number	Exam Date	Quintile	Accounting			Agricultural Sciences			Business Studies			Economics			English First Additional Language			Geography			History			Life Sciences			Mathematical Literacy			Mathematics			Physical Sciences		
					Total Wrote	Achieved 30 - 100%	% Achieved at 30% and Above	Total Wrote	Achieved 30 - 100%	% Achieved at 30% and Above	Total Wrote	Achieved 30 - 100%	% Achieved at 30% and Above	Total Wrote	Achieved 30 - 100%	% Achieved at 30% and Above	Total Wrote	Achieved 30 - 100%	% Achieved at 30% and Above	Total Wrote	Achieved 30 - 100%	% Achieved at 30% and Above	Total Wrote	Achieved 30 - 100%	% Achieved at 30% and Above	Total Wrote	Achieved 30 - 100%	% Achieved at 30% and Above	Total Wrote	Achieved 30 - 100%	% Achieved at 30% and Above	Total Wrote	Achieved 30 - 100%	% Achieved at 30% and Above	Total Wrote	Achieved 30 - 100%	% Achieved at 30% and Above
					CAPRICORN SOUTH	KGADIMO SECONDARY	7032506	2024	1				26	12	46.2	13	13	100.0				39	39	100.0							39	10	25.6	33	24	72.7	6
		7032506	2023	1							26	22	84.6	4	2	50.0	25	25	100.0							22	6	27.3	21	13	61.9	5	3	60.0			
	KGAGATLOU SECONDARY	7032405	2024	2	12	10	83.3	46	38	82.6	30	18	60.0	10	10	100.0	166	160	96.4	66	41	62.1				68	61	89.7	68	44	64.7	98	64	65.3	70	39	55.7
		7032405	2023	2				64	56	87.5							182	182	100.0	87	69	79.3				97	79	81.4	55	40	72.7	127	60	47.2	108	70	64.8
	KGAKALA SECONDARY	7031205	2024	1	23	9	39.1	27	25	92.6	23	23	100.0	23	21	91.3	50	50	100.0	14	12	85.7				27	20	74.1	40	38	95.0	10	9	90.0	13	8	61.5
		7031205	2023	1	22	13	59.1	25	24	96.0	22	22	100.0	22	21	95.5	47	47	100.0	10	9	90.0				25	20	80.0	30	29	96.7	17	13	76.5	15	8	53.3
	KGALEMA SENIOR SECONDARY	7032507	2024	1	11	11	100.0				21	19	90.5	24	16	66.7	72	72	100.0	51	46	90.2				48	25	52.1	49	41	83.7	23	14	60.9	19	15	78.9
		7032507	2023	1	8	8	100.0				9	9	100.0	12	11	91.7	54	54	100.0	45	41	91.1				42	31	73.8	39	36	92.3	15	8	53.3	9	8	88.9
	KGWADIAMOLEKE SECONDARY	7032307	2024	2				18	11	61.1							18	18	100.0							18	8	44.4	18	13	72.2						
		7032307	2023	2				14	14	100.0							14	14	100.0							14	14	100.0	14	13	92.9						
	KGWARATLOU HIGH	7032408	2024	1	7	5	71.4	49	41	83.7	21	17	81.0	21	15	71.4	96	96	100.0	26	23	88.5				75	52	69.3	48	37	77.1	48	30	62.5	39	13	33.3
		7032408	2023	1	22	10	45.5	49	40	81.6	24	21	87.5	24	14	58.3	108	107	99.1	34	30	88.2				84	61	72.6	46	31	67.4	62	25	40.3	36	28	77.8
	KHAISO HIGH	7034201	2024	3	33	28	84.8				33	33	100.0	54	54	100.0	150	150	100.0	117	117	100.0	49	49	100.0	65	65	100.0	110	107	97.3	40	36	90.0	37	34	91.9
		7034201	2023	3	38	36	94.7				38	38	100.0	72	70	97.2	153	153	100.0	115	114	99.1	57	57	100.0	55	55	100.0	110	100	90.9	43	37	86.0	32	31	96.9
	KLAAS MOTHAPO SECONDARY SCHOOL	7033512	2024	3	44	33	75.0	125	125	100.0	44	43	97.7	44	28	63.6	303	303	100.0	134	124	92.5	134	131	97.8	125	122	97.6	161	149	92.5	142	97	68.3	125	91	72.8
		7033512	2023	3	45	41	91.1	55	55	100.0	45	43	95.6	45	36	80.0	168	168	100.0	68	65	95.6	68	68	100.0	55	54	98.2	89	79	88.8	79	56	70.9	55	48	87.3
	KOPANO SECONDARY	7032205	2024	3	35	24	68.6	47	27	57.4	35	30	85.7	35	22	62.9	115	114	99.1	79	66	83.5				81	61	75.3	59	33	55.9	57	30	52.6	36	24	66.7
		7032205	2023	3	31	16	51.6	43	23	53.5	31	16	51.6	31	15	48.4	125	124	99.2	94	65	69.1				94	61	64.9	28	12	42.9	97	27	27.8	51	30	58.8
	LEBOWAKGOMO SENIOR SECONDARY	7032207	2024	3										20	17	85.0	43	43	100.0	43	38	88.4				23	22	95.7	27	22	81.5	16	10	62.5	11	7	63.6
		7032207	2023	3										27	12	44.4	64	64	100.0	64	50	78.1				37	28	75.7	45	27	60.0	19	10	52.6	28	14	50.0



Province Districts	Centre Name	Centre Number	Exam Date	Quintile	Accounting			Agricultural Sciences			Business Studies			Economics			English First Additional Language			Geography			History			Life Sciences			Mathematical Literacy			Mathematics			Physical Sciences		
					Total Wrote	Achieved 30 - 100%	% Achieved at 30% and Above	Total Wrote	Achieved 30 - 100%	% Achieved at 30% and Above	Total Wrote	Achieved 30 - 100%	% Achieved at 30% and Above	Total Wrote	Achieved 30 - 100%	% Achieved at 30% and Above	Total Wrote	Achieved 30 - 100%	% Achieved at 30% and Above	Total Wrote	Achieved 30 - 100%	% Achieved at 30% and Above	Total Wrote	Achieved 30 - 100%	% Achieved at 30% and Above	Total Wrote	Achieved 30 - 100%	% Achieved at 30% and Above	Total Wrote	Achieved 30 - 100%	% Achieved at 30% and Above	Total Wrote	Achieved 30 - 100%	% Achieved at 30% and Above	Total Wrote	Achieved 30 - 100%	% Achieved at 30% and Above
					CAPRICORN SOUTH	LEHLAGA SECONDARY	7032303	2024	1				80	71	88.8					148	147	99.3	78	59	75.6				148	115	77.7	59	39	66.1	89	59	66.3
		7032303	2023	1				73	60	82.2					112	111	99.1	45	38	84.4	1	1	100.0	112	87	77.7	39	34	87.2	73	40	54.8	67	58	86.6		
	LEKOTA SENIOR SECONDARY	7033408	2024	3				61	56	91.8			24	22	91.7	61	61	100.0						61	53	86.9	18	16	88.9	43	23	53.5	37	18	48.6		
		7033408	2023	3	9	4	44.4	76	63	82.9	13	9	69.2	31	25	80.6	86	86	100.0						74	49	66.2	24	22	91.7	62	22	35.5	55	24	43.6	
	LERULENG SECONDARY	7033403	2024	3				66	59	89.4					78	78	100.0	78	77	98.7				78	48	61.5	51	47	92.2	27	24	88.9	12	12	100.0		
		7033403	2023	3				53	47	88.7					67	67	100.0	67	66	98.5				67	46	68.7	40	34	85.0	27	20	74.1	14	11	78.6		
	LESHIKISHIKI HIGH	7032103	2024	2	20	14	70.0	47	32	68.1			19	15	78.9	67	66	98.5	35	30	85.7				48	40	83.3	24	20	83.3	43	23	53.5	32	25	78.1	
		7032103	2023	2	20	16	80.0	49	27	55.1			22	15	68.2	69	69	100.0	33	28	84.8				47	36	76.6	33	28	84.8	36	21	58.3	36	26	72.2	
	LUTHULI PARK SCHOOL	7034111	2024	3				52	45	86.5					51	51	100.0	31	29	93.5	31	31	100.0	21	20	95.2	31	28	90.3	21	11	52.4	21	12	57.1		
		7034111	2023	3				39	30	76.9					39	39	100.0	21	20	95.2	21	21	100.0	18	17	94.4	21	20	95.2	18	14	77.8	18	17	94.4		
	MACHAKA ROBERT MAMABOLO SECONDARY	7033206	2024	2	5	5	100.0	28	28	100.0	5	5	100.0	5	4	80.0	33	33	100.0	20	20	100.0				28	25	89.3	19	19	100.0	14	7	50.0	8	8	100.0
		7033206	2023	2	9	8	88.9	32	29	90.6	9	8	88.9	9	6	66.7	41	41	100.0	22	21	95.5				32	26	81.3	24	21	87.5	17	7	41.2	10	8	80.0
	MACK SEMEKA SENIOR SECONDARY	7031304	2024	2	14	9	64.3				46	41	89.1	14	10	71.4	106	106	100.0	92	90	97.8	45	43	95.6	60	52	86.7	59	55	93.2	47	29	61.7	47	33	70.2
		7031304	2023	2	29	13	44.8				47	44	93.6	26	24	92.3	96	96	100.0	67	67	100.0	37	37	100.0	49	46	93.9	55	51	92.7	41	27	65.9	33	29	87.9
	MADIBO SECONDARY	7031206	2024	1	17	17	100.0	52	44	84.6	17	17	100.0	17	15	88.2	69	69	100.0	33	26	78.8				52	40	76.9	45	40	88.9	24	21	87.5	19	15	78.9
		7031206	2023	1	13	12	92.3	42	38	90.5	13	13	100.0	13	12	92.3	55	55	100.0	24	20	83.3				42	35	83.3	35	31	88.6	20	14	70.0	18	13	72.2
	MADIPOANE SECONDARY	7033509	2024	2				49	30	61.2					55	55	100.0	37	30	81.1	40	33	82.5	24	24	100.0	34	28	82.4	21	13	61.9	14	11	78.6		
		7033509	2023	2				54	34	63.0					54	54	100.0	38	29	76.3	40	37	92.5	16	16	100.0	38	31	81.6	16	9	56.3	14	10	71.4		
	MAFOLOFOLO HIGH	7033401	2024	3	31	26	83.9	103	74	71.8	31	30	96.8	31	31	100.0	134	134	100.0	31	23	74.2	31	26	83.9	72	53	73.6	54	47	87.0	80	49	61.3	72	50	69.4
		7033401	2023	3	30	23	76.7	85	65	76.5	30	25	83.3	30	24	80.0	115	115	100.0	31	28	90.3	31	30	96.8	54	44	81.5	55	49	89.1	60	37	61.7	54	29	53.7

Province Districts	Centre Name	Centre Number	Exam Date	Quintile	Accounting			Agricultural Sciences			Business Studies			Economics			English First Additional Language			Geography			History			Life Sciences			Mathematical Literacy			Mathematics			Physical Sciences		
					Total Wrote	Achieved 30 - 100%	% Achieved at 30% and Above	Total Wrote	Achieved 30 - 100%	% Achieved at 30% and Above	Total Wrote	Achieved 30 - 100%	% Achieved at 30% and Above	Total Wrote	Achieved 30 - 100%	% Achieved at 30% and Above	Total Wrote	Achieved 30 - 100%	% Achieved at 30% and Above	Total Wrote	Achieved 30 - 100%	% Achieved at 30% and Above	Total Wrote	Achieved 30 - 100%	% Achieved at 30% and Above	Total Wrote	Achieved 30 - 100%	% Achieved at 30% and Above	Total Wrote	Achieved 30 - 100%	% Achieved at 30% and Above	Total Wrote	Achieved 30 - 100%	% Achieved at 30% and Above	Total Wrote	Achieved 30 - 100%	% Achieved at 30% and Above
					CAPRICORN SOUTH	MAFSIAGOMO SECONDARY	7031204	2024	1				21	15	71.4							26	26	100.0	26	19	73.1				26	15	57.7	21	15	71.4	5
		7031204	2023	1				35	21	60.0							48	46	95.8	48	29	60.4				48	24	50.0	35	20	57.1	13	5	38.5	13	11	84.6
	MAGAEDISHA HIGH	7033110	2024	2	13	11	84.6	54	51	94.4	13	12	92.3	37	33	89.2	67	67	100.0	24	23	95.8				30	30	100.0	34	31	91.2	33	29	87.9	30	26	86.7
		7033110	2023	2	4	3	75.0	45	44	97.8	4	4	100.0	22	19	86.4	49	49	100.0	18	18	100.0				27	26	96.3	20	16	80.0	29	24	82.8	27	26	96.3
	MAGOGO SECONDARY	7033409	2024	3				36	35	97.2							36	36	100.0							36	34	94.4				36	23	63.9	36	25	69.4
		7033409	2023	3				41	35	85.4							41	41	100.0							41	30	73.2				41	24	58.5	41	26	63.4
	MAHLOGEDI SECONDARY	7032107	2024	2				101	98	97.0	13	13	100.0	13	13	100.0	103	103	100.0	49	48	98.0				90	80	88.9	60	58	96.7	43	41	95.3	43	41	95.3
		7032107	2023	2				80	77	96.3	22	21	95.5	22	21	95.5	84	84	100.0	33	33	100.0				62	58	93.5	51	50	98.0	33	26	78.8	33	28	84.8
	MAHWIBITSWANE SECONDARY	7032108	2024	2	13	12	92.3	63	61	96.8	12	12	100.0	12	8	66.7	76	76	100.0	17	17	100.0				64	59	92.2	22	20	90.9	54	36	66.7	47	36	76.6
		7032108	2023	2	15	12	80.0	76	73	96.1	13	13	100.0	13	13	100.0	91	91	100.0	36	34	94.4				78	72	92.3				91	42	46.2	42	40	95.2
	MAISHA HIGH	7033103	2024	2	18	5	27.8				18	18	100.0	18	4	22.2	17	17	100.0										18	15	83.3						
		7033103	2023	2	13	9	69.2				14	14	100.0	14	14	100.0	13	13	100.0										14	14	100.0						
	MAKGALE PHASE HIGH SCHOOL	7033313	2024	2	13	5	38.5	40	28	70.0	13	13	100.0	13	8	61.5	80	80	100.0	67	61	91.0				67	44	65.7	36	26	72.2	44	17	38.6	27	16	59.3
		7033313	2023	2	31	14	45.2	25	10	40.0	31	18	58.1	31	14	45.2	76	76	100.0	45	33	73.3				45	15	33.3	34	20	58.8	42	3	7.1	19	10	52.6
	MAKGOBAKETSE SECONDARY	7033507	2024	3				17	17	100.0							17	17	100.0	10	10	100.0				17	13	76.5	9	9	100.0	8	3	37.5	7	3	42.9
		7033507	2023	3				21	15	71.4							24	24	100.0	22	15	68.2				19	16	84.2	17	12	70.6	3	2	66.7			
	MAKGOFE HIGH	7034206	2024	3	47	47	100.0	73	52	71.2	47	47	100.0	47	39	83.0	160	160	100.0	113	102	90.3				113	89	78.8	110	93	84.5	50	44	88.0	40	33	82.5
		7034206	2023	3	27	27	100.0	98	81	82.7	27	27	100.0	27	25	92.6	162	162	100.0	136	121	89.0				136	102	75.0	122	111	91.0	41	33	80.5	37	34	91.9
	MAKGOKA HIGH	7033309	2024	3	47	41	87.2				31	30	96.8	31	24	77.4	172	172	100.0	125	103	82.4	30	28	93.3	141	112	79.4				172	67	39.0	111	63	56.8
		7033309	2023	3	21	20	95.2				8	6	75.0	8	6	75.0	194	194	100.0	173	147	85.0	41	38	92.7	186	138	74.2				194	93	47.9	145	96	66.2

Province Districts	Centre Name	Centre Number	Exam Date	Quintile	Accounting			Agricultural Sciences			Business Studies			Economics			English First Additional Language			Geography			History			Life Sciences			Mathematical Literacy			Mathematics			Physical Sciences		
					Total Wrote	Achieved 30 - 100%	% Achieved at 30% and Above	Total Wrote	Achieved 30 - 100%	% Achieved at 30% and Above	Total Wrote	Achieved 30 - 100%	% Achieved at 30% and Above	Total Wrote	Achieved 30 - 100%	% Achieved at 30% and Above	Total Wrote	Achieved 30 - 100%	% Achieved at 30% and Above	Total Wrote	Achieved 30 - 100%	% Achieved at 30% and Above	Total Wrote	Achieved 30 - 100%	% Achieved at 30% and Above	Total Wrote	Achieved 30 - 100%	% Achieved at 30% and Above	Total Wrote	Achieved 30 - 100%	% Achieved at 30% and Above	Total Wrote	Achieved 30 - 100%	% Achieved at 30% and Above	Total Wrote	Achieved 30 - 100%	% Achieved at 30% and Above
					CAPRICORN SOUTH																																
MAKGONGOANA HIGH	7033307	2024	3	54	43	79.6	20	18	90.0	54	53	98.1	54	51	94.4	185	185	100.0	111	104	93.7	93	87	93.5	87	73	83.9	130	101	77.7	55	39	70.9	38	33	86.8	
	7033307	2023	3	25	25	100.0				25	25	100.0	25	24	96.0	140	140	100.0	115	104	90.4	56	54	96.4	115	83	72.2	73	55	75.3	67	40	59.7	59	40	67.8	
MAKGWADING SECONDARY	7031101	2024	1	18	17	94.4	38	37	97.4	18	18	100.0	18	18	100.0	56	56	100.0	22	20	90.9				38	37	97.4	29	29	100.0	24	12	50.0	16	14	87.5	
	7031101	2023	1	14	10	71.4	26	25	96.2	14	13	92.9	14	7	50.0	40	40	100.0							26	24	92.3	12	8	66.7	27	11	40.7	25	23	92.0	
MAKOME SECONDARY	7033210	2024	2				20	17	85.0	21	20	95.2				48	48	100.0	48	45	93.8				48	38	79.2	38	34	89.5	10	7	70.0	7	6	85.7	
	7033210	2023	2				15	14	93.3	13	13	100.0				34	34	100.0	34	32	94.1				34	26	76.5	25	22	88.0	9	7	77.8	6	5	83.3	
MALATSWA HIGH	7033511	2024	2				50	38	76.0							49	49	100.0	41	39	95.1	25	24	96.0	25	23	92.0	35	32	91.4	15	9	60.0	9	8	88.9	
	7033511	2023	2				48	34	70.8							50	50	100.0	45	37	82.2	17	17	100.0	32	26	81.3	33	20	60.6	16	5	31.3	4	3	75.0	
MAMABUDUSHA HIGH	7033305	2024	3	13	9	69.2	44	35	79.5	17	14	82.4	17	14	82.4	131	131	100.0	71	65	91.5	61	56	91.8	54	39	72.2	90	48	53.3	42	23	54.8	18	14	77.8	
	7033305	2023	3	16	10	62.5	37	32	86.5	18	11	61.1	18	9	50.0	119	119	100.0	63	44	69.8	62	55	88.7	39	28	71.8	85	33	38.8	34	13	38.2	19	17	89.5	
MAMAGOGO HIGH	7031110	2024	1				33	29	87.9							33	33	100.0	24	21	87.5				33	23	69.7	20	19	95.0	13	10	76.9	9	9	100.0	
	7031110	2023	1				43	42	97.7							43	43	100.0	30	30	100.0				43	39	90.7	16	16	100.0	27	22	81.5	13	13	100.0	
MAMODIKELENG SECONDARY	7033109	2024	2													43	43	100.0	43	34	79.1	27	19	70.4	43	29	67.4	25	16	64.0	18	11	61.1	16	13	81.3	
	7033109	2023	2													29	29	100.0	29	20	69.0	19	15	78.9	29	19	65.5	18	11	61.1	11	6	54.5	10	10	100.0	
MAMPHOKU SECONDARY	7033407	2024	3				98	84	85.7							117	117	100.0	117	115	98.3				117	96	82.1	96	92	95.8	21	21	100.0	19	19	100.0	
	7033407	2023	3				61	56	91.8							75	75	100.0	75	74	98.7				75	59	78.7	55	52	94.5	20	18	90.0	14	14	100.0	
MAMPOTJANE SECONDARY	7031105	2024	1	20	17	85.0	36	29	80.6	20	20	100.0	20	15	75.0	67	67	100.0	47	42	89.4				47	32	68.1	54	41	75.9	13	13	100.0	11	10	90.9	
	7031105	2023	1	18	14	77.8	47	41	87.2	18	17	94.4	18	13	72.2	65	65	100.0	23	21	91.3				47	41	87.2	38	32	84.2	27	16	59.3	24	18	75.0	
MANKHOLE SECONDARY	7031102	2024	1				43	37	86.0							43	43	100.0	29	29	100.0				43	34	79.1	29	24	82.8	14	12	85.7	14	11	78.6	
	7031102	2023	1				33	24	72.7							33	33	100.0	22	19	86.4				32	18	56.3	22	16	72.7	11	7	63.6	11	10	90.9	

Province Districts	Centre Name	Centre Number	Exam Date	Quintile	Accounting			Agricultural Sciences			Business Studies			Economics			English First Additional Language			Geography			History			Life Sciences			Mathematical Literacy			Mathematics			Physical Sciences		
					Total Wrote	Achieved 30 - 100%	% Achieved at 30% and Above	Total Wrote	Achieved 30 - 100%	% Achieved at 30% and Above	Total Wrote	Achieved 30 - 100%	% Achieved at 30% and Above	Total Wrote	Achieved 30 - 100%	% Achieved at 30% and Above	Total Wrote	Achieved 30 - 100%	% Achieved at 30% and Above	Total Wrote	Achieved 30 - 100%	% Achieved at 30% and Above	Total Wrote	Achieved 30 - 100%	% Achieved at 30% and Above	Total Wrote	Achieved 30 - 100%	% Achieved at 30% and Above	Total Wrote	Achieved 30 - 100%	% Achieved at 30% and Above	Total Wrote	Achieved 30 - 100%	% Achieved at 30% and Above	Total Wrote	Achieved 30 - 100%	% Achieved at 30% and Above
CAPRICORN SOUTH	MANKOENG HIGH	7033204	2024	2							10	10	100.0	18	14	77.8	28	28	100.0	28	28	100.0				18	16	88.9	17	17	100.0	11	9	81.8	10	7	70.0
		7033204	2023	2							15	12	80.0	21	19	90.5	32	32	100.0	32	30	93.8				17	15	88.2	18	16	88.9	14	13	92.9	11	11	100.0
	MANOSHI SENIOR SECONDARY	7033102	2024	2							50	47	94.0				79	78	98.7	79	69	87.3				79	67	84.8	50	42	84.0	29	15	51.7	29	22	75.9
		7033102	2023	2							52	51	98.1				71	71	100.0	71	65	91.5				71	59	83.1	48	43	89.6	23	18	78.3	19	19	100.0
	MAPELOANA SECONDARY	7033501	2024	3	11	7	63.6	73	64	87.7	21	21	100.0	21	14	66.7	94	94	100.0	57	45	78.9				72	63	87.5	62	62	100.0	32	23	71.9	26	25	96.2
		7033501	2023	3	12	12	100.0	78	55	70.5	15	15	100.0	15	14	93.3	96	96	100.0	58	36	62.1				78	52	66.7	60	43	71.7	34	25	73.5	23	23	100.0
	MAROBA SECONDARY	7031309	2024	2				15	14	93.3							25	25	100.0	25	24	96.0				25	24	96.0	15	14	93.3	10	6	60.0	10	9	90.0
		7031309	2023	2				17	16	94.1							35	35	100.0	35	34	97.1				35	27	77.1	17	12	70.6	18	10	55.6	18	14	77.8
	MAROBATHOTHA HIGH	7033308	2024	3	27	25	92.6	102	99	97.1	27	26	96.3	93	83	89.2	308	308	100.0	179	169	94.4	66	61	92.4	215	202	94.0	80	75	93.8	228	188	82.5	215	178	82.8
		7033308	2023	3	33	26	78.8	118	112	94.9	33	26	78.8	66	48	72.7	308	308	100.0	157	153	97.5	33	33	100.0	242	197	81.4	57	53	93.0	251	149	59.4	242	161	66.5
	MASEDIBU SECONDARY	7034114	2024	3	12	11	91.7				14	14	100.0	14	13	92.9	88	88	100.0	74	74	100.0	42	42	100.0	48	42	87.5	50	48	96.0	38	23	60.5	34	22	64.7
		7034114	2023	3	21	18	85.7				21	21	100.0	21	19	90.5	116	116	100.0	95	95	100.0	57	57	100.0	55	49	89.1	71	65	91.5	45	31	68.9	38	34	89.5
	MASHIANYANE HIGH	7032502	2024	1	10	10	100.0				21	21	100.0	3	3	100.0	45	45	100.0	35	31	88.6				24	21	87.5	27	21	77.8	18	13	72.2	10	8	80.0
		7032502	2023	1	26	14	53.8				29	27	93.1	51	44	86.3	72	72	100.0	46	36	78.3				44	28	63.6	53	40	75.5	20	18	90.0	22	10	45.5
	MASOBE SECONDARY	7033508	2024	3													57	57	100.0	57	57	100.0	39	39	100.0	57	53	93.0	39	39	100.0	18	17	94.4	18	18	100.0
		7033508	2023	3													68	68	100.0	68	68	100.0	48	48	100.0	68	62	91.2	48	48	100.0	20	19	95.0	20	20	100.0
	MATHOMOMAYO SENIOR SECONDARY	7032206	2024	3							27	26	96.3	43	37	86.0	62	62	100.0	62	60	96.8				35	34	97.1	33	30	90.9	29	25	86.2	19	18	94.7
		7032206	2023	3							34	33	97.1	38	37	97.4	53	53	100.0	53	52	98.1				19	19	100.0	35	33	94.3	18	15	83.3	15	13	86.7
	MATHUKANA SECONDARY	7033203	2024	2				30	30	100.0	21	21	100.0	21	21	100.0	30	30	100.0							9	9	100.0	21	20	95.2	9	8	88.9	9	9	100.0
		7033203	2023	2				23	23	100.0	11	11	100.0	6	6	100.0	23	23	100.0							17	16	94.1	10	10	100.0	13	6	46.2	12	12	100.0

Province Districts	Centre Name	Centre Number	Exam Date	Quintile	Accounting			Agricultural Sciences			Business Studies			Economics			English First Additional Language			Geography			History			Life Sciences			Mathematical Literacy			Mathematics			Physical Sciences			
					Total Wrote	Achieved 30 - 100%	% Achieved at 30% and Above	Total Wrote	Achieved 30 - 100%	% Achieved at 30% and Above	Total Wrote	Achieved 30 - 100%	% Achieved at 30% and Above	Total Wrote	Achieved 30 - 100%	% Achieved at 30% and Above	Total Wrote	Achieved 30 - 100%	% Achieved at 30% and Above	Total Wrote	Achieved 30 - 100%	% Achieved at 30% and Above	Total Wrote	Achieved 30 - 100%	% Achieved at 30% and Above	Total Wrote	Achieved 30 - 100%	% Achieved at 30% and Above	Total Wrote	Achieved 30 - 100%	% Achieved at 30% and Above	Total Wrote	Achieved 30 - 100%	% Achieved at 30% and Above	Total Wrote	Achieved 30 - 100%	% Achieved at 30% and Above	
					CAPRICORN SOUTH	MATIME SECONDARY	7032407	2024	2				31	31	100.0					31	31	100.0	17	14	82.4				31	29	93.5	15	15	100.0	16	14	87.5	14
		7032407	2023	2				24	22	91.7					24	24	100.0	24	20	83.3				24	22	91.7	17	17	100.0	7	6	85.7						
	MATLADI PROJECT HIGH	7031308	2024	2	10	9	90.0	9	9	100.0	10	10	100.0	10	10	100.0	76	76	100.0	57	51	89.5				66	42	63.6	36	33	91.7	40	27	67.5	30	25	83.3	
		7031308	2023	2	20	18	90.0	75	54	72.0	20	19	95.0	20	17	85.0	129	127	98.4	73	67	91.8				70	58	82.9	78	70	89.7	51	32	62.7	38	33	86.8	
	MATSIMELA HIGH	7032501	2024	1											32	26	81.3	56	56	100.0	56	52	92.9				56	48	85.7	32	32	100.0	24	23	95.8	24	21	87.5
		7032501	2023	1											22	21	95.5	49	49	100.0	49	47	95.9				49	45	91.8	22	20	90.9	27	25	92.6	27	26	96.3
	ME MAKGATO SECONDARY	7034202	2024	3							34	33	97.1				72	72	100.0	72	70	97.2				72	59	81.9	33	26	78.8	39	19	48.7	38	25	65.8	
		7034202	2023	3							52	49	94.2				86	86	100.0	86	75	87.2				86	69	80.2	52	47	90.4	34	20	58.8	34	25	73.5	
	MILLENNIUM COLLEGE	7034110	2024	3	43	23	53.5				86	69	80.2	43	29	67.4	136	136	100.0	93	76	81.7				42	37	88.1	86	63	73.3	50	23	46.0	32	12	37.5	
		7034110	2023	3	49	20	40.8				64	42	65.6	50	27	54.0	133	133	100.0	83	58	69.9				59	26	44.1	67	45	67.2	65	28	43.1	43	16	37.2	
	MMABOLEPU SECONDARY	7031301	2024	2				29	26	89.7							48	48	100.0	48	48	100.0				48	43	89.6	29	28	96.6	19	13	68.4	19	8	42.1	
		7031301	2023	2				20	15	75.0							38	38	100.0	38	37	97.4				38	30	78.9	20	16	80.0	18	11	61.1	18	14	77.8	
	MMAMARAMA SECONDARY	7034310	2024	3										28	17	60.7	42	42	100.0	42	39	92.9				42	28	66.7	29	26	89.7	14	14	100.0	14	6	42.9	
		7034310	2023	3										17	13	76.5	25	25	100.0	25	24	96.0				25	24	96.0	17	17	100.0	8	8	100.0	8	8	100.0	
	MMANARE SECONDARY	7034311	2024	3	21	16	76.2	37	23	62.2	21	21	100.0	22	14	63.6	87	86	98.9	63	49	77.8				65	41	63.1	50	40	80.0	37	22	59.5	31	21	67.7	
		7034311	2023	3	10	10	100.0	26	16	61.5	10	10	100.0	10	9	90.0	70	70	100.0	61	46	75.4				61	39	63.9	26	18	69.2	44	22	50.0	35	29	82.9	
	MMAPADI SECONDARY	7033105	2024	2										20	18	90.0	27	27	100.0	27	23	85.2				27	16	59.3	20	19	95.0	7	6	85.7	7	4	57.1	
		7033105	2023	2										12	10	83.3	25	25	100.0	25	22	88.0				25	20	80.0	11	9	81.8	14	10	71.4	13	10	76.9	
	MMAPHUTI SECONDARY	7034306	2024	3	33	27	81.8				33	32	97.0	33	27	81.8	81	81	100.0	48	44	91.7				48	36	75.0	32	31	96.9	49	17	34.7	48	25	52.1	
		7034306	2023	3	20	18	90.0				21	20	95.2	21	21	100.0	49	49	100.0	29	28	96.6				28	25	89.3	20	20	100.0	29	16	55.2	28	24	85.7	



Province Districts	Centre Name	Centre Number	Exam Date	Quintile	Accounting			Agricultural Sciences			Business Studies			Economics			English First Additional Language			Geography			History			Life Sciences			Mathematical Literacy			Mathematics			Physical Sciences		
					Total Wrote	Achieved 30 - 100%	% Achieved at 30% and Above	Total Wrote	Achieved 30 - 100%	% Achieved at 30% and Above	Total Wrote	Achieved 30 - 100%	% Achieved at 30% and Above	Total Wrote	Achieved 30 - 100%	% Achieved at 30% and Above	Total Wrote	Achieved 30 - 100%	% Achieved at 30% and Above	Total Wrote	Achieved 30 - 100%	% Achieved at 30% and Above	Total Wrote	Achieved 30 - 100%	% Achieved at 30% and Above	Total Wrote	Achieved 30 - 100%	% Achieved at 30% and Above	Total Wrote	Achieved 30 - 100%	% Achieved at 30% and Above	Total Wrote	Achieved 30 - 100%	% Achieved at 30% and Above	Total Wrote	Achieved 30 - 100%	% Achieved at 30% and Above
CAPRICORN SOUTH	MORUTWA SECONDARY	7033410	2024	3				29	26	89.7						41	41	100.0	41	39	95.1				41	33	80.5	24	23	95.8	17	9	52.9	12	11	91.7	
		7033410	2023	3				28	23	82.1						52	52	100.0	52	46	88.5				52	42	80.8	22	17	77.3	29	17	58.6	24	20	83.3	
	MOSEPEDI SECONDARY	7032203	2024	3	14	13	92.9	178	171	96.1						178	178	100.0	105	105	100.0				178	139	78.1	96	92	95.8	82	65	79.3	59	46	78.0	
		7032203	2023	3	26	26	100.0	183	162	88.5						184	183	99.5	90	79	87.8				184	131	71.2	90	72	80.0	94	67	71.3	68	49	72.1	
	MOTHIMAKO SECONDARY	7033504	2024	3				64	63	98.4						73	73	100.0	49	49	100.0				73	65	89.0	40	38	95.0	33	23	69.7	33	22	66.7	
		7033504	2023	3				105	83	79.0						126	126	100.0	108	105	97.2				128	82	64.1	78	65	83.3	49	22	44.9	41	25	61.0	
	MOTSE MARIA SECONDARY	7034303	2024	4	21	20	95.2				12	12	100.0	12	11	91.7	81	81	100.0	60	56	93.3				69	59	85.5				81	61	75.3	69	40	58.0
		7034303	2023	4	26	26	100.0				6	6	100.0	6	6	100.0	87	87	100.0	61	56	91.8				81	75	92.6				87	63	72.4	81	62	76.5
	MOUNTAINVIEW SENIOR SECONDARY	7033302	2024	3				168	159	94.6						214	214	100.0	157	142	90.4				103	99	96.1	115	107	93.0	99	53	53.5	62	50	80.6	
		7033302	2023	3				189	165	87.3						236	235	99.6	159	144	90.6				124	117	94.4	112	91	81.3	124	51	41.1	82	60	73.2	
	MP MAMABOLO SECONDARY	7033311	2024	2				20	19	95.0						20	20	100.0	7	5	71.4				20	19	95.0	7	7	100.0	13	8	61.5	13	11	84.6	
		7033311	2023	2				55	43	78.2						55	54	98.2	24	16	66.7				55	33	60.0	24	18	75.0	31	6	19.4	31	15	48.4	
	MPHACHUE SECONDARY	7032209	2024	1	10	8	80.0	57	42	73.7						67	65	97.0	58	47	81.0				67	30	44.8	44	27	61.4	23	12	52.2	9	5	55.6	
		7032209	2023	1	7	5	71.4	44	36	81.8						51	51	100.0	34	30	88.2				51	23	45.1	24	22	91.7	27	17	63.0	17	11	64.7	
	MPHETSEBE SECONDARY	7033201	2024	3	23	18	78.3				58	50	86.2	23	16	69.6	128	128	100.0	105	80	76.2	83	72	86.7	22	18	81.8	104	86	82.7	24	16	66.7	22	12	54.5
		7033201	2023	3	18	12	66.7				38	36	94.7	18	14	77.8	91	91	100.0	73	58	79.5	52	49	94.2	21	18	85.7	66	50	75.8	25	12	48.0	21	17	81.0
	MYNGENOEGEN ENGLISH PRIVATE SCHOOL	7034194	2024	99	8	8	100.0				13	12	92.3	9	8	88.9				17	17	100.0				18	17	94.4	11	11	100.0	15	13	86.7	13	13	100.0
		7034194	2023	99	7	6	85.7				13	13	100.0	12	11	91.7				20	20	100.0				25	21	84.0	10	10	100.0	22	16	72.7	19	17	89.5
	NGOATOTLOU SECONDARY	7032101	2024	2				37	34	91.9						37	37	100.0	37	33	89.2				37	29	78.4	29	27	93.1	8	7	87.5				
		7032101	2023	2				27	24	88.9						27	27	100.0	27	26	96.3				27	25	92.6	17	17	100.0	10	3	30.0				



Province Districts	Centre Name	Centre Number	Exam Date	Quintile	Accounting			Agricultural Sciences			Business Studies			Economics			English First Additional Language			Geography			History			Life Sciences			Mathematical Literacy			Mathematics			Physical Sciences			
					Total Wrote	Achieved 30 - 100%	% Achieved at 30% and Above	Total Wrote	Achieved 30 - 100%	% Achieved at 30% and Above	Total Wrote	Achieved 30 - 100%	% Achieved at 30% and Above	Total Wrote	Achieved 30 - 100%	% Achieved at 30% and Above	Total Wrote	Achieved 30 - 100%	% Achieved at 30% and Above	Total Wrote	Achieved 30 - 100%	% Achieved at 30% and Above	Total Wrote	Achieved 30 - 100%	% Achieved at 30% and Above	Total Wrote	Achieved 30 - 100%	% Achieved at 30% and Above	Total Wrote	Achieved 30 - 100%	% Achieved at 30% and Above	Total Wrote	Achieved 30 - 100%	% Achieved at 30% and Above	Total Wrote	Achieved 30 - 100%	% Achieved at 30% and Above	
					CAPRICORN SOUTH	NGWANA MOHUBE SECONDARY	7032402	2024	3				57	50	87.7	16	14	87.5	17	8	47.1	107	107	100.0							72	61	84.7	36	31	86.1	58	39
		7032402	2023	3				54	38	70.4	12	11	91.7	22	8	36.4	98	98	100.0							56	37	66.1	41	33	80.5	44	24	54.5	39	30	76.9	
	NGWANAB AHLALERWA SECONDARY	7031311	2024	2				44	43	97.7							44	44	100.0	27	26	96.3				44	38	86.4	27	27	100.0	17	12	70.6	17	11	64.7	
		7031311	2023	2				44	40	90.9							44	44	100.0	44	44	100.0				44	35	79.5	32	32	100.0	12	9	75.0				
	NGWANALAKA SECONDARY	7033502	2024	3	24	22	91.7				24	24	100.0	24	24	100.0	24	24	100.0											21	21	100.0	3	3	100.0			
		7033502	2023	3	14	14	100.0				14	14	100.0	14	14	100.0	14	14	100.0										9	9	100.0	5	5	100.0				
	NGWANASEALA SECONDARY	7033111	2024	2				39	31	79.5							39	39	100.0	35	30	85.7				39	31	79.5	31	24	77.4	8	7	87.5	3	3	100.0	
		7033111	2023	2				30	24	80.0							30	30	100.0	23	20	87.0				30	23	76.7	20	16	80.0	10	8	80.0	7	7	100.0	
	NKOSHILO HIGH	7033202	2024	2	22	21	95.5	59	56	94.9	45	44	97.8	26	22	84.6	131	131	100.0	86	86	100.0				109	101	92.7	67	66	98.5	64	47	73.4	46	37	80.4	
		7033202	2023	2	10	9	90.0				29	27	93.1	29	26	89.7	112	112	100.0	83	82	98.8				102	94	92.2	21	20	95.2	91	43	47.3	83	68	81.9	
	NOKOTLOU SECONDARY	7032505	2024	1										14	7	50.0	35	35	100.0	35	33	94.3	21	21	100.0	21	11	52.4	21	20	95.2	14	14	100.0	14	13	92.9	
		7032505	2023	1										37	16	43.2	67	65	97.0	67	52	77.6	44	40	90.9	30	19	63.3	44	35	79.5	23	12	52.2	23	20	87.0	
	NORTHERN ACADEMY SECONDARY	7034191	2024	99	90	82	91.1				196	186	94.9	130	98	75.4	138	138	100.0	107	97	90.7	87	69	79.3	158	141	89.2	232	226	97.4	136	121	89.0	104	84	80.8	
		7034191	2023	99	107	92	86.0				171	159	93.0	117	102	87.2	185	185	100.0	140	130	92.9	105	87	82.9	233	198	85.0	229	222	96.9	198	172	86.9	138	122	88.4	
	NORTHERN MUSLIM SCHOOL	7034192	2024	99	10	10	100.0				6	6	100.0							17	17	100.0	9	9	100.0	21	21	100.0	5	5	100.0	22	21	95.5	18	17	94.4	
		7034192	2023	99	11	11	100.0				6	6	100.0							10	10	100.0	5	5	100.0	16	15	93.8	1	1	100.0	20	20	100.0	16	16	100.0	
	OR MABOTJA SECONDARY	7034207	2024	3				16	9	56.3							16	16	100.0	16	16	100.0				16	8	50.0	16	12	75.0							
		7034207	2023	3				25	20	80.0							25	25	100.0	25	24	96.0				25	18	72.0	25	22	88.0							
	PAX HIGH	7034305	2024	4													55	55	100.0	18	18	100.0				27	27	100.0				57	46	80.7	35	26	74.3	
		7034305	2023	4													81	81	100.0	13	12	92.3				31	29	93.5				81	47	58.0	48	38	79.2	

Province Districts	Centre Name	Centre Number	Exam Date	Quintile	Accounting			Agricultural Sciences			Business Studies			Economics			English First Additional Language			Geography			History			Life Sciences			Mathematical Literacy			Mathematics			Physical Sciences		
					Total Wrote	Achieved 30 - 100%	% Achieved at 30% and Above	Total Wrote	Achieved 30 - 100%	% Achieved at 30% and Above	Total Wrote	Achieved 30 - 100%	% Achieved at 30% and Above	Total Wrote	Achieved 30 - 100%	% Achieved at 30% and Above	Total Wrote	Achieved 30 - 100%	% Achieved at 30% and Above	Total Wrote	Achieved 30 - 100%	% Achieved at 30% and Above	Total Wrote	Achieved 30 - 100%	% Achieved at 30% and Above	Total Wrote	Achieved 30 - 100%	% Achieved at 30% and Above	Total Wrote	Achieved 30 - 100%	% Achieved at 30% and Above	Total Wrote	Achieved 30 - 100%	% Achieved at 30% and Above	Total Wrote	Achieved 30 - 100%	% Achieved at 30% and Above
					CAPRICORN SOUTH	PETER NCHABELENG SECONDARY	7034203	2024	3							16	15	93.8				27	27	100.0	27	26	96.3				27	19	70.4	16	16	100.0	11
		7034203	2023	3							18	17	94.4				46	46	100.0	46	42	91.3				46	41	89.1	18	18	100.0	28	24	85.7	28	22	78.6
	PHALAKGORO MOTHOA SECONDARY	7031104	2024	1	8	6	75.0	16	16	100.0	8	8	100.0	8	5	62.5	25	25	100.0	9	9	100.0				16	13	81.3	16	16	100.0	9	5	55.6	7	7	100.0
		7031104	2023	1	12	4	33.3	80	55	68.8	12	7	58.3	12	5	41.7	92	92	100.0	47	34	72.3				79	40	50.6	59	48	81.4	33	22	66.7	33	19	57.6
	PHASOANE HIGH	7031109	2024	1				22	18	81.8							22	22	100.0	15	12	80.0				22	17	77.3	10	10	100.0	12	6	50.0	7	6	85.7
		7031109	2023	1				25	17	68.0							25	25	100.0	19	14	73.7				25	17	68.0	15	13	86.7	10	1	10.0	6	4	66.7
	PHOMOLONG SENIOR SECONDARY	7033505	2024	3	7	7	100.0	20	20	100.0	7	7	100.0	7	7	100.0	27	27	100.0	14	14	100.0				20	20	100.0	17	17	100.0	10	1	10.0	6	5	83.3
		7033505	2023	3	11	9	81.8	23	21	91.3	11	10	90.9	11	10	90.9	37	37	100.0	26	18	69.2				26	21	80.8	24	22	91.7	9	4	44.4			
	PHOSANE SECONDARY	7032509	2024	1													24	24	100.0	24	23	95.8				24	20	83.3	22	20	90.9	2	2	100.0			
		7032509	2023	1													19	19	100.0	19	19	100.0				19	18	94.7	19	14	73.7						
	PHUNYAKO HIGH	7033108	2024	2							49	45	91.8				92	92	100.0	92	82	89.1				92	83	90.2	49	40	81.6	43	29	67.4	43	34	79.1
		7033108	2023	2							55	54	98.2				92	92	100.0	92	91	98.9				92	90	97.8	55	52	94.5	37	30	81.1	37	34	91.9
	PHUTLO SECONDARY	7032308	2024	1				25	22	88.0							25	25	100.0	21	18	85.7				25	23	92.0	13	11	84.6	12	8	66.7	4	4	100.0
		7032308	2023	1				19	18	94.7							19	19	100.0	11	11	100.0				19	19	100.0	9	9	100.0	10	4	40.0	8	8	100.0
	PIET N APHANE HIGH	7031201	2024	2	25	20	80.0	55	52	94.5	25	24	96.0	25	21	84.0	80	80	100.0	35	35	100.0				55	43	78.2	50	50	100.0	30	24	80.0	20	20	100.0
		7031201	2023	2	11	9	81.8	47	42	89.4	11	11	100.0	11	9	81.8	58	58	100.0	15	15	100.0				47	35	74.5	20	17	85.0	38	22	57.9	32	29	90.6
	RADIKGOMO SECONDARY	7032110	2024	2				58	51	87.9							58	58	100.0	51	44	86.3				58	43	74.1	49	45	91.8	9	8	88.9	7	7	100.0
		7032110	2023	2				47	40	85.1							47	47	100.0	47	38	80.9				47	33	70.2	36	32	88.9	11	8	72.7			
	RAMABELE SECONDARY	7031306	2024	2													16	16	100.0	16	15	93.8	16	14	87.5	16	14	87.5									
		7031306	2023	2													28	28	100.0	28	26	92.9	28	26	92.9	28	18	64.3	28	24	85.7						

Province Districts	Centre Name	Centre Number	Exam Date	Quintile	Accounting			Agricultural Sciences			Business Studies			Economics			English First Additional Language			Geography			History			Life Sciences			Mathematical Literacy			Mathematics			Physical Sciences		
					Total Wrote	Achieved 30 - 100%	% Achieved at 30% and Above	Total Wrote	Achieved 30 - 100%	% Achieved at 30% and Above	Total Wrote	Achieved 30 - 100%	% Achieved at 30% and Above	Total Wrote	Achieved 30 - 100%	% Achieved at 30% and Above	Total Wrote	Achieved 30 - 100%	% Achieved at 30% and Above	Total Wrote	Achieved 30 - 100%	% Achieved at 30% and Above	Total Wrote	Achieved 30 - 100%	% Achieved at 30% and Above	Total Wrote	Achieved 30 - 100%	% Achieved at 30% and Above	Total Wrote	Achieved 30 - 100%	% Achieved at 30% and Above	Total Wrote	Achieved 30 - 100%	% Achieved at 30% and Above	Total Wrote	Achieved 30 - 100%	% Achieved at 30% and Above
					CAPRICORN SOUTH	RAMABU HIGH	7033404	2024	3				34	33	97.1					71	71	100.0	71	71	100.0				71	69	97.2	29	29	100.0	42	33	78.6
		7033404	2023	3				38	35	92.1					88	88	100.0	88	81	92.0				88	73	83.0	29	27	93.1	59	37	62.7	50	38	76.0		
	RAMAKANYANE SECONDARY	7033510	2024	2				19	19	100.0					21	21	100.0	21	21	100.0				21	19	90.5	13	13	100.0	8	8	100.0	2	2	100.0		
		7033510	2023	2				36	30	83.3					36	36	100.0	36	36	100.0				36	24	66.7	26	23	88.5	10	4	40.0					
	RAMATHOPE SENIOR SECONDARY	7033503	2024	3	35	28	80.0				35	31	88.6	35	30	85.7	114	114	100.0	79	62	78.5	35	34	97.1	79	74	93.7	48	39	81.3	66	51	77.3	44	36	81.8
		7033503	2023	3	48	29	60.4				58	49	84.5	48	43	89.6	198	198	100.0	150	129	86.0	68	63	92.6	150	115	76.7	113	89	78.8	84	53	63.1	71	52	73.2
	RAMOSHOBOHLE HIGH	7033306	2024	2	6	6	100.0	50	48	96.0	16	16	100.0	16	16	100.0	164	164	100.0	97	91	93.8	79	67	84.8	69	61	88.4	129	102	79.1	35	28	80.0	31	29	93.5
		7033306	2023	2	14	12	85.7	68	58	85.3	18	18	100.0	18	16	88.9	133	133	100.0	47	43	91.5	38	37	97.4	77	58	75.3	49	39	79.6	84	26	31.0	32	28	87.5
	REHOLEGILE SECONDARY	7031305	2024	2				22	19	86.4					81	81	100.0	81	80	98.8	22	22	100.0	59	37	62.7	50	48	96.0	31	24	77.4	31	21	67.7		
		7031305	2023	2				19	16	84.2					62	62	100.0	62	62	100.0	19	19	100.0	43	37	86.0	32	32	100.0	29	23	79.3	30	25	83.3		
	REKHUTJITJE SECONDARY	7032306	2024	2				50	44	88.0					50	50	100.0	35	30	85.7				49	34	69.4	33	32	97.0	17	9	52.9	15	9	60.0		
		7032306	2023	2				40	31	77.5					40	40	100.0	33	25	75.8				40	30	75.0	31	27	87.1	9	5	55.6	7	6	85.7		
	RUSPLAAS CHRISTIAN MODEL SCHOOL	7032291	2024	99	25	24	96.0				59	55	93.2	35	29	82.9	81	81	100.0	80	80	100.0				70	70	100.0	29	29	100.0	76	72	94.7	46	41	89.1
		7032291	2023	99	42	38	90.5				58	53	91.4	51	46	90.2	91	91	100.0	75	73	97.3				66	66	100.0	33	33	100.0	84	75	89.3	58	53	91.4
	SEBITJA SENIOR SECONDARY	7031103	2024	1	15	10	66.7	63	62	98.4	15	15	100.0	15	15	100.0	78	78	100.0	22	22	100.0				63	60	95.2	27	25	92.6	51	36	70.6	41	31	75.6
		7031103	2023	1	11	10	90.9	68	65	95.6	11	11	100.0	11	11	100.0	79	79	100.0	23	23	100.0				68	59	86.8	18	18	100.0	61	44	72.1	45	38	84.4
	SEBOTSI COMBINED SCHOOL	7031312	2024	1				34	32	94.1					34	34	100.0	24	23	95.8				34	30	88.2	21	21	100.0	13	10	76.9	10	10	100.0		
		7031312	2023	1				35	33	94.3					35	35	100.0	23	23	100.0				35	32	91.4	21	21	100.0	14	14	100.0	12	12	100.0		
	SECHICHI HIGH	7031210	2024	1				44	41	93.2					44	44	100.0	31	30	96.8				44	29	65.9	29	28	96.6	15	13	86.7	13	12	92.3		
		7031210	2023	1				53	46	86.8					53	53	100.0	36	31	86.1				53	29	54.7	31	28	90.3	22	20	90.9	17	15	88.2		

Province Districts	Centre Name	Centre Number	Exam Date	Quintile	Accounting			Agricultural Sciences			Business Studies			Economics			English First Additional Language			Geography			History			Life Sciences			Mathematical Literacy			Mathematics			Physical Sciences		
					Total Wrote	Achieved 30 - 100%	% Achieved at 30% and Above	Total Wrote	Achieved 30 - 100%	% Achieved at 30% and Above	Total Wrote	Achieved 30 - 100%	% Achieved at 30% and Above	Total Wrote	Achieved 30 - 100%	% Achieved at 30% and Above	Total Wrote	Achieved 30 - 100%	% Achieved at 30% and Above	Total Wrote	Achieved 30 - 100%	% Achieved at 30% and Above	Total Wrote	Achieved 30 - 100%	% Achieved at 30% and Above	Total Wrote	Achieved 30 - 100%	% Achieved at 30% and Above	Total Wrote	Achieved 30 - 100%	% Achieved at 30% and Above	Total Wrote	Achieved 30 - 100%	% Achieved at 30% and Above	Total Wrote	Achieved 30 - 100%	% Achieved at 30% and Above
					CAPRICORN SOUTH	SEDIMOTHOLE SECONDARY	7032404	2024	2						15	13	86.7	14	12	85.7	73	73	100.0	58	56	96.6				59	49	83.1	50	43	86.0	23	18
		7032404	2023	2						20	16	80.0	19	15	78.9	75	74	98.7	55	52	94.5				56	49	87.5	47	42	89.4	28	22	78.6	21	20	95.2	
	SEGAENG SECONDARY	7031207	2024	1				14	13	92.9						14	14	100.0	9	9	100.0				14	12	85.7	8	7	87.5	6	5	83.3	5	5	100.0	
		7031207	2023	1				16	14	87.5						16	16	100.0	13	13	100.0				16	12	75.0	11	10	90.9	5	3	60.0	3	2	66.7	
	SEGOPOTJE SECONDARY	7032409	2024	1	26	24	92.3	94	90	95.7	19	19	100.0	21	21	100.0	120	120	100.0	39	38	97.4				91	89	97.8	42	41	97.6	78	57	73.1	60	49	81.7
		7032409	2023	1	35	28	80.0	84	66	78.6	26	24	92.3	29	25	86.2	118	116	98.3	34	25	73.5				75	66	88.0	37	30	81.1	82	47	57.3	56	47	83.9
	SEHLOLA HIGH	7032109	2024	2				40	36	90.0	29	29	100.0	16	14	87.5	40	40	100.0							24	22	91.7	28	21	75.0	12	6	50.0	11	10	90.9
		7032109	2023	2				35	25	71.4	25	23	92.0	14	11	78.6	35	35	100.0							21	18	85.7	25	19	76.0	10	4	40.0	10	9	90.0
	SEKATE SENIOR SECONDARY	7032304	2024	2				17	17	100.0						26	26	100.0	26	26	100.0				26	20	76.9	15	14	93.3	11	3	27.3	9	8	88.9	
		7032304	2023	2				29	19	65.5						39	38	97.4	39	28	71.8				39	24	61.5	24	12	50.0	15	8	53.3	10	7	70.0	
	SEKGOPETJANA SECONDARY	7034307	2024	3	13	10	76.9				20	16	80.0	20	9	45.0	78	78	100.0	65	37	56.9	51	41	80.4	58	31	53.4	63	52	82.5	15	9	60.0	7	2	28.6
		7034307	2023	3	14	10	71.4				24	23	95.8	25	20	80.0	109	109	100.0	95	66	69.5	52	48	92.3	85	52	61.2	66	58	87.9	43	16	37.2	32	18	56.3
	SEOLWANA SECONDARY	7033207	2024	2									30	19	63.3	33	33	100.0	33	32	97.0				33	24	72.7	23	21	91.3	10	2	20.0	3	3	100.0	
		7033207	2023	2									22	13	59.1	24	24	100.0	24	22	91.7				24	17	70.8	18	13	72.2	6	1	16.7	2	2	100.0	
	SERUTLE SECONDARY	7031108	2024	1				30	27	90.0						30	30	100.0	27	25	92.6				30	20	66.7	24	21	87.5	6	4	66.7	3	3	100.0	
		7031108	2023	1				20	19	95.0						20	20	100.0	18	18	100.0				20	17	85.0	13	13	100.0	7	6	85.7	2	2	100.0	
	SETHWETHWA SEN SECONDARY	7031208	2024	2	37	35	94.6				12	12	100.0	12	12	100.0	122	122	100.0	85	81	95.3	54	52	96.3	110	101	91.8	54	49	90.7	68	53	77.9	56	43	76.8
		7031208	2023	2	33	30	90.9	22	22	100.0	11	11	100.0	11	11	100.0	107	107	100.0	52	48	92.3	52	51	98.1	96	90	93.8	52	46	88.5	55	48	87.3	44	40	90.9
	SETOTLWANE SECONDARY	7034381	2024	99	8	0	0.0				23	22	95.7	8	8	100.0	30	30	100.0				14	14	100.0				31	21	67.7						
		7034381	2023	99	1	1	100.0				8	8	100.0	3	3	100.0	8	8	100.0				5	5	100.0				8	8	100.0						

Province Districts	Centre Name	Centre Number	Exam Date	Quintile	Accounting			Agricultural Sciences			Business Studies			Economics			English First Additional Language			Geography			History			Life Sciences			Mathematical Literacy			Mathematics			Physical Sciences			
					Total Wrote	Achieved 30 - 100%	% Achieved at 30% and Above	Total Wrote	Achieved 30 - 100%	% Achieved at 30% and Above	Total Wrote	Achieved 30 - 100%	% Achieved at 30% and Above	Total Wrote	Achieved 30 - 100%	% Achieved at 30% and Above	Total Wrote	Achieved 30 - 100%	% Achieved at 30% and Above	Total Wrote	Achieved 30 - 100%	% Achieved at 30% and Above	Total Wrote	Achieved 30 - 100%	% Achieved at 30% and Above	Total Wrote	Achieved 30 - 100%	% Achieved at 30% and Above	Total Wrote	Achieved 30 - 100%	% Achieved at 30% and Above	Total Wrote	Achieved 30 - 100%	% Achieved at 30% and Above				
CAPRICORN SOUTH	SETUKA SECONDARY	7031303	2024	2	26	23	88.5				26	26	100.0	26	26	100.0	26	26	100.0									26	26	100.0								
		7031303	2023	2	29	20	69.0				29	24	82.8	29	23	79.3	29	29	100.0									29	28	96.6								
	SJ VAN DER MERWE TECHNICAL HIGH	7032202	2024	4	58	53	91.4				22	21	95.5				252	252	100.0								146	125	85.6				142	121	85.2	142	111	78.2
		7032202	2023	4	53	49	92.5				53	45	84.9	19	16	84.2	254	252	99.2								147	120	81.6				152	115	75.7	134	100	74.6
	ST BEDE SENIOR SECONDARY	7033106	2024	2	24	24	100.0	36	32	88.9	24	24	100.0	24	23	95.8	139	139	100.0	79	78	98.7					115	104	90.4				139	103	74.1	115	58	50.4
		7033106	2023	2	33	23	69.7	58	50	86.2	33	28	84.8	41	32	78.0	158	158	100.0	75	74	98.7					117	91	77.8				158	88	55.7	117	73	62.4
	ST FRANCIS CATHOLIC ACADEMY	7032191	2024	99	20	14	70.0				20	20	100.0	20	20	100.0	51	51	100.0	31	31	100.0					31	31	100.0	17	17	100.0	34	29	85.3	31	30	96.8
		7032191	2023	99	24	21	87.5				21	21	100.0	21	21	100.0	36	36	100.0	12	12	100.0					15	15	100.0	17	17	100.0	19	18	94.7	15	14	93.3
	TAUPHUTI SECONDARY	7032406	2024	2				42	34	81.0							63	62	98.4	63	61	96.8					63	46	73.0	27	25	92.6	36	16	44.4	21	12	57.1
		7032406	2023	2				52	39	75.0							74	72	97.3	74	60	81.1					74	40	54.1	36	28	77.8	39	17	43.6	22	17	77.3
	TAXILA COMBINED	7034107	2024	5	50	48	96.0	42	42	100.0	101	100	99.0	28	27	96.4	162	162	100.0	139	135	97.1	74	73	98.6	187	181	96.8	88	86	97.7	184	156	84.8	157	136	86.6	
		7034107	2023	5	65	62	95.4	55	55	100.0	142	137	96.5	58	56	96.6	185	185	100.0	146	139	95.2	74	71	95.9	175	165	94.3	129	127	98.4	163	145	89.0	120	116	96.7	
	THAGAETALA SECONDARY	7032302	2024	1	12	8	66.7	22	20	90.9	12	12	100.0	12	10	83.3	43	43	100.0	32	30	93.8					32	24	75.0	31	28	90.3	13	8	61.5	10	6	60.0
		7032302	2023	1	13	10	76.9	16	11	68.8	13	13	100.0	13	12	92.3	29	28	96.6	16	13	81.3					16	9	56.3	24	19	79.2	5	4	80.0			
	THOGOIA SECONDARY	7032104	2024	2				49	43	87.8							49	49	100.0	32	29	90.6					49	40	81.6	28	25	89.3	21	18	85.7	17	15	88.2
		7032104	2023	2				33	24	72.7							33	33	100.0	19	13	68.4					33	21	63.6	19	16	84.2	14	12	85.7	14	11	78.6
	TOM NAUDE TECHNICAL HIGH	7034103	2024	5													43	43	100.0													51	45	88.2	42	35	83.3	
		7034103	2023	5													39	39	100.0													51	42	82.4	42	35	83.3	
	TSHEBELA HIGH	7033104	2024	2													41	41	100.0	26	26	100.0					26	21	80.8				26	21	80.8	26	21	80.8
		7033104	2023	2													51	50	98.0	25	25	100.0					25	24	96.0				25	13	52.0	25	20	80.0

Province Districts	Centre Name	Centre Number	Exam Date	Quintile	Accounting			Agricultural Sciences			Business Studies			Economics			English First Additional Language			Geography			History			Life Sciences			Mathematical Literacy			Mathematics			Physical Sciences				
					Total Wrote	Achieved 30 - 100%	% Achieved at 30% and Above	Total Wrote	Achieved 30 - 100%	% Achieved at 30% and Above	Total Wrote	Achieved 30 - 100%	% Achieved at 30% and Above	Total Wrote	Achieved 30 - 100%	% Achieved at 30% and Above	Total Wrote	Achieved 30 - 100%	% Achieved at 30% and Above	Total Wrote	Achieved 30 - 100%	% Achieved at 30% and Above	Total Wrote	Achieved 30 - 100%	% Achieved at 30% and Above	Total Wrote	Achieved 30 - 100%	% Achieved at 30% and Above	Total Wrote	Achieved 30 - 100%	% Achieved at 30% and Above	Total Wrote	Achieved 30 - 100%	% Achieved at 30% and Above	Total Wrote	Achieved 30 - 100%	% Achieved at 30% and Above		
					CAPRICORN SOUTH	TSHEHLO SECONDARY	7032105	2024	2				34	31	91.2						34	34	100.0	34	32	94.1				34	30	88.2	22	21	95.5	12	5	41.7	
7032105	2023	2						40	36	90.0						40	40	100.0	40	39	97.5				40	28	70.0	30	26	86.7	10	8	80.0						
TUBAKE SENIOR SECONDARY	7031202	2024	2	8		8	100.0	32	19	59.4			12	10	83.3	73	73	100.0	53	46	86.8				73	49	67.1	31	27	87.1	42	28	66.7	41	28	68.3			
	7031202	2023	2	34		23	67.6	19	18	94.7	27	22	81.5	27	17	63.0	91	91	100.0	42	40	95.2				64	46	71.9	30	27	90.0	61	18	29.5	45	21	46.7		
WESTENBURG SECONDARY	7034106	2024	3								27	23	85.2				76	76	100.0	110	102	92.7	104	99	95.2	110	76	69.1	104	91	87.5	33	29	87.9	33	20	60.6		
	7034106	2023	3													72	71	98.6	124	115	92.7	94	90	95.7	124	93	75.0	94	87	92.6	30	25	83.3	30	21	70.0			
ZOETFONTEIN SECONDARY	7033113	2024	2				38	36	94.7							38	38	100.0	23	22	95.7				38	36	94.7				38	25	65.8	15	15	100.0			
	7033113	2023	2				43	42	97.7							43	43	100.0	25	23	92.0				43	39	90.7				43	14	32.6	18	18	100.0			
MOGALAKWENA	ALFRED B MAKAPAN HIGH	7022206	2024	2				69	46	66.7						81	81	100.0							36	34	94.4	56	42	75.0	25	24	96.0	25	16	64.0			
		7022206	2023	2				76	54	71.1						90	90	100.0							90	47	52.2	44	34	77.3	46	29	63.0	57	24	42.1			
	BAKENBERG HIGH	7021101	2024	2	21	15	71.4	20	17	85.0	21	18	85.7	21	16	76.2	80	79	98.8	39	39	100.0	35	33	94.3	59	49	83.1	51	46	90.2	29	21	72.4	24	18	75.0		
		7021101	2023	2	16	12	75.0	24	22	91.7	16	16	100.0	16	14	87.5	79	79	100.0	39	39	100.0	31	31	100.0	63	49	77.8	41	41	100.0	38	21	55.3	32	27	84.4		
	BATHOKWA SECONDARY	7021212	2024	1				17	17	100.0	17	17	100.0				17	17	100.0							17	17	100.0	10	10	100.0	7	3	42.9					
		7021212	2023	1				26	19	73.1	26	23	88.5				26	26	100.0							26	11	42.3	12	9	75.0	14	7	50.0					
	BEN HLONGWANE SECONDARY	7022110	2024	2				27	22	81.5							43	43	100.0	43	38	88.4				43	34	79.1	26	20	76.9	17	5	29.4	16	15	93.8		
		7022110	2023	2				28	17	60.7							57	57	100.0	56	52	92.9				55	39	70.9	29	19	65.5	27	9	33.3	27	21	77.8		
	CHARLES MARAKALALA SECONDARY	7021111	2024	2				19	17	89.5							19	19	100.0	14	11	78.6				19	17	89.5	13	11	84.6	6	5	83.3	5	5	100.0		
		7021111	2023	2				18	17	94.4							18	18	100.0	11	9	81.8				18	14	77.8	9	7	77.8	9	4	44.4	7	6	85.7		
DENNIS MATLHABA II SECONDARY	7021102	2024	2	22	16	72.7	52	51	98.1				22	20	90.9	75	75	100.0							24	20	83.3	53	52	98.1	28	28	100.0	47	39	83.0	29	29	100.0
	7021102	2023	2	9	7	77.8	44	41	93.2				9	9	100.0	53	53	100.0							25	21	84.0	44	41	93.2	31	28	90.3	22	20	90.9	19	18	94.7

Province Districts	Centre Name	Centre Number	Exam Date	Quintile	Accounting			Agricultural Sciences			Business Studies			Economics			English First Additional Language			Geography			History			Life Sciences			Mathematical Literacy			Mathematics			Physical Sciences		
					Total Wrote	Achieved 30 - 100%	% Achieved at 30% and Above	Total Wrote	Achieved 30 - 100%	% Achieved at 30% and Above	Total Wrote	Achieved 30 - 100%	% Achieved at 30% and Above	Total Wrote	Achieved 30 - 100%	% Achieved at 30% and Above	Total Wrote	Achieved 30 - 100%	% Achieved at 30% and Above	Total Wrote	Achieved 30 - 100%	% Achieved at 30% and Above	Total Wrote	Achieved 30 - 100%	% Achieved at 30% and Above	Total Wrote	Achieved 30 - 100%	% Achieved at 30% and Above	Total Wrote	Achieved 30 - 100%	% Achieved at 30% and Above	Total Wrote	Achieved 30 - 100%	% Achieved at 30% and Above	Total Wrote	Achieved 30 - 100%	% Achieved at 30% and Above
					MOGALAKWENA	DG TSEBE HIGH	7022105	2024	3	59	48	81.4	29	25	86.2	53	51	96.2	53	42	79.2	117	117	100.0							64	43	67.2	67	54	80.6	50
		7022105	2023	3	75	24	32.0	67	53	79.1	55	37	67.3	52	30	57.7	145	145	100.0							93	62	66.7	48	35	72.9	96	28	29.2	65	52	80.0
	EBENEZER SECONDARY	7022103	2024	3	39	36	92.3	32	32	100.0	30	29	96.7	30	25	83.3	144	144	100.0	73	70	95.9	46	45	97.8	69	68	98.6	67	67	100.0	78	60	76.9	69	61	88.4
		7022103	2023	3	25	20	80.0	62	58	93.5	19	18	94.7	19	15	78.9	195	195	100.0	108	87	80.6	60	59	98.3	116	109	94.0	76	62	81.6	119	68	57.1	116	86	74.1
	EDL RAMPOLA SECONDARY	7022102	2024	3							10	10	100.0	15	14	93.3	59	59	100.0	44	33	75.0				49	31	63.3	42	35	83.3	17	9	52.9	17	13	76.5
		7022102	2023	3	7	7	100.0				21	21	100.0	36	31	86.1	83	83	100.0	47	40	85.1				62	47	75.8	34	30	88.2	49	20	40.8	42	23	54.8
	GEORGE LANGA SENIOR SECONDARY	7021103	2024	2	24	22	91.7	27	21	77.8	24	22	91.7	24	21	87.5	71	71	100.0	47	41	87.2				47	38	80.9	46	36	78.3	25	6	24.0	20	12	60.0
		7021103	2023	2	31	26	83.9	19	18	94.7	31	23	74.2	31	28	90.3	68	68	100.0	37	31	83.8				37	32	86.5	50	46	92.0	18	6	33.3	18	15	83.3
	GEORGE MASIBE SECONDARY	7023205	2024	1				26	26	100.0							26	26	100.0	19	19	100.0				26	26	100.0	19	19	100.0	7	7	100.0	7	7	100.0
		7023205	2023	1				30	30	100.0							30	30	100.0	24	24	100.0				30	28	93.3	24	24	100.0	6	6	100.0	6	6	100.0
	GOBELA HIGH	7022108	2024	2													37	37	100.0	37	36	97.3	26	24	92.3	37	29	78.4	26	25	96.2	11	8	72.7	11	9	81.8
		7022108	2023	2													29	29	100.0	29	29	100.0	18	18	100.0	29	22	75.9	18	18	100.0	11	8	72.7	11	10	90.9
	GOJELA HIGH	7022104	2024	3							19	17	89.5				81	81	100.0	62	55	88.7				44	41	93.2	61	57	93.4	20	17	85.0	13	13	100.0
		7022104	2023	3							15	12	80.0				70	70	100.0	55	43	78.2				35	26	74.3	55	41	74.5	15	9	60.0	12	11	91.7
	GWENANE SECONDARY	7022303	2024	2	22	19	86.4	44	36	81.8	48	39	81.3	26	24	92.3	93	93	100.0	24	23	95.8	36	35	97.2	45	41	91.1	70	68	97.1	23	16	69.6	23	21	91.3
		7022303	2023	2	32	21	65.6	27	25	92.6	33	27	81.8	23	15	65.2	74	74	100.0	26	24	92.3	16	16	100.0	41	38	92.7	50	48	96.0	24	16	66.7	24	18	75.0
	HEBRON MODEL SCHOOL	7022391	2024	99							13	13	100.0	13	12	92.3	49	49	100.0	30	30	100.0				37	34	91.9	13	13	100.0	36	29	80.6	35	17	48.6
		7022391	2023	99							19	18	94.7	19	16	84.2	50	50	100.0	23	23	100.0				31	26	83.9	19	19	100.0	31	26	83.9	28	26	92.9
	HO&RSKOOL PIET POTGIETER	7022301	2024	5	17	16	94.1				54	49	90.7				87	87	100.0	26	26	100.0	30	27	90.0	75	71	94.7	69	68	98.6	53	49	92.5	46	37	80.4
		7022301	2023	5	29	23	79.3				47	38	80.9				103	103	100.0	48	44	91.7	34	28	82.4	82	68	82.9	68	65	95.6	71	55	77.5	55	48	87.3



Province Districts	Centre Name	Centre Number	Exam Date	Quintile	Accounting			Agricultural Sciences			Business Studies			Economics			English First Additional Language			Geography			History			Life Sciences			Mathematical Literacy			Mathematics			Physical Sciences		
					Total Wrote	Achieved 30 - 100%	% Achieved at 30% and Above	Total Wrote	Achieved 30 - 100%	% Achieved at 30% and Above	Total Wrote	Achieved 30 - 100%	% Achieved at 30% and Above	Total Wrote	Achieved 30 - 100%	% Achieved at 30% and Above	Total Wrote	Achieved 30 - 100%	% Achieved at 30% and Above	Total Wrote	Achieved 30 - 100%	% Achieved at 30% and Above	Total Wrote	Achieved 30 - 100%	% Achieved at 30% and Above	Total Wrote	Achieved 30 - 100%	% Achieved at 30% and Above	Total Wrote	Achieved 30 - 100%	% Achieved at 30% and Above	Total Wrote	Achieved 30 - 100%	% Achieved at 30% and Above	Total Wrote	Achieved 30 - 100%	% Achieved at 30% and Above
					MOGALAKWENA	JOHN PETRO SECONDARY	7022111	2024	2									54	33	61.1	65	65	100.0	65	53	81.5				30	21	70.0	48	40	83.3	17	4
		7022111	2023	2									26	16	61.5	57	57	100.0	57	50	87.7				57	44	77.2	30	27	90.0	27	14	51.9	30	22	73.3	
	KGABA SECONDARY	7022107	2024	2	16	14	87.5				9	9	100.0	8	8	100.0	16	16	100.0						8	8	100.0	9	9	100.0	7	7	100.0	7	7	100.0	
		7022107	2023	2	20	20	100.0				11	10	90.9				20	20	100.0						20	14	70.0	11	11	100.0	9	9	100.0	9	9	100.0	
	KGABEDI SECONDARY	7023311	2024	2				18	17	94.4							18	18	100.0	18	16	88.9			18	17	94.4	18	18	100.0							
		7023311	2023	2				10	7	70.0							13	13	100.0	13	13	100.0			13	13	100.0	13	13	100.0							
	KGAKGATHU SECONDARY	7023312	2024	2				5	4	80.0							22	22	100.0	17	13	76.5	17	8	47.1	5	3	60.0	17	13	76.5	5	4	80.0	5	4	80.0
		7023312	2023	2				6	5	83.3							39	39	100.0	33	29	87.9	33	27	81.8	7	7	100.0	33	24	72.7	6	2	33.3	6	3	50.0
	KGATI YA MOSHATE PUBLIC SECONDARY	7022305	2024	2	11	8	72.7	67	47	70.1	106	93	87.7	38	30	78.9	198	198	100.0	110	102	92.7			75	69	92.0	159	127	79.9	39	31	79.5	39	30	76.9	
		7022305	2023	2	15	10	66.7	68	58	85.3	88	69	78.4	40	21	52.5	184	183	99.5	90	75	83.3			82	72	87.8	148	113	76.4	36	27	75.0	21	21	100.0	
	KGAUBOTLHALE SENIOR SECONDARY	7021205	2024	2													23	23	100.0	23	23	100.0			23	22	95.7	16	16	100.0	7	7	100.0	7	7	100.0	
		7021205	2023	2													19	19	100.0	19	19	100.0			19	13	68.4	12	12	100.0	7	5	71.4	7	5	71.4	
	KGOKARI SECONDARY	7023210	2024	2				28	28	100.0							28	28	100.0	18	18	100.0			28	28	100.0	14	14	100.0	14	12	85.7	10	9	90.0	
		7023210	2023	2				36	36	100.0							36	36	100.0	21	21	100.0			36	36	100.0	19	19	100.0	17	13	76.5	15	15	100.0	
	KGOLODI HIGH	7023103	2024	2	11	9	81.8				43	38	88.4	43	33	76.7	43	43	100.0								27	16	59.3	16	8	50.0					
		7023103	2023	2	12	10	83.3				25	24	96.0	25	22	88.0	25	25	100.0								10	10	100.0	15	10	66.7					
	KOLOBE RAMASOBANA SECONDARY	7021110	2024	2													22	22	100.0	15	15	100.0			22	22	100.0	15	15	100.0	7	6	85.7	7	7	100.0	
		7021110	2023	2													21	21	100.0	12	11	91.7			21	16	76.2	12	12	100.0	9	6	66.7	9	9	100.0	
	KUBUSHE SECONDARY	7023306	2024	2													22	22	100.0	22	20	90.9			22	19	86.4	19	16	84.2	3	3	100.0	3	3	100.0	
		7023306	2023	2													14	14	100.0	14	12	85.7			14	10	71.4	10	9	90.0	4	4	100.0	4	4	100.0	



Province Districts	Centre Name	Centre Number	Exam Date	Quintile	Accounting			Agricultural Sciences			Business Studies			Economics			English First Additional Language			Geography			History			Life Sciences			Mathematical Literacy			Mathematics			Physical Sciences		
					Total Wrote	Achieved 30 - 100%	% Achieved at 30% and Above	Total Wrote	Achieved 30 - 100%	% Achieved at 30% and Above	Total Wrote	Achieved 30 - 100%	% Achieved at 30% and Above	Total Wrote	Achieved 30 - 100%	% Achieved at 30% and Above	Total Wrote	Achieved 30 - 100%	% Achieved at 30% and Above	Total Wrote	Achieved 30 - 100%	% Achieved at 30% and Above	Total Wrote	Achieved 30 - 100%	% Achieved at 30% and Above	Total Wrote	Achieved 30 - 100%	% Achieved at 30% and Above	Total Wrote	Achieved 30 - 100%	% Achieved at 30% and Above	Total Wrote	Achieved 30 - 100%	% Achieved at 30% and Above	Total Wrote	Achieved 30 - 100%	% Achieved at 30% and Above
					MOGALAKWENA	MAPANOLLA SECONDARY	7022211	2024	1	18	12	66.7				22	16	72.7	21	12	57.1	103	103	100.0	81	69	85.2	61	48	78.7	31	28	90.3	81	60	74.1	22
		7022211	2023	1	24	16	66.7				24	22	91.7	24	18	75.0	72	72	100.0	48	45	93.8	33	32	97.0	48	34	70.8	57	55	96.5	15	10	66.7	15	14	93.3
	MASERUNYANE HIGH	7021308	2024	2				46	43	93.5							47	47	100.0							46	35	76.1	41	39	95.1	6	6	100.0	6	6	100.0
		7021308	2023	2				25	24	96.0							27	27	100.0							24	18	75.0	22	21	95.5	5	5	100.0	5	5	100.0
	MASHAMAITE SENIOR SECONDARY	7023107	2024	1				51	28	54.9							51	51	100.0				31	21	67.7	20	16	80.0	31	23	74.2	20	5	25.0	9	9	100.0
		7023107	2023	1				26	13	50.0							26	26	100.0				14	10	71.4	12	10	83.3	14	12	85.7	12	1	8.3	12	10	83.3
	MASHOBELA SECONDARY	7023209	2024	2				31	31	100.0							35	35	100.0	35	34	97.1				35	30	85.7	25	24	96.0	10	5	50.0	4	3	75.0
		7023209	2023	2				16	15	93.8							21	21	100.0	21	17	81.0				21	16	76.2	12	11	91.7	9	2	22.2	5	3	60.0
	MASHUBASHUBA SECONDARY	7023203	2023	2									16	13	81.3	16	14	87.5	16	13	81.3				16	12	75.0	12	9	75.0	4	2	50.0				
	MASODI SECONDARY	7022204	2024	3													121	121	100.0	121	98	81.0	40	34	85.0	85	64	75.3	47	37	78.7	74	48	64.9	74	54	73.0
		7022204	2023	3													102	102	100.0	102	86	84.3	52	43	82.7	102	76	74.5	53	37	69.8	50	41	82.0	50	49	98.0
	MATANTA SECONDARY	7021304	2024	2									10	6	60.0	29	29	100.0	29	27	93.1				29	25	86.2	8	6	75.0	21	7	33.3	19	9	47.4	
		7021304	2023	2									22	12	54.5	48	48	100.0	48	30	62.5				48	22	45.8	19	8	42.1	29	12	41.4	26	13	50.0	
	MATATANE SECONDARY	7021202	2024	2				37	22	59.5							37	35	94.6							37	20	54.1	30	15	50.0	7	4	57.1	6	3	50.0
		7021202	2023	2				31	28	90.3							30	30	100.0							31	28	90.3	20	16	80.0	11	4	36.4	6	6	100.0
	MATHULAMISHA HIGH	7021201	2024	2	11	9	81.8				97	88	90.7	51	27	52.9	97	97	100.0							46	44	95.7	49	33	67.3	48	19	39.6	37	20	54.1
		7021201	2023	2	15	14	93.3				76	56	73.7	122	89	73.0	121	120	99.2							45	35	77.8	73	44	60.3	49	19	38.8	22	17	77.3
	MATOPA SENIOR SECONDARY	7021206	2024	2							17	16	94.1	17	16	94.1	29	29	100.0	29	29	100.0				12	12	100.0	17	14	82.4	12	6	50.0	12	11	91.7
		7021206	2023	2							15	14	93.3	15	14	93.3	27	27	100.0	27	26	96.3				12	11	91.7	15	13	86.7	12	5	41.7	12	11	91.7

Province Districts	Centre Name	Centre Number	Exam Date	Quintile	Accounting			Agricultural Sciences			Business Studies			Economics			English First Additional Language			Geography			History			Life Sciences			Mathematical Literacy			Mathematics			Physical Sciences		
					Total Wrote	Achieved 30 - 100%	% Achieved at 30% and Above	Total Wrote	Achieved 30 - 100%	% Achieved at 30% and Above	Total Wrote	Achieved 30 - 100%	% Achieved at 30% and Above	Total Wrote	Achieved 30 - 100%	% Achieved at 30% and Above	Total Wrote	Achieved 30 - 100%	% Achieved at 30% and Above	Total Wrote	Achieved 30 - 100%	% Achieved at 30% and Above	Total Wrote	Achieved 30 - 100%	% Achieved at 30% and Above	Total Wrote	Achieved 30 - 100%	% Achieved at 30% and Above	Total Wrote	Achieved 30 - 100%	% Achieved at 30% and Above	Total Wrote	Achieved 30 - 100%	% Achieved at 30% and Above	Total Wrote	Achieved 30 - 100%	% Achieved at 30% and Above
					MATSIBE HIGH	7022207	2024	2												47	47	100.0	47	45	95.7	18	18	100.0	47	39	83.0	18	17	94.4	29	13	44.8
	7022207	2023	2												32	32	100.0	32	31	96.9	14	14	100.0	32	24	75.0	16	14	87.5	16	3	18.8	18	15	83.3		
MATSOGELLA SENIOR SECONDARY	7021106	2024	2				14	14	100.0						21	21	100.0	21	21	100.0				21	21	100.0	10	10	100.0	11	10	90.9	7	7	100.0		
	7021106	2023	2				9	7	77.8						23	23	100.0	23	20	87.0				23	14	60.9	9	7	77.8	14	7	50.0	14	12	85.7		
MAWELE SECONDARY	7021108	2024	1							7	7	100.0			7	7	100.0							7	7	100.0	5	5	100.0	2	0	0.0					
	7021108	2023	1							15	12	80.0			24	22	91.7							24	18	75.0	11	7	63.6	13	0	0.0	9	2	22.2		
MMADIKANA SECONDARY	7022201	2024	2				8	7	87.5	37	32	86.5			68	68	100.0	68	65	95.6	29	29	100.0	31	30	96.8	37	36	97.3	31	23	74.2	31	30	96.8		
	7022201	2023	2	20	8	40.0	49	40	81.6	20	16	80.0			92	92	100.0	92	86	93.5	49	49	100.0	23	21	91.3	69	56	81.2	23	21	91.3	23	23	100.0		
MMAMOPI HIGH	7023102	2024	1	10	8	80.0				34	31	91.2	34	30	88.2	34	34	100.0									30	25	83.3	4	1	25.0					
	7023102	2023	1	5	4	80.0	17	14	82.4				17	13	76.5	17	17	100.0									14	7	50.0	3	1	33.3					
MMANTUTULE SECONDARY	7021307	2024	2	36	28	77.8				36	33	91.7	36	30	83.3	202	202	100.0	166	118	71.1	92	70	76.1	105	88	83.8	92	59	64.1	109	54	49.5	73	49	67.1	
	7021307	2023	2	33	23	69.7				34	22	64.7	34	25	73.5	193	193	100.0	160	120	75.0	96	75	78.1	160	86	53.8	96	56	58.3	98	51	52.0	64	43	67.2	
MMATEDU SECONDARY	7021306	2024	1	3	3	100.0				22	22	100.0	16	13	81.3	44	44	100.0	28	28	100.0				41	40	97.6	20	19	95.0	24	23	95.8	22	18	81.8	
	7021306	2023	1							26	26	100.0				51	51	100.0	50	44	88.0				51	43	84.3	25	22	88.0	26	12	46.2	24	14	58.3	
MOEPEL SECONDARY	7021213	2024	1				37	21	56.8	29	16	55.2				37	36	97.3							13	10	76.9	27	16	59.3	10	6	60.0	8	7	87.5	
	7021213	2023	1				22	16	72.7				18	11	61.1	22	22	100.0							9	7	77.8	17	13	76.5	5	2	40.0	4	2	50.0	
MOOKAMEDI SECONDARY	7021209	2024	2				30	29	96.7	13	13	100.0	11	10	90.9	30	30	100.0							19	19	100.0	11	11	100.0	19	11	57.9	17	13	76.5	
	7021209	2023	2				36	33	91.7	18	16	88.9	18	16	88.9	36	36	100.0							18	17	94.4	18	15	83.3	18	13	72.2	18	16	88.9	
MOTJERE HIGH	7023314	2024	2												38	38	100.0	29	20	69.0				9	9	100.0	29	26	89.7	9	6	66.7	9	9	100.0		
	7023314	2023	2							43	19	44.2				54	54	100.0	54	25	46.3				10	8	80.0	43	27	62.8	10	7	70.0	10	9	90.0	

Province Districts	Centre Name	Centre Number	Exam Date	Quintile	Accounting			Agricultural Sciences			Business Studies			Economics			English First Additional Language			Geography			History			Life Sciences			Mathematical Literacy			Mathematics			Physical Sciences		
					Total Wrote	Achieved 30 - 100%	% Achieved at 30% and Above	Total Wrote	Achieved 30 - 100%	% Achieved at 30% and Above	Total Wrote	Achieved 30 - 100%	% Achieved at 30% and Above	Total Wrote	Achieved 30 - 100%	% Achieved at 30% and Above	Total Wrote	Achieved 30 - 100%	% Achieved at 30% and Above	Total Wrote	Achieved 30 - 100%	% Achieved at 30% and Above	Total Wrote	Achieved 30 - 100%	% Achieved at 30% and Above	Total Wrote	Achieved 30 - 100%	% Achieved at 30% and Above	Total Wrote	Achieved 30 - 100%	% Achieved at 30% and Above	Total Wrote	Achieved 30 - 100%	% Achieved at 30% and Above	Total Wrote	Achieved 30 - 100%	% Achieved at 30% and Above
					MOYANENG SECONDARY SCHOOL	7023313	2024	2				31	30	96.8	16	15	93.8	16	15	93.8	31	31	100.0						15	12	80.0	16	13	81.3	15	9	60.0
	7023313	2023	2				41	30	73.2	21	13	61.9	21	10	47.6	41	41	100.0						20	15	75.0	21	12	57.1	20	12	60.0	20	16	80.0		
MPEDI HIGH	7023106	2024	2												43	43	100.0	43	40	93.0					43	40	93.0	36	34	94.4	7	7	100.0	7	7	100.0	
	7023106	2023	2												39	39	100.0	39	39	100.0					39	38	97.4	34	34	100.0	5	5	100.0				
MPHARI SECONDARY	7023108	2024	1				41	40	97.6	6	6	100.0				40	40	100.0						35	29	82.9	31	30	96.8	10	9	90.0	10	10	100.0		
	7023108	2023	1	1	1	100.0	52	50	96.2	7	7	100.0	3	3	100.0	55	55	100.0						48	45	93.8	37	34	91.9	18	16	88.9	18	18	100.0		
MPHOKENG SECONDARY	7023308	2024	2	5	5	100.0				23	23	100.0	31	31	100.0	67	67	100.0	45	44	97.8				35	22	62.9	54	48	88.9	14	10	71.4	12	10	83.3	
	7023308	2023	2	5	5	100.0				16	14	87.5	28	19	67.9	62	62	100.0	45	41	91.1				29	19	65.5	32	27	84.4	30	13	43.3	29	26	89.7	
MPHUNYE SENIOR SECONDARY	7021311	2024	2				54	44	81.5							102	101	99.0	102	85	83.3			102	76	74.5	47	36	76.6	55	26	47.3	48	29	60.4		
	7021311	2023	2				56	48	85.7							100	100	100.0	100	93	93.0			100	53	53.0	52	41	78.8	48	21	43.8	44	29	65.9		
MPIRWABIRWA SECONDARY	7022208	2024	1				19	11	57.9							42	42	100.0	42	36	85.7				42	35	83.3	19	13	68.4	23	10	43.5	23	15	65.2	
	7022208	2023	1				15	15	100.0							37	37	100.0	37	36	97.3				37	31	83.8	14	14	100.0	22	16	72.7	22	16	72.7	
NAKONKWETLOU SECONDARY	7023201	2024	2													31	31	100.0	31	28	90.3	15	15	100.0	31	31	100.0	15	15	100.0	16	11	68.8	16	15	93.8	
	7023201	2023	2													28	28	100.0	28	27	96.4	14	14	100.0	28	27	96.4	14	14	100.0	14	8	57.1	14	10	71.4	
NKAKABIDI SECONDARY	7022304	2024	2	19	10	52.6				32	32	100.0	36	33	91.7	95	95	100.0	69	68	98.6				35	31	88.6	56	46	82.1	39	29	74.4	38	33	86.8	
	7022304	2023	2	20	7	35.0				34	21	61.8	51	22	43.1	106	106	100.0	74	70	94.6				86	50	58.1	65	47	72.3	41	39	95.1	41	40	97.6	
NKGORU HIGH	7021208	2024	2				47	46	97.9	20	20	100.0	15	12	80.0	47	47	100.0							32	31	96.9	17	17	100.0	30	23	76.7	27	17	63.0	
	7021208	2023	2				43	40	93.0	17	16	94.1	17	14	82.4	43	43	100.0							26	24	92.3	17	17	100.0	26	17	65.4	26	19	73.1	
NKUBE SECONDARY	7021203	2024	2				22	22	100.0							32	32	100.0	32	32	100.0				32	31	96.9	15	14	93.3	17	3	17.6	10	10	100.0	
	7021203	2023	2				15	15	100.0							28	28	100.0	28	27	96.4				28	24	85.7	9	8	88.9	19	7	36.8	13	11	84.6	

Province Districts	Centre Name	Centre Number	Exam Date	Quintile	Accounting			Agricultural Sciences			Business Studies			Economics			English First Additional Language			Geography			History			Life Sciences			Mathematical Literacy			Mathematics			Physical Sciences		
					Total Wrote	Achieved 30 - 100%	% Achieved at 30% and Above	Total Wrote	Achieved 30 - 100%	% Achieved at 30% and Above	Total Wrote	Achieved 30 - 100%	% Achieved at 30% and Above	Total Wrote	Achieved 30 - 100%	% Achieved at 30% and Above	Total Wrote	Achieved 30 - 100%	% Achieved at 30% and Above	Total Wrote	Achieved 30 - 100%	% Achieved at 30% and Above	Total Wrote	Achieved 30 - 100%	% Achieved at 30% and Above	Total Wrote	Achieved 30 - 100%	% Achieved at 30% and Above	Total Wrote	Achieved 30 - 100%	% Achieved at 30% and Above	Total Wrote	Achieved 30 - 100%	% Achieved at 30% and Above	Total Wrote	Achieved 30 - 100%	% Achieved at 30% and Above
					MOGALAKWENA	NORTH CREST ACADEMY	7022392	2024	99				10	10	100.0	6	4	66.7	4	3	75.0	12	12	100.0	14	14	100.0				21	17	81.0	8	8	100.0	18
7022392	2023	99	2	2			100.0	4	2	50.0	8	8	100.0	4	3	75.0	4	4	100.0	4	4	100.0				6	5	83.3	4	4	100.0	9	4	44.4	5	5	100.0
NTATA SECONDARY	7022106	2024	2					48	41	85.4	14	14	100.0	14	12	85.7	56	56	100.0	42	38	90.5				42	38	90.5	45	45	100.0	11	6	54.5	8	6	75.0
	7022106	2023	2					47	35	74.5	14	12	85.7	14	9	64.3	54	54	100.0	40	32	80.0				40	31	77.5	43	36	83.7	11	5	45.5	7	7	100.0
NTHUBA HIGH	7023310	2024	2	12		12	100.0	29	28	96.6	29	27	93.1	29	23	79.3	58	58	100.0	19	16	84.2				12	12	100.0	48	39	81.3	10	9	90.0	10	10	100.0
	7023310	2023	2	13		13	100.0	37	33	89.2	18	18	100.0	18	15	83.3	56	56	100.0	22	20	90.9				19	19	100.0	35	30	85.7	21	11	52.4	15	14	93.3
PALEDI SECONDARY	7023303	2024	2					45	44	97.8							45	45	100.0	32	31	96.9				45	41	91.1	31	29	93.5	14	11	78.6	13	11	84.6
	7023303	2023	2					55	54	98.2							55	55	100.0	35	35	100.0				55	49	89.1	35	34	97.1	20	13	65.0	20	17	85.0
PHAHLAPHAHLA	7023204	2024	2					19	19	100.0	8	8	100.0	8	8	100.0	27	27	100.0	10	10	100.0				27	27	100.0	16	16	100.0	11	8	72.7	9	8	88.9
	7023204	2023	2					22	21	95.5	6	6	100.0				22	22	100.0							22	22	100.0	5	5	100.0	17	14	82.4	16	15	93.8
PHALADINGOE TECHNICAL HIGH SCHOOL	7021301	2024	2														43	43	100.0													14	12	85.7	14	13	92.9
	7021301	2023	2														75	75	100.0													29	27	93.1	29	29	100.0
PIRWANA SECONDARY	7023302	2024	2					18	15	83.3							18	18	100.0	18	16	88.9				18	13	72.2	18	14	77.8						
	7023302	2023	2					27	19	70.4							27	27	100.0	27	20	74.1				27	18	66.7	27	22	81.5						
PT MATLALA SECONDARY	7023301	2024	2					22	22	100.0							22	22	100.0	16	13	81.3				22	14	63.6	16	13	81.3	6	5	83.3	6	6	100.0
	7023301	2023	2					44	39	88.6							44	44	100.0	33	25	75.8				44	29	65.9	33	27	81.8	11	8	72.7	11	7	63.6
RAKUDUBANE SECONDARY	7021211	2024	1					35	24	68.6				22	13	59.1	35	35	100.0							35	22	62.9	22	13	59.1	11	7	63.6	13	9	69.2
	7021211	2023	1					37	34	91.9				13	11	84.6	37	37	100.0							37	33	89.2	12	12	100.0	25	15	60.0	24	19	79.2
RALELEDU REPEAT PART-TIME CENTRE	7023132	2023	99					10	5	50.0							10	10	100.0	10	7	70.0							10	7	70.0						

Province Districts	Centre Name	Centre Number	Exam Date	Quintile	Accounting			Agricultural Sciences			Business Studies			Economics			English First Additional Language			Geography			History			Life Sciences			Mathematical Literacy			Mathematics			Physical Sciences					
					Total Wrote	Achieved 30 - 100%	% Achieved at 30% and Above	Total Wrote	Achieved 30 - 100%	% Achieved at 30% and Above	Total Wrote	Achieved 30 - 100%	% Achieved at 30% and Above	Total Wrote	Achieved 30 - 100%	% Achieved at 30% and Above	Total Wrote	Achieved 30 - 100%	% Achieved at 30% and Above	Total Wrote	Achieved 30 - 100%	% Achieved at 30% and Above	Total Wrote	Achieved 30 - 100%	% Achieved at 30% and Above	Total Wrote	Achieved 30 - 100%	% Achieved at 30% and Above	Total Wrote	Achieved 30 - 100%	% Achieved at 30% and Above	Total Wrote	Achieved 30 - 100%	% Achieved at 30% and Above	Total Wrote	Achieved 30 - 100%	% Achieved at 30% and Above			
MOGALAKWENA	RALELEDU SENIOR SECONDARY	7023101	2024	2											69	69	100.0	42	34	81.0	42	36	85.7	26	22	84.6	42	39	92.9	27	21	77.8	27	24	88.9					
		7023101	2023	2											30	30	100.0	13	13	100.0	13	13	100.0	17	15	88.2	13	13	100.0	17	13	76.5	17	15	88.2					
	RAMOGABUDI SENIOR SECONDARY	7022203	2024	2	125	117	93.6				22	22	100.0	22	22	100.0	125	125	100.0							103	94	91.3				125	114	91.2	103	94	91.3			
		7022203	2023	2	131	118	90.1				30	30	100.0	30	27	90.0	131	131	100.0							101	87	86.1				131	103	78.6	101	86	85.1			
	RAMOLLWANE SENIOR SECONDARY	7021204	2024	2							21	20	95.2				32	32	100.0	32	31	96.9				32	29	90.6	21	20	95.2	11	10	90.9	11	9	81.8			
		7021204	2023	2							26	26	100.0				34	34	100.0	34	34	100.0				34	21	61.8	26	25	96.2	8	7	87.5	8	8	100.0			
	RAOWELE SECONDARY	7021314	2024	1													56	56	100.0													17	16	94.1	17	15	88.2			
		7021314	2023	1													63	63	100.0													22	17	77.3	22	21	95.5			
	SEGOBOKO SECONDARY	7023208	2024	1							13	13	100.0				13	13	100.0							13	13	100.0				13	10	76.9	13	9	69.2			
		7023208	2023	1							19	18	94.7				19	19	100.0							19	17	89.5				19	15	78.9	19	15	78.9			
	SEKOBWA SECONDARY	7021302	2024	2				24	21	87.5	25	22	88.0	21	17	81.0	46	46	100.0										27	21	77.8	20	18	90.0	24	10	41.7	19	12	63.2
		7021302	2023	2	4	3	75.0	29	26	89.7	15	8	53.3	20	14	70.0	45	45	100.0										24	16	66.7	18	10	55.6	24	6	25.0	21	17	81.0
	SEWANE SECONDARY	7021210	2024	1				16	15	93.8							16	16	100.0							16	15	93.8	12	10	83.3	4	0	0.0	3	2	66.7			
		7021210	2023	1				11	11	100.0				3	2	66.7	11	11	100.0							11	10	90.9	3	3	100.0	8	4	50.0	8	8	100.0			
	SEPHUTHI SENIOR SECONDARY	7023105	2024	2	10	10	100.0	62	62	100.0	23	23	100.0	23	23	100.0	85	85	100.0										62	61	98.4	59	58	98.3	26	25	96.2	26	26	100.0
		7023105	2023	2	15	15	100.0	42	42	100.0	23	23	100.0	23	22	95.7	65	65	100.0										42	41	97.6	52	52	100.0	13	12	92.3	13	13	100.0
	SEREMA HIGH	7021112	2024	2				32	27	84.4							32	32	100.0										32	26	81.3	26	22	84.6	6	5	83.3	5	5	100.0
		7021112	2023	2				20	17	85.0							20	20	100.0										20	15	75.0	13	11	84.6	7	6	85.7	7	7	100.0
	SERITARITA SECONDARY	7021313	2024	2													142	142	100.0	46	46	100.0							46	46	100.0				46	40	87.0	46	36	78.3
7021313		2023	2													122	122	100.0	70	69	98.6							70	66	94.3				70	52	74.3	70	59	84.3	





Province Districts	Centre Name	Centre Number	Exam Date	Quintile	Accounting			Agricultural Sciences			Business Studies			Economics			English First Additional Language			Geography			History			Life Sciences			Mathematical Literacy			Mathematics			Physical Sciences		
					Total Wrote	Achieved 30 - 100%	% Achieved at 30% and Above	Total Wrote	Achieved 30 - 100%	% Achieved at 30% and Above	Total Wrote	Achieved 30 - 100%	% Achieved at 30% and Above	Total Wrote	Achieved 30 - 100%	% Achieved at 30% and Above	Total Wrote	Achieved 30 - 100%	% Achieved at 30% and Above	Total Wrote	Achieved 30 - 100%	% Achieved at 30% and Above	Total Wrote	Achieved 30 - 100%	% Achieved at 30% and Above	Total Wrote	Achieved 30 - 100%	% Achieved at 30% and Above	Total Wrote	Achieved 30 - 100%	% Achieved at 30% and Above	Total Wrote	Achieved 30 - 100%	% Achieved at 30% and Above	Total Wrote	Achieved 30 - 100%	% Achieved at 30% and Above
					MOPANI EAST	ABEL SECONDARY SCHOOL	7072209	2024	1							25	24	96.0	20	13	65.0	45	45	100.0	45	43	95.6				25	20	80.0	20	18	90.0	25
		7072209	2023	1							20	19	95.0	14	10	71.4	35	35	100.0	35	31	88.6				21	18	85.7	16	15	93.8	19	8	42.1	15	14	93.3
	ALL SAINTS COLLEGE	7074292	2024	99	4	4	100.0	21	21	100.0	59	59	100.0	66	65	98.5	112	112	100.0	87	87	100.0				53	53	100.0	60	59	98.3	52	48	92.3	46	46	100.0
		7074292	2023	99	21	20	95.2	23	23	100.0	38	38	100.0	50	50	100.0	89	89	100.0	64	64	100.0				70	69	98.6	52	52	100.0	56	46	82.1	58	54	93.1
	BAMBENI SECONDARY	7073510	2024	1				35	27	77.1							47	47	100.0	47	44	93.6				38	36	94.7	22	22	100.0	24	19	79.2	12	11	91.7
		7073510	2023	1				21	18	85.7							39	39	100.0	39	38	97.4				39	35	89.7	10	10	100.0	29	27	93.1	18	12	66.7
	BARANUKA SECONDARY	7074206	2024	1				18	16	88.9							74	74	100.0	56	52	92.9	41	39	95.1	36	35	97.2	41	35	85.4	33	24	72.7	33	24	72.7
		7074206	2023	1				39	28	71.8							127	126	99.2	88	70	79.5	61	48	78.7	127	69	54.3	61	42	68.9	66	16	24.2	65	33	50.8
	BOLOTSWI SECONDARY	7072201	2024	1												18	18	100.0	18	16	88.9	13	9	69.2	18	14	77.8	13	13	100.0	5	5	100.0	5	5	100.0	
		7072201	2023	1				19	7	36.8							55	47	85.5	54	24	44.4	37	21	56.8	37	22	59.5	37	18	48.6	18	9	50.0	18	7	38.9
	CHAMANDU HIGH	7073301	2024	1	10	9	90.0	6	5	83.3	10	10	100.0	10	9	90.0	22	22	100.0	7	6	85.7	5	5	100.0	12	7	58.3	16	14	87.5	6	4	66.7	6	4	66.7
		7073301	2023	1	21	18	85.7	26	12	46.2	21	19	90.5	21	20	95.2	54	54	100.0	10	8	80.0	23	13	56.5	33	11	33.3	45	27	60.0	9	1	11.1	7	4	57.1
	CHAMETI HIGH	7073203	2024	1				34	28	82.4							39	39	100.0	34	32	94.1				39	33	84.6	28	24	85.7	11	10	90.9	5	4	80.0
		7073203	2023	1				24	20	83.3							28	28	100.0	21	21	100.0				28	21	75.0	18	16	88.9	10	8	80.0	4	4	100.0
	DUMAZI HIGH	7073302	2024	1	14	12	85.7	98	80	81.6	24	24	100.0	14	13	92.9	118	118	100.0	61	50	82.0				104	77	74.0	70	61	87.1	48	30	62.5	39	32	82.1
		7073302	2023	1	7	5	71.4	54	41	75.9	7	6	85.7	7	5	71.4	62	62	100.0	34	27	79.4				55	24	43.6	41	36	87.8	21	15	71.4	22	15	68.2
	DUVULA MAHUNTSI SECONDARY	7072302	2024	2				27	25	92.6							63	63	100.0	52	45	86.5	28	26	92.9	63	39	61.9	43	42	97.7	20	9	45.0	19	10	52.6
		7072302	2023	2				28	21	75.0							57	57	100.0	47	34	72.3	17	15	88.2	57	35	61.4	35	27	77.1	22	14	63.6	22	16	72.7
	EDWARD HOMU SECONDARY	7073402	2024	2	5	5	100.0	22	20	90.9	14	12	85.7	14	6	42.9	95	94	98.9	59	48	81.4	59	46	78.0	22	20	90.9	74	54	73.0	21	6	28.6	9	9	100.0
		7073402	2023	2	13	11	84.6	36	28	77.8	19	16	84.2	19	16	84.2	123	121	98.4	71	48	67.6	63	38	60.3	40	34	85.0	78	42	53.8	45	7	15.6	18	8	44.4

Province Districts	Centre Name	Centre Number	Exam Date	Quintile	Accounting			Agricultural Sciences			Business Studies			Economics			English First Additional Language			Geography			History			Life Sciences			Mathematical Literacy			Mathematics			Physical Sciences		
					Total Wrote	Achieved 30 - 100%	% Achieved at 30% and Above	Total Wrote	Achieved 30 - 100%	% Achieved at 30% and Above	Total Wrote	Achieved 30 - 100%	% Achieved at 30% and Above	Total Wrote	Achieved 30 - 100%	% Achieved at 30% and Above	Total Wrote	Achieved 30 - 100%	% Achieved at 30% and Above	Total Wrote	Achieved 30 - 100%	% Achieved at 30% and Above	Total Wrote	Achieved 30 - 100%	% Achieved at 30% and Above	Total Wrote	Achieved 30 - 100%	% Achieved at 30% and Above	Total Wrote	Achieved 30 - 100%	% Achieved at 30% and Above	Total Wrote	Achieved 30 - 100%	% Achieved at 30% and Above	Total Wrote	Achieved 30 - 100%	% Achieved at 30% and Above
					MOPANI EAST	FAMANDHA HIGH	7073309	2024	1				43	43	100.0	17	15	88.2	7	5	71.4	77	77	100.0	50	46	92.0	27	27	100.0	60	54	90.0	47	46	97.9	30
		7073309	2023	1	13	12	92.3	53	51	96.2	32	27	84.4	13	9	69.2	119	119	100.0	63	43	68.3	53	51	96.2	87	60	69.0	74	58	78.4	45	25	55.6	43	27	62.8
	GAWULA HIGH	7073411	2024	1	35	27	77.1	22	12	54.5	35	33	94.3	35	27	77.1	75	75	100.0	40	36	90.0				40	30	75.0	50	44	88.0	25	22	88.0	18	14	77.8
		7073411	2023	1	34	31	91.2	11	9	81.8	34	32	94.1	34	27	79.4	54	54	100.0	20	18	90.0				20	11	55.0	39	38	97.4	15	11	73.3	9	5	55.6
	GIDELA SECONDARY	7072108	2024	1							20	20	100.0	27	17	63.0	49	49	100.0	29	29	100.0	38	38	100.0	22	21	95.5	37	37	100.0	12	11	91.7	11	11	100.0
		7072108	2023	1							18	18	100.0	33	30	90.9	52	52	100.0	34	31	91.2	41	41	100.0	19	19	100.0	39	35	89.7	13	11	84.6	11	11	100.0
	GIJA NGOVE SENIOR SECONDARY	7073204	2024	2	40	35	87.5				66	64	97.0	69	69	100.0	143	143	100.0	77	72	93.5	40	40	100.0	37	37	100.0	103	101	98.1	40	34	85.0	37	32	86.5
		7073204	2023	2	34	28	82.4				67	59	88.1	103	86	83.5	197	197	100.0	130	109	83.8	74	62	83.8	56	54	96.4	140	117	83.6	57	27	47.4	56	51	91.1
	GIVA-MAHLATHI SECONDARY	7073403	2024	1				22	19	86.4							26	25	96.2	26	15	57.7				26	20	76.9	22	20	90.9	4	1	25.0	4	1	25.0
		7073403	2023	1	6	4	66.7	32	4	12.5	6	3	50.0	6	3	50.0	45	43	95.6	40	16	40.0				40	10	25.0	38	24	63.2	8	0	0.0	8	5	62.5
	GIYANI HIGH	7073101	2024	3	13	9	69.2	31	27	87.1	13	12	92.3	13	11	84.6	234	234	100.0	162	134	82.7	104	87	83.7	97	78	80.4	112	79	70.5	111	60	54.1	95	62	65.3
		7073101	2023	3	25	14	56.0	30	30	100.0	25	22	88.0	25	21	84.0	197	197	100.0	109	99	90.8	51	46	90.2	95	81	85.3	60	47	78.3	120	54	45.0	91	57	62.6
	HANYANI THOMO HIGH	7073404	2024	3	36	32	88.9	53	48	90.6	40	38	95.0	40	32	80.0	189	188	99.5	139	115	82.7				149	118	79.2	121	102	84.3	68	46	67.6	45	34	75.6
		7073404	2023	3	40	36	90.0	63	56	88.9	44	38	86.4	44	40	90.9	208	208	100.0	134	105	78.4				164	109	66.5	120	98	81.7	88	52	59.1	80	59	73.8
	HASANI MNINGINISI SECONDARY	7073405	2024	1	6	5	83.3	20	16	80.0	6	6	100.0	11	11	100.0	48	48	100.0	22	22	100.0				37	27	73.0	41	38	92.7	7	6	85.7	7	6	85.7
		7073405	2023	1	13	12	92.3	39	31	79.5	9	8	88.9	11	10	90.9	67	67	100.0	15	14	93.3				56	45	80.4	55	47	85.5	12	10	83.3	12	11	91.7
	HATLANI MUYEXE SECONDARY	7073412	2024	1				48	46	95.8							48	48	100.0	35	32	91.4				48	46	95.8	27	25	92.6	21	14	66.7	13	12	92.3
		7073412	2023	1				46	33	71.7							46	46	100.0	38	29	76.3				46	35	76.1	36	30	83.3	10	4	40.0	8	8	100.0
	HAWUKA SENIOR SECONDARY	7073102	2024	1							33	30	90.9				48	48	100.0	40	37	92.5				15	14	93.3	33	27	81.8	15	8	53.3	15	14	93.3
		7073102	2023	1							29	27	93.1				42	42	100.0	35	28	80.0				13	12	92.3	29	20	69.0	13	3	23.1	13	9	69.2

Province Districts	Centre Name	Centre Number	Exam Date	Quintile	Accounting			Agricultural Sciences			Business Studies			Economics			English First Additional Language			Geography			History			Life Sciences			Mathematical Literacy			Mathematics			Physical Sciences		
					Total Wrote	Achieved 30 - 100%	% Achieved at 30% and Above	Total Wrote	Achieved 30 - 100%	% Achieved at 30% and Above	Total Wrote	Achieved 30 - 100%	% Achieved at 30% and Above	Total Wrote	Achieved 30 - 100%	% Achieved at 30% and Above	Total Wrote	Achieved 30 - 100%	% Achieved at 30% and Above	Total Wrote	Achieved 30 - 100%	% Achieved at 30% and Above	Total Wrote	Achieved 30 - 100%	% Achieved at 30% and Above	Total Wrote	Achieved 30 - 100%	% Achieved at 30% and Above	Total Wrote	Achieved 30 - 100%	% Achieved at 30% and Above	Total Wrote	Achieved 30 - 100%	% Achieved at 30% and Above	Total Wrote	Achieved 30 - 100%	% Achieved at 30% and Above
					MOPANI EAST	HIGH QUALITY SCIENCE	7073191	2024	99	5	2	40.0	47	40	85.1	17	10	58.8	12	9	75.0	88	88	100.0	50	43	86.0				77	63	81.8	26	23	88.5	62
		7073191	2023	99	2	1	50.0	39	35	89.7	5	4	80.0	5	4	80.0	66	66	100.0	43	41	95.3				61	54	88.5	24	21	87.5	42	25	59.5	43	30	69.8
	HINKHESILE HIGH	7073502	2024	1												73	73	100.0	74	68	91.9				74	60	81.1	54	51	94.4	20	12	60.0	10	10	100.0	
		7073502	2023	1												44	44	100.0	44	44	100.0				44	34	77.3	30	30	100.0	14	13	92.9	15	13	86.7	
	HIVUYERIWILE COMMERCIAL SECONDARY	7073109	2024	3	25	23	92.0	37	36	97.3	25	25	100.0	25	24	96.0	86	86	100.0	61	60	98.4				61	60	98.4	60	57	95.0	26	20	76.9	24	20	83.3
		7073109	2023	3	23	21	91.3	25	25	100.0	23	23	100.0	23	23	100.0	73	73	100.0	50	50	100.0				50	49	98.0	39	39	100.0	34	19	55.9	25	22	88.0
	HLOMELA SECONDARY	7073413	2024	1				12	4	33.3						18	18	100.0	18	9	50.0				18	4	22.2	12	10	83.3	6	1	16.7	6	2	33.3	
		7073413	2023	1				26	7	26.9						38	31	81.6	38	23	60.5				38	16	42.1	21	11	52.4	17	9	52.9	12	9	75.0	
	HLOVANI HIGH	7073406	2024	2				12	8	66.7						12	12	100.0	12	8	66.7				12	8	66.7				12	1	8.3				
	HO&RSKOOL FRANS DU TOIT	7074202	2024	5	25	25	100.0				85	76	89.4	39	31	79.5	104	104	100.0	81	78	96.3				71	57	80.3	103	103	100.0	83	62	74.7	60	49	81.7
		7074202	2023	5	37	34	91.9				94	89	94.7	48	41	85.4	89	89	100.0	55	52	94.5				58	40	69.0	104	104	100.0	70	49	70.0	46	35	76.1
	HOLA-PONDO SECONDARY	7073103	2024	3				34	25	73.5						41	41	100.0	41	29	70.7				41	18	43.9	33	26	78.8	8	2	25.0	7	3	42.9	
		7073103	2023	3				18	16	88.9						25	25	100.0	25	23	92.0				25	18	72.0	18	17	94.4	7	6	85.7	7	7	100.0	
	HONOKA COMBINED SCHOOL	7073111	2024	1				16	16	100.0						16	16	100.0	16	16	100.0				16	16	100.0	16	16	100.0							
		7073111	2023	1				23	23	100.0						23	23	100.0	23	23	100.0				23	23	100.0	23	23	100.0							
	JIM RHANGANI SECONDARY	7073303	2024	1	13	6	46.2									35	35	100.0	35	31	88.6				35	28	80.0	13	13	100.0	22	12	54.5	22	13	59.1	
		7073303	2023	1	3	2	66.7									17	17	100.0	17	17	100.0				17	17	100.0	3	3	100.0	14	8	57.1	14	10	71.4	
	KHANYISA EDUCATION CENTRE	7073391	2024	99	16	16	100.0				23	23	100.0			40	40	100.0	18	18	100.0				44	42	95.5	13	13	100.0	31	31	100.0	31	30	96.8	
		7073391	2023	99	32	32	100.0				27	27	100.0			53	53	100.0	25	25	100.0				57	55	96.5	13	13	100.0	44	42	95.5	31	29	93.5	

Province Districts	Centre Name	Centre Number	Exam Date	Quintile	Accounting			Agricultural Sciences			Business Studies			Economics			English First Additional Language			Geography			History			Life Sciences			Mathematical Literacy			Mathematics			Physical Sciences						
					Total Wrote	Achieved 30 - 100%	% Achieved at 30% and Above	Total Wrote	Achieved 30 - 100%	% Achieved at 30% and Above	Total Wrote	Achieved 30 - 100%	% Achieved at 30% and Above	Total Wrote	Achieved 30 - 100%	% Achieved at 30% and Above	Total Wrote	Achieved 30 - 100%	% Achieved at 30% and Above	Total Wrote	Achieved 30 - 100%	% Achieved at 30% and Above	Total Wrote	Achieved 30 - 100%	% Achieved at 30% and Above	Total Wrote	Achieved 30 - 100%	% Achieved at 30% and Above	Total Wrote	Achieved 30 - 100%	% Achieved at 30% and Above	Total Wrote	Achieved 30 - 100%	% Achieved at 30% and Above	Total Wrote	Achieved 30 - 100%	% Achieved at 30% and Above				
					MOPANI EAST	KHATOLA HIGH	7072109	2024	1				24	20	83.3					24	23	95.8	24	19	79.2				24	21	87.5	24	22	91.7							
		7072109	2023	1				18	13	72.2					18	18	100.0	18	13	72.2				18	10	55.6	18	15	83.3												
	KHEALE SECONDARY	7072110	2024	1	4	4	100.0	27	26	96.3					55	55	100.0	28	27	96.4	14	13	92.9	55	52	94.5	14	14	100.0	41	36	87.8	37	34	91.9						
		7072110	2023	1	3	3	100.0	24	23	95.8					46	46	100.0	22	19	86.4	14	13	92.9	46	41	89.1	15	13	86.7	31	18	58.1	29	26	89.7						
	KHEODI HIGH	7072111	2024	1				54	47	87.0					54	54	100.0				32	31	96.9	54	46	85.2	36	31	86.1	18	15	83.3	22	20	90.9						
		7072111	2023	1				42	32	76.2					42	42	100.0				27	27	100.0	42	31	73.8	35	24	68.6	7	5	71.4	15	11	73.3						
	KHETO NXUMAYO AGRICULTURAL HIGH	7073304	2024	1				18	18	100.0					48	48	100.0	32	26	81.3				48	33	68.8	32	29	90.6	16	10	62.5	16	9	56.3						
		7073304	2023	1				29	26	89.7					50	50	100.0	35	31	88.6				50	36	72.0	35	30	85.7	15	12	80.0	15	15	100.0						
	KHOMANI MBHALATI SECONDARY	7073205	2024	1				43	42	97.7					43	43	100.0	33	32	97.0				43	38	88.4	30	29	96.7	13	10	76.9	10	9	90.0						
		7073205	2023	1				33	31	93.9					33	33	100.0	27	26	96.3				33	27	81.8	20	19	95.0	13	10	76.9	6	6	100.0						
	KHUBUDI SECONDARY	7071109	2023	1											18	18	100.0	18	17	94.4	18	18	100.0	18	13	72.2	18	18	100.0												
	KHUDUGANE SECONDARY	7072306	2024	2											60	60	100.0	60	56	93.3	36	34	94.4	60	54	90.0	36	35	97.2	24	20	83.3	24	19	79.2						
		7072306	2023	2											102	101	99.0	102	83	81.4	39	31	79.5	102	71	69.6	39	25	64.1	63	27	42.9	63	36	57.1						
	KOLOBETONA SECONDARY	7072307	2023	1				10	7	70.0					26	25	96.2	16	5	31.3	16	7	43.8	26	8	30.8	16	7	43.8	10	2	20.0	10	4	40.0						
	LEBEKO HIGH	7074101	2024	3				42	27	64.3					75	75	100.0	41	37	90.2	49	45	91.8	26	21	80.8	49	47	95.9	26	15	57.7	24	19	79.2						
		7074101	2023	3				50	38	76.0					92	92	100.0	53	47	88.7	45	40	88.9	47	32	68.1	45	43	95.6	47	17	36.2	44	26	59.1						
	LEPATO M HIGH	7074107	2024	3											93	93	100.0	93	89	95.7	47	43	91.5	93	40	43.0	47	41	87.2	46	6	13.0	46	24	52.2						
		7074107	2023	3	7	4	57.1								98	98	100.0	91	88	96.7	54	48	88.9	98	48	49.0	54	49	90.7	44	16	36.4	44	24	54.5						
	LEPHAI SECONDARY	7072401	2024	1	7	3	42.9	15	15	100.0	7	6	85.7	9	7	77.8	55	55	100.0	48	47	97.9	14	14	100.0	46	44	95.7	36	35	97.2	19	16	84.2	19	19	100.0				
		7072401	2023	1	8	4	50.0	14	14	100.0	8	6	75.0	8	5	62.5	65	65	100.0	57	54	94.7	7	7	100.0	57	52	91.2	29	25	86.2	36	23	63.9	36	29	80.6				

Province Districts	Centre Name	Centre Number	Exam Date	Quintile	Accounting			Agricultural Sciences			Business Studies			Economics			English First Additional Language			Geography			History			Life Sciences			Mathematical Literacy			Mathematics			Physical Sciences		
					Total Wrote	Achieved 30 - 100%	% Achieved at 30% and Above	Total Wrote	Achieved 30 - 100%	% Achieved at 30% and Above	Total Wrote	Achieved 30 - 100%	% Achieved at 30% and Above	Total Wrote	Achieved 30 - 100%	% Achieved at 30% and Above	Total Wrote	Achieved 30 - 100%	% Achieved at 30% and Above	Total Wrote	Achieved 30 - 100%	% Achieved at 30% and Above	Total Wrote	Achieved 30 - 100%	% Achieved at 30% and Above	Total Wrote	Achieved 30 - 100%	% Achieved at 30% and Above	Total Wrote	Achieved 30 - 100%	% Achieved at 30% and Above	Total Wrote	Achieved 30 - 100%	% Achieved at 30% and Above	Total Wrote	Achieved 30 - 100%	% Achieved at 30% and Above
					MOPANI EAST	MACEMA SECONDARY	7073104	2024	1	22	22	100.0	55	47	85.5	37	36	97.3	37	32	86.5	134	134	100.0	105	97	92.4				97	89	91.8	81	79	97.5	53
		7073104	2023	1	30	29	96.7	24	23	95.8	38	36	94.7	38	38	100.0	102	102	100.0	65	62	95.4	4	3	75.0	64	59	92.2	59	54	91.5	43	36	83.7	43	41	95.3
	MACHEPELELE SECONDARY	7072405	2024	1													55	55	100.0	55	55	100.0				55	53	96.4				55	41	74.5	55	47	85.5
		7072405	2023	1													69	69	100.0	69	62	89.9				69	55	79.7				69	36	52.2	69	49	71.0
	MAFUMANI SECONDARY	7073401	2024	3	23	18	78.3	33	25	75.8	23	23	100.0	23	18	78.3	169	167	98.8	146	109	74.7	78	65	83.3	68	39	57.4	129	111	86.0	40	30	75.0	35	26	74.3
		7073401	2023	3	3	2	66.7	34	22	64.7	3	2	66.7	3	2	66.7	132	130	98.5	129	96	74.4	60	55	91.7	69	38	55.1	97	78	80.4	35	30	85.7	35	32	91.4
	MAGOLE TSA SENIOR SECONDARY	7071102	2024	3				38	33	86.8							78	77	98.7	78	64	82.1	40	19	47.5	47	32	68.1	72	53	73.6	6	4	66.7			
		7071102	2023	3				32	20	62.5							56	55	98.2	53	30	56.6	24	12	50.0	25	19	76.0	43	19	44.2	13	1	7.7	3	1	33.3
	MAGULASAVI HIGH	7073503	2024	1				7	7	100.0	12	12	100.0	12	10	83.3	36	36	100.0	16	16	100.0	5	5	100.0	23	22	95.7	23	22	95.7	13	12	92.3	13	12	92.3
		7073503	2023	1				17	14	82.4	12	12	100.0	12	11	91.7	44	44	100.0	25	24	96.0				32	28	87.5	28	25	89.3	16	12	75.0	15	13	86.7
	MAHUDU SECONDARY	7072406	2024	1	11	8	72.7				11	11	100.0	11	6	54.5	38	38	100.0	27	27	100.0	13	13	100.0	27	27	100.0	24	20	83.3	14	10	71.4	14	12	85.7
		7072406	2023	1	9	6	66.7				9	2	22.2	9	5	55.6	50	50	100.0	41	32	78.0	20	20	100.0	41	29	70.7	29	22	75.9	21	15	71.4	21	14	66.7
	MAHUMANI HIGH	7073206	2024	2	18	17	94.4	50	40	80.0	31	31	100.0	18	17	94.4	68	68	100.0	26	21	80.8	26	25	96.2	11	11	100.0	57	57	100.0	11	7	63.6	11	10	90.9
		7073206	2023	2	15	8	53.3	56	39	69.6	40	37	92.5	15	8	53.3	71	69	97.2	21	17	81.0	20	20	100.0	20	20	100.0	61	56	91.8	10	8	80.0	7	7	100.0
	MAJEJE HIGH	7074203	2024	3	45	38	84.4	16	15	93.8	45	45	100.0	45	43	95.6	146	146	100.0	85	84	98.8	54	48	88.9	101	89	88.1	94	91	96.8	52	44	84.6	47	45	95.7
		7074203	2023	3	53	33	62.3	25	24	96.0	53	40	75.5	53	35	66.0	185	185	100.0	107	102	95.3	61	58	95.1	132	106	80.3	111	101	91.0	74	29	39.2	71	41	57.7
	MAKALA SECONDARY SCHOOL	7072303	2024	1	10	9	90.0				19	19	100.0	19	19	100.0	122	122	100.0	112	101	90.2	50	47	94.0	103	75	72.8	66	57	86.4	56	43	76.8	53	39	73.6
		7072303	2023	1	12	11	91.7				19	19	100.0	20	17	85.0	92	92	100.0	80	78	97.5	42	41	97.6	72	56	77.8	59	56	94.9	33	22	66.7	30	21	70.0
	MAKGOPELE HIGH	7072203	2024	1				19	11	57.9							50	50	100.0	50	47	94.0	29	23	79.3	31	27	87.1	29	23	79.3	21	16	76.2	21	11	52.4
		7072203	2023	1				23	9	39.1							52	52	100.0	52	41	78.8	31	24	77.4	29	21	72.4	32	23	71.9	20	13	65.0	21	6	28.6

Province Districts	Centre Name	Centre Number	Exam Date	Quintile	Accounting			Agricultural Sciences			Business Studies			Economics			English First Additional Language			Geography			History			Life Sciences			Mathematical Literacy			Mathematics			Physical Sciences		
					Total Wrote	Achieved 30 - 100%	% Achieved at 30% and Above	Total Wrote	Achieved 30 - 100%	% Achieved at 30% and Above	Total Wrote	Achieved 30 - 100%	% Achieved at 30% and Above	Total Wrote	Achieved 30 - 100%	% Achieved at 30% and Above	Total Wrote	Achieved 30 - 100%	% Achieved at 30% and Above	Total Wrote	Achieved 30 - 100%	% Achieved at 30% and Above	Total Wrote	Achieved 30 - 100%	% Achieved at 30% and Above	Total Wrote	Achieved 30 - 100%	% Achieved at 30% and Above	Total Wrote	Achieved 30 - 100%	% Achieved at 30% and Above	Total Wrote	Achieved 30 - 100%	% Achieved at 30% and Above	Total Wrote	Achieved 30 - 100%	% Achieved at 30% and Above
					MOPANI EAST	MAKHAKA SECONDARY	7072112	2024	1											41	41	100.0	41	34	82.9	32	25	78.1	41	28	68.3	34	31	91.2	7	7	100.0
		7072112	2023	1											52	52	100.0	52	32	61.5	41	34	82.9	52	30	57.7	47	40	85.1	5	5	100.0	11	9	81.8		
	MAKHETO SECONDARY	7073511	2024	1								4	3	75.0	50	50	100.0	50	41	82.0				50	34	68.0	33	29	87.9	17	7	41.2	12	5	41.7		
		7073511	2023	1								5	5	100.0	47	47	100.0	47	41	87.2				47	28	59.6	42	39	92.9	5	4	80.0	8	4	50.0		
	MAKHWIVIRINI SECONDARY	7073501	2024	1											16	16	100.0	16	15	93.8	14	13	92.9	16	7	43.8	14	13	92.9	2	2	100.0	2	1	50.0		
		7073501	2023	1											35	34	97.1	35	22	62.9	29	9	31.0	35	8	22.9	29	19	65.5	6	1	16.7	6	3	50.0		
	MAKIKELE SECONDARY	7074208	2024	3	6	5	83.3	42	36	85.7	8	8	100.0	8	8	100.0	50	50	100.0	25	24	96.0				42	37	88.1	31	31	100.0	19	16	84.2	19	15	78.9
		7074208	2023	3	5	4	80.0	28	23	82.1	5	5	100.0	5	5	100.0	34	34	100.0	11	10	90.9				29	27	93.1	15	14	93.3	19	18	94.7	19	17	89.5
	MAKOMA SENIOR SECONDARY	7072202	2024	1				37	31	83.8						37	37	100.0				21	21	100.0	37	33	89.2	21	20	95.2	16	11	68.8	16	14	87.5	
		7072202	2023	1				52	21	40.4						52	46	88.5				33	18	54.5	52	14	26.9	33	19	57.6	19	5	26.3	19	7	36.8	
	MAKOVONGO HIGH	7073407	2024	3				57	51	89.5						57	57	100.0	52	50	96.2				57	46	80.7	48	46	95.8	9	4	44.4	5	2	40.0	
		7073407	2023	3				48	41	85.4						48	48	100.0	38	38	100.0				48	36	75.0	36	32	88.9	12	6	50.0	10	6	60.0	
	MALENGA HIGH	7073201	2024	2				72	64	88.9						93	93	100.0	50	49	98.0	31	26	83.9	70	58	82.9	53	48	90.6	40	15	37.5	33	16	48.5	
		7073201	2023	2				33	27	81.8						55	55	100.0	34	32	94.1	11	11	100.0	44	33	75.0	21	19	90.5	34	16	47.1	32	25	78.1	
	MAMPEULE SECONDARY	7072204	2024	1				19	12	63.2						19	19	100.0				19	15	78.9	19	10	52.6	19	12	63.2							
		7072204	2023	1				36	24	66.7						36	36	100.0				31	27	87.1	36	21	58.3	31	23	74.2	5	2	40.0	5	3	60.0	
	MANDELA BARLOWORLD AGRICULTURAL HIGH	7071108	2024	4				76	72	94.7						84	84	100.0							76	62	81.6	33	33	100.0	51	37	72.5	37	27	73.0	
		7071108	2023	4				74	53	71.6						95	94	98.9							74	46	62.2	43	35	81.4	53	16	30.2	27	12	44.4	
	MANGHEZI SECONDARY	7073207	2024	1				30	29	96.7						44	44	100.0	44	44	100.0				44	41	93.2	27	27	100.0	17	14	82.4	14	12	85.7	
		7073207	2023	1				16	15	93.8						32	32	100.0	32	32	100.0				32	31	96.9	16	16	100.0	16	11	68.8	16	15	93.8	



Province Districts	Centre Name	Centre Number	Exam Date	Quintile	Accounting			Agricultural Sciences			Business Studies			Economics			English First Additional Language			Geography			History			Life Sciences			Mathematical Literacy			Mathematics			Physical Sciences		
					Total Wrote	Achieved 30 - 100%	% Achieved at 30% and Above	Total Wrote	Achieved 30 - 100%	% Achieved at 30% and Above	Total Wrote	Achieved 30 - 100%	% Achieved at 30% and Above	Total Wrote	Achieved 30 - 100%	% Achieved at 30% and Above	Total Wrote	Achieved 30 - 100%	% Achieved at 30% and Above	Total Wrote	Achieved 30 - 100%	% Achieved at 30% and Above	Total Wrote	Achieved 30 - 100%	% Achieved at 30% and Above	Total Wrote	Achieved 30 - 100%	% Achieved at 30% and Above	Total Wrote	Achieved 30 - 100%	% Achieved at 30% and Above	Total Wrote	Achieved 30 - 100%	% Achieved at 30% and Above	Total Wrote	Achieved 30 - 100%	% Achieved at 30% and Above
					MANGOAKO SECONDARY	7072407	2024	2	18	16	88.9				18	18	100.0	18	9	50.0	62	62	100.0	44	44	100.0	25	23	92.0	44	35	79.5	43	39	90.7	19	10
	7072407	2023	2	9	3	33.3				9	6	66.7	9	2	22.2	44	44	100.0	35	31	88.6	21	21	100.0	35	28	80.0	30	26	86.7	14	9	64.3	14	13	92.9	
MANONYANENG SECONDARY	7072113	2024	1	13	12	92.3	40	30	75.0	13	11	84.6	13	12	92.3	53	53	100.0	20	18	90.0	20	20	100.0	20	18	90.0	40	38	95.0	13	9	69.2	20	7	35.0	
	7072113	2023	1	17	13	76.5	44	23	52.3	18	14	77.8	26	13	50.0	70	70	100.0	30	19	63.3	25	23	92.0	27	19	70.4	45	35	77.8	25	10	40.0	23	12	52.2	
MANWAGAE	7072208	2024	1				20	17	85.0							59	59	100.0	59	58	98.3	23	22	95.7	59	48	81.4	40	39	97.5	19	11	57.9	16	10	62.5	
	7072208	2023	1				20	17	85.0							42	42	100.0	42	39	92.9	7	5	71.4	42	36	85.7	21	19	90.5	21	15	71.4	15	13	86.7	
MAOLWE SENIOR SECONDARY	7071104	2024	1				54	47	87.0							89	89	100.0	67	42	62.7	35	27	77.1	60	34	56.7	63	49	77.8	26	15	57.7	22	17	77.3	
	7071104	2023	1				46	41	89.1							78	78	100.0	54	42	77.8	31	28	90.3	46	37	80.4	47	35	74.5	31	10	32.3	24	17	70.8	
MAPHOKWANE SECONDARY	7074102	2024	3	55	48	87.3	112	74	66.1	55	55	100.0	55	53	96.4	235	235	100.0	68	60	88.2	99	94	94.9	81	75	92.6	154	146	94.8	81	41	50.6	81	57	70.4	
	7074102	2023	3	35	30	85.7	71	54	76.1	34	29	85.3	34	28	82.4	158	158	100.0	52	50	96.2	63	57	90.5	65	61	93.8	93	86	92.5	65	50	76.9	61	57	93.4	
MAPHUSHA HIGH	7073208	2024	1				54	52	96.3							54	54	100.0	12	12	100.0	36	36	100.0	42	41	97.6	36	35	97.2	18	16	88.9	18	18	100.0	
	7073208	2023	1				45	39	86.7							45	45	100.0	13	12	92.3	23	23	100.0	32	27	84.4	23	23	100.0	22	15	68.2	22	17	77.3	
MARUATONA SECONDARY	7072408	2024	2													30	30	100.0	30	26	86.7	17	16	94.1	30	26	86.7	17	16	94.1	13	11	84.6	13	12	92.3	
	7072408	2023	2													39	39	100.0	39	31	79.5	26	24	92.3	39	22	56.4	26	23	88.5	13	6	46.2	13	11	84.6	
MASALANABO HIGH	7071201	2024	1				27	19	70.4							49	49	100.0	40	31	77.5	22	17	77.3	49	26	53.1	34	23	67.6	15	9	60.0	9	4	44.4	
	7071201	2023	1				22	16	72.7							40	40	100.0	32	23	71.9	18	12	66.7	40	17	42.5	30	20	66.7	10	9	90.0	8	7	87.5	
MASASWIVONA SECONDARY	7074207	2024	3										23	23	100.0	30	30	100.0	30	29	96.7				30	25	83.3	23	20	87.0	7	5	71.4	7	3	42.9	
	7074207	2023	3										11	10	90.9	25	25	100.0	25	23	92.0				25	16	64.0	11	10	90.9	14	5	35.7	14	8	57.1	
MASHAO SECONDARY	7071203	2024	1				15	12	80.0							34	34	100.0	33	28	84.8				34	29	85.3	14	11	78.6	20	17	85.0	20	16	80.0	
	7071203	2023	1				13	9	69.2							36	36	100.0	36	30	83.3				36	26	72.2	13	10	76.9	23	19	82.6	23	22	95.7	

Province Districts	Centre Name	Centre Number	Exam Date	Quintile	Accounting			Agricultural Sciences			Business Studies			Economics			English First Additional Language			Geography			History			Life Sciences			Mathematical Literacy			Mathematics			Physical Sciences		
					Total Wrote	Achieved 30 - 100%	% Achieved at 30% and Above	Total Wrote	Achieved 30 - 100%	% Achieved at 30% and Above	Total Wrote	Achieved 30 - 100%	% Achieved at 30% and Above	Total Wrote	Achieved 30 - 100%	% Achieved at 30% and Above	Total Wrote	Achieved 30 - 100%	% Achieved at 30% and Above	Total Wrote	Achieved 30 - 100%	% Achieved at 30% and Above	Total Wrote	Achieved 30 - 100%	% Achieved at 30% and Above	Total Wrote	Achieved 30 - 100%	% Achieved at 30% and Above	Total Wrote	Achieved 30 - 100%	% Achieved at 30% and Above	Total Wrote	Achieved 30 - 100%	% Achieved at 30% and Above	Total Wrote	Achieved 30 - 100%	% Achieved at 30% and Above
					MASIZA SECONDARY	7073512	2024	1	14	14	100.0	28	27	96.4	14	14	100.0	14	13	92.9	98	98	100.0	56	44	78.6	56	43	76.8	28	27	96.4	57	50	87.7	41	23
	7073512	2023	1	11	9	81.8	24	17	70.8	11	10	90.9	11	11	100.0	65	65	100.0	30	25	83.3	30	21	70.0	24	20	83.3	38	32	84.2	27	13	48.1	24	15	62.5	
MASOPHA SENIOR SECONDARY	7071202	2024	2	12	12	100.0	32	24	75.0				12	8	66.7	62	62	100.0	30	24	80.0	30	25	83.3	50	32	64.0	42	40	95.2	20	12	60.0	20	14	70.0	
	7071202	2023	2	15	15	100.0	47	38	80.9				15	11	73.3	90	90	100.0	43	24	55.8	43	33	76.7	75	39	52.0	58	47	81.0	32	18	56.3	32	24	75.0	
MATARAPANE SECONDARY	7072205	2024	1													23	23	100.0	22	19	86.4	23	20	87.0	23	14	60.9	22	21	95.5							
	7072205	2023	1													16	16	100.0	16	16	100.0	16	16	100.0	16	9	56.3	16	16	100.0							
MATHIBADIFATE SECONDARY	7072304	2024	1				9	9	100.0							31	31	100.0	22	22	100.0	21	19	90.5	31	29	93.5	21	20	95.2	10	8	80.0	10	8	80.0	
	7072304	2023	1				6	5	83.3							51	51	100.0	45	36	80.0	42	36	85.7	51	31	60.8	42	33	78.6	9	4	44.4	9	7	77.8	
MATOME MODIKA SECONDARY	7071107	2024	3	15	12	80.0	54	23	42.6	15	12	80.0	15	14	93.3	94	94	100.0	79	55	69.6				79	37	46.8	64	46	71.9	30	12	40.0	25	14	56.0	
	7071107	2023	3	23	21	91.3	68	40	58.8	23	22	95.7	23	20	87.0	111	111	100.0	88	71	80.7				88	39	44.3	85	67	78.8	26	13	50.0	20	13	65.0	
MATOME-MALATJI HIGH	7074103	2024	3							16	15	93.8				67	67	100.0	67	45	67.2	35	21	60.0	30	22	73.3	53	37	69.8	14	7	50.0	14	10	71.4	
	7074103	2023	3							10	8	80.0				49	49	100.0	49	42	85.7	25	21	84.0	39	25	64.1	35	31	88.6	14	9	64.3	14	10	71.4	
MATSAMBU HIGH	7073305	2024	1	18	14	77.8	49	34	69.4	18	15	83.3	18	13	72.2	67	67	100.0	15	12	80.0	23	17	73.9	49	28	57.1	49	38	77.6	18	10	55.6	11	7	63.6	
	7073305	2023	1	9	7	77.8	84	56	66.7	9	8	88.9	9	7	77.8	93	93	100.0	15	14	93.3	39	34	87.2	84	43	51.2	63	47	74.6	30	6	20.0	28	11	39.3	
MAVALANI HIGH	7073306	2024	1				38	38	100.0							74	74	100.0	64	63	98.4	10	10	100.0	74	58	78.4	38	37	97.4	36	29	80.6	36	24	66.7	
	7073306	2023	1	8	1	12.5	31	30	96.8	8	8	100.0	8	7	87.5	67	67	100.0	47	45	95.7	12	12	100.0	59	55	93.2	39	38	97.4	28	19	67.9	28	16	57.1	
MBHANGAZEKI HIGH	7073307	2024	2				32	32	100.0							68	68	100.0	57	57	100.0	10	10	100.0	68	67	98.5	31	31	100.0	38	35	92.1	37	36	97.3	
	7073307	2023	2				22	22	100.0							53	53	100.0	45	43	95.6	8	8	100.0	53	51	96.2	29	29	100.0	24	22	91.7	31	30	96.8	
MERIDIAN COLLEGE PHALABORWA	7074291	2024	99	24	17	70.8				31	30	96.8	34	32	94.1	30	30	100.0	29	29	100.0				22	20	90.9	32	31	96.9	21	19	90.5	19	18	94.7	
	7074291	2023	99	9	7	77.8				13	13	100.0	23	21	91.3	28	28	100.0	39	38	97.4				35	33	94.3	20	20	100.0	28	23	82.1	25	25	100.0	

Province Districts	Centre Name	Centre Number	Exam Date	Quintile	Accounting			Agricultural Sciences			Business Studies			Economics			English First Additional Language			Geography			History			Life Sciences			Mathematical Literacy			Mathematics			Physical Sciences		
					Total Wrote	Achieved 30 - 100%	% Achieved at 30% and Above	Total Wrote	Achieved 30 - 100%	% Achieved at 30% and Above	Total Wrote	Achieved 30 - 100%	% Achieved at 30% and Above	Total Wrote	Achieved 30 - 100%	% Achieved at 30% and Above	Total Wrote	Achieved 30 - 100%	% Achieved at 30% and Above	Total Wrote	Achieved 30 - 100%	% Achieved at 30% and Above	Total Wrote	Achieved 30 - 100%	% Achieved at 30% and Above	Total Wrote	Achieved 30 - 100%	% Achieved at 30% and Above	Total Wrote	Achieved 30 - 100%	% Achieved at 30% and Above	Total Wrote	Achieved 30 - 100%	% Achieved at 30% and Above	Total Wrote	Achieved 30 - 100%	% Achieved at 30% and Above
					MOPANI EAST	MMABA SECONDARY	7072101	2024	1				72	71	98.6							117	117	100.0	83	77	92.8	38	37	97.4	117	107	91.5	71	66	93.0	46
		7072101	2023	1				95	86	90.5							127	126	99.2	78	65	83.3	31	31	100.0	128	106	82.8	72	65	90.3	56	39	69.6	52	45	86.5
	MODIKA SECONDARY	7071106	2024	1													35	35	100.0	35	27	77.1	35	25	71.4	35	21	60.0	35	28	80.0						
		7071106	2023	1													36	36	100.0	36	27	75.0	36	27	75.0	36	18	50.0	36	27	75.0						
	MODISHA SECONDARY	7072301	2023	1	16	8	50.0	27	19	70.4	16	12	75.0	30	14	46.7	77	75	97.4	34	28	82.4	30	23	76.7	47	28	59.6	42	26	61.9	35	14	40.0	31	13	41.9
	MODISHA SECONDARY SCHOOL	7072116	2024	1	11	11	100.0	14	13	92.9	11	11	100.0	18	13	72.2	48	48	100.0	23	21	91.3	17	15	88.2	30	28	93.3	26	24	92.3	22	16	72.7	20	15	75.0
	MODUMAANE SECONDARY	7071211	2024	1				38	29	76.3							68	68	100.0	68	57	83.8				68	55	80.9	25	20	80.0	43	26	60.5	30	24	80.0
		7071211	2023	1				23	16	69.6							59	59	100.0	59	43	72.9				59	44	74.6	22	20	90.9	37	16	43.2	35	25	71.4
	MOKOPE SENIOR SECONDARY	7071204	2024	1	20	18	90.0	76	51	67.1	30	29	96.7	29	28	96.6	117	117	100.0	78	68	87.2	55	49	89.1	33	31	93.9	81	71	87.7	36	22	61.1	30	17	56.7
		7071204	2023	1	23	21	91.3	73	39	53.4	33	28	84.8	25	20	80.0	103	103	100.0	59	47	79.7	46	44	95.7	33	26	78.8	74	62	83.8	30	18	60.0	20	15	75.0
	MOKOTO HIGH	7072206	2024	1	13	13	100.0				13	13	100.0	13	13	100.0	47	47	100.0	34	34	100.0	19	19	100.0	34	33	97.1	32	32	100.0	15	15	100.0	15	11	73.3
		7072206	2023	1	24	23	95.8				24	23	95.8	24	23	95.8	74	73	98.6	50	46	92.0	28	25	89.3	50	33	66.0	50	43	86.0	24	17	70.8	22	15	68.2
	MOKUTU SECONDARY	7072103	2024	1	23	12	52.2	35	22	62.9	23	20	87.0	23	15	65.2	112	112	100.0	54	51	94.4	63	59	93.7	89	70	78.7	98	90	91.8	14	13	92.9	26	25	96.2
		7072103	2023	1	22	11	50.0	50	33	66.0	22	17	77.3	22	15	68.2	151	150	99.3	79	53	67.1	104	95	91.3	129	74	57.4	134	101	75.4	17	13	76.5	25	20	80.0
	MOLAI JUBILEE SENIOR SECONDARY	7071208	2024	1													53	53	100.0	53	53	100.0	27	26	96.3	53	51	96.2	27	27	100.0	26	20	76.9	26	17	65.4
		7071208	2023	1													54	54	100.0	54	50	92.6	27	27	100.0	54	45	83.3	27	23	85.2	27	10	37.0	27	17	63.0
	MOLATE SECONDARY	7072114	2024	1	8	8	100.0				24	23	95.8	12	11	91.7	37	37	100.0	29	29	100.0				25	24	96.0	17	15	88.2	20	9	45.0	13	12	92.3
		7072114	2023	1	14	8	57.1				42	34	81.0	25	15	60.0	76	76	100.0	62	41	66.1				51	33	64.7	41	34	82.9	35	14	40.0	34	18	52.9
	MORWATSHEHLA SECONDARY	7071205	2024	1				18	12	66.7							68	68	100.0	50	31	62.0	57	46	80.7	32	26	81.3	57	48	84.2	11	8	72.7	11	10	90.9
		7071205	2023	1				5	4	80.0							61	61	100.0	61	42	68.9	23	20	87.0	38	30	78.9	41	34	82.9	20	16	80.0	23	16	69.6

Province Districts	Centre Name	Centre Number	Exam Date	Quintile	Accounting			Agricultural Sciences			Business Studies			Economics			English First Additional Language			Geography			History			Life Sciences			Mathematical Literacy			Mathematics			Physical Sciences		
					Total Wrote	Achieved 30 - 100%	% Achieved at 30% and Above	Total Wrote	Achieved 30 - 100%	% Achieved at 30% and Above	Total Wrote	Achieved 30 - 100%	% Achieved at 30% and Above	Total Wrote	Achieved 30 - 100%	% Achieved at 30% and Above	Total Wrote	Achieved 30 - 100%	% Achieved at 30% and Above	Total Wrote	Achieved 30 - 100%	% Achieved at 30% and Above	Total Wrote	Achieved 30 - 100%	% Achieved at 30% and Above	Total Wrote	Achieved 30 - 100%	% Achieved at 30% and Above	Total Wrote	Achieved 30 - 100%	% Achieved at 30% and Above	Total Wrote	Achieved 30 - 100%	% Achieved at 30% and Above	Total Wrote	Achieved 30 - 100%	% Achieved at 30% and Above
					MOTLOBONI COMBINED	7071212	2024	1	19	19	100.0				17	17	100.0	27	27	100.0	50	50	100.0	31	30	96.8				33	31	93.9	24	24	100.0	26	25
	7071212	2023	1	19	19	100.0				18	18	100.0	48	45	93.8	72	72	100.0	53	53	100.0				54	49	90.7	47	47	100.0	25	24	96.0	24	24	100.0	
MOTSIPA SECONDARY	7071209	2024	1	6	6	100.0				23	23	100.0	22	22	100.0	46	46	100.0	40	40	100.0				24	23	95.8	18	17	94.4	28	21	75.0	23	10	43.5	
	7071209	2023	1	4	4	100.0				11	11	100.0	11	11	100.0	32	32	100.0	28	28	100.0				21	21	100.0	10	10	100.0	22	19	86.4	21	19	90.5	
MPHIRI-O-TEE SECONDARY SCHOOL	7072210	2024	1	9	8	88.9				34	33	97.1	9	9	100.0	53	53	100.0	44	43	97.7				44	41	93.2	24	22	91.7	29	22	75.9	19	18	94.7	
	7072210	2023	1	16	10	62.5				53	43	81.1	16	15	93.8	79	79	100.0	63	50	79.4				63	43	68.3	41	34	82.9	38	25	65.8	26	21	80.8	
MPHUMA SECONDARY	7072308	2024	1	5	5	100.0				4	4	100.0	4	4	100.0	32	32	100.0	27	27	100.0	18	15	83.3	28	24	85.7	18	17	94.4	14	11	78.6	10	7	70.0	
	7072308	2023	1	8	5	62.5				4	2	50.0	4	1	25.0	86	86	100.0	78	68	87.2	52	41	78.8	82	47	57.3	55	42	76.4	31	22	71.0	30	23	76.7	
MUHAWU SECONDARY	7073410	2024	1							22	20	90.9				34	34	100.0	34	31	91.2				34	24	70.6	21	20	95.2	13	6	46.2	12	12	100.0	
	7073410	2023	1							28	12	42.9				34	33	97.1	34	16	47.1				34	8	23.5	27	12	44.4	7	3	42.9	6	6	100.0	
MUKULA SECONDARY	7073213	2024	2				51	31	60.8	12	9	75.0				88	88	100.0	26	26	100.0	66	65	98.5	55	50	90.9	68	57	83.8	20	16	80.0	20	13	65.0	
	7073213	2023	2	6	6	100.0	31	21	67.7	37	29	78.4	25	20	80.0	103	102	99.0	20	19	95.0	73	67	91.8	40	38	95.0	78	59	75.6	25	20	80.0	20	14	70.0	
NAHAKWE SECONDARY	7072402	2024	1				5	4	80.0							48	48	100.0	48	47	97.9	20	20	100.0	43	32	74.4	20	19	95.0	28	25	89.3	28	21	75.0	
	7072402	2023	1				13	12	92.3							41	41	100.0	41	39	95.1	20	20	100.0	28	22	78.6	20	18	90.0	21	15	71.4	21	21	100.0	
NDENGEZA HIGH	7073105	2024	1							18	12	66.7				58	58	100.0	58	40	69.0	23	18	78.3	40	24	60.0	49	27	55.1	9	7	77.8	10	7	70.0	
	7073105	2023	1													52	51	98.1	51	42	82.4	19	19	100.0	52	25	48.1	40	28	70.0	12	9	75.0	12	11	91.7	
NDHAMBHI HIGH	7073506	2024	1				24	23	95.8							36	36	100.0	13	13	100.0	9	9	100.0	27	26	96.3	21	21	100.0	15	8	53.3	14	11	78.6	
	7073506	2023	1				39	32	82.1							58	58	100.0	17	13	76.5	26	26	100.0	35	28	80.0	42	36	85.7	16	9	56.3	15	12	80.0	
NDINDANI-HLOMELA SECONDARY	7073408	2024	1				24	17	70.8							32	32	100.0	32	29	90.6				32	23	71.9	24	22	91.7	8	5	62.5	8	3	37.5	
	7073408	2023	1				33	23	69.7							38	38	100.0	38	27	71.1				38	23	60.5	28	21	75.0	10	8	80.0	5	4	80.0	

Province Districts	Centre Name	Centre Number	Exam Date	Quintile	Accounting			Agricultural Sciences			Business Studies			Economics			English First Additional Language			Geography			History			Life Sciences			Mathematical Literacy			Mathematics			Physical Sciences		
					Total Wrote	Achieved 30 - 100%	% Achieved at 30% and Above	Total Wrote	Achieved 30 - 100%	% Achieved at 30% and Above	Total Wrote	Achieved 30 - 100%	% Achieved at 30% and Above	Total Wrote	Achieved 30 - 100%	% Achieved at 30% and Above	Total Wrote	Achieved 30 - 100%	% Achieved at 30% and Above	Total Wrote	Achieved 30 - 100%	% Achieved at 30% and Above	Total Wrote	Achieved 30 - 100%	% Achieved at 30% and Above	Total Wrote	Achieved 30 - 100%	% Achieved at 30% and Above	Total Wrote	Achieved 30 - 100%	% Achieved at 30% and Above	Total Wrote	Achieved 30 - 100%	% Achieved at 30% and Above	Total Wrote	Achieved 30 - 100%	% Achieved at 30% and Above
					MOPANI EAST	NGHONYAMA SECONDARY	7073504	2024	1	13	13	100.0	38	38	100.0	13	13	100.0	13	12	92.3	173	173	100.0	122	121	99.2	77	75	97.4	160	150	93.8	85	85	100.0	88
		7073504	2023	1	19	15	78.9	32	32	100.0	22	22	100.0	22	19	86.4	150	150	100.0	99	97	98.0	57	56	98.2	128	108	84.4	79	74	93.7	71	58	81.7	71	66	93.0
	NHLUVUKO HIGH	7073202	2024	2	14	13	92.9	29	27	93.1	10	10	100.0	15	15	100.0	54	54	100.0	40	40	100.0				39	39	100.0	37	37	100.0	17	11	64.7	15	10	66.7
		7073202	2023	2	21	19	90.5	39	25	64.1	19	17	89.5	34	25	73.5	72	71	98.6	51	40	78.4				38	30	78.9	52	49	94.2	20	17	85.0	14	12	85.7
	NKAMI SECONDARY	7073308	2024	1	9	6	66.7	20	13	65.0	9	9	100.0	9	6	66.7	29	29	100.0	20	15	75.0				20	9	45.0	29	22	75.9						
		7073308	2023	1	9	7	77.8	10	9	90.0	10	9	90.0	10	8	80.0	25	25	100.0	15	13	86.7				15	11	73.3	18	17	94.4	7	2	28.6	6	2	33.3
	NKATEKO HIGH	7074204	2024	3	16	16	100.0	60	59	98.3	32	32	100.0	32	31	96.9	110	110	100.0	72	71	98.6	6	6	100.0	78	75	96.2	67	67	100.0	43	34	79.1	34	33	97.1
		7074204	2023	3	14	12	85.7	79	64	81.0	28	27	96.4	26	20	76.9	124	124	100.0	71	61	85.9	25	23	92.0	98	81	82.7	96	85	88.5	28	20	71.4	31	27	87.1
	NKWANGULATILO EDUCATION CENTRE	7073192	2024	99	16	16	100.0	110	110	100.0	16	16	100.0	31	31	100.0	126	126	100.0							110	110	100.0	21	21	100.0	105	104	99.0	95	95	100.0
		7073192	2023	99	24	23	95.8	101	101	100.0	24	24	100.0	24	24	100.0	124	124	100.0							101	101	100.0	28	28	100.0	97	97	100.0	101	101	100.0
	NOBLEHOEK SECONDARY	7072107	2024	1	10	8	80.0				20	19	95.0	27	25	92.6	49	49	100.0	39	37	94.9				29	27	93.1	26	24	92.3	23	15	65.2	22	16	72.7
		7072107	2023	1	9	6	66.7				29	20	69.0	32	26	81.3	53	53	100.0	44	25	56.8				24	22	91.7	34	21	61.8	19	14	73.7	21	14	66.7
	NTSHUXEKO HIGH	7074205	2024	3	12	11	91.7	78	60	76.9	36	36	100.0	36	35	97.2	132	132	100.0	100	97	97.0	76	75	98.7	35	29	82.9	112	105	93.8	20	19	95.0	20	19	95.0
		7074205	2023	3	9	9	100.0	52	44	84.6	26	24	92.3	26	22	84.6	106	105	99.1	60	53	88.3	43	42	97.7	55	43	78.2	66	58	87.9	40	32	80.0	37	32	86.5
	NWAKHADA SECONDARY	7073209	2024	1				13	13	100.0							35	35	100.0	25	25	100.0				35	27	77.1	22	22	100.0	13	13	100.0	13	13	100.0
		7073209	2023	1				23	16	69.6							44	44	100.0	40	30	75.0				44	21	47.7	37	31	83.8	7	6	85.7	7	7	100.0
	NWAMAVIMBI SECONDARY	7072106	2024	1	5	5	100.0	18	18	100.0	37	37	100.0	93	77	82.8	106	106	100.0	51	44	86.3	44	40	90.9	34	30	88.2	81	71	87.7	26	23	88.5	14	13	92.9
		7072106	2023	1	4	4	100.0	22	21	95.5	24	20	83.3	78	69	88.5	98	98	100.0	52	46	88.5	27	27	100.0	43	42	97.7	57	44	77.2	41	30	73.2	20	20	100.0
	NYUKANI EDUCATION CENTRE	7073491	2024	99	18	18	100.0	19	19	100.0	27	27	100.0	30	30	100.0	77	77	100.0	40	39	97.5				55	54	98.2	22	22	100.0	55	52	94.5	42	41	97.6
		7073491	2023	99	14	14	100.0	17	17	100.0	24	23	95.8	15	14	93.3	63	63	100.0	24	24	100.0				48	41	85.4	13	13	100.0	50	41	82.0	39	37	94.9

Province Districts	Centre Name	Centre Number	Exam Date	Quintile	Accounting			Agricultural Sciences			Business Studies			Economics			English First Additional Language			Geography			History			Life Sciences			Mathematical Literacy			Mathematics			Physical Sciences		
					Total Wrote	Achieved 30 - 100%	% Achieved at 30% and Above	Total Wrote	Achieved 30 - 100%	% Achieved at 30% and Above	Total Wrote	Achieved 30 - 100%	% Achieved at 30% and Above	Total Wrote	Achieved 30 - 100%	% Achieved at 30% and Above	Total Wrote	Achieved 30 - 100%	% Achieved at 30% and Above	Total Wrote	Achieved 30 - 100%	% Achieved at 30% and Above	Total Wrote	Achieved 30 - 100%	% Achieved at 30% and Above	Total Wrote	Achieved 30 - 100%	% Achieved at 30% and Above	Total Wrote	Achieved 30 - 100%	% Achieved at 30% and Above	Total Wrote	Achieved 30 - 100%	% Achieved at 30% and Above	Total Wrote	Achieved 30 - 100%	% Achieved at 30% and Above
					MOPANI EAST	NYUMBANI HIGH	7073505	2024	2				18	15	83.3						41	41	100.0	23	21	91.3	22	22	100.0	19	18	94.7	35	33	94.3	6	6
		7073505	2023	2				14	14	100.0						22	22	100.0	8	8	100.0	8	8	100.0	14	13	92.9	10	9	90.0	12	6	50.0	11	6	54.5	
	PELO YA KGOMO SECONDARY	7072409	2024	1												74	74	100.0	74	57	77.0	39	24	61.5	74	53	71.6	39	23	59.0	35	21	60.0	35	21	60.0	
		7072409	2023	1												49	49	100.0	49	39	79.6	25	22	88.0	49	36	73.5	30	22	73.3	19	16	84.2	24	18	75.0	
	PHAYIZANI SENIOR SECONDARY	7073210	2024	1				51	50	98.0						51	51	100.0	38	38	100.0				51	51	100.0	35	35	100.0	16	16	100.0	13	13	100.0	
		7073210	2023	1				46	43	93.5						48	48	100.0	44	41	93.2				48	44	91.7	40	37	92.5	8	8	100.0	6	6	100.0	
	PRIESKA COMBINED	7074201	2024	3												11	10	90.9	11	9	81.8				11	10	90.9	11	10	90.9							
		7074201	2023	3												4	4	100.0	4	4	100.0				4	4	100.0	4	4	100.0							
	RAMABOLELA SECONDARY	7071210	2024	1				42	34	81.0						57	57	100.0	57	55	96.5				57	53	93.0	37	36	97.3	20	15	75.0	15	12	80.0	
		7071210	2023	1				40	33	82.5						53	53	100.0	53	42	79.2				53	45	84.9	32	29	90.6	21	14	66.7	13	12	92.3	
	RAMAOLWANE SECONDARY	7071206	2024	2				47	39	83.0						47	47	100.0	39	31	79.5				47	31	66.0	34	32	94.1	13	8	61.5	8	7	87.5	
		7071206	2023	2				48	40	83.3						48	48	100.0	37	33	89.2				48	31	64.6	35	33	94.3	13	8	61.5	11	7	63.6	
	REALDISHA SECONDARY	7072115	2024	1	9	5	55.6				9	9	100.0	9	6	66.7	58	58	100.0	49	39	79.6	32	29	90.6	49	35	71.4	41	30	73.2	17	9	52.9	17	11	64.7
		7072115	2023	1	13	9	69.2				13	12	92.3	13	10	76.9	45	45	100.0	32	29	90.6	17	17	100.0	32	29	90.6	29	20	69.0	16	8	50.0	15	11	73.3
	RELEBOGILE HIGH	7074104	2024	3	4	3	75.0	16	16	100.0	49	47	95.9	49	40	81.6	159	158	99.4	94	68	72.3	51	44	86.3	59	49	83.1	99	71	71.7	60	34	56.7	44	35	79.5
		7074104	2023	3	16	12	75.0	32	23	71.9	35	35	100.0	35	31	88.6	142	142	100.0	75	60	80.0	38	37	97.4	69	41	59.4	67	56	83.6	75	22	29.3	64	25	39.1
	RISINGA HIGH	7073106	2024	3	32	29	90.6	80	68	85.0	38	33	86.8	23	22	95.7	230	230	100.0	160	147	91.9				192	155	80.7	98	83	84.7	132	90	68.2	114	78	68.4
		7073106	2023	3	46	41	89.1	45	33	73.3	45	38	84.4	40	36	90.0	176	175	99.4	100	91	91.0				131	99	75.6	38	34	89.5	138	76	55.1	101	64	63.4
	RISINGA REPEAT PART-TIME	7073132	2024	99	8	8	100.0	16	16	100.0	29	27	93.1	14	14	100.0	55	55	100.0	41	39	95.1	5	4	80.0	46	43	93.5	24	23	95.8	41	33	80.5	36	33	91.7
		7073132	2023	99	5	4	80.0	42	29	69.0	30	25	83.3	14	9	64.3	72	72	100.0	50	43	86.0	9	3	33.3	64	38	59.4	46	39	84.8	34	24	70.6	26	20	76.9

Province Districts	Centre Name	Centre Number	Exam Date	Quintile	Accounting			Agricultural Sciences			Business Studies			Economics			English First Additional Language			Geography			History			Life Sciences			Mathematical Literacy			Mathematics			Physical Sciences		
					Total Wrote	Achieved 30 - 100%	% Achieved at 30% and Above	Total Wrote	Achieved 30 - 100%	% Achieved at 30% and Above	Total Wrote	Achieved 30 - 100%	% Achieved at 30% and Above	Total Wrote	Achieved 30 - 100%	% Achieved at 30% and Above	Total Wrote	Achieved 30 - 100%	% Achieved at 30% and Above	Total Wrote	Achieved 30 - 100%	% Achieved at 30% and Above	Total Wrote	Achieved 30 - 100%	% Achieved at 30% and Above	Total Wrote	Achieved 30 - 100%	% Achieved at 30% and Above	Total Wrote	Achieved 30 - 100%	% Achieved at 30% and Above	Total Wrote	Achieved 30 - 100%	% Achieved at 30% and Above	Total Wrote	Achieved 30 - 100%	% Achieved at 30% and Above
					MOPANI EAST	RITHLAVILE SECONDARY	7073107	2024	3				22	19	86.4					22	22	100.0	14	13	92.9				22	12	54.5	13	12	92.3	9	3	33.3
		7073107	2023	3				19	16	84.2					19	19	100.0	12	11	91.7				19	13	68.4	11	11	100.0	8	4	50.0	7	6	85.7		
	ROTTERDAM SECONDARY	7072305	2024	2	6	6	100.0	26	23	88.5					47	47	100.0	16	15	93.8	21	18	85.7	47	35	74.5	18	16	88.9	29	11	37.9	25	12	48.0		
		7072305	2023	2				38	26	68.4					44	44	100.0	17	16	94.1	20	14	70.0	44	31	70.5	28	19	67.9	16	6	37.5	13	7	53.8		
	SASEKANI HIGH	7073507	2024	1				7	7	100.0	7	5	71.4	10	4	40.0	98	98	100.0	84	63	75.0	74	58	78.4	20	16	80.0	82	63	76.8	16	7	43.8	14	9	64.3
		7073507	2023	1				9	8	88.9	13	11	84.6	13	11	84.6	139	136	97.8	117	67	57.3	98	54	55.1	17	16	94.1	123	74	60.2	16	11	68.8	28	25	89.3
	SEBALAMAKGOLO HIGH	7074105	2024	3				17	5	29.4					56	56	100.0	39	36	92.3	30	25	83.3	39	20	51.3	27	26	96.3	29	7	24.1	26	6	23.1		
		7074105	2023	3				17	7	41.2	9	6	66.7		45	45	100.0	41	30	73.2	19	15	78.9	18	16	88.9	27	19	70.4	18	8	44.4	17	8	47.1		
	SEKGOSESE SECONDARY	7072404	2024	2	30	29	96.7	52	51	98.1				8	8	100.0	157	157	100.0	119	119	100.0				149	140	94.0				157	99	63.1	113	95	84.1
		7072404	2023	2	23	21	91.3	83	78	94.0				4	3	75.0	176	176	100.0	131	124	94.7				173	149	86.1				177	79	44.6	117	90	76.9
	SEKGWARE SECONDARY	7071207	2024	1	3	3	100.0	15	11	73.3	23	22	95.7				48	48	100.0	45	43	95.6	37	37	100.0	11	10	90.9	37	27	73.0	11	7	63.6	10	7	70.0
		7071207	2023	1	13	9	69.2	10	7	70.0	18	17	94.4	31	18	58.1	49	48	98.0	31	21	67.7	19	18	94.7	18	11	61.1	36	23	63.9	13	3	23.1	7	6	85.7
	SELAMOLA	7072403	2024	2											32	31	96.9	32	25	78.1	26	19	73.1	32	14	43.8	26	19	73.1	6	0	0.0	6	5	83.3		
		7072403	2023	2											21	21	100.0	21	16	76.2	14	11	78.6	21	14	66.7	14	11	78.6	7	5	71.4	7	5	71.4		
	SEMENDHE SECONDARY	7073211	2024	1				65	47	72.3					136	136	100.0	71	66	93.0	86	80	93.0	136	103	75.7	86	80	93.0	50	50	100.0	50	49	98.0		
		7073211	2023	1				72	59	81.9					130	130	100.0	57	53	93.0	79	77	97.5	130	106	81.5	79	71	89.9	51	49	96.1	51	47	92.2		
	SHIHLOMULE HIGH	7073508	2024	1				26	24	92.3					26	26	100.0	24	24	100.0				13	13	100.0	24	23	95.8	2	2	100.0	2	2	100.0		
		7073508	2023	1				39	25	64.1					39	39	100.0	33	25	75.8				18	17	94.4	34	22	64.7	5	5	100.0	6	6	100.0		
	SIKHUNYANI REPEAT PART-TIME	7073231	2024	99				5	5	100.0					6	6	100.0	6	6	100.0	1	0	0.0	6	6	100.0	6	6	100.0								



Province Districts	Centre Name	Centre Number	Exam Date	Quintile	Accounting			Agricultural Sciences			Business Studies			Economics			English First Additional Language			Geography			History			Life Sciences			Mathematical Literacy			Mathematics			Physical Sciences		
					Total Wrote	Achieved 30 - 100%	% Achieved at 30% and Above	Total Wrote	Achieved 30 - 100%	% Achieved at 30% and Above	Total Wrote	Achieved 30 - 100%	% Achieved at 30% and Above	Total Wrote	Achieved 30 - 100%	% Achieved at 30% and Above	Total Wrote	Achieved 30 - 100%	% Achieved at 30% and Above	Total Wrote	Achieved 30 - 100%	% Achieved at 30% and Above	Total Wrote	Achieved 30 - 100%	% Achieved at 30% and Above	Total Wrote	Achieved 30 - 100%	% Achieved at 30% and Above	Total Wrote	Achieved 30 - 100%	% Achieved at 30% and Above	Total Wrote	Achieved 30 - 100%	% Achieved at 30% and Above	Total Wrote	Achieved 30 - 100%	% Achieved at 30% and Above
					MOPANI EAST	SIKHUNYANI SECONDARY	7073212	2024	2				27	26	96.3						34	34	100.0	34	34	100.0				34	32	94.1	26	25	96.2	8	6
		7073212	2023	2				21	16	76.2						21	21	100.0	15	14	93.3				21	20	95.2	13	13	100.0	8	3	37.5	6	4	66.7	
	TLAKULANI SECONDARY	7073409	2024	1				32	15	46.9						54	54	100.0	22	18	81.8	42	22	52.4	12	12	100.0	48	37	77.1	6	2	33.3	4	2	50.0	
		7073409	2023	1				34	15	44.1						55	52	94.5	21	18	85.7	25	20	80.0	30	20	66.7	46	40	87.0	9	2	22.2	9	7	77.8	
	TSEANA SECONDARY	7072105	2024	1				17	17	100.0						30	30	100.0	13	13	100.0	14	13	92.9	30	28	93.3	23	23	100.0	7	6	85.7	16	9	56.3	
		7072105	2023	1				21	19	90.5						32	32	100.0	11	11	100.0	11	11	100.0	32	30	93.8	13	12	92.3	19	9	47.4	21	11	52.4	
	TSEANE REPEAT PART-TIME	7072132	2024	99	3	3	100.0	6	6	100.0						25	25	100.0							22	22	100.0				25	22	88.0	25	21	84.0	
		7072132	2023	99												21	21	100.0							21	21	100.0				21	18	85.7	21	19	90.5	
	TSHWENI SECONDARY	7071101	2024	3	22	15	68.2	50	46	92.0	22	22	100.0	26	26	100.0	138	137	99.3	49	49	100.0				53	47	88.7	40	35	87.5	55	25	45.5	21	19	90.5
		7071101	2023	3	30	11	36.7	51	45	88.2	32	24	75.0	52	28	53.8	167	163	97.6	65	50	76.9				53	41	77.4	73	49	67.1	60	21	35.0	34	21	61.8
	VUTLHARI HIGH	7073108	2024	1	15	9	60.0	12	7	58.3	15	14	93.3	15	8	53.3	27	27	100.0	12	10	83.3				12	5	41.7	27	25	92.6						
		7073108	2023	1	14	13	92.9	15	12	80.0	14	14	100.0	14	13	92.9	32	32	100.0	18	17	94.4				18	12	66.7	29	28	96.6	3	3	100.0	3	3	100.0
	VUXENI SENIOR SECONDARY	7074106	2024	3	18	15	83.3				41	40	97.6	41	39	95.1	188	188	100.0	141	133	94.3	102	89	87.3	45	41	91.1	139	130	93.5	49	27	55.1	45	31	68.9
		7074106	2023	3	29	24	82.8				34	32	94.1	34	29	85.3	131	131	100.0	53	51	96.2	53	46	86.8	44	42	95.5	84	76	90.5	47	24	51.1	44	35	79.5
	ZAVA HIGH	7073509	2024	1				22	16	72.7						22	22	100.0	22	19	86.4				22	14	63.6	22	17	77.3							
		7073509	2023	1				19	9	47.4						19	19	100.0	19	16	84.2				19	3	15.8	19	15	78.9							
MOPANI WEST	B MKHABELE SECONDARY	7083207	2024	2										17	16	94.1	24	24	100.0	24	23	95.8				24	22	91.7	17	17	100.0	7	6	85.7	7	7	100.0
		7083207	2023	2										12	12	100.0	20	20	100.0	20	19	95.0				20	16	80.0	12	12	100.0	8	5	62.5	8	8	100.0
	BANKUNA HIGH	7083101	2024	3										22	12	54.5	77	77	100.0	55	41	74.5	22	10	45.5	25	19	76.0	60	44	73.3	17	13	76.5	17	13	76.5
		7083101	2023	3										31	25	80.6	51	51	100.0	51	46	90.2	12	12	100.0	20	14	70.0	37	32	86.5	14	11	78.6	13	10	76.9

Province Districts	Centre Name	Centre Number	Exam Date	Quintile	Accounting			Agricultural Sciences			Business Studies			Economics			English First Additional Language			Geography			History			Life Sciences			Mathematical Literacy			Mathematics			Physical Sciences		
					Total Wrote	Achieved 30 - 100%	% Achieved at 30% and Above	Total Wrote	Achieved 30 - 100%	% Achieved at 30% and Above	Total Wrote	Achieved 30 - 100%	% Achieved at 30% and Above	Total Wrote	Achieved 30 - 100%	% Achieved at 30% and Above	Total Wrote	Achieved 30 - 100%	% Achieved at 30% and Above	Total Wrote	Achieved 30 - 100%	% Achieved at 30% and Above	Total Wrote	Achieved 30 - 100%	% Achieved at 30% and Above	Total Wrote	Achieved 30 - 100%	% Achieved at 30% and Above	Total Wrote	Achieved 30 - 100%	% Achieved at 30% and Above	Total Wrote	Achieved 30 - 100%	% Achieved at 30% and Above	Total Wrote	Achieved 30 - 100%	% Achieved at 30% and Above
					MOPANI WEST	BESSIE MAAKE HIGH	7084209	2024	3											15	15	100.0	15	14	93.3	10	10	100.0	15	13	86.7	10	10	100.0	5	4	80.0
		7084209	2023	3											21	21	100.0	22	20	90.9	14	14	100.0	22	12	54.5	14	13	92.9	8	6	75.0	8	5	62.5		
	BOKE SECONDARY	7082202	2024	1	22	20	90.9	36	32	88.9	29	28	96.6	27	18	66.7	93	93	100.0	38	36	94.7	38	34	89.5	28	26	92.9	53	48	90.6	40	27	67.5	26	18	69.2
		7082202	2023	1	11	7	63.6	67	53	79.1	14	12	85.7	14	12	85.7	89	89	100.0	45	36	80.0	41	38	92.7	31	29	93.5	50	39	78.0	39	24	61.5	34	26	76.5
	BOKGAGA SECONDARY	7084307	2024	3				69	59	85.5	21	21	100.0	21	14	66.7	117	117	100.0	117	107	91.5				96	77	80.2	86	85	98.8	31	29	93.5	27	23	85.2
		7084307	2023	3	10	8	80.0	31	30	96.8	10	10	100.0	10	7	70.0	58	58	100.0	48	47	97.9				48	46	95.8	35	35	100.0	23	20	87.0	17	13	76.5
	BURGHERSDORP SECONDARY	7084308	2024	3	7	6	85.7				23	22	95.7	24	20	83.3	123	123	100.0	114	107	93.9	54	45	83.3	46	41	89.1	77	66	85.7	46	35	76.1	45	26	57.8
		7084308	2023	3	4	3	75.0				27	27	100.0	28	28	100.0	51	51	100.0	42	42	100.0				24	22	91.7	26	25	96.2	25	15	60.0	23	18	78.3
	CALAIS SECONDARY	7084401	2024	3				19	19	100.0							19	19	100.0	19	19	100.0				19	18	94.7	14	14	100.0	5	4	80.0			
		7084401	2023	3				14	12	85.7							14	14	100.0	14	14	100.0				14	13	92.9	9	9	100.0	5	1	20.0			
	CATA SENIOR SECONDARY	7083201	2024	2									18	18	100.0	30	30	100.0	30	30	100.0				30	29	96.7	18	17	94.4	12	9	75.0	12	12	100.0	
		7083201	2023	2									18	16	88.9	31	31	100.0	31	25	80.6				31	19	61.3	17	15	88.2	14	9	64.3	13	11	84.6	
	CHARLES MATHONSI HIGH	7083102	2024	3									80	63	78.8	88	88	100.0	89	85	95.5	74	72	97.3	15	15	100.0	80	75	93.8	9	9	100.0	9	9	100.0	
		7083102	2023	3									68	62	91.2	81	81	100.0	81	76	93.8	62	57	91.9	19	18	94.7	68	63	92.6	13	12	92.3	13	13	100.0	
	DIPONE SENIOR SECONDARY	7084501	2024	1				29	28	96.6						67	67	100.0	52	33	63.5	38	30	78.9	33	30	90.9	48	41	85.4	19	16	84.2	15	13	86.7	
		7084501	2023	1				22	21	95.5						55	55	100.0	41	26	63.4	32	23	71.9	24	22	91.7	38	26	68.4	17	12	70.6	15	13	86.7	
	DUMELA HIGH	7084303	2024	1	3	3	100.0				8	8	100.0	47	28	59.6	130	129	99.2	88	79	89.8	34	31	91.2	83	61	73.5	95	88	92.6	35	23	65.7	30	23	76.7
		7084303	2023	1	9	8	88.9	25	20	80.0	18	17	94.4	28	21	75.0	89	89	100.0	51	51	100.0	21	19	90.5	62	49	79.0	54	48	88.9	36	16	44.4	34	23	67.6
	DZJ MTEBULE SECONDARY	7083108	2024	3	31	28	90.3				43	40	93.0	73	64	87.7	159	159	100.0	94	90	95.7	55	53	96.4	86	79	91.9	86	83	96.5	73	58	79.5	61	47	77.0
		7083108	2023	3	32	26	81.3				80	51	63.8	39	30	76.9	181	181	100.0	122	117	95.9	56	55	98.2	101	93	92.1	84	71	84.5	97	81	83.5	86	71	82.6

Province Districts	Centre Name	Centre Number	Exam Date	Quintile	Accounting			Agricultural Sciences			Business Studies			Economics			English First Additional Language			Geography			History			Life Sciences			Mathematical Literacy			Mathematics			Physical Sciences		
					Total Wrote	Achieved 30 - 100%	% Achieved at 30% and Above	Total Wrote	Achieved 30 - 100%	% Achieved at 30% and Above	Total Wrote	Achieved 30 - 100%	% Achieved at 30% and Above	Total Wrote	Achieved 30 - 100%	% Achieved at 30% and Above	Total Wrote	Achieved 30 - 100%	% Achieved at 30% and Above	Total Wrote	Achieved 30 - 100%	% Achieved at 30% and Above	Total Wrote	Achieved 30 - 100%	% Achieved at 30% and Above	Total Wrote	Achieved 30 - 100%	% Achieved at 30% and Above	Total Wrote	Achieved 30 - 100%	% Achieved at 30% and Above	Total Wrote	Achieved 30 - 100%	% Achieved at 30% and Above	Total Wrote	Achieved 30 - 100%	% Achieved at 30% and Above
					MOPANI WEST	FOBENI SECONDARY SCHOOL	7082201	2024	3				13	13	100.0	36	30	83.3	11	7	63.6	49	49	100.0	25	21	84.0				13	13	100.0	37	29	78.4	12
		7082201	2023	3				29	23	79.3	12	8	66.7	18	17	94.4	49	49	100.0	41	38	92.7				31	26	83.9	31	25	80.6	18	16	88.9	16	14	87.5
	GWAMBENI HIGH	7083403	2024	1				24	21	87.5							134	134	100.0	91	86	94.5	67	67	100.0	116	98	84.5	67	63	94.0	67	45	67.2	67	46	68.7
		7083403	2023	1				30	29	96.7							121	121	100.0	74	63	85.1	46	45	97.8	104	81	77.9	46	40	87.0	75	47	62.7	71	59	83.1
	HOËRSKOOL BEN VORSTER	7082103	2024	5	25	25	100.0	17	16	94.1	92	91	98.9	51	48	94.1	132	132	100.0	36	35	97.2				64	63	98.4	71	71	100.0	103	79	76.7	57	49	86.0
		7082103	2023	5	31	27	87.1	10	10	100.0	62	60	96.8	47	44	93.6	128	128	100.0	36	36	100.0				55	55	100.0	58	58	100.0	97	84	86.6	59	55	93.2
	HOËRSKOOL HOEDSPRUIT	7084511	2024	4	6	6	100.0				18	16	88.9	8	6	75.0	6	6	100.0	21	20	95.2				31	20	64.5	29	26	89.7	25	21	84.0	16	12	75.0
		7084511	2023	4	5	4	80.0				10	10	100.0	1	1	100.0	5	5	100.0	45	43	95.6				39	24	61.5	31	30	96.8	19	19	100.0	15	11	73.3
	HUDSON NTSANWISI SECONDARY	7083103	2024	3	28	19	67.9				50	35	70.0	88	61	69.3	184	184	100.0	88	83	94.3				50	46	92.0	87	86	98.9	51	36	70.6	44	37	84.1
		7083103	2023	3	30	17	56.7				57	36	63.2	94	71	75.5	194	194	100.0	107	90	84.1				70	61	87.1	89	84	94.4	76	35	46.1	71	43	60.6
	KELEKESE SECONDARY	7082205	2024	1	17	11	64.7	41	37	90.2	17	16	94.1	17	16	94.1	58	58	100.0	18	17	94.4				41	24	58.5	29	28	96.6	29	14	48.3	23	11	47.8
		7082205	2023	1	7	4	57.1	42	36	85.7	7	7	100.0	7	7	100.0	50	50	100.0	14	13	92.9				43	31	72.1	19	18	94.7	31	22	71.0	30	24	80.0
	KGAPANE HIGH	7081201	2024	3	16	14	87.5	149	142	95.3	16	16	100.0	16	15	93.8	301	301	100.0	216	205	94.9	63	59	93.7	285	264	92.6	143	138	96.5	157	139	88.5	141	111	78.7
		7081201	2023	3	23	21	91.3	150	120	80.0	23	21	91.3	23	22	95.7	335	335	100.0	253	212	83.8	86	84	97.7	312	264	84.6	179	137	76.5	156	111	71.2	135	106	78.5
	KGOLAKALELEME HIGH	7081203	2024	1				9	8	88.9	7	7	100.0	22	20	90.9	48	48	100.0	39	37	94.9				41	39	95.1	22	19	86.4	26	21	80.8	26	22	84.6
		7081203	2023	1	5	5	100.0	4	4	100.0	7	7	100.0	18	17	94.4	51	51	100.0	42	39	92.9				44	40	90.9	17	17	100.0	34	19	55.9	33	19	57.6
	KGWANA HIGH	7084502	2024	1	12	12	100.0	21	21	100.0	12	12	100.0	12	12	100.0	79	79	100.0	24	24	100.0	31	31	100.0	67	64	95.5	56	56	100.0	23	22	95.7	21	19	90.5
		7084502	2023	1	21	18	85.7	22	22	100.0	21	21	100.0	21	19	90.5	130	130	100.0	54	39	72.2	33	30	90.9	86	54	62.8	105	93	88.6	25	24	96.0	22	18	81.8
	KGWEKGWE HIGH	7082203	2024	2				40	36	90.0							48	48	100.0	31	27	87.1	32	32	100.0	25	21	84.0	32	29	90.6	16	12	75.0	16	12	75.0
		7082203	2023	2				45	34	75.6							45	45	100.0	28	21	75.0	27	27	100.0	17	15	88.2	27	24	88.9	17	9	52.9	17	13	76.5

Province Districts	Centre Name	Centre Number	Exam Date	Quintile	Accounting			Agricultural Sciences			Business Studies			Economics			English First Additional Language			Geography			History			Life Sciences			Mathematical Literacy			Mathematics			Physical Sciences		
					Total Wrote	Achieved 30 - 100%	% Achieved at 30% and Above	Total Wrote	Achieved 30 - 100%	% Achieved at 30% and Above	Total Wrote	Achieved 30 - 100%	% Achieved at 30% and Above	Total Wrote	Achieved 30 - 100%	% Achieved at 30% and Above	Total Wrote	Achieved 30 - 100%	% Achieved at 30% and Above	Total Wrote	Achieved 30 - 100%	% Achieved at 30% and Above	Total Wrote	Achieved 30 - 100%	% Achieved at 30% and Above	Total Wrote	Achieved 30 - 100%	% Achieved at 30% and Above	Total Wrote	Achieved 30 - 100%	% Achieved at 30% and Above	Total Wrote	Achieved 30 - 100%	% Achieved at 30% and Above	Total Wrote	Achieved 30 - 100%	% Achieved at 30% and Above
					MOPANI WEST	KHATAZA HIGH	7084304	2024	3	4	3	75.0				22	22	100.0	19	15	78.9	35	35	100.0	31	30	96.8				16	15	93.8	22	20	90.9	13
		7084304	2023	3	9	9	100.0				40	34	85.0	32	27	84.4	52	52	100.0	43	39	90.7				20	17	85.0	33	29	87.9	19	13	68.4	12	12	100.0
	KHESETHWANE SECONDARY	7081101	2024	1	10	10	100.0	27	26	96.3	15	15	100.0	15	15	100.0	74	74	100.0	46	46	100.0	30	30	100.0	19	18	94.7	56	56	100.0	18	16	88.9	14	13	92.9
		7081101	2023	1	5	5	100.0	39	36	92.3	16	16	100.0	16	11	68.8	69	69	100.0	22	22	100.0	12	12	100.0	34	34	100.0	36	33	91.7	33	25	75.8	33	31	93.9
	LEBITSO HIGH	7084301	2024	3	21	19	90.5	31	30	96.8	23	23	100.0	25	25	100.0	84	84	100.0	49	44	89.8	32	31	96.9	38	34	89.5	65	63	96.9	19	14	73.7	12	6	50.0
		7084301	2023	3	20	15	75.0	20	20	100.0	20	20	100.0	22	19	86.4	69	69	100.0	45	42	93.3	29	29	100.0	47	38	80.9	61	59	96.7	9	5	55.6	4	4	100.0
	LEFARA SECONDARY	7083206	2024	2										14	13	92.9	23	23	100.0	23	17	73.9				10	9	90.0	14	13	92.9	9	5	55.6	9	7	77.8
		7083206	2023	2										15	10	66.7	19	19	100.0	19	14	73.7				4	3	75.0	15	11	73.3	4	3	75.0	4	3	75.0
	LEOMA SENIOR SECONDARY	7084503	2024	2													57	57	100.0	57	37	64.9	36	16	44.4	21	18	85.7	42	28	66.7	15	3	20.0	9	4	44.4
		7084503	2023	2													35	35	100.0	35	26	74.3	27	21	77.8	8	8	100.0	27	19	70.4	8	4	50.0	8	7	87.5
	LEPONO SECONDARY	7084403	2024	1				11	11	100.0	10	10	100.0				33	33	100.0	17	17	100.0				14	13	92.9	23	22	95.7	11	10	90.9	7	7	100.0
		7084403	2023	1				8	8	100.0	8	7	87.5				36	36	100.0	18	18	100.0				25	21	84.0	24	21	87.5	12	9	75.0	10	6	60.0
	LOWVELD TZANEEN ACADEMY	7082191	2024	99	8	7	87.5				42	42	100.0	30	30	100.0	42	42	100.0	31	30	96.8				29	26	89.7	39	38	97.4	20	20	100.0	17	16	94.1
		7082191	2023	99	9	7	77.8				21	20	95.2	16	14	87.5	31	31	100.0	32	32	100.0				25	24	96.0	20	19	95.0	21	17	81.0	20	19	95.0
	LWANDLAMUNI SECONDARY SCHOOL	7083305	2024	3							15	15	100.0				17	17	100.0	2	2	100.0	15	10	66.7	2	2	100.0	15	10	66.7	2	2	100.0	2	2	100.0
		7083305	2023	3							22	19	86.4				38	37	97.4				22	18	81.8	16	12	75.0	22	17	77.3	16	6	37.5	16	7	43.8
	MAAHLEMELE HIGH	7084504	2024	2				11	11	100.0							35	35	100.0	29	28	96.6	16	12	75.0	19	16	84.2	27	21	77.8	8	6	75.0	6	5	83.3
		7084504	2023	2				20	20	100.0							44	44	100.0	35	25	71.4	19	14	73.7	25	19	76.0	34	23	67.6	10	10	100.0	9	8	88.9
	MAALOBANE HIGH	7084404	2024	3													45	45	100.0	45	44	97.8				45	41	91.1	18	18	100.0	27	27	100.0	27	25	92.6
		7084404	2023	3													33	33	100.0	33	32	97.0				33	27	81.8	15	14	93.3	18	13	72.2	18	13	72.2

Province Districts	Centre Name	Centre Number	Exam Date	Quintile	Accounting			Agricultural Sciences			Business Studies			Economics			English First Additional Language			Geography			History			Life Sciences			Mathematical Literacy			Mathematics			Physical Sciences		
					Total Wrote	Achieved 30 - 100%	% Achieved at 30% and Above	Total Wrote	Achieved 30 - 100%	% Achieved at 30% and Above	Total Wrote	Achieved 30 - 100%	% Achieved at 30% and Above	Total Wrote	Achieved 30 - 100%	% Achieved at 30% and Above	Total Wrote	Achieved 30 - 100%	% Achieved at 30% and Above	Total Wrote	Achieved 30 - 100%	% Achieved at 30% and Above	Total Wrote	Achieved 30 - 100%	% Achieved at 30% and Above	Total Wrote	Achieved 30 - 100%	% Achieved at 30% and Above	Total Wrote	Achieved 30 - 100%	% Achieved at 30% and Above	Total Wrote	Achieved 30 - 100%	% Achieved at 30% and Above	Total Wrote	Achieved 30 - 100%	% Achieved at 30% and Above
					MOPANI WEST	MABUSHE HIGH	7084208	2024	2	12	7	58.3	19	19	100.0	29	24	82.8	18	14	77.8	96	96	100.0	48	39	81.3	49	47	95.9	29	22	75.9	70	64	91.4	26
		7084208	2023	2	14	9	64.3	29	26	89.7	28	24	85.7	28	22	78.6	116	116	100.0	59	27	45.8	51	35	68.6	37	31	83.8	74	55	74.3	42	20	47.6	29	22	75.9
	MADIE REPEAT PART-TIME	7084532	2024	99	12	11	91.7				31	26	83.9										21	20	95.2	23	23	100.0	27	27	100.0	34	30	88.2	25	19	76.0
		7084532	2023	99	10	10	100.0	21	21	100.0	15	15	100.0	10	9	90.0										16	16	100.0	16	16	100.0	28	26	92.9	17	17	100.0
	MADIE SECONDARY	7084505	2024	1	10	9	90.0	43	34	79.1	10	10	100.0	10	10	100.0	53	53	100.0	29	29	100.0				43	31	72.1	37	36	97.3	16	14	87.5	14	13	92.9
		7084505	2023	1	13	9	69.2	40	25	62.5	13	13	100.0	13	11	84.6	53	52	98.1	27	22	81.5				40	21	52.5	38	35	92.1	15	8	53.3	13	8	61.5
	MAFUTSANE SECONDARY	7084206	2024	2	21	19	90.5				28	26	92.9	75	45	60.0	178	178	100.0	157	137	87.3				150	112	74.7	60	54	90.0	118	78	66.1	103	71	68.9
		7084206	2023	2	23	17	73.9				37	29	78.4	78	58	74.4	183	183	100.0	160	140	87.5				146	119	81.5	73	61	83.6	110	66	60.0	105	73	69.5
	MAGOZA SECONDARY	7083105	2024	3				49	49	100.0				134	119	88.8	183	183	100.0	134	129	96.3	134	132	98.5	49	47	95.9	134	126	94.0	49	41	83.7	49	41	83.7
		7083105	2023	3				75	75	100.0				77	65	84.4	152	152	100.0	76	70	92.1	77	74	96.1	75	72	96.0	77	72	93.5	75	56	74.7	75	49	65.3
	MAHLANE SECONDARY	7084102	2024	2												84	84	100.0	84	74	88.1	71	67	94.4	47	42	89.4	69	64	92.8	15	13	86.7	13	10	76.9	
		7084102	2023	2												86	86	100.0	86	75	87.2	73	70	95.9	49	45	91.8	72	67	93.1	14	10	71.4	13	10	76.9	
	MAHWAHWA HIGH	7083301	2024	3									10	9	90.0	82	82	100.0	69	67	97.1	46	42	91.3	26	26	100.0	56	55	98.2	26	24	92.3	26	23	88.5	
		7083301	2023	3									17	15	88.2	79	79	100.0	57	55	96.5	31	31	100.0	30	28	93.3	49	46	93.9	30	16	53.3	30	23	76.7	
	MAKGWAHLENG SECONDARY	7084405	2024	3	22	14	63.6	24	24	100.0	38	34	89.5	21	17	81.0	148	148	100.0	119	104	87.4	54	49	90.7	57	55	96.5	107	79	73.8	42	33	78.6	41	30	73.2
		7084405	2023	3	16	11	68.8	9	9	100.0	24	23	95.8	14	14	100.0	123	123	100.0	104	86	82.7	47	35	74.5	48	37	77.1	87	63	72.4	32	25	78.1	32	29	90.6
	MAKOBO SECONDARY	7081109	2024	1				32	29	90.6						50	50	100.0	18	17	94.4	18	18	100.0	30	28	93.3	18	18	100.0	32	17	53.1	31	20	64.5	
		7081109	2023	1				16	16	100.0						18	18	100.0	2	2	100.0	2	2	100.0	18	18	100.0	2	2	100.0	16	5	31.3	16	16	100.0	
	MALOTI SECONDARY	7082207	2024	1	13	11	84.6	18	17	94.4	14	14	100.0	16	16	100.0	31	31	100.0							17	15	88.2	14	14	100.0	17	12	70.6	15	10	66.7
		7082207	2023	1	11	8	72.7	16	14	87.5	15	12	80.0	17	15	88.2	27	27	100.0							12	11	91.7	16	14	87.5	12	8	66.7	11	10	90.9

Province Districts	Centre Name	Centre Number	Exam Date	Quintile	Accounting			Agricultural Sciences			Business Studies			Economics			English First Additional Language			Geography			History			Life Sciences			Mathematical Literacy			Mathematics			Physical Sciences		
					Total Wrote	Achieved 30 - 100%	% Achieved at 30% and Above	Total Wrote	Achieved 30 - 100%	% Achieved at 30% and Above	Total Wrote	Achieved 30 - 100%	% Achieved at 30% and Above	Total Wrote	Achieved 30 - 100%	% Achieved at 30% and Above	Total Wrote	Achieved 30 - 100%	% Achieved at 30% and Above	Total Wrote	Achieved 30 - 100%	% Achieved at 30% and Above	Total Wrote	Achieved 30 - 100%	% Achieved at 30% and Above	Total Wrote	Achieved 30 - 100%	% Achieved at 30% and Above	Total Wrote	Achieved 30 - 100%	% Achieved at 30% and Above	Total Wrote	Achieved 30 - 100%	% Achieved at 30% and Above	Total Wrote	Achieved 30 - 100%	% Achieved at 30% and Above
					MAMERIRI SECONDARY	7081204	2024	1	13	8	61.5	64	61	95.3	12	12	100.0	12	12	100.0	117	117	100.0	47	47	100.0	38	36	94.7	105	101	96.2	56	53	94.6	61	52
	7081204	2023	1	14	11	78.6	35	33	94.3	14	14	100.0	20	20	100.0	95	95	100.0	79	78	98.7	21	21	100.0	54	53	98.1	43	43	100.0	52	43	82.7	48	47	97.9	
MAMODING SECONDARY SCHOOL	7083402	2024	1													101	98	97.0	101	52	51.5	84	46	54.8	101	31	30.7	76	38	50.0	25	7	28.0	17	7	41.2	
	7083402	2023	1													52	52	100.0	52	15	28.8	43	26	60.5	52	8	15.4	38	10	26.3	15	1	6.7	10	2	20.0	
MANTSOBELE SECONDARY	7084406	2024	1													30	30	100.0	30	23	76.7				30	17	56.7	22	18	81.8	8	5	62.5				
	7084406	2023	1													38	37	97.4	39	22	56.4				39	16	41.0	39	26	66.7							
MAPHETO SECONDARY SCHOOL	7083407	2024	1													52	50	96.2	52	43	82.7	42	38	90.5	52	24	46.2	42	27	64.3	10	3	30.0	10	3	30.0	
	7083407	2023	1													47	47	100.0	47	47	100.0	40	40	100.0	47	31	66.0	40	40	100.0	0	0		7	7	100.0	
MARK SHOPE SECONDARY	7083303	2024	3	14	13	92.9				14	13	92.9	14	13	92.9	80	80	100.0	66	65	98.5	45	45	100.0	21	21	100.0	55	55	100.0	25	16	64.0	21	21	100.0	
	7083303	2023	3	11	10	90.9				11	10	90.9	11	11	100.0	82	82	100.0	71	67	94.4	35	35	100.0	36	34	94.4	46	44	95.7	36	18	50.0	36	30	83.3	
MASHOORO SECONDARY	7081103	2024	1							21	20	95.2				55	55	100.0	34	34	100.0	41	39	95.1	14	14	100.0	41	36	87.8	14	14	100.0	14	12	85.7	
	7081103	2023	1							4	4	100.0	4	4	100.0	53	53	100.0	49	49	100.0	25	25	100.0	24	24	100.0	27	27	100.0	26	26	100.0	24	23	95.8	
MATIMU HIGH	7084104	2024	2	7	7	100.0				48	46	95.8	44	43	97.7	126	126	100.0	46	41	89.1	89	83	93.3	30	29	96.7	105	100	95.2	21	13	61.9	20	12	60.0	
	7084104	2023	2	4	3	75.0				46	32	69.6	47	40	85.1	99	99	100.0	33	32	97.0	73	68	93.2	22	20	90.9	81	67	82.7	18	10	55.6	21	16	76.2	
MATLHARI HIGH	7084105	2024	2	19	18	94.7	33	29	87.9	27	24	88.9	34	28	82.4	149	149	100.0	53	52	98.1	57	35	61.4	58	49	84.5	110	97	88.2	39	24	61.5	25	20	80.0	
	7084105	2023	2	10	9	90.0	31	25	80.6	27	19	70.4	30	23	76.7	115	115	100.0	39	37	94.9	41	35	85.4	44	33	75.0	87	76	87.4	28	14	50.0	13	10	76.9	
MATOKANE HIGH SCHOOL	7082206	2024	1													36	36	100.0	36	33	91.7	36	32	88.9	36	26	72.2	36	36	100.0							
	7082206	2023	1													20	20	100.0	20	19	95.0	20	20	100.0	20	15	75.0	20	20	100.0							
MATSEKE SECONDARY	7082208	2024	1	12	11	91.7				27	22	81.5	27	13	48.1	27	27	100.0	15	13	86.7							22	18	81.8	5	1	20.0				
	7082208	2023	1	9	6	66.7				31	17	54.8	31	6	19.4	31	31	100.0	22	12	54.5							25	13	52.0	6	2	33.3				

Province Districts	Centre Name	Centre Number	Exam Date	Quintile	Accounting			Agricultural Sciences			Business Studies			Economics			English First Additional Language			Geography			History			Life Sciences			Mathematical Literacy			Mathematics			Physical Sciences					
					Total Wrote	Achieved 30 - 100%	% Achieved at 30% and Above	Total Wrote	Achieved 30 - 100%	% Achieved at 30% and Above	Total Wrote	Achieved 30 - 100%	% Achieved at 30% and Above	Total Wrote	Achieved 30 - 100%	% Achieved at 30% and Above	Total Wrote	Achieved 30 - 100%	% Achieved at 30% and Above	Total Wrote	Achieved 30 - 100%	% Achieved at 30% and Above	Total Wrote	Achieved 30 - 100%	% Achieved at 30% and Above	Total Wrote	Achieved 30 - 100%	% Achieved at 30% and Above	Total Wrote	Achieved 30 - 100%	% Achieved at 30% and Above	Total Wrote	Achieved 30 - 100%	% Achieved at 30% and Above	Total Wrote	Achieved 30 - 100%	% Achieved at 30% and Above			
					MOPANI WEST	MATSEUTSEU-MAROPENG COMBINED SCHOOL	7084291	2024	99				4	3	75.0	7	7	100.0	5	5	100.0	19	19	100.0	13	13	100.0	4	2	50.0	13	12	92.3	8	8	100.0	11	6	54.5	9
		7084291	2023	99	4	1	25.0	4	4	100.0	10	8	80.0	7	7	100.0	17	17	100.0	14	14	100.0	6	3	50.0	15	13	86.7	13	11	84.6	12	6	50.0	10	9	90.0			
	MBHEKWANA HIGH	7083302	2024	1													72	72	100.0	72	54	75.0	41	35	85.4	32	21	65.6	47	40	85.1	26	16	61.5	19	11	57.9			
		7083302	2023	1													98	98	100.0	98	71	72.4	70	62	88.6	28	19	67.9	70	58	82.9	28	15	53.6	22	15	68.2			
	MDINGAZI SECONDARY SCHOOL	7083404	2024	1													39	39	100.0	39	27	69.2	34	25	73.5	39	13	33.3	34	25	73.5	5	2	40.0	5	1	20.0			
		7083404	2023	1													26	25	96.2	26	19	73.1	26	24	92.3	26	9	34.6	26	20	76.9									
	MERENSKY HIGH SCHOOL	7082104	2024	5	28	28	100.0	42	41	97.6	79	76	96.2	21	20	95.2	157	157	100.0										109	105	96.3	112	112	100.0	109	108	99.1	71	71	100.0
		7082104	2023	5	20	20	100.0	52	51	98.1	75	72	96.0	29	27	93.1	117	117	100.0										91	83	91.2	120	120	100.0	77	77	100.0	56	55	98.2
	MERIDIAN COMBINED	7083191	2024	99	26	26	100.0				32	32	100.0	29	29	100.0	65	65	100.0	39	39	100.0							36	36	100.0	31	31	100.0	34	32	94.1	33	33	100.0
		7083191	2023	99	23	23	100.0				28	28	100.0	25	25	100.0	55	55	100.0	32	32	100.0							30	30	100.0	27	27	100.0	28	27	96.4	27	26	96.3
	MMALESIBA SECONDARY	7084506	2024	1	14	14	100.0	16	15	93.8	16	15	93.8	19	17	89.5	73	73	100.0	42	33	78.6	41	34	82.9	17	16	94.1	59	57	96.6	14	7	50.0	13	12	92.3			
		7084506	2023	1	19	18	94.7	26	24	92.3	22	22	100.0	25	23	92.0	93	93	100.0	51	41	80.4	50	45	90.0	23	20	87.0	73	67	91.8	20	14	70.0	18	17	94.4			
	MODIPE HIGH	7082210	2024	1	10	10	100.0				10	10	100.0	10	9	90.0	45	45	100.0	35	32	91.4	26	25	96.2	35	24	68.6	35	32	91.4	10	6	60.0	9	8	88.9			
		7082210	2023	1	9	7	77.8	3	3	100.0	9	9	100.0	9	8	88.9	28	28	100.0	16	12	75.0	16	15	93.8	19	11	57.9	23	19	82.6	5	3	60.0	3	2	66.7			
	MODUBATSE SECONDARY	7081202	2024	3	19	12	63.2	236	179	75.8	35	23	65.7	23	12	52.2	323	323	100.0	233	186	79.8	41	38	92.7	300	197	65.7	211	172	81.5	112	70	62.5	82	56	68.3			
		7081202	2023	3	13	12	92.3	197	147	74.6	23	19	82.6	15	15	100.0	265	265	100.0	181	148	81.8	40	39	97.5	250	178	71.2	173	143	82.7	92	69	75.0	76	62	81.6			
	MOHLATLEGO MACHABA SECONDARY	7082101	2024	3	10	10	100.0	165	122	73.9	11	11	100.0	15	13	86.7	252	252	100.0	77	71	92.2	179	146	81.6	115	93	80.9	183	156	85.2	68	46	67.6	58	55	94.8			
		7082101	2023	3	17	17	100.0	136	86	63.2	15	15	100.0	17	16	94.1	231	231	100.0	79	65	82.3	149	140	94.0	122	81	66.4	150	113	75.3	81	32	39.5	64	51	79.7			
	MOHUMI SECONDARY	7081205	2024	1	20	17	85.0	26	23	88.5	21	19	90.5	30	21	70.0	88	88	100.0	41	25	61.0	48	38	79.2	58	41	70.7	61	50	82.0	27	18	66.7	20	16	80.0			
		7081205	2023	1	16	16	100.0	33	30	90.9	16	11	68.8	16	12	75.0	99	97	98.0	51	40	78.4	45	42	93.3	83	58	69.9	55	43	78.2	44	22	50.0	37	30	81.1			



Province Districts	Centre Name	Centre Number	Exam Date	Quintile	Accounting			Agricultural Sciences			Business Studies			Economics			English First Additional Language			Geography			History			Life Sciences			Mathematical Literacy			Mathematics			Physical Sciences			
					Total Wrote	Achieved 30 - 100%	% Achieved at 30% and Above	Total Wrote	Achieved 30 - 100%	% Achieved at 30% and Above	Total Wrote	Achieved 30 - 100%	% Achieved at 30% and Above	Total Wrote	Achieved 30 - 100%	% Achieved at 30% and Above	Total Wrote	Achieved 30 - 100%	% Achieved at 30% and Above	Total Wrote	Achieved 30 - 100%	% Achieved at 30% and Above	Total Wrote	Achieved 30 - 100%	% Achieved at 30% and Above	Total Wrote	Achieved 30 - 100%	% Achieved at 30% and Above	Total Wrote	Achieved 30 - 100%	% Achieved at 30% and Above	Total Wrote	Achieved 30 - 100%	% Achieved at 30% and Above	Total Wrote	Achieved 30 - 100%	% Achieved at 30% and Above	
					MOKHAPA SECONDARY	7084103	2024	2				24	23	95.8						64	64	100.0	51	43	84.3	39	30	76.9	25	23	92.0	47	38	80.9	17	12	70.6	14
	7084103	2023	2				29	24	82.8						109	107	98.2	88	66	75.0	80	61	76.3	29	23	79.3	80	47	58.8	29	6	20.7	21	10	47.6			
MOKWANE SECONDARY	7084302	2024	1				42	36	85.7						42	42	100.0	32	25	78.1				42	30	71.4	31	26	83.9	11	9	81.8	10	10	100.0			
	7084302	2023	1				37	33	89.2						37	37	100.0	28	23	82.1				37	29	78.4	28	25	89.3	9	4	44.4	9	7	77.8			
MOLABOSANE HIGH	7083205	2024	2	12	10	83.3	16	13	81.3	12	8	66.7	17	12	70.6	126	126	100.0	93	77	82.8	61	41	67.2	33	24	72.7	81	58	71.6	45	19	42.2	33	17	51.5		
	7083205	2023	2	17	12	70.6	16	16	100.0	17	12	70.6	17	14	82.4	80	80	100.0	47	37	78.7	35	29	82.9	23	18	78.3	50	39	78.0	30	10	33.3	23	15	65.2		
MOLOMAHLAPI SECONDARY	7084507	2024	1	6	5	83.3				6	6	100.0	18	14	77.8	85	85	100.0	79	71	89.9	40	28	70.0	27	25	92.6	58	51	87.9	27	22	81.5	27	17	63.0		
	7084507	2023	1	18	10	55.6				18	14	77.8	48	36	75.0	101	101	100.0	83	56	67.5	31	26	83.9	22	17	77.3	77	59	76.6	24	16	66.7	22	15	68.2		
MOPYE SECONDARY	7082204	2024	1	21	18	85.7	18	16	88.9				28	17	60.7	84	84	100.0	46	32	69.6	32	26	81.3	25	22	88.0	65	53	81.5	19	11	57.9	12	9	75.0		
	7082204	2023	1	11	8	72.7	17	12	70.6				12	9	75.0	59	59	100.0	31	28	90.3	23	21	91.3	24	19	79.2	37	32	86.5	22	13	59.1	14	8	57.1		
MOTSHEUDI SECONDARY	7081206	2024	1	24	14	58.3	110	73	66.4	24	17	70.8	24	17	70.8	171	171	100.0	144	131	91.0				103	97	94.2	102	89	87.3	69	41	59.4	37	28	75.7		
	7081206	2023	1	21	18	85.7	100	69	69.0	21	17	81.0	21	17	81.0	154	154	100.0	120	101	84.2				106	94	88.7	83	67	80.7	71	27	38.0	29	25	86.2		
MPAPATLA SECONDARY	7081104	2024	1												36	36	100.0							36	31	86.1	36	36	100.0	36	36	100.0						
	7081104	2023	1												32	32	100.0							32	32	100.0	32	21	65.6	32	30	93.8						
MPUMULANA SECONDARY	7084106	2024	2										25	20	80.0	41	41	100.0	25	23	92.0				16	16	100.0	28	26	92.9	13	10	76.9	5	5	100.0		
	7084106	2023	2										29	20	69.0	55	55	100.0	24	24	100.0				26	26	100.0	32	26	81.3	23	14	60.9	16	13	81.3		
MUGWAZENI SECONDARY SCHOOL	7083304	2024	3												49	49	100.0	49	40	81.6	34	25	73.5	15	14	93.3	34	31	91.2	15	7	46.7	15	14	93.3			
	7083304	2023	3												59	58	98.3	59	42	71.2	38	23	60.5	21	11	52.4	38	22	57.9	21	4	19.0	21	5	23.8			
MYAKAYAKA INTERMEDIATE SCHOOL	7084310	2024	3							15	14	93.3	24	19	79.2	31	31	100.0	31	25	80.6				16	9	56.3	24	21	87.5	7	4	57.1	7	2	28.6		
	7084310	2023	3							20	9	45.0	25	14	56.0	31	31	100.0	31	17	54.8				11	10	90.9	25	18	72.0	6	5	83.3	6	6	100.0		

Province Districts	Centre Name	Centre Number	Exam Date	Quintile	Accounting			Agricultural Sciences			Business Studies			Economics			English First Additional Language			Geography			History			Life Sciences			Mathematical Literacy			Mathematics			Physical Sciences		
					Total Wrote	Achieved 30 - 100%	% Achieved at 30% and Above	Total Wrote	Achieved 30 - 100%	% Achieved at 30% and Above	Total Wrote	Achieved 30 - 100%	% Achieved at 30% and Above	Total Wrote	Achieved 30 - 100%	% Achieved at 30% and Above	Total Wrote	Achieved 30 - 100%	% Achieved at 30% and Above	Total Wrote	Achieved 30 - 100%	% Achieved at 30% and Above	Total Wrote	Achieved 30 - 100%	% Achieved at 30% and Above	Total Wrote	Achieved 30 - 100%	% Achieved at 30% and Above	Total Wrote	Achieved 30 - 100%	% Achieved at 30% and Above	Total Wrote	Achieved 30 - 100%	% Achieved at 30% and Above	Total Wrote	Achieved 30 - 100%	% Achieved at 30% and Above
					MOPANI WEST	NAPSADI SENIOR SECONDARY	7084508	2024	1											65	65	100.0	65	50	76.9	49	36	73.5	65	40	61.5	49	36	73.5	16	11	68.8
		7084508	2023	1											48	48	100.0	48	37	77.1	28	24	85.7	48	31	64.6	28	19	67.9	20	11	55.0	20	16	80.0		
	NAPSCOM SECONDARY	7084207	2024	2	18	12	66.7	54	50	92.6	21	16	76.2	21	18	85.7	87	87	100.0	39	36	92.3				66	52	78.8	57	57	100.0	30	24	80.0	30	26	86.7
		7084207	2023	2	29	11	37.9	51	44	86.3	31	19	61.3	31	19	61.3	119	119	100.0	73	63	86.3				88	50	56.8	102	90	88.2	17	16	94.1	17	16	94.1
	NARENG SECONDARY	7084408	2024	3				38	35	92.1							38	38	100.0	28	24	85.7				38	29	76.3	25	22	88.0	13	9	69.2	10	10	100.0
		7084408	2023	3				41	35	85.4	11	11	100.0	11	11	100.0	41	41	100.0	30	23	76.7				30	21	70.0	29	28	96.6	12	11	91.7			
	NELSON RAMODIKE SECONDARY	7084201	2024	2				24	24	100.0							53	53	100.0	29	27	93.1	29	27	93.1	24	24	100.0	29	26	89.7	24	17	70.8	24	23	95.8
		7084201	2023	2				15	15	100.0							52	52	100.0	37	31	83.8	37	33	89.2	15	15	100.0	37	28	75.7	15	10	66.7	15	15	100.0
	NGWANAMAKHUTSWE SECONDARY	7084409	2024	3				47	47	100.0							47	47	100.0	28	28	100.0				47	46	97.9	23	23	100.0	24	24	100.0	19	19	100.0
		7084409	2023	3				9	9	100.0							20	20	100.0	20	20	100.0				20	20	100.0	5	5	100.0	15	12	80.0	11	11	100.0
	PETANENGE SECONDARY	7083107	2024	3													44	44	100.0	44	40	90.9	44	41	93.2				44	43	97.7						
		7083107	2023	3													39	39	100.0	39	36	92.3	39	38	97.4				39	34	87.2						
	PHANGASASA SENIOR SECONDARY	7083202	2024	2							10	10	100.0	37	35	94.6	60	60	100.0	40	39	97.5				50	43	86.0	37	37	100.0	23	21	91.3	23	21	91.3
		7083202	2023	2							14	13	92.9	31	29	93.5	56	56	100.0	56	52	92.9				42	38	90.5	30	27	90.0	26	15	57.7	25	24	96.0
	HEREHLA-MAAKE SECONDARY	7084305	2024	3	16	13	81.3	74	64	86.5	16	16	100.0	120	76	63.3	227	227	100.0	196	169	86.2	108	99	91.7	107	94	87.9	108	86	79.6	119	57	47.9	44	37	84.1
		7084305	2023	3	21	13	61.9	55	49	89.1	21	19	90.5	39	28	71.8	146	146	100.0	110	109	99.1	35	35	100.0	107	93	86.9	35	33	94.3	111	45	40.5	50	44	88.0
	PHUSELA HIGH	7084205	2024	3	15	15	100.0	10	9	90.0	58	58	100.0	29	28	96.6	128	128	100.0	60	58	96.7	64	61	95.3	35	34	97.1	89	87	97.8	39	20	51.3	21	19	90.5
		7084205	2023	3	26	24	92.3	14	14	100.0	54	51	94.4	39	39	100.0	99	99	100.0	32	32	100.0	29	27	93.1	31	31	100.0	56	53	94.6	44	35	79.5	22	22	100.0
	PROFESSOR MUHLAVA SHILUVANA HIGH	7083203	2024	2	11	2	18.2				24	20	83.3	40	26	65.0	78	78	100.0	23	22	95.7	45	32	71.1	26	23	88.5	67	58	86.6	12	9	75.0	10	8	80.0
		7083203	2023	2	10	5	50.0				10	8	80.0	44	19	43.2	69	69	100.0	24	23	95.8	35	27	77.1	25	24	96.0	52	38	73.1	17	16	94.1	13	10	76.9

Province Districts	Centre Name	Centre Number	Exam Date	Quintile	Accounting			Agricultural Sciences			Business Studies			Economics			English First Additional Language			Geography			History			Life Sciences			Mathematical Literacy			Mathematics			Physical Sciences												
					Total Wrote	Achieved 30 - 100%	% Achieved at 30% and Above	Total Wrote	Achieved 30 - 100%	% Achieved at 30% and Above	Total Wrote	Achieved 30 - 100%	% Achieved at 30% and Above	Total Wrote	Achieved 30 - 100%	% Achieved at 30% and Above	Total Wrote	Achieved 30 - 100%	% Achieved at 30% and Above	Total Wrote	Achieved 30 - 100%	% Achieved at 30% and Above	Total Wrote	Achieved 30 - 100%	% Achieved at 30% and Above	Total Wrote	Achieved 30 - 100%	% Achieved at 30% and Above	Total Wrote	Achieved 30 - 100%	% Achieved at 30% and Above	Total Wrote	Achieved 30 - 100%	% Achieved at 30% and Above	Total Wrote	Achieved 30 - 100%	% Achieved at 30% and Above										
MOPANI WEST	PULANE HIGH	7081106	2024	1															53	53	100.0	53	50	94.3	53	52	98.1	53	50	94.3	53	52	98.1														
		7081106	2023	1															70	70	100.0	70	63	90.0	70	70	100.0	70	64	91.4	70	68	97.1														
	RAINBOW COMBINED SCHOOL	7084191	2024	99	8	8	100.0				22	16	72.7	28	25	89.3	46	46	100.0	22	21	95.5				24	23	95.8	21	20	95.2	25	22	88.0	18	16	88.9										
		7084191	2023	99	12	12	100.0				16	15	93.8	18	18	100.0	42	42	100.0	30	30	100.0				26	23	88.5	14	14	100.0	28	26	92.9	24	23	95.8										
	RAKGOLOKWANA SECONDARY	7084509	2024	1	5	5	100.0	13	13	100.0						15	15	100.0	134	134	100.0	116	97	83.6	82	61	74.4	119	90	75.6	97	85	87.6	37	29	78.4	37	32	86.5								
		7084509	2023	1				17	16	94.1						19	15	78.9	103	103	100.0	86	80	93.0	52	49	94.2	84	69	82.1	71	59	83.1	32	23	71.9	32	29	90.6								
	RAMA SECONDARY SCHOOL	7081108	2024	1															31	31	100.0	31	31	100.0	16	16	100.0	31	31	100.0	15	15	100.0	16	14	87.5	15	15	100.0								
		7081108	2023	1															50	50	100.0	50	46	92.0	13	13	100.0	50	41	82.0	12	11	91.7	34	13	38.2	37	30	81.1								
	RAMASETE HIGH	7084510	2024	1				30	25	83.3									40	40	100.0	40	37	92.5				40	33	82.5	30	28	93.3	10	5	50.0	10	7	70.0								
		7084510	2023	1				13	10	76.9									29	29	100.0	29	28	96.6				28	23	82.1	13	12	92.3	15	8	53.3	16	15	93.8								
	RAMATAU SECONDARY	7084410	2024	3	9	9	100.0				9	9	100.0	9	8	88.9	148	148	100.0	139	137	98.6	68	66	97.1	139	130	93.5	82	81	98.8	66	55	83.3	64	49	76.6										
		7084410	2023	3	4	4	100.0				4	4	100.0	4	3	75.0	116	116	100.0	112	110	98.2	39	39	100.0	112	108	96.4	46	46	100.0	70	62	88.6	70	64	91.4										
	RAMOBA HIGH	7084202	2024	2				67	66	98.5									141	141	100.0	111	110	99.1				141	123	87.2	90	87	96.7	51	48	94.1	49	47	95.9								
		7084202	2023	2				66	52	78.8									127	127	100.0	101	88	87.1				128	91	71.1	61	53	86.9	67	42	62.7	46	37	80.4								
	RAMOTSHINYADI SECONDARY	7081105	2024	1				18	16	88.9	12	11	91.7	12	10	83.3	64	64	100.0	52	42	80.8	32	27	84.4	52	33	63.5	48	43	89.6	16	8	50.0	14	12	85.7										
		7081105	2023	1				6	6	100.0	6	6	100.0	6	6	100.0	20	20	100.0	14	14	100.0	10	10	100.0	14	13	92.9	15	13	86.7	5	3	60.0	4	4	100.0										
	SAMSON SOLANI N'WAMITWA SECONDARY	7083307	2024	1							21	21	100.0						47	47	100.0	26	25	96.2							47	44	93.6														
		7083307	2023	1							18	15	83.3						48	48	100.0	30	16	53.3							48	32	66.7														
	SCOTCH MABOKO SECONDARY SCHOOL	7083209	2024	2							23	22	95.7	23	23	100.0	33	33	100.0	10	10	100.0	23	23	100.0	10	8	80.0	23	22	95.7	10	7	70.0	10	6	60.0										
		7083209	2023	2							18	17	94.4	18	12	66.7	33	33	100.0	15	11	73.3	29	28	96.6	15	10	66.7	29	23	79.3	4	2	50.0	4	4	100.0										

Province Districts	Centre Name	Centre Number	Exam Date	Quintile	Accounting			Agricultural Sciences			Business Studies			Economics			English First Additional Language			Geography			History			Life Sciences			Mathematical Literacy			Mathematics			Physical Sciences		
					Total Wrote	Achieved 30 - 100%	% Achieved at 30% and Above	Total Wrote	Achieved 30 - 100%	% Achieved at 30% and Above	Total Wrote	Achieved 30 - 100%	% Achieved at 30% and Above	Total Wrote	Achieved 30 - 100%	% Achieved at 30% and Above	Total Wrote	Achieved 30 - 100%	% Achieved at 30% and Above	Total Wrote	Achieved 30 - 100%	% Achieved at 30% and Above	Total Wrote	Achieved 30 - 100%	% Achieved at 30% and Above	Total Wrote	Achieved 30 - 100%	% Achieved at 30% and Above	Total Wrote	Achieved 30 - 100%	% Achieved at 30% and Above	Total Wrote	Achieved 30 - 100%	% Achieved at 30% and Above	Total Wrote	Achieved 30 - 100%	% Achieved at 30% and Above
					MOPANI WEST	SEAGOTLE SECONDARY	7084411	2024	3	27	22	81.5	45	41	91.1	27	27	100.0	27	26	96.3	203	203	100.0	126	120	95.2	50	47	94.0	126	97	77.0	136	129	94.9	67
		7084411	2023	3	20	14	70.0	39	33	84.6	20	18	90.0	20	20	100.0	137	137	100.0	98	88	89.8	19	19	100.0	98	71	72.4	95	80	84.2	42	29	69.0	42	25	59.5
	SEBOYE SECONDARY	7084203	2024	3				9	9	100.0							40	40	100.0	31	27	87.1	31	30	96.8	9	9	100.0	31	26	83.9	9	7	77.8	9	9	100.0
		7084203	2023	3				13	11	84.6							56	56	100.0	43	30	69.8	43	38	88.4	13	11	84.6	43	33	76.7	13	7	53.8	13	10	76.9
	SEDAN SECONDARY SCHOOL	7083208	2024	2									10	10	100.0	46	46	100.0	36	36	100.0				46	46	100.0	27	23	85.2	19	12	63.2	18	10	55.6	
		7083208	2023	2									8	8	100.0	33	33	100.0	25	25	100.0				33	27	81.8	22	20	90.9	11	5	45.5	9	9	100.0	
	SEKABA SECONDARY	7084204	2024	2													70	70	100.0	70	69	98.6	43	43	100.0	43	42	97.7	43	43	100.0	27	20	74.1	27	17	63.0
		7084204	2023	2													98	98	100.0	98	93	94.9	54	50	92.6	73	66	90.4	54	44	81.5	44	32	72.7	44	38	86.4
	SEK GALABJANA SECONDARY	7084412	2024	1	14	13	92.9	45	40	88.9	14	14	100.0	14	14	100.0	75	75	100.0				16	15	93.8	61	52	85.2	60	60	100.0	15	14	93.3	15	14	93.3
		7084412	2023	1	22	16	72.7	44	33	75.0				22	19	86.4	88	87	98.9	44	28	63.6	22	21	95.5	44	31	70.5	66	61	92.4	22	14	63.6	22	20	90.9
	SEKHUKHUMELE SECONDARY SCHOOL	7081207	2024	3				53	37	69.8							54	54	100.0	54	47	87.0				54	31	57.4	54	47	87.0						
		7081207	2023	3	21	7	33.3	44	34	77.3	21	15	71.4	21	17	81.0	65	64	98.5	44	39	88.6				44	31	70.5	51	40	78.4	14	4	28.6			
	SEMARELA SECONDARY	7082209	2024	1													52	52	100.0	52	44	84.6	36	33	91.7	52	25	48.1	36	32	88.9	16	5	31.3	16	9	56.3
		7082209	2023	1													44	44	100.0	44	33	75.0	28	22	78.6	44	20	45.5	29	25	86.2	15	10	66.7	15	14	93.3
	SENWABAKGOLOLO SECONDARY	7081107	2023	1													13	13	100.0	13	11	84.6	13	13	100.0	13	7	53.8	13	9	69.2						
	SERARE SECONDARY SCHOOL	7084210	2024	3													54	54	100.0	54	43	79.6	37	34	91.9	54	35	64.8	36	33	91.7	18	14	77.8	17	13	76.5
		7084210	2023	3													29	29	100.0	29	25	86.2	11	11	100.0	29	22	75.9	11	11	100.0	18	14	77.8	18	14	77.8
	SERURUBELE SECONDARY	7084101	2024	2							51	33	64.7				57	57	100.0	19	15	78.9				39	17	43.6	46	36	78.3	11	4	36.4	5	2	40.0
		7084101	2023	2	5	5	100.0				27	20	74.1	16	15	93.8	57	57	100.0	22	18	81.8				41	22	53.7	46	37	80.4	11	6	54.5	8	6	75.0

Province Districts	Centre Name	Centre Number	Exam Date	Quintile	Accounting			Agricultural Sciences			Business Studies			Economics			English First Additional Language			Geography			History			Life Sciences			Mathematical Literacy			Mathematics			Physical Sciences		
					Total Wrote	Achieved 30 - 100%	% Achieved at 30% and Above	Total Wrote	Achieved 30 - 100%	% Achieved at 30% and Above	Total Wrote	Achieved 30 - 100%	% Achieved at 30% and Above	Total Wrote	Achieved 30 - 100%	% Achieved at 30% and Above	Total Wrote	Achieved 30 - 100%	% Achieved at 30% and Above	Total Wrote	Achieved 30 - 100%	% Achieved at 30% and Above	Total Wrote	Achieved 30 - 100%	% Achieved at 30% and Above	Total Wrote	Achieved 30 - 100%	% Achieved at 30% and Above	Total Wrote	Achieved 30 - 100%	% Achieved at 30% and Above	Total Wrote	Achieved 30 - 100%	% Achieved at 30% and Above	Total Wrote	Achieved 30 - 100%	% Achieved at 30% and Above
					MOPANI WEST	SEWENGWANA SECONDARY SCHOOL	7083406	2024	1											108	108	100.0	89	81	91.0	46	35	76.1	46	43	93.5	62	51	82.3	46	36	78.3
		7083406	2023	1											85	85	100.0	76	68	89.5	31	27	87.1	32	25	78.1	53	51	96.2	32	17	53.1	32	21	65.6		
	ST GEORGE COLLEGE	7083192	2024	99	15	14	93.3				20	20	100.0	25	25	100.0	80	80	100.0	60	60	100.0				65	64	98.5	19	19	100.0	61	61	100.0	55	55	100.0
		7083192	2023	99	31	31	100.0				37	37	100.0	31	31	100.0	82	82	100.0	45	45	100.0				51	49	96.1	24	24	100.0	58	58	100.0	51	51	100.0
	STANELY MOPAI SECONDARY	7082102	2024	3											57	57	100.0	57	50	87.7	40	36	90.0	19	19	100.0	40	32	80.0	17	13	76.5	17	17	100.0		
		7082102	2023	3											45	45	100.0	45	35	77.8	31	30	96.8	15	12	80.0	32	24	75.0	13	7	53.8	14	12	85.7		
	TIKENI SECONDARY SCHOOL	7083408	2024	1											39	39	100.0	39	38	97.4	28	26	92.9	39	33	84.6	28	27	96.4	11	11	100.0	11	11	100.0		
		7083408	2023	1											43	43	100.0	43	43	100.0	34	34	100.0	43	26	60.5	34	34	100.0	9	9	100.0	9	9	100.0		
	TSANENG COMBINED	7082105	2024	1											37	37	100.0	37	34	91.9	20	19	95.0	20	18	90.0	20	19	95.0	17	11	64.7	17	12	70.6		
		7082105	2023	1											24	24	100.0	24	18	75.0	24	20	83.3	24	14	58.3	24	21	87.5								
	XIBUKULANA SECONDARY SCHOOL	7083405	2024	1											49	49	100.0	49	49	100.0	34	34	100.0	49	39	79.6	34	34	100.0	15	9	60.0	15	10	66.7		
		7083405	2023	1											47	47	100.0	47	41	87.2	37	37	100.0	47	25	53.2	37	35	94.6	10	4	40.0	10	6	60.0		
	ZIVUKO SENIOR SECONDARY	7083104	2024	3	36	27	75.0				51	51	100.0	114	102	89.5	141	141	100.0	105	103	98.1	33	33	100.0	57	55	96.5	111	108	97.3	30	29	96.7	27	26	96.3
		7083104	2023	3	30	28	93.3				45	44	97.8	77	70	90.9	129	129	100.0	99	94	94.9	21	21	100.0	63	63	100.0	73	66	90.4	56	41	73.2	52	36	69.2
SEKHUKHUNE EAST	BAPHADIMA SECONDARY	7094104	2024	1				18	11	61.1						18	18	100.0							18	12	66.7				18	6	33.3	18	6	33.3	
		7094104	2023	1				20	8	40.0				11	3	27.3	20	18	90.0							20	6	30.0				20	2	10.0	9	4	44.4
	BAROKA SECONDARY SCHOOL	7091110	2024	1	6	5	83.3				38	30	78.9	33	17	51.5	58	58	100.0	52	44	84.6				25	20	80.0	39	38	97.4	19	16	84.2	20	17	85.0
		7091110	2023	1	6	6	100.0				24	23	95.8	20	15	75.0	47	47	100.0	41	39	95.1				27	23	85.2	24	24	100.0	23	17	73.9	23	20	87.0
	BATAU SECONDARY	7091305	2024	1	52	46	88.5	23	23	100.0	52	50	96.2	105	76	72.4	128	128	100.0	53	46	86.8	53	47	88.7	23	23	100.0	102	82	80.4	26	22	84.6	23	22	95.7
		7091305	2023	1	35	30	85.7	35	34	97.1	35	35	100.0	58	52	89.7	93	93	100.0	23	23	100.0	23	22	95.7	35	33	94.3	36	27	75.0	57	24	42.1	35	32	91.4

Province Districts	Centre Name	Centre Number	Exam Date	Quintile	Accounting			Agricultural Sciences			Business Studies			Economics			English First Additional Language			Geography			History			Life Sciences			Mathematical Literacy			Mathematics			Physical Sciences		
					Total Wrote	Achieved 30 - 100%	% Achieved at 30% and Above	Total Wrote	Achieved 30 - 100%	% Achieved at 30% and Above	Total Wrote	Achieved 30 - 100%	% Achieved at 30% and Above	Total Wrote	Achieved 30 - 100%	% Achieved at 30% and Above	Total Wrote	Achieved 30 - 100%	% Achieved at 30% and Above	Total Wrote	Achieved 30 - 100%	% Achieved at 30% and Above	Total Wrote	Achieved 30 - 100%	% Achieved at 30% and Above	Total Wrote	Achieved 30 - 100%	% Achieved at 30% and Above	Total Wrote	Achieved 30 - 100%	% Achieved at 30% and Above	Total Wrote	Achieved 30 - 100%	% Achieved at 30% and Above	Total Wrote	Achieved 30 - 100%	% Achieved at 30% and Above
					SEKHUKHUNE EAST	CALVIN COMBINED SCHOOL	7091392	2024	99	40	37	92.5	66	66	100.0	42	42	100.0	42	42	100.0	58	58	100.0	66	66	100.0				66	66	100.0	38	38	100.0	70
		7091392	2023	99	26	25	96.2				26	26	100.0	26	26	100.0	44	44	100.0	45	45	100.0				45	45	100.0	16	16	100.0	54	50	92.6	45	42	93.3
	DIHLABAKELA SECONDARY	7092207	2024	1	28	15	53.6				62	58	93.5	28	26	92.9	115	115	100.0	87	80	92.0				53	48	90.6	62	56	90.3	53	35	66.0	53	48	90.6
		7092207	2023	1	40	25	62.5				91	65	71.4	40	30	75.0	158	157	99.4	118	96	81.4				67	53	79.1	91	61	67.0	67	43	64.2	67	57	85.1
	DIKOTOPE SECONDARY	7091202	2024	1	7	7	100.0				12	12	100.0				21	21	100.0							14	12	85.7	11	11	100.0	10	8	80.0	9	8	88.9
		7091202	2023	1	5	4	80.0				22	14	63.6				39	39	100.0							34	19	55.9	22	14	63.6	17	4	23.5	17	9	52.9
	DINAKANYANE SECONDARY	7093208	2024	1	7	5	71.4	54	48	88.9	7	7	100.0	7	7	100.0	75	75	100.0	55	54	98.2				68	56	82.4	47	47	100.0	28	25	89.3	27	27	100.0
		7093208	2023	1	3	3	100.0				22	21	95.5	3	3	100.0	49	49	100.0	46	45	97.8				46	37	80.4	21	20	95.2	28	21	75.0	27	26	96.3
	DINKWANYANE SECONDARY	7091106	2024	1	6	1	16.7							6	3	50.0	28	28	100.0	22	19	86.4				22	11	50.0	28	22	78.6						
		7091106	2023	1	7	6	85.7							7	6	85.7	28	28	100.0	21	19	90.5				21	16	76.2	23	20	87.0	5	1	20.0			
	DITHOTHWANENG SECONDARY	7093306	2024	1	27	13	48.1	30	29	96.7	27	25	92.6	27	19	70.4	83	83	100.0	30	19	63.3	30	20	66.7	26	24	92.3	49	28	57.1	34	28	82.4	26	23	88.5
		7093306	2023	1	19	9	47.4	62	57	91.9	19	12	63.2	19	6	31.6	123	122	99.2	58	44	75.9	58	51	87.9	46	44	95.7	76	55	72.4	47	38	80.9	46	41	89.1
	FETAKGOMO SENIOR SECONDARY	7093204	2024	1	17	17	100.0	51	49	96.1	15	13	86.7	15	12	80.0	129	129	100.0	60	51	85.0	45	38	84.4	69	66	95.7	53	47	88.7	76	55	72.4	69	55	79.7
		7093204	2023	1	26	19	73.1	62	59	95.2	22	20	90.9	22	16	72.7	151	151	100.0	63	59	93.7	45	41	91.1	84	70	83.3	45	39	86.7	106	48	45.3	84	67	79.8
	FRANK MASHILE SECONDARY	7093105	2024	1	14	6	42.9	83	73	88.0	11	11	100.0	22	14	63.6	97	97	100.0							86	73	84.9	28	23	82.1	69	23	33.3	75	39	52.0
		7093105	2023	1	7	6	85.7	77	53	68.8	11	9	81.8	11	6	54.5	84	83	98.8							73	51	69.9				84	23	27.4	73	28	38.4
	GANGADZA SENIOR SECONDARY	7092505	2024	1				15	11	73.3							15	15	100.0							15	13	86.7				14	5	35.7	15	8	53.3
		7092505	2023	1				17	12	70.6							17	17	100.0							17	12	70.6				16	4	25.0	17	9	52.9
	GOBETSE SECONDARY	7094305	2024	1	15	9	60.0				17	16	94.1	17	17	100.0	98	98	100.0	81	79	97.5	27	24	88.9	54	52	96.3	44	42	95.5	54	53	98.1	44	44	100.0
		7094305	2023	1	19	11	57.9				23	19	82.6	23	16	69.6	128	128	100.0	105	90	85.7	24	20	83.3	81	75	92.6	52	52	100.0	76	59	77.6	46	42	91.3

Province Districts	Centre Name	Centre Number	Exam Date	Quintile	Accounting			Agricultural Sciences			Business Studies			Economics			English First Additional Language			Geography			History			Life Sciences			Mathematical Literacy			Mathematics			Physical Sciences		
					Total Wrote	Achieved 30 - 100%	% Achieved at 30% and Above	Total Wrote	Achieved 30 - 100%	% Achieved at 30% and Above	Total Wrote	Achieved 30 - 100%	% Achieved at 30% and Above	Total Wrote	Achieved 30 - 100%	% Achieved at 30% and Above	Total Wrote	Achieved 30 - 100%	% Achieved at 30% and Above	Total Wrote	Achieved 30 - 100%	% Achieved at 30% and Above	Total Wrote	Achieved 30 - 100%	% Achieved at 30% and Above	Total Wrote	Achieved 30 - 100%	% Achieved at 30% and Above	Total Wrote	Achieved 30 - 100%	% Achieved at 30% and Above	Total Wrote	Achieved 30 - 100%	% Achieved at 30% and Above	Total Wrote	Achieved 30 - 100%	% Achieved at 30% and Above
					SEKHUKHUNE EAST	HANS KOMANE SECONDARY	7093201	2024	1	10	10	100.0						24	21	87.5	37	37	100.0	27	27	100.0				37	31	83.8	20	20	100.0	17	9
		7093201	2023	1	17	14	82.4						36	28	77.8	44	44	100.0	27	24	88.9				44	35	79.5	27	25	92.6	17	4	23.5	8	8	100.0	
	HIGHLANDS HIGH SCHOOL	7091291	2024	99	23	10	43.5				42	33	78.6	31	14	45.2	31	31	100.0	48	43	89.6				40	24	60.0	40	37	92.5	31	12	38.7	24	7	29.2
	JANE FURSE COMPREHENSIVE	7094403	2024	3	14	13	92.9	68	58	85.3	25	22	88.0	15	14	93.3	145	145	100.0	85	80	94.1				130	115	88.5	50	44	88.0	95	63	66.3	79	68	86.1
		7094403	2023	3	15	15	100.0	41	35	85.4	32	26	81.3	10	9	90.0	122	122	100.0	97	92	94.8				112	92	82.1	46	38	82.6	76	49	64.5	50	47	94.0
	KGAHLANONG SECONDARY SCHOOL	7094311	2024	1	13	12	92.3				22	22	100.0	22	22	100.0	99	99	100.0	28	28	100.0				35	28	80.0	22	22	100.0	45	39	86.7	33	31	93.9
		7094311	2023	1	16	15	93.8				14	9	64.3	13	9	69.2	166	166	100.0	48	47	97.9				85	61	71.8	20	19	95.0	100	61	61.0	97	61	62.9
	KGALATLOU SECONDARY	7094202	2024	1												75	75	100.0	65	52	80.0	38	31	81.6	27	23	85.2	38	32	84.2	37	30	81.1	37	20	54.1	
		7094202	2023	1							7	4	57.1	7	4	57.1	64	64	100.0	49	46	93.9	11	11	100.0	38	34	89.5	18	15	83.3	46	33	71.7	46	29	63.0
	KGAOLA SENIOR SECONDARY	7091104	2024	1							13	13	100.0	13	13	100.0	13	13	100.0										13	8	61.5						
		7091104	2023	1							11	10	90.9	11	10	90.9	11	11	100.0												11	0	0.0				
	KGOKODIBENG SECONDARY	7092107	2024	1	12	12	100.0	45	44	97.8	12	12	100.0	12	10	83.3	81	81	100.0	24	23	95.8	24	22	91.7	45	45	100.0	36	33	91.7	45	42	93.3	45	33	73.3
		7092107	2023	1	7	7	100.0	41	32	78.0	7	6	85.7	7	7	100.0	80	80	100.0	32	28	87.5	31	28	90.3	41	40	97.6	38	34	89.5	41	35	85.4	41	34	82.9
	KGOLOKO SENIOR SECONDARY	7094406	2024	1				46	46	100.0						59	59	100.0	31	30	96.8				59	56	94.9	18	18	100.0	41	35	85.4	41	36	87.8	
		7094406	2023	1				52	46	88.5						63	63	100.0	36	35	97.2				63	52	82.5	25	23	92.0	38	29	76.3	38	33	86.8	
	KWELEDI SECONDARY	7091308	2024	2	25	24	96.0				25	25	100.0	25	18	72.0	112	112	100.0	87	86	98.9	36	35	97.2	87	73	83.9	52	51	98.1	60	51	85.0	51	44	86.3
		7091308	2023	2	38	35	92.1				38	37	97.4	38	29	76.3	119	119	100.0	82	79	96.3	23	22	95.7	82	68	82.9	40	34	85.0	80	53	66.3	59	50	84.7
	LAMDZANDVO SECONDARY	7094206	2024	1				17	17	100.0						17	17	100.0	17	17	100.0				17	17	100.0	13	13	100.0	4	3	75.0				
		7094206	2023	1				20	19	95.0						20	19	95.0	20	19	95.0				20	16	80.0	16	14	87.5	4	0	0.0				



Province Districts	Centre Name	Centre Number	Exam Date	Quintile	Accounting			Agricultural Sciences			Business Studies			Economics			English First Additional Language			Geography			History			Life Sciences			Mathematical Literacy			Mathematics			Physical Sciences		
					Total Wrote	Achieved 30 - 100%	% Achieved at 30% and Above	Total Wrote	Achieved 30 - 100%	% Achieved at 30% and Above	Total Wrote	Achieved 30 - 100%	% Achieved at 30% and Above	Total Wrote	Achieved 30 - 100%	% Achieved at 30% and Above	Total Wrote	Achieved 30 - 100%	% Achieved at 30% and Above	Total Wrote	Achieved 30 - 100%	% Achieved at 30% and Above	Total Wrote	Achieved 30 - 100%	% Achieved at 30% and Above	Total Wrote	Achieved 30 - 100%	% Achieved at 30% and Above	Total Wrote	Achieved 30 - 100%	% Achieved at 30% and Above	Total Wrote	Achieved 30 - 100%	% Achieved at 30% and Above	Total Wrote	Achieved 30 - 100%	% Achieved at 30% and Above
					SEKHUKHUNE EAST	LEAGATHOKO SECONDARY	7091409	2024	2	23	16	69.6	112	78	69.6	41	28	68.3	37	19	51.4	154	154	100.0	52	35	67.3				115	66	57.4	85	45	52.9	70
		7091409	2023	2	20	11	55.0	95	55	57.9	45	32	71.1	40	29	72.5	149	148	99.3	49	36	73.5				106	46	43.4	89	53	59.6	62	22	35.5	40	27	67.5
	LEAP SCIENCE & MATHS SCHOOL	7094491	2024	99	26	26	100.0	56	56	100.0							82	82	100.0							82	80	97.6				82	81	98.8	82	71	86.6
		7094491	2023	99	30	30	100.0	52	51	98.1							82	82	100.0							82	80	97.6				82	69	84.1	82	74	90.2
	LEFAKGOMO SECONDARY	7092503	2024	1				34	31	91.2							34	34	100.0	12	12	100.0				34	30	88.2	10	10	100.0	23	21	91.3	22	15	68.2
		7092503	2023	1				57	36	63.2				6	1	16.7	54	54	100.0	9	6	66.7				59	31	52.5	10	5	50.0	38	18	47.4	42	22	52.4
	LEGARE SENIOR SECONDARY	7094203	2024	1				13	13	100.0							30	30	100.0	15	13	86.7	17	17	100.0	15	11	73.3	17	14	82.4	13	9	69.2	13	9	69.2
		7094203	2023	1				32	21	65.6							48	47	97.9	29	17	58.6	31	28	90.3	35	20	57.1	31	16	51.6	17	9	52.9	17	11	64.7
	LEHLABA SECONDARY	7091302	2024	1				90	48	53.3							91	91	100.0	48	43	89.6				91	44	48.4	48	41	85.4	43	10	23.3	43	16	37.2
		7091302	2023	1				135	80	59.3							135	135	100.0	53	27	50.9				135	62	45.9	53	38	71.7	82	30	36.6	82	44	53.7
	LEHLABILE SECONDARY	7091205	2024	1	41	41	100.0	37	37	100.0	27	27	100.0				105	105	100.0	64	60	93.8	27	24	88.9	78	76	97.4	60	58	96.7	45	40	88.9	41	41	100.0
		7091205	2023	1	67	66	98.5				90	73	81.1				157	157	100.0	90	76	84.4	90	82	91.1	67	64	95.5	90	72	80.0	67	57	85.1	67	64	95.5
	LEHUTJWANA SENIOR SECONDARY	7094408	2024	2				53	43	81.1							60	60	100.0	22	21	95.5				60	46	76.7	15	14	93.3	45	17	37.8	45	29	64.4
		7094408	2023	2				44	38	86.4							44	44	100.0	9	8	88.9				44	40	90.9	9	8	88.9	35	25	71.4	35	34	97.1
	LEKENTLE SECONDARY	7093301	2024	1				67	60	89.6							67	67	100.0	25	24	96.0				67	54	80.6	23	17	73.9	44	31	70.5	42	27	64.3
		7093301	2023	1				53	41	77.4							53	53	100.0	28	27	96.4				53	41	77.4	26	23	88.5	27	15	55.6	25	18	72.0
	LENGAMA SENIOR SECONDARY	7094404	2024	2				25	25	100.0							25	25	100.0	16	16	100.0				25	23	92.0	10	10	100.0	15	13	86.7	9	7	77.8
		7094404	2023	2				25	21	84.0							25	25	100.0	12	12	100.0				25	18	72.0	1	1	100.0	24	17	70.8	13	9	69.2
	LEOLO HIGH	7091309	2024	3	41	26	63.4				41	38	92.7	41	32	78.0	165	165	100.0	57	49	86.0				81	66	81.5	30	19	63.3	92	48	52.2	81	45	55.6
		7091309	2023	3	56	32	57.1				56	54	96.4	56	45	80.4	143	143	100.0	50	41	82.0				59	42	71.2	37	27	73.0	78	22	28.2	59	24	40.7

Province Districts	Centre Name	Centre Number	Exam Date	Quintile	Accounting			Agricultural Sciences			Business Studies			Economics			English First Additional Language			Geography			History			Life Sciences			Mathematical Literacy			Mathematics			Physical Sciences		
					Total Wrote	Achieved 30 - 100%	% Achieved at 30% and Above	Total Wrote	Achieved 30 - 100%	% Achieved at 30% and Above	Total Wrote	Achieved 30 - 100%	% Achieved at 30% and Above	Total Wrote	Achieved 30 - 100%	% Achieved at 30% and Above	Total Wrote	Achieved 30 - 100%	% Achieved at 30% and Above	Total Wrote	Achieved 30 - 100%	% Achieved at 30% and Above	Total Wrote	Achieved 30 - 100%	% Achieved at 30% and Above	Total Wrote	Achieved 30 - 100%	% Achieved at 30% and Above	Total Wrote	Achieved 30 - 100%	% Achieved at 30% and Above	Total Wrote	Achieved 30 - 100%	% Achieved at 30% and Above	Total Wrote	Achieved 30 - 100%	% Achieved at 30% and Above
					SEKHUKHUNE EAST	LEPHENYE SECONDARY	7092507	2024	1									11	11	100.0	33	33	100.0	33	31	93.9				33	30	90.9	10	10	100.0	21	18
		7092507	2023	1									27	14	51.9	58	58	100.0	58	40	69.0				57	34	59.6	24	17	70.8	33	20	60.6	29	19	65.5	
	LESAILANE SECONDARY	7092506	2024	1				22	19	86.4						62	62	100.0	40	35	87.5				62	58	93.5	23	23	100.0	39	36	92.3	31	28	90.3	
		7092506	2023	1				19	18	94.7						61	60	98.4	42	33	78.6				61	49	80.3	26	20	76.9	35	26	74.3	26	20	76.9	
	LETAU SENIOR SECONDARY	7091301	2024	1	6	5	83.3				6	5	83.3	6	5	83.3	24	24	100.0	18	18	100.0				18	17	94.4	7	6	85.7	17	9	52.9	18	13	72.2
		7091301	2023	1	11	8	72.7				11	6	54.5	11	7	63.6	33	33	100.0	22	18	81.8				22	17	77.3	15	11	73.3	18	13	72.2	22	15	68.2
	LOBAMBA SECONDARY	7094108	2024	1				12	8	66.7						12	12	100.0							12	8	66.7	10	10	100.0	2	2	100.0	1	1	100.0	
		7094108	2023	1				15	8	53.3						15	15	100.0							15	8	53.3	13	10	76.9	2	1	50.0	2	1	50.0	
	MABOA SECONDARY	7092109	2024	1	14	9	64.3	23	23	100.0	43	42	97.7	14	14	100.0	91	91	100.0	54	47	87.0				77	60	77.9	41	39	95.1	50	37	74.0	48	39	81.3
		7092109	2023	1	22	13	59.1	44	34	77.3	22	22	100.0	22	18	81.8	94	94	100.0	45	39	86.7				72	56	77.8	35	31	88.6	59	25	42.4	55	47	85.5
	MABORAGANE SECONDARY	7092508	2024	1												30	30	100.0	30	29	96.7				30	26	86.7	10	7	70.0	20	15	75.0	18	17	94.4	
		7092508	2023	1												31	31	100.0	31	29	93.5				31	24	77.4	7	6	85.7	24	15	62.5	24	22	91.7	
	MADIKOLOSHE MALEPE SECONDARY	7091401	2024	2												32	32	100.0	32	31	96.9				32	17	53.1	18	16	88.9	14	6	42.9	9	8	88.9	
		7091401	2023	2												31	31	100.0	31	23	74.2				31	16	51.6	22	16	72.7	9	2	22.2	9	3	33.3	
	MADITHAME SENIOR SECONDARY	7093103	2023	1				43	24	55.8						43	41	95.3							43	19	44.2				43	4	9.3	26	7	26.9	
	MAFADI ACADEMY	7092191	2024	99	11	10	90.9				9	8	88.9	9	6	66.7	30	30	100.0	19	15	78.9				21	20	95.2				30	18	60.0	21	12	57.1
		7092191	2023	99	11	3	27.3				7	2	28.6	7	4	57.1	39	39	100.0	28	25	89.3				32	22	68.8				39	14	35.9	32	24	75.0
	MAGATAGABOTSE SECONDARY	7091407	2024	2												24	24	100.0							24	19	79.2				24	11	45.8	24	17	70.8	
		7091407	2023	2												18	18	100.0							18	16	88.9				18	8	44.4	18	15	83.3	

Province Districts	Centre Name	Centre Number	Exam Date	Quintile	Accounting			Agricultural Sciences			Business Studies			Economics			English First Additional Language			Geography			History			Life Sciences			Mathematical Literacy			Mathematics			Physical Sciences		
					Total Wrote	Achieved 30 - 100%	% Achieved at 30% and Above	Total Wrote	Achieved 30 - 100%	% Achieved at 30% and Above	Total Wrote	Achieved 30 - 100%	% Achieved at 30% and Above	Total Wrote	Achieved 30 - 100%	% Achieved at 30% and Above	Total Wrote	Achieved 30 - 100%	% Achieved at 30% and Above	Total Wrote	Achieved 30 - 100%	% Achieved at 30% and Above	Total Wrote	Achieved 30 - 100%	% Achieved at 30% and Above	Total Wrote	Achieved 30 - 100%	% Achieved at 30% and Above	Total Wrote	Achieved 30 - 100%	% Achieved at 30% and Above	Total Wrote	Achieved 30 - 100%	% Achieved at 30% and Above	Total Wrote	Achieved 30 - 100%	% Achieved at 30% and Above
					SEKHUKHUNE EAST	MAGOBANYE SECONDARY	7092310	2024	1	3	3	100.0	42	41	97.6	8	8	100.0	10	9	90.0	64	64	100.0	56	51	91.1				54	37	68.5	38	35	92.1	26
		7092310	2023	1	4	3	75.0	23	20	87.0	4	3	75.0	4	3	75.0	44	44	100.0	40	28	70.0				40	27	67.5	25	19	76.0	19	11	57.9	17	15	88.2
	MAKATANE SECONDARY	7094205	2024	1				36	35	97.2							69	69	100.0	33	24	72.7	33	25	75.8	36	35	97.2	33	28	84.8	36	24	66.7	27	27	100.0
		7094205	2023	1				26	24	92.3							62	61	98.4	36	24	66.7	35	26	74.3	27	23	85.2	35	23	65.7	27	17	63.0	21	21	100.0
	MAKELEPENG SECONDARY	7093307	2024	1				27	27	100.0							27	27	100.0	15	15	100.0				27	27	100.0	11	8	72.7	16	11	68.8	12	12	100.0
		7093307	2023	1				49	28	57.1							49	48	98.0	39	22	56.4				49	31	63.3	30	14	46.7	19	2	10.5	10	9	90.0
	MAKGAMATHU HIGH	7092102	2024	1							4	4	100.0	4	4	100.0	63	63	100.0	59	40	67.8				59	40	67.8	49	42	85.7	14	11	78.6	8	8	100.0
		7092102	2023	1							1	1	100.0	1	1	100.0	36	36	100.0	35	34	97.1				35	29	82.9	24	23	95.8	12	10	83.3	10	9	90.0
	MAKGWALE SECONDARY	7094306	2024	1				16	16	100.0							44	44	100.0	44	44	100.0				44	43	97.7	16	16	100.0	28	18	64.3	28	18	64.3
		7094306	2023	1				17	15	88.2							44	44	100.0	45	45	100.0				45	42	93.3	13	11	84.6	32	25	78.1	28	28	100.0
	MAKHWESE SECONDARY	7091410	2024	2													104	104	100.0	104	80	76.9				104	48	46.2	74	63	85.1	30	14	46.7	21	14	66.7
		7091410	2023	2													91	90	98.9	91	68	74.7				91	51	56.0	54	45	83.3	37	17	45.9	23	19	82.6
	MAKOPI SENIOR SECONDARY	7092101	2024	1	26	26	100.0	33	32	97.0	17	16	94.1	17	17	100.0	89	89	100.0	30	29	96.7				72	66	91.7	44	41	93.2	45	39	86.7	34	33	97.1
		7092101	2023	1	22	20	90.9	26	25	96.2	19	18	94.7	19	17	89.5	98	98	100.0	51	37	72.5				80	56	70.0	52	44	84.6	47	36	76.6	38	38	100.0
	MAKOPOLE I SENIOR SECONDARY	7093102	2024	1				35	26	74.3							46	45	97.8							38	22	57.9	13	8	61.5	33	8	24.2	22	4	18.2
		7093102	2023	1				47	35	74.5							57	56	98.2							48	32	66.7	13	7	53.8	44	17	38.6	25	10	40.0
	MAKOPOLE II SENIOR SECONDARY	7094309	2024	1	15	12	80.0	65	55	84.6	11	11	100.0	11	11	100.0	89	89	100.0	42	40	95.2				78	68	87.2	43	42	97.7	46	22	47.8	45	38	84.4
		7094309	2023	1	14	13	92.9	24	24	100.0	6	6	100.0	6	4	66.7	44	44	100.0	12	12	100.0				38	34	89.5	10	10	100.0	34	24	70.6	31	29	93.5
	MAKUANE SENIOR SECONDARY	7092311	2024	1										13	13	100.0	18	18	100.0	18	18	100.0				18	18	100.0	9	9	100.0	9	5	55.6	5	5	100.0
		7092311	2023	1				10	7	70.0				34	27	79.4	51	50	98.0	41	34	82.9				51	38	74.5	25	18	72.0	26	19	73.1	17	16	94.1

Province Districts	Centre Name	Centre Number	Exam Date	Quintile	Accounting			Agricultural Sciences			Business Studies			Economics			English First Additional Language			Geography			History			Life Sciences			Mathematical Literacy			Mathematics			Physical Sciences		
					Total Wrote	Achieved 30 - 100%	% Achieved at 30% and Above	Total Wrote	Achieved 30 - 100%	% Achieved at 30% and Above	Total Wrote	Achieved 30 - 100%	% Achieved at 30% and Above	Total Wrote	Achieved 30 - 100%	% Achieved at 30% and Above	Total Wrote	Achieved 30 - 100%	% Achieved at 30% and Above	Total Wrote	Achieved 30 - 100%	% Achieved at 30% and Above	Total Wrote	Achieved 30 - 100%	% Achieved at 30% and Above	Total Wrote	Achieved 30 - 100%	% Achieved at 30% and Above	Total Wrote	Achieved 30 - 100%	% Achieved at 30% and Above	Total Wrote	Achieved 30 - 100%	% Achieved at 30% and Above	Total Wrote	Achieved 30 - 100%	% Achieved at 30% and Above
					SEKHUKHUNE EAST	MALENGINE SECONDARY	7092502	2024	2				6	6	100.0							14	14	100.0	14	14	100.0				14	14	100.0	6	6	100.0	8
		7092502	2023	2				35	29	82.9							40	40	100.0	40	32	80.0				40	28	70.0	34	30	88.2	6	4	66.7	5	5	100.0
	MAMOGESE SECONDARY	7092105	2024	1				11	9	81.8	6	5	83.3	6	6	100.0	23	23	100.0	6	6	100.0				17	13	76.5	11	8	72.7	12	5	41.7	8	7	87.5
		7092105	2023	1	5	1	20.0	15	7	46.7	8	4	50.0	8	4	50.0	31	31	100.0	8	7	87.5				23	11	47.8	18	11	61.1	13	4	30.8	11	6	54.5
	MAMLOBELA SECONDARY SCHOOL	7091405	2024	2				41	28	68.3							41	41	100.0							41	26	63.4				41	23	56.1	34	21	61.8
		7091405	2023	2	2	0	0.0	36	21	58.3	2	0	0.0	2	0	0.0	38	38	100.0							36	25	69.4	2	2	100.0	36	18	50.0	36	20	55.6
	MANAWE SENIOR SECONDARY	7092301	2024	1				15	11	73.3							15	15	100.0	15	11	73.3							15	11	73.3						
		7092301	2023	1				8	2	25.0							8	8	100.0	8	2	25.0							8	6	75.0						
	MANOKE SENIOR SECONDARY	7091204	2024	1	13	10	76.9				49	22	44.9	14	8	57.1	89	89	100.0	57	50	87.7	35	32	91.4	25	21	84.0	51	40	78.4	22	21	95.5	19	15	78.9
		7091204	2023	1	14	6	42.9				60	8	13.3	14	9	64.3	88	88	100.0	74	44	59.5	53	34	64.2	28	27	96.4	62	39	62.9	26	24	92.3	21	18	85.7
	MAOKENG SENIOR SECONDARY	7091101	2024	1	14	14	100.0	23	22	95.7	14	14	100.0	14	14	100.0	37	37	100.0	8	7	87.5				23	21	91.3	20	19	95.0	17	16	94.1	15	15	100.0
		7091101	2023	1	18	18	100.0	26	26	100.0	18	18	100.0	24	22	91.7	46	46	100.0	5	5	100.0				28	24	85.7	23	21	91.3	23	18	78.3	19	17	89.5
	MAPE SECONDARY	7092307	2024	1										9	6	66.7	23	23	100.0	23	22	95.7				23	21	91.3	5	3	60.0	18	12	66.7	14	12	85.7
		7092307	2023	1										12	9	75.0	25	25	100.0	25	19	76.0				25	20	80.0	9	6	66.7	16	9	56.3	13	12	92.3
	MAPUTLE SENIOR SECONDARY	7092202	2024	1	8	8	100.0				24	23	95.8	23	23	100.0	111	111	100.0	88	86	97.7				88	86	97.7	60	59	98.3	51	44	86.3	43	34	79.1
		7092202	2023	1	10	6	60.0				25	24	96.0	25	24	96.0	131	131	100.0	106	97	91.5				106	100	94.3	78	76	97.4	53	42	79.2	43	35	81.4
	MAREMISHA HIGH	7091107	2024	1				7	7	100.0	4	1	25.0	4	3	75.0	20	20	100.0	13	12	92.3	6	6	100.0	16	14	87.5	10	10	100.0	10	7	70.0	10	10	100.0
		7091107	2023	1	9	3	33.3	14	11	78.6	9	3	33.3	12	5	41.7	37	37	100.0	15	10	66.7	15	12	80.0	26	13	50.0	22	16	72.7	16	8	50.0	14	8	57.1
	MAROLE SECONDARY	7092205	2024	1							8	8	100.0	8	7	87.5	19	19	100.0	19	18	94.7				11	10	90.9	8	6	75.0	11	6	54.5	11	9	81.8
		7092205	2023	1	18	7	38.9				18	15	83.3	18	12	66.7	32	32	100.0	14	14	100.0				14	14	100.0				32	16	50.0	14	14	100.0

Province Districts	Centre Name	Centre Number	Exam Date	Quintile	Accounting			Agricultural Sciences			Business Studies			Economics			English First Additional Language			Geography			History			Life Sciences			Mathematical Literacy			Mathematics			Physical Sciences		
					Total Wrote	Achieved 30 - 100%	% Achieved at 30% and Above	Total Wrote	Achieved 30 - 100%	% Achieved at 30% and Above	Total Wrote	Achieved 30 - 100%	% Achieved at 30% and Above	Total Wrote	Achieved 30 - 100%	% Achieved at 30% and Above	Total Wrote	Achieved 30 - 100%	% Achieved at 30% and Above	Total Wrote	Achieved 30 - 100%	% Achieved at 30% and Above	Total Wrote	Achieved 30 - 100%	% Achieved at 30% and Above	Total Wrote	Achieved 30 - 100%	% Achieved at 30% and Above	Total Wrote	Achieved 30 - 100%	% Achieved at 30% and Above	Total Wrote	Achieved 30 - 100%	% Achieved at 30% and Above	Total Wrote	Achieved 30 - 100%	% Achieved at 30% and Above
					SEKHUKHUNE EAST	MASHEGO SECONDARY	7094307	2024	1				42	41	97.6					42	42	100.0	20	20	100.0				42	39	92.9				42	22	52.4
		7094307	2023	1				47	33	70.2					47	47	100.0	30	25	83.3				47	26	55.3				47	13	27.7	17	13	76.5		
	MASHUPJE SENIOR SECONDARY	7094310	2024	1				11	7	63.6					27	27	100.0	18	14	77.8				18	7	38.9	8	6	75.0	10	5	50.0	7	4	57.1		
		7094310	2023	1				14	8	57.1					49	49	100.0	26	19	73.1				26	11	42.3	9	5	55.6	17	3	17.6	12	8	66.7		
	MATHAFENG SECONDARY	7091208	2024	1				30	29	96.7					40	40	100.0	40	40	100.0				40	40	100.0	28	27	96.4	12	8	66.7	10	10	100.0		
		7091208	2023	1				24	21	87.5					37	37	100.0	37	36	97.3				37	30	81.1	18	13	72.2	19	6	31.6	13	12	92.3		
	MATSEBONG SECONDARY	7094407	2024	2				30	30	100.0					46	46	100.0	23	23	100.0				29	28	96.6	22	22	100.0	24	19	79.2	23	17	73.9		
		7094407	2023	2				39	33	84.6					68	65	95.6	39	32	82.1				42	38	90.5	37	24	64.9	31	16	51.6	31	19	61.3		
	MATSHAILE SENIOR SECONDARY	7091103	2024	1	6	6	100.0				10	9	90.0	9	7	77.8	32	32	100.0	22	20	90.9	19	19	100.0	13	11	84.6	26	25	96.2	6	3	50.0	4	4	100.0
		7091103	2023	1	6	6	100.0				14	10	71.4	15	14	93.3	38	38	100.0	24	23	95.8	23	22	95.7	18	18	100.0	33	27	81.8	5	4	80.0			
	MMIDITSI REPEAT PART-TIME	7091332	2024	99							13	3	23.1	13	1	7.7	9	9	100.0						5	0	0.0	13	4	30.8	5	1	20.0	5	1	20.0	
	MMIDITSI SENIOR SECONDARY	7091306	2024	1	11	11	100.0	21	21	100.0	11	11	100.0	11	10	90.9	60	60	100.0	29	25	86.2	29	26	89.7	50	47	94.0	37	33	89.2	24	20	83.3	21	18	85.7
		7091306	2023	1	8	5	62.5	71	54	76.1	8	8	100.0	8	8	100.0	138	138	100.0	66	55	83.3	58	54	93.1	129	90	69.8	71	58	81.7	64	40	62.5	60	43	71.7
	MMUTLANE SECONDARY	7092306	2024	1	3	3	100.0								83	83	100.0	47	42	89.4				50	43	86.0	23	23	100.0	36	25	69.4	26	24	92.3		
		7092306	2023	1				50	47	94.0					63	63	100.0	30	26	86.7				50	47	94.0	13	13	100.0	42	21	50.0	25	21	84.0		
	MODIEDIE SECONDARY	7092405	2024	1							16	13	81.3				16	16	100.0						16	13	81.3				16	6	37.5	16	13	81.3	
		7092405	2023	1							17	16	94.1				17	17	100.0						17	12	70.6				17	5	29.4	17	11	64.7	
	MODIPA SECONDARY	7093101	2024	1				32	28	87.5				11	10	90.9	32	32	100.0						32	29	90.6	9	8	88.9	23	19	82.6	21	13	61.9	
		7093101	2023	1				29	25	86.2				11	9	81.8	30	30	100.0						30	23	76.7	10	8	80.0	20	11	55.0	19	8	42.1	

Province Districts	Centre Name	Centre Number	Exam Date	Quintile	Accounting			Agricultural Sciences			Business Studies			Economics			English First Additional Language			Geography			History			Life Sciences			Mathematical Literacy			Mathematics			Physical Sciences		
					Total Wrote	Achieved 30 - 100%	% Achieved at 30% and Above	Total Wrote	Achieved 30 - 100%	% Achieved at 30% and Above	Total Wrote	Achieved 30 - 100%	% Achieved at 30% and Above	Total Wrote	Achieved 30 - 100%	% Achieved at 30% and Above	Total Wrote	Achieved 30 - 100%	% Achieved at 30% and Above	Total Wrote	Achieved 30 - 100%	% Achieved at 30% and Above	Total Wrote	Achieved 30 - 100%	% Achieved at 30% and Above	Total Wrote	Achieved 30 - 100%	% Achieved at 30% and Above	Total Wrote	Achieved 30 - 100%	% Achieved at 30% and Above	Total Wrote	Achieved 30 - 100%	% Achieved at 30% and Above	Total Wrote	Achieved 30 - 100%	% Achieved at 30% and Above
					SEKHUKHUNE EAST	MOEPADIRA SECONDARY	7093302	2024	1				51	43	84.3							51	51	100.0	15	15	100.0				51	42	82.4	15	11	73.3	36
		7093302	2023	1				54	40	74.1							54	54	100.0	14	11	78.6				52	39	75.0	14	11	78.6	40	18	45.0	40	27	67.5
	MOGALE WA BAGALE	7091209	2024	4													127	127	100.0							28	24	85.7				39	31	79.5	39	29	74.4
		7091209	2023	4													94	94	100.0							23	23	100.0				42	34	81.0	42	37	88.1
	MOGOHLWANE SEC SCHOOL	7091112	2024	1													6	6	100.0	6	6	100.0				6	6	100.0	5	4	80.0	1	0	0.0			
		7091112	2023	1													14	14	100.0	14	12	85.7				14	9	64.3				14	0	0.0			
	MOGOLAHLOGO SECONDARY	7092303	2024	1													22	22	100.0	22	22	100.0	11	11	100.0	11	11	100.0	11	11	100.0	11	10	90.9	11	9	81.8
		7092303	2023	1													29	29	100.0	29	23	79.3	21	19	90.5	8	7	87.5	21	15	71.4	8	5	62.5	8	6	75.0
	MOGOLO SECONDARY	7091303	2024	1	13	10	76.9	43	31	72.1	27	24	88.9	27	17	63.0	115	115	100.0	87	78	89.7				46	22	47.8	71	58	81.7	40	17	42.5	40	17	42.5
		7091303	2023	1	24	16	66.7	66	41	62.1	24	21	87.5	24	18	75.0	139	137	98.6	105	81	77.1				39	25	64.1	96	69	71.9	34	18	52.9	34	24	70.6
	MOHLAKENG SECONDARY SCHOOL	7091111	2024	1				11	10	90.9							11	11	100.0	11	11	100.0				11	10	90.9	11	11	100.0						
		7091111	2023	1				16	15	93.8							16	16	100.0	16	15	93.8				16	15	93.8	16	15	93.8						
	MOHLALA-MORUDI SECONDARY	7092206	2024	1	7	7	100.0	13	13	100.0	7	7	100.0	7	7	100.0	20	20	100.0	4	4	100.0				13	13	100.0	11	11	100.0	9	8	88.9	9	6	66.7
		7092206	2023	1	6	6	100.0	40	23	57.5	6	6	100.0	6	5	83.3	46	46	100.0	19	12	63.2				40	24	60.0	24	14	58.3	22	16	72.7	21	13	61.9
	MOHLALETSE SECONDARY	7093205	2024	1				45	38	84.4							45	45	100.0	23	17	73.9				45	38	84.4	19	17	89.5	26	9	34.6	22	12	54.5
		7093205	2023	1				50	35	70.0							50	49	98.0	30	19	63.3				50	31	62.0	23	21	91.3	27	13	48.1	20	16	80.0
	MOHLARUTSE SECONDARY	7091304	2024	1	8	2	25.0	37	10	27.0	8	2	25.0	8	1	12.5	136	135	99.3	128	78	60.9	35	23	65.7	128	55	43.0	73	39	53.4	63	11	17.5	55	14	25.5
		7091304	2023	1	10	5	50.0	30	8	26.7	10	8	80.0	10	4	40.0	90	87	96.7	81	53	65.4	15	11	73.3	81	46	56.8	45	31	68.9	46	11	23.9	36	18	50.0
	MOHLATSENGWANE SECONDARY	7091105	2024	1	7	6	85.7				20	19	95.0	20	19	95.0	20	20	100.0										18	18	100.0	2	2	100.0			
		7091105	2023	1	16	13	81.3				16	15	93.8	16	13	81.3	16	16	100.0										10	10	100.0	6	4	66.7			

Province Districts	Centre Name	Centre Number	Exam Date	Quintile	Accounting			Agricultural Sciences			Business Studies			Economics			English First Additional Language			Geography			History			Life Sciences			Mathematical Literacy			Mathematics			Physical Sciences		
					Total Wrote	Achieved 30 - 100%	% Achieved at 30% and Above	Total Wrote	Achieved 30 - 100%	% Achieved at 30% and Above	Total Wrote	Achieved 30 - 100%	% Achieved at 30% and Above	Total Wrote	Achieved 30 - 100%	% Achieved at 30% and Above	Total Wrote	Achieved 30 - 100%	% Achieved at 30% and Above	Total Wrote	Achieved 30 - 100%	% Achieved at 30% and Above	Total Wrote	Achieved 30 - 100%	% Achieved at 30% and Above	Total Wrote	Achieved 30 - 100%	% Achieved at 30% and Above	Total Wrote	Achieved 30 - 100%	% Achieved at 30% and Above	Total Wrote	Achieved 30 - 100%	% Achieved at 30% and Above			
					SEKHUKHUNE EAST	MOHLOTLWANE SECONDARY	7093108	2024	1	22	10	45.5				22	18	81.8	22	20	90.9	22	22	100.0									22	17	77.3		
		7093108	2023	1	15	5	33.3				15	7	46.7	15	8	53.3	15	15	100.0									15	12	80.0							
	MOHWADUBA SENIOR SECONDARY	7093304	2024	1				33	25	75.8							33	33	100.0	12	5	41.7				33	21	63.6	12	7	58.3	21	12	57.1	21	17	81.0
		7093304	2023	1				41	27	65.9							41	41	100.0	17	10	58.8				41	28	68.3	17	14	82.4	24	10	41.7	24	14	58.3
	MOILA SECONDARY	7092309	2023	1										16	12	75.0	16	16	100.0	16	12	75.0				16	3	18.8	16	15	93.8						
	MOKHINE SECONDARY	7093209	2024	1				67	61	91.0							67	67	100.0	27	25	92.6				67	60	89.6	27	24	88.9	40	15	37.5	40	22	55.0
		7093209	2023	1				124	58	46.8	8	3	37.5	6	1	16.7	124	122	98.4	62	36	58.1				116	55	47.4	63	31	49.2	62	12	19.4	57	16	28.1
	MOKWADIBE SECONDARY	7092103	2024	1							6	6	100.0	6	6	100.0	28	28	100.0							22	21	95.5	6	6	100.0	22	15	68.2	22	18	81.8
		7092103	2023	1	13	3	23.1				18	9	50.0	18	7	38.9	45	45	100.0							27	21	77.8	18	12	66.7	27	13	48.1	27	19	70.4
	MOLEPANE SECONDARY	7094401	2024	1	18	17	94.4				19	19	100.0	43	42	97.7	56	56	100.0	38	37	97.4				37	28	75.7	42	42	100.0	14	14	100.0	13	13	100.0
		7094401	2023	1	13	13	100.0				11	11	100.0	29	28	96.6	41	41	100.0	28	28	100.0				30	27	90.0	28	27	96.4	13	11	84.6	12	12	100.0
	MOLESHATLOU SECONDARY	7094106	2024	1				52	50	96.2							53	53	100.0	28	28	100.0				34	32	94.1	22	22	100.0	31	24	77.4	26	22	84.6
		7094106	2023	1				55	35	63.6							56	54	96.4	27	18	66.7				34	27	79.4	25	18	72.0	31	20	64.5	26	22	84.6
	MONAMOEDI SECONDARY SCHOOL	7094102	2024	1				99	99	100.0							115	115	100.0	16	16	100.0				115	114	99.1	42	40	95.2	73	65	89.0	47	47	100.0
		7094102	2023	1				151	139	92.1							151	151	100.0							151	132	87.4				151	80	53.0	74	68	91.9
	MOROKALEBOLE SECONDARY	7093106	2024	1				27	10	37.0							19	6	31.6	27	24	88.9				27	11	40.7	13	2	15.4	14	6	42.9	8	4	50.0
		7093106	2023	1				36	21	58.3							26	13	50.0	36	35	97.2				36	19	52.8	15	5	33.3	21	0	0.0	10	3	30.0
	MORWASWI SECONDARY	7092407	2024	2				21	17	81.0							21	21	100.0	13	12	92.3				21	19	90.5	13	12	92.3	8	5	62.5	8	4	50.0
		7092407	2023	2				30	17	56.7							30	30	100.0	21	17	81.0				30	19	63.3	21	18	85.7	9	4	44.4	9	6	66.7



Province Districts	Centre Name	Centre Number	Exam Date	Quintile	Accounting			Agricultural Sciences			Business Studies			Economics			English First Additional Language			Geography			History			Life Sciences			Mathematical Literacy			Mathematics			Physical Sciences		
					Total Wrote	Achieved 30 - 100%	% Achieved at 30% and Above	Total Wrote	Achieved 30 - 100%	% Achieved at 30% and Above	Total Wrote	Achieved 30 - 100%	% Achieved at 30% and Above	Total Wrote	Achieved 30 - 100%	% Achieved at 30% and Above	Total Wrote	Achieved 30 - 100%	% Achieved at 30% and Above	Total Wrote	Achieved 30 - 100%	% Achieved at 30% and Above	Total Wrote	Achieved 30 - 100%	% Achieved at 30% and Above	Total Wrote	Achieved 30 - 100%	% Achieved at 30% and Above	Total Wrote	Achieved 30 - 100%	% Achieved at 30% and Above	Total Wrote	Achieved 30 - 100%	% Achieved at 30% and Above	Total Wrote	Achieved 30 - 100%	% Achieved at 30% and Above
					SEKHUKHUNE EAST	MOSEDI SECONDARY	7092204	2024	1	5	5	100.0	14	12	85.7				6	6	100.0	20	20	100.0	14	14	100.0				15	14	93.3	11	11	100.0	9
		7092204	2023	1	4	2	50.0	29	23	79.3				4	2	50.0	33	33	100.0	22	15	68.2				29	24	82.8	13	8	61.5	20	6	30.0	11	6	54.5
	MOSEGO SECONDARY	7092509	2024	1	9	2	22.2						18	16	88.9	35	35	100.0	35	32	91.4				25	21	84.0				32	13	40.6	17	15	88.2	
		7092509	2023	1	17	10	58.8						40	23	57.5	64	63	98.4	64	41	64.1				47	37	78.7				54	12	22.2	23	21	91.3	
	MOSEKI SECONDARY	7092510	2024	1	19	17	89.5						53	25	47.2	53	53	100.0							53	47	88.7	13	13	100.0	40	16	40.0	34	27	79.4	
		7092510	2023	1	20	12	60.0						51	32	62.7	51	51	100.0							51	33	64.7	3	3	100.0	48	9	18.8	31	12	38.7	
	MOTLOULELA SENIOR SECONDARY	7092305	2024	1												37	37	100.0	38	28	73.7				38	26	68.4	25	19	76.0	13	9	69.2	11	10	90.9	
		7092305	2023	1												34	34	100.0	34	19	55.9				34	20	58.8	19	10	52.6	15	3	20.0	15	12	80.0	
	MOUKANGOE HIGH	7091203	2024	1							17	16	94.1	17	17	100.0	41	41	100.0	24	24	100.0				24	23	95.8	22	21	95.5	19	14	73.7	17	17	100.0
		7091203	2023	1							50	28	56.0	50	19	38.0	122	122	100.0	72	44	61.1				72	35	48.6	68	34	50.0	53	17	32.1	43	29	67.4
	MOUKANGOE REPEAT PART-TIME	7091231	2023	99	14	3	21.4				24	19	79.2	16	9	56.3	14	14	100.0	21	21	100.0				20	13	65.0	23	22	95.7	14	9	64.3	9	8	88.9
	MPHELA A MARUMO SECONDARY SCHOOL	7093104	2024	1	15	11	73.3	123	106	86.2	8	6	75.0	82	67	81.7	153	153	100.0							145	124	85.5	34	28	82.4	119	73	61.3	71	68	95.8
		7093104	2023	1	12	11	91.7	111	95	85.6	4	4	100.0	24	18	75.0	123	123	100.0							119	96	80.7	14	10	71.4	109	77	70.6	99	80	80.8
	MPHELE SECONDARY	7093303	2024	1	7	7	100.0	31	22	71.0	12	11	91.7	18	18	100.0	43	43	100.0							25	15	60.0	26	24	92.3	17	12	70.6	11	9	81.8
		7093303	2023	1	15	15	100.0	48	39	81.3	17	14	82.4	20	18	90.0	65	62	95.4							44	36	81.8	33	30	90.9	32	17	53.1	20	19	95.0
	MPILO SENIOR SECONDARY	7094101	2024	1	22	20	90.9	57	47	82.5						79	79	100.0	57	53	93.0				79	61	77.2	52	46	88.5	27	24	88.9	22	22	100.0	
		7094101	2023	1	29	28	96.6	44	41	93.2						72	72	100.0	43	42	97.7				72	64	88.9	37	34	91.9	35	32	91.4	28	27	96.4	
	NAKGWADI SECONDARY	7092203	2024	1	3	3	100.0				11	11	100.0	11	11	100.0	54	54	100.0	42	41	97.6				43	38	88.4	27	27	100.0	27	25	92.6	27	25	92.6
		7092203	2023	1	15	12	80.0				39	33	84.6	39	31	79.5	143	143	100.0	104	83	79.8				104	58	55.8	71	42	59.2	71	36	50.7	71	43	60.6

Province Districts	Centre Name	Centre Number	Exam Date	Quintile	Accounting			Agricultural Sciences			Business Studies			Economics			English First Additional Language			Geography			History			Life Sciences			Mathematical Literacy			Mathematics			Physical Sciences		
					Total Wrote	Achieved 30 - 100%	% Achieved at 30% and Above	Total Wrote	Achieved 30 - 100%	% Achieved at 30% and Above	Total Wrote	Achieved 30 - 100%	% Achieved at 30% and Above	Total Wrote	Achieved 30 - 100%	% Achieved at 30% and Above	Total Wrote	Achieved 30 - 100%	% Achieved at 30% and Above	Total Wrote	Achieved 30 - 100%	% Achieved at 30% and Above	Total Wrote	Achieved 30 - 100%	% Achieved at 30% and Above	Total Wrote	Achieved 30 - 100%	% Achieved at 30% and Above	Total Wrote	Achieved 30 - 100%	% Achieved at 30% and Above	Total Wrote	Achieved 30 - 100%	% Achieved at 30% and Above			
					SEKHUKHUNE EAST	NGWAABE COMPREHENSIVE SECONDARY	7094303	2024	1				23	19	82.6	4	2	50.0				46	46	100.0							23	23	100.0	4	3	75.0	23
		7094303	2023	1				26	13	50.0	4	2	50.0				45	45	100.0							26	12	46.2	4	3	75.0	26	3	11.5	26	11	42.3
	NGWANAMALA SECONDARY	7093107	2024	1	20	16	80.0				24	20	83.3	17	10	58.8	70	70	100.0	53	48	90.6				53	48	90.6	26	26	100.0	44	40	90.9	43	34	79.1
		7093107	2023	1	20	10	50.0				22	15	68.2	23	16	69.6	74	73	98.6	57	48	84.2				57	47	82.5	36	31	86.1	38	20	52.6	43	24	55.8
	NGWANAMATLANG SECONDARY	7094402	2024	1	14	14	100.0	136	134	98.5							167	167	100.0	108	108	100.0				167	143	85.6	71	68	95.8	96	60	62.5	76	54	71.1
		7094402	2023	1				139	128	92.1							151	151	100.0	86	80	93.0				151	123	81.5	33	27	81.8	118	54	45.8	76	68	89.5
	NGWANANGWATO SECONDARY	7094302	2024	1	5	5	100.0				7	7	100.0	7	7	100.0	39	39	100.0	32	31	96.9				32	28	87.5	17	16	94.1	22	18	81.8	22	22	100.0
		7094302	2023	1													56	56	100.0	56	50	89.3				56	45	80.4				56	23	41.1	41	34	82.9
	NKGOMELENG SENIOR SECONDARY	7092106	2024	1							7	7	100.0				21	21	100.0							21	17	81.0	8	6	75.0	13	6	46.2	14	10	71.4
		7092106	2023	1							5	4	80.0				16	16	100.0							16	12	75.0	8	7	87.5	8	6	75.0	11	2	18.2
	NKOTA SECONDARY	7091403	2024	1				21	21	100.0							21	21	100.0	9	9	100.0				21	16	76.2	9	9	100.0	12	8	66.7	12	10	83.3
		7091403	2023	1				19	19	100.0							19	19	100.0	9	9	100.0				19	18	94.7	9	8	88.9	10	3	30.0	10	7	70.0
	NKOTWANE SECONDARY	7094304	2024	1				33	23	69.7	5	4	80.0	5	4	80.0	38	38	100.0	18	17	94.4				17	17	100.0	16	14	87.5	22	11	50.0	15	13	86.7
		7094304	2023	1	9	3	33.3	58	26	44.8	9	4	44.4	9	6	66.7	67	66	98.5	16	7	43.8				44	27	61.4	18	7	38.9	49	9	18.4	42	20	47.6
	NTABANE SECONDARY	7091102	2024	1	5	3	60.0				5	5	100.0	5	3	60.0	21	21	100.0	16	11	68.8	13	8	61.5	16	7	43.8	18	14	77.8	3	1	33.3	3	1	33.3
		7091102	2023	1	8	7	87.5				8	8	100.0	8	5	62.5	28	28	100.0	20	16	80.0	20	17	85.0	20	11	55.0	25	19	76.0	3	3	100.0			
	NTIBANENG SECONDARY	7091406	2023	1				8	5	62.5							8	8	100.0							8	5	62.5				8	1	12.5			
	NTLHATLOLE COLLEGE	7091393	2024	99	9	7	77.8	18	18	100.0	9	9	100.0	9	7	77.8	27	27	100.0							18	18	100.0	8	8	100.0	19	18	94.7	18	9	50.0
		7091393	2023	99	14	11	78.6	20	20	100.0	14	13	92.9	14	13	92.9	34	34	100.0							20	19	95.0	9	8	88.9	25	13	52.0	20	17	85.0

Province Districts	Centre Name	Centre Number	Exam Date	Quintile	Accounting			Agricultural Sciences			Business Studies			Economics			English First Additional Language			Geography			History			Life Sciences			Mathematical Literacy			Mathematics			Physical Sciences								
					Total Wrote	Achieved 30 - 100%	% Achieved at 30% and Above	Total Wrote	Achieved 30 - 100%	% Achieved at 30% and Above	Total Wrote	Achieved 30 - 100%	% Achieved at 30% and Above	Total Wrote	Achieved 30 - 100%	% Achieved at 30% and Above	Total Wrote	Achieved 30 - 100%	% Achieved at 30% and Above	Total Wrote	Achieved 30 - 100%	% Achieved at 30% and Above	Total Wrote	Achieved 30 - 100%	% Achieved at 30% and Above	Total Wrote	Achieved 30 - 100%	% Achieved at 30% and Above	Total Wrote	Achieved 30 - 100%	% Achieved at 30% and Above	Total Wrote	Achieved 30 - 100%	% Achieved at 30% and Above	Total Wrote	Achieved 30 - 100%	% Achieved at 30% and Above						
					SEKHUKHUNE EAST	NTWAMPE TECHNICAL HIGH SCHOOL	7092401	2024	1											44	44	100.0	16	16	100.0							31	29	93.5							31	18	58.1
		7092401	2023	1											46	46	100.0	12	12	100.0							31	30	96.8							33	19	57.6	10	10	100.0		
	NYAKU SENIOR SECONDARY	7092408	2024	2				29	26	89.7						29	29	100.0	29	28	96.6							29	27	93.1	29	29	100.0										
		7092408	2023	2				31	26	83.9						40	40	100.0	40	39	97.5							40	34	85.0	26	26	100.0	14	8	57.1	9	9	100.0				
	PAEPAE SENIOR SECONDARY	7091402	2024	1												14	14	100.0	14	13	92.9							14	10	71.4							14	5	35.7	4	3	75.0	
		7091402	2023	1												16	16	100.0	16	15	93.8							16	13	81.3							16	4	25.0	4	4	100.0	
	PEU SECONDARY	7093207	2024	1				14	6	42.9						14	14	100.0	9	9	100.0							14	8	57.1							14	0	0.0	5	2	40.0	
		7093207	2023	1				14	9	64.3						14	14	100.0	9	7	77.8							14	10	71.4							14	0	0.0	5	2	40.0	
	PHAAHLA SECONDARY SCHOOL	7091307	2024	1	8	4	50.0				8	8	100.0	8	6	75.0	42	42	100.0	34	32	94.1	24	23	95.8	34	28	82.4	21	21	100.0	13	10	76.9	10	8	80.0						
		7091307	2023	1	1	1	100.0				1	1	100.0	1	1	100.0	26	26	100.0	25	22	88.0	18	17	94.4	25	18	72.0	18	17	94.4	7	4	57.1	7	4	57.1						
	PHAFANE SECONDARY	7092402	2024	1	38	31	81.6				38	36	94.7	50	39	78.0	181	181	100.0	116	114	98.3							131	117	89.3							181	87	48.1	86	84	97.7
		7092402	2023	1	41	30	73.2				39	34	87.2	46	36	78.3	183	183	100.0	123	114	92.7							137	120	87.6							183	81	44.3	79	78	98.7
	PHUTAKWE SECONDARY	7093203	2024	1				41	32	78.0						41	41	100.0	21	18	85.7							41	32	78.0	21	18	85.7	20	14	70.0	20	12	60.0				
		7093203	2023	1				56	34	60.7						56	56	100.0	29	23	79.3							56	34	60.7	29	22	75.9	27	10	37.0	27	11	40.7				
	PHUTINARE SECONDARY	7092208	2024	1				13	12	92.3						13	13	100.0										13	13	100.0							13	10	76.9	13	10	76.9	
		7092208	2023	1				16	15	93.8						16	16	100.0										16	15	93.8							16	14	87.5	16	14	87.5	
	PHUTITLOU SECONDARY	7093109	2024	1				34	30	88.2						34	34	100.0	16	14	87.5							34	31	91.2	12	11	91.7	22	18	81.8	18	15	83.3				
		7093109	2023	1				41	34	82.9						41	41	100.0	28	21	75.0							41	30	73.2	22	17	77.3	19	9	47.4	13	10	76.9				
	PHUTLOTAU SECONDARY	7094204	2024	1	11	10	90.9	57	47	82.5	11	11	100.0	11	10	90.9	68	68	100.0	20	13	65.0							37	34	91.9	31	25	80.6	37	24	64.9	37	32	86.5			
		7094204	2023	1	8	4	50.0	53	37	69.8	8	4	50.0	8	4	50.0	61	61	100.0	27	17	63.0							26	21	80.8	35	22	62.9	26	7	26.9	26	15	57.7			

Province Districts	Centre Name	Centre Number	Exam Date	Quintile	Accounting			Agricultural Sciences			Business Studies			Economics			English First Additional Language			Geography			History			Life Sciences			Mathematical Literacy			Mathematics			Physical Sciences		
					Total Wrote	Achieved 30 - 100%	% Achieved at 30% and Above	Total Wrote	Achieved 30 - 100%	% Achieved at 30% and Above	Total Wrote	Achieved 30 - 100%	% Achieved at 30% and Above	Total Wrote	Achieved 30 - 100%	% Achieved at 30% and Above	Total Wrote	Achieved 30 - 100%	% Achieved at 30% and Above	Total Wrote	Achieved 30 - 100%	% Achieved at 30% and Above	Total Wrote	Achieved 30 - 100%	% Achieved at 30% and Above	Total Wrote	Achieved 30 - 100%	% Achieved at 30% and Above	Total Wrote	Achieved 30 - 100%	% Achieved at 30% and Above	Total Wrote	Achieved 30 - 100%	% Achieved at 30% and Above	Total Wrote	Achieved 30 - 100%	% Achieved at 30% and Above
					SEKHUKHUNE EAST	POO SECONDARY	7092403	2024	1	51	29	56.9	234	205	87.6	46	41	89.1	46	31	67.4	292	292	100.0	156	140	89.7				247	198	80.2	193	154	79.8	100
		7092403	2023	1	60	38	63.3	253	192	75.9	57	51	89.5	57	44	77.2	313	313	100.0	152	132	86.8				255	166	65.1	192	146	76.0	121	57	47.1	104	59	56.7
	POTLAKE SECONDARY	7092501	2024	2				59	57	96.6							59	59	100.0	45	38	84.4				59	51	86.4	33	31	93.9	26	11	42.3	14	13	92.9
		7092501	2023	2				60	56	93.3				16	14	87.5	60	60	100.0	51	40	78.4				44	41	93.2	44	40	90.9	16	8	50.0	9	9	100.0
	POTOKO SECONDARY	7092308	2024	1	25	24	96.0	76	61	80.3	19	18	94.7	32	20	62.5	128	128	100.0	103	98	95.1				103	91	88.3	102	95	93.1	25	24	96.0	20	20	100.0
		7092308	2023	1	32	22	68.8	37	36	97.3	30	27	90.0	30	26	86.7	93	93	100.0	61	61	100.0				63	60	95.2	67	65	97.0	26	26	100.0	26	26	100.0
	RAMPHELANE SECONDARY	7094103	2024	1	10	9	90.0	34	33	97.1	10	10	100.0	10	8	80.0	81	81	100.0	37	37	100.0				55	52	94.5	26	22	84.6	55	41	74.5	44	36	81.8
		7094103	2023	1	6	6	100.0	23	20	87.0	6	6	100.0	6	6	100.0	67	67	100.0	38	33	86.8				42	38	90.5	26	22	84.6	41	28	68.3	36	28	77.8
	RATANANG SECONDARY	7092104	2024	1	10	10	100.0				16	16	100.0	16	15	93.8	76	76	100.0	60	60	100.0				60	59	98.3	24	24	100.0	52	36	69.2	46	46	100.0
		7092104	2023	1	10	9	90.0				19	17	89.5	19	15	78.9	69	69	100.0	51	50	98.0				51	44	86.3	33	33	100.0	37	26	70.3	37	36	97.3
	SEBASE SECONDARY	7094107	2024	1				31	29	93.5							96	96	100.0	64	62	96.9	5	4	80.0	74	72	97.3	67	54	80.6	29	19	65.5	16	15	93.8
		7094107	2023	1				14	13	92.9							72	72	100.0	58	52	89.7				47	45	95.7	45	34	75.6	27	11	40.7	16	15	93.8
	SEDIBENG SENIOR SECONDARY	7091206	2024	1	3	1	33.3	17	16	94.1	3	1	33.3				20	20	100.0	20	19	95.0				17	17	100.0	20	17	85.0						
		7091206	2023	1	8	0	0.0	21	19	90.5	9	2	22.2	9	1	11.1	30	28	93.3	21	20	95.2				21	17	81.0	25	16	64.0	5	3	60.0			
	SEFOGOLE SEPEKE SECONDARY	7094208	2024	1				59	56	94.9							59	59	100.0	49	45	91.8				59	50	84.7	40	30	75.0	19	13	68.4	10	5	50.0
		7094208	2023	1				64	59	92.2							65	65	100.0	56	49	87.5				65	48	73.8	28	23	82.1	37	13	35.1	9	8	88.9
	SEGASHIFE SECONDARY	7091412	2023	1													27	27	100.0	27	21	77.8				27	10	37.0	27	17	63.0						
	SEHLAKU SECONDARY	7092108	2024	1	14	11	78.6	14	13	92.9	20	18	90.0	20	17	85.0	175	175	100.0	36	34	94.4				57	53	93.0	89	55	61.8	57	44	77.2	57	52	91.2
		7092108	2023	1	14	10	71.4	32	17	53.1	36	27	75.0	36	20	55.6	179	178	99.4	40	38	95.0				72	63	87.5	81	42	51.9	72	44	61.1	72	61	84.7

Province Districts	Centre Name	Centre Number	Exam Date	Quintile	Accounting			Agricultural Sciences			Business Studies			Economics			English First Additional Language			Geography			History			Life Sciences			Mathematical Literacy			Mathematics			Physical Sciences		
					Total Wrote	Achieved 30 - 100%	% Achieved at 30% and Above	Total Wrote	Achieved 30 - 100%	% Achieved at 30% and Above	Total Wrote	Achieved 30 - 100%	% Achieved at 30% and Above	Total Wrote	Achieved 30 - 100%	% Achieved at 30% and Above	Total Wrote	Achieved 30 - 100%	% Achieved at 30% and Above	Total Wrote	Achieved 30 - 100%	% Achieved at 30% and Above	Total Wrote	Achieved 30 - 100%	% Achieved at 30% and Above	Total Wrote	Achieved 30 - 100%	% Achieved at 30% and Above	Total Wrote	Achieved 30 - 100%	% Achieved at 30% and Above	Total Wrote	Achieved 30 - 100%	% Achieved at 30% and Above	Total Wrote	Achieved 30 - 100%	% Achieved at 30% and Above
					SEKUKHUNE EAST	SELATOLE SECONDARY	7092406	2024	1										15	12	80.0	43	43	100.0	43	39	90.7				28	18	64.3	19	16	84.2	24
		7092406	2023	1						5	5	100.0	16	6	37.5	58	58	100.0	53	28	52.8				42	23	54.8	20	10	50.0	38	14	36.8	25	9	36.0	
	SELEBALO SECONDARY	7093110	2024	1				56	44	78.6							61	61	100.0	33	32	97.0				61	45	73.8	26	23	88.5	35	26	74.3	33	29	87.9
		7093110	2023	1				50	37	74.0							54	54	100.0	26	24	92.3				54	40	74.1	21	19	90.5	33	21	63.6	32	28	87.5
	SEMRIRI SECONDARY	7091109	2024	1				21	17	81.0							21	21	100.0	15	11	73.3				21	16	76.2	15	13	86.7	6	4	66.7	6	4	66.7
		7091109	2023	1				17	16	94.1							17	17	100.0	17	13	76.5				17	14	82.4	11	9	81.8	6	3	50.0			
	SENGANGE SENIOR SECONDARY	7094301	2024	1				25	25	100.0				9	9	100.0	25	25	100.0							25	25	100.0	9	9	100.0	16	15	93.8	16	16	100.0
		7094301	2023	1				32	32	100.0				6	6	100.0	32	32	100.0							32	29	90.6	6	6	100.0	26	21	80.8	26	26	100.0
	SEOKGOME SECONDARY	7094312	2024	1				33	31	93.9							33	33	100.0	8	8	100.0				33	32	97.0	6	6	100.0	27	19	70.4	25	24	96.0
		7094312	2023	1				32	29	90.6							32	32	100.0	10	10	100.0				32	29	90.6	6	6	100.0	26	22	84.6	22	21	95.5
	SERAKI SENIOR SECONDARY	7094105	2024	1				15	15	100.0							15	15	100.0							15	14	93.3				15	5	33.3	15	9	60.0
		7094105	2023	1				23	21	91.3							23	23	100.0							23	20	87.0				23	11	47.8	23	15	65.2
	SEROKOLO SECONDARY	7092409	2024	2													71	71	100.0	26	26	100.0				26	23	88.5				26	14	53.8	26	16	61.5
		7092409	2023	2													61	61	100.0	29	29	100.0				29	23	79.3				30	16	53.3	30	21	70.0
	SHAKUNG SENIOR SECONDARY	7092302	2023	1				15	7	46.7							15	15	100.0	15	14	93.3				8	6	75.0	15	12	80.0						
	SHORWANE SECONDARY	7094308	2024	1				12	12	100.0							26	26	100.0	26	26	100.0				26	25	96.2				26	8	30.8	14	12	85.7
		7094308	2023	1				11	10	90.9							30	30	100.0	30	29	96.7				30	25	83.3				30	7	23.3	19	19	100.0
	SOGANE SECONDARY	7091404	2024	1	22	15	68.2	118	99	83.9	22	22	100.0	22	21	95.5	141	141	100.0	56	53	94.6				119	95	79.8	76	60	78.9	65	48	73.8	63	41	65.1
		7091404	2023	1	32	16	50.0	157	119	75.8	32	26	81.3	32	18	56.3	189	189	100.0	93	78	83.9				157	113	72.0	106	63	59.4	83	36	43.4	64	45	70.3

Province Districts	Centre Name	Centre Number	Exam Date	Quintile	Accounting			Agricultural Sciences			Business Studies			Economics			English First Additional Language			Geography			History			Life Sciences			Mathematical Literacy			Mathematics			Physical Sciences		
					Total Wrote	Achieved 30 - 100%	% Achieved at 30% and Above	Total Wrote	Achieved 30 - 100%	% Achieved at 30% and Above	Total Wrote	Achieved 30 - 100%	% Achieved at 30% and Above	Total Wrote	Achieved 30 - 100%	% Achieved at 30% and Above	Total Wrote	Achieved 30 - 100%	% Achieved at 30% and Above	Total Wrote	Achieved 30 - 100%	% Achieved at 30% and Above	Total Wrote	Achieved 30 - 100%	% Achieved at 30% and Above	Total Wrote	Achieved 30 - 100%	% Achieved at 30% and Above	Total Wrote	Achieved 30 - 100%	% Achieved at 30% and Above	Total Wrote	Achieved 30 - 100%	% Achieved at 30% and Above	Total Wrote	Achieved 30 - 100%	% Achieved at 30% and Above
					SEKHUKHUNE EAST	ST MARK'S COMPREHENSIVE COLLEGE	7094405	2024	4	10	9	90.0	33	30	90.9	7	6	85.7	12	11	91.7	79	79	100.0	89	88	98.9				91	80	87.9	22	21	95.5	79
		7094405	2023	4	7	7	100.0	16	13	81.3	13	12	92.3	10	10	100.0	96	96	100.0	106	101	95.3				109	93	85.3	15	15	100.0	101	75	74.3	87	66	75.9
	ST PETERS	7093291	2024	99	7	7	100.0	54	52	96.3	23	20	87.0	38	31	81.6	72	72	100.0	11	8	72.7				49	47	95.9	31	30	96.8	41	36	87.8	34	26	76.5
		7093291	2023	99	9	9	100.0	24	23	95.8	26	22	84.6	36	31	86.1	62	62	100.0	29	22	75.9				36	34	94.4	23	22	95.7	39	37	94.9	26	21	80.8
	ST THOMAS COMBINED SCHOOL	7091391	2024	99	35	34	97.1				23	23	100.0	23	23	100.0	68	68	100.0	91	91	100.0				103	103	100.0	17	17	100.0	108	99	91.7	103	98	95.1
		7091391	2023	99	39	39	100.0				39	39	100.0	39	39	100.0	73	73	100.0	99	99	100.0				99	99	100.0	25	25	100.0	113	96	85.0	99	97	98.0
	TAUNG HIGH	7091201	2024	1							12	12	100.0	12	11	91.7	36	36	100.0	36	36	100.0	24	24	100.0	24	21	87.5	36	36	100.0						
		7091201	2023	1							16	12	75.0	16	13	81.3	43	43	100.0	43	35	81.4	27	26	96.3	27	10	37.0	43	38	88.4						
	TEKANANG SECONDARY	7092411	2024	1	11	8	72.7				11	8	72.7	25	15	60.0	45	45	100.0	34	28	82.4				34	30	88.2	17	13	76.5	28	18	64.3	20	13	65.0
		7092411	2023	1	7	6	85.7				7	4	57.1	19	13	68.4	47	47	100.0	40	34	85.0				40	36	90.0	15	13	86.7	32	23	71.9	28	21	75.0
	TLOU NARE SENIOR SECONDARY	7093305	2024	1				57	54	94.7							57	57	100.0	36	33	91.7	16	16	100.0	41	37	90.2	25	23	92.0	32	24	75.0	21	17	81.0
		7093305	2023	1				69	56	81.2							69	68	98.6	44	37	84.1	29	23	79.3	40	33	82.5	36	27	75.0	33	22	66.7	25	23	92.0
	TLOUPHUTI SECONDARY	7092504	2024	1				80	65	81.3							80	80	100.0	49	49	100.0				31	31	100.0	49	49	100.0	31	29	93.5	31	31	100.0
		7092504	2023	1				87	67	77.0							87	87	100.0	44	42	95.5				43	41	95.3	44	42	95.5	43	28	65.1	43	35	81.4
	TSHABADIETLA SECONDARY SCHOOL	7094201	2024	1	11	3	27.3	29	17	58.6	11	8	72.7	11	9	81.8	54	54	100.0	14	11	78.6	14	11	78.6	29	16	55.2	25	19	76.0	29	10	34.5	29	8	27.6
		7094201	2023	1	22	13	59.1	48	32	66.7	22	16	72.7	22	9	40.9	89	88	98.9	19	7	36.8	19	12	63.2	48	34	70.8	40	29	72.5	49	20	40.8	48	24	50.0

Province Districts	Centre Name	Centre Number	Exam Date	Quintile	Accounting			Agricultural Sciences			Business Studies			Economics			English First Additional Language			Geography			History			Life Sciences			Mathematical Literacy			Mathematics			Physical Sciences		
					Total Wrote	Achieved 30 - 100%	% Achieved at 30% and Above	Total Wrote	Achieved 30 - 100%	% Achieved at 30% and Above	Total Wrote	Achieved 30 - 100%	% Achieved at 30% and Above	Total Wrote	Achieved 30 - 100%	% Achieved at 30% and Above	Total Wrote	Achieved 30 - 100%	% Achieved at 30% and Above	Total Wrote	Achieved 30 - 100%	% Achieved at 30% and Above	Total Wrote	Achieved 30 - 100%	% Achieved at 30% and Above	Total Wrote	Achieved 30 - 100%	% Achieved at 30% and Above	Total Wrote	Achieved 30 - 100%	% Achieved at 30% and Above	Total Wrote	Achieved 30 - 100%	% Achieved at 30% and Above	Total Wrote	Achieved 30 - 100%	% Achieved at 30% and Above
					SEKHUKHUNE EAST	TSHABELANG DINOKO SECONDARY	7091108	2024	1	10	9	90.0				10	10	100.0	10	10	100.0	75	75	100.0	65	64	98.5	34	33	97.1	65	62	95.4	44	43	97.7	31
		7091108	2023	1	21	18	85.7				21	20	95.2	21	19	90.5	63	63	100.0	42	35	83.3	16	12	75.0	42	29	69.0	32	29	90.6	31	21	67.7	26	24	92.3
	TSHEHLWANENG SENIOR SECONDARY	7094207	2024	1	22	9	40.9	124	106	85.5	26	19	73.1	26	14	53.8	187	187	100.0	104	66	63.5				127	87	68.5	116	70	60.3	71	36	50.7	49	36	73.5
		7094207	2023	1	19	12	63.2	143	100	69.9	18	12	66.7	18	11	61.1	176	175	99.4	57	38	66.7				135	92	68.1	52	28	53.8	124	35	28.2	58	44	75.9
	TSHIHLO SECONDARY	7092410	2024	1	17	17	100.0							17	13	76.5	17	17	100.0							17	16	94.1	12	11	91.7	5	5	100.0			
		7092410	2023	1	20	19	95.0							13	10	76.9	20	20	100.0							20	15	75.0	8	7	87.5	12	7	58.3	7	7	100.0
	ABRAHAM SEROTE SECONDARY	7103206	2024	1							27	17	63.0	27	16	59.3	138	138	100.0	138	109	79.0	59	48	81.4	111	75	67.6	86	71	82.6	52	30	57.7	52	21	40.4
		7103206	2023	1							9	9	100.0	9	7	77.8	83	83	100.0	83	68	81.9	40	34	85.0	74	50	67.6	49	36	73.5	34	20	58.8	34	24	70.6
	AM MASHEGO SECONDARY	7102402	2024	2	17	15	88.2	47	45	95.7	10	10	100.0	15	13	86.7	90	90	100.0	26	26	100.0				75	60	80.0	33	33	100.0	57	44	77.2	55	44	80.0
		7102402	2023	2	24	18	75.0	84	53	63.1	23	20	87.0	23	15	65.2	157	157	100.0	49	41	83.7				134	76	56.7				157	55	35.0	134	59	44.0
	BOLEU HIGH	7103204	2024	2	5	4	80.0				17	10	58.8	16	7	43.8	41	41	100.0	36	32	88.9				24	23	95.8	18	17	94.4	21	19	90.5	19	14	73.7
		7103204	2023	2							17	10	58.8	9	4	44.4	44	43	97.7	44	32	72.7				35	23	65.7	19	8	42.1	25	9	36.0	25	11	44.0
	BOPEDIBAPEDI SECONDARY	7101305	2024	2	19	19	100.0	88	78	88.6							142	142	100.0							107	97	90.7				124	74	59.7	124	80	64.5
		7101305	2023	2	19	18	94.7	68	65	95.6							137	136	99.3							93	86	92.5				137	77	56.2	137	97	70.8
	DIBATHUTO SECONDARY SCHOOL	7104310	2024	2	32	13	40.6	42	26	61.9	32	28	87.5	32	19	59.4	152	152	100.0	120	90	75.0				120	56	46.7	73	59	80.8	79	29	36.7	77	34	44.2
		7104310	2023	2	29	7	24.1	39	20	51.3	29	20	69.0	29	12	41.4	140	140	100.0	111	99	89.2				111	63	56.8	61	49	80.3	79	24	30.4	72	50	69.4
	DIPHALE SECONDARY	7101101	2024	1				53	48	90.6				27	20	74.1	53	53	100.0							53	46	86.8	26	25	96.2	27	18	66.7	26	18	69.2
		7101101	2023	1				49	43	87.8				24	12	50.0	49	49	100.0							49	42	85.7	22	19	86.4	27	13	48.1	25	20	80.0
	DITHAMAGA SECONDARY SCHOOL	7104303	2024	2	12	9	75.0	43	36	83.7	35	19	54.3	12	7	58.3	55	55	100.0	34	29	85.3				20	17	85.0	37	37	100.0	18	7	38.9	9	4	44.4
		7104303	2023	2	1	1	100.0	39	35	89.7	24	7	29.2	1	1	100.0	40	40	100.0	30	28	93.3				16	16	100.0	29	29	100.0	11	7	63.6	9	9	100.0



Province Districts	Centre Name	Centre Number	Exam Date	Quintile	Accounting			Agricultural Sciences			Business Studies			Economics			English First Additional Language			Geography			History			Life Sciences			Mathematical Literacy			Mathematics			Physical Sciences				
					Total Wrote	Achieved 30 - 100%	% Achieved at 30% and Above	Total Wrote	Achieved 30 - 100%	% Achieved at 30% and Above	Total Wrote	Achieved 30 - 100%	% Achieved at 30% and Above	Total Wrote	Achieved 30 - 100%	% Achieved at 30% and Above	Total Wrote	Achieved 30 - 100%	% Achieved at 30% and Above	Total Wrote	Achieved 30 - 100%	% Achieved at 30% and Above	Total Wrote	Achieved 30 - 100%	% Achieved at 30% and Above	Total Wrote	Achieved 30 - 100%	% Achieved at 30% and Above	Total Wrote	Achieved 30 - 100%	% Achieved at 30% and Above	Total Wrote	Achieved 30 - 100%	% Achieved at 30% and Above	Total Wrote	Achieved 30 - 100%	% Achieved at 30% and Above		
					SEKHUKHUNE SOUTH	DYNAMIQUE PRIVATE HIGH	7104192	2024	99	24	24	100.0				43	41	95.3	44	42	95.5									26	26	100.0	36	35	97.2	33	26	78.8	25
		7104192	2023	99	16	16	100.0				29	28	96.6	31	31	100.0									19	19	100.0	23	23	100.0	25	21	84.0	17	16	94.1			
	ELSHADAI COMBINED SCHOOL	7104195	2024	99	11	10	90.9	12	12	100.0	25	23	92.0	19	19	100.0									36	35	97.2	34	34	100.0	21	16	76.2	18	8	44.4			
		7104195	2023	99	16	10	62.5	13	12	92.3	36	26	72.2	21	15	71.4									40	32	80.0	46	44	95.7	15	12	80.0	12	11	91.7			
	ESTER MALEKA COMPREHENSIVE HIGH SCHO	7104105	2024	4	14	8	57.1	27	22	81.5	21	15	71.4	24	17	70.8	62	62	100.0	68	66	97.1			71	58	81.7	44	43	97.7	48	42	87.5	51	37	72.5			
		7104105	2023	4	12	4	33.3	31	27	87.1	27	20	74.1	24	16	66.7	49	49	100.0	60	58	96.7			57	50	87.7	42	34	81.0	42	36	85.7	41	36	87.8			
	FAWCETT MATHEBE SECONDARY	7104208	2024	2	7	6	85.7	27	19	70.4	9	9	100.0	7	7	100.0	79	79	100.0	44	32	72.7	33	26	78.8	72	41	56.9	38	30	78.9	41	14	34.1	38	18	47.4		
		7104208	2023	2	11	8	72.7	3	2	66.7	18	10	55.6	11	9	81.8	62	62	100.0	44	38	86.4	10	8	80.0	51	22	43.1	19	18	94.7	43	10	23.3	38	13	34.2		
	GOOD SHEPHERD MODEL SCHOOL	7104194	2024	99				35	35	100.0	5	5	100.0	5	5	100.0									34	34	100.0	31	31	100.0	9	8	88.9	9	9	100.0			
		7104194	2023	99	21	9	42.9	43	40	93.0				21	18	85.7									26	25	96.2				41	33	80.5	47	46	97.9	17	9	52.9
	GOODHOPE SECONDARY	7103106	2024	2				21	20	95.2							21	21	100.0	21	21	100.0				21	20	95.2	21	20	95.2								
		7103106	2023	2				36	35	97.2							36	36	100.0	36	36	100.0				36	34	94.4	36	36	100.0								
	GROBLERSDAL ACADEMY	7104104	2024	5	16	16	100.0				46	43	93.5	20	18	90.0	30	30	100.0	33	33	100.0	26	26	100.0	30	27	90.0	34	34	100.0	42	33	78.6	30	19	63.3		
		7104104	2023	5	9	8	88.9				36	32	88.9	18	17	94.4	22	22	100.0	24	24	100.0	20	20	100.0	25	20	80.0	30	30	100.0	31	23	74.2	23	16	69.6		
	GUARDIAN ANGEL SECONDARY	7102107	2024	3	23	23	100.0	36	33	91.7				6	6	100.0	70	70	100.0	47	44	93.6				64	61	95.3	26	23	88.5	44	40	90.9	34	32	94.1		
		7102107	2023	3	17	17	100.0	22	19	86.4				12	9	75.0	71	71	100.0	54	49	90.7				59	53	89.8	6	6	100.0	65	54	83.1	49	48	98.0		
	HLABI SECONDARY	7103105	2024	2	12	10	83.3	73	71	97.3	12	12	100.0	12	12	100.0	119	119	100.0	34	34	100.0	34	33	97.1	107	97	90.7	46	46	100.0	73	47	64.4	72	55	76.4		
		7103105	2023	2	17	16	94.1	87	80	92.0	17	17	100.0	17	15	88.2	124	124	100.0	20	17	85.0	20	18	90.0	107	86	80.4	37	35	94.6	87	35	40.2	86	59	68.6		
	HLANGANANI SECONDARY	7103110	2024	1				47	47	100.0							47	47	100.0	22	22	100.0	21	21	100.0	26	26	100.0	22	22	100.0	25	25	100.0	25	25	100.0		
		7103110	2023	1				40	39	97.5							40	40	100.0	21	21	100.0	8	8	100.0	32	32	100.0	21	21	100.0	19	13	68.4	19	18	94.7		

Province Districts	Centre Name	Centre Number	Exam Date	Quintile	Accounting			Agricultural Sciences			Business Studies			Economics			English First Additional Language			Geography			History			Life Sciences			Mathematical Literacy			Mathematics			Physical Sciences		
					Total Wrote	Achieved 30 - 100%	% Achieved at 30% and Above	Total Wrote	Achieved 30 - 100%	% Achieved at 30% and Above	Total Wrote	Achieved 30 - 100%	% Achieved at 30% and Above	Total Wrote	Achieved 30 - 100%	% Achieved at 30% and Above	Total Wrote	Achieved 30 - 100%	% Achieved at 30% and Above	Total Wrote	Achieved 30 - 100%	% Achieved at 30% and Above	Total Wrote	Achieved 30 - 100%	% Achieved at 30% and Above	Total Wrote	Achieved 30 - 100%	% Achieved at 30% and Above	Total Wrote	Achieved 30 - 100%	% Achieved at 30% and Above	Total Wrote	Achieved 30 - 100%	% Achieved at 30% and Above	Total Wrote	Achieved 30 - 100%	% Achieved at 30% and Above
					SEKHUKHUNE SOUTH	HO&RSKOOL BEN VILJOEN	7104103	2024	5	18	18	100.0				39	36	92.3				73	73	100.0	22	21	95.5	6	6	100.0	38	36	94.7	52	49	94.2	68
		7104103	2023	5	17	16	94.1				34	29	85.3				63	63	100.0	13	13	100.0	49	47	95.9	41	37	90.2	51	50	98.0	67	66	98.5	50	43	86.0
	HUTUTU SENIOR SECONDARY	7103509	2024	1				101	91	90.1	18	16	88.9	18	10	55.6	125	125	100.0	57	56	98.2				107	95	88.8	51	46	90.2	74	57	77.0	74	61	82.4
		7103509	2023	1	10	10	100.0	78	63	80.8	29	22	75.9	30	18	60.0	104	103	99.0	16	16	100.0				74	63	85.1	30	24	80.0	74	49	66.2	74	55	74.3
	IZIKHALI ZEMFUNDO SENIOR SECONDARY	7102404	2024	1							19	14	73.7				35	35	100.0	19	15	78.9				16	15	93.8	20	14	70.0	15	10	66.7	15	10	66.7
		7102404	2023	1							19	16	84.2				39	39	100.0	19	14	73.7				20	20	100.0	19	15	78.9	20	15	75.0	20	17	85.0
	KGAGATLOU SECONDARY SCHOOL	7104411	2024	1	28	22	78.6	47	47	100.0	28	28	100.0	28	26	92.9	75	75	100.0	32	32	100.0				47	47	100.0	58	56	96.6	17	14	82.4	15	15	100.0
		7104411	2023	1	21	8	38.1	53	51	96.2	21	21	100.0	21	14	66.7	74	74	100.0	40	39	97.5				53	49	92.5	61	60	98.4	13	13	100.0	13	13	100.0
	KG AHLANAMORULANA SENIOR SECONDARY	7102306	2024	1				65	62	95.4				2	2	100.0	92	92	100.0	22	22	100.0	6	6	100.0	67	63	94.0	26	25	96.2	51	47	92.2	41	41	100.0
		7102306	2023	1				53	44	83.0				5	2	40.0	77	77	100.0	37	36	97.3				47	39	83.0	27	27	100.0	50	44	88.0	42	40	95.2
	KGOSHIMOROANGOATO SENIOR SECONDARY	7101304	2024	1	3	3	100.0	62	58	93.5	3	3	100.0	3	3	100.0	131	131	100.0	66	55	83.3				128	95	74.2	69	65	94.2	62	55	88.7	58	51	87.9
		7101304	2023	1	5	4	80.0	61	57	93.4	5	4	80.0	5	4	80.0	93	93	100.0	27	25	92.6				88	73	83.0	33	30	90.9	60	38	63.3	59	50	84.7
	KGOTHALA SECONDARY SCHOOL	7104206	2024	2	14	10	71.4	52	52	100.0	61	61	100.0	61	54	88.5	127	127	100.0	66	66	100.0				66	63	95.5	94	91	96.8	33	31	93.9	14	13	92.9
		7104206	2023	2	15	12	80.0	30	30	100.0	37	37	100.0	37	35	94.6	87	87	100.0	50	50	100.0				50	49	98.0	59	59	100.0	29	23	79.3	20	20	100.0
	KGOTSWANE SECONDARY	7101308	2024	1													16	16	100.0	16	15	93.8				16	16	100.0				16	9	56.3	16	13	81.3
		7101308	2023	1													16	16	100.0	16	12	75.0				16	14	87.5				16	7	43.8	16	12	75.0
	KOLOFANE SECONDARY SCHOOL	7104209	2024	2	22	16	72.7				22	21	95.5	22	17	77.3	41	41	100.0	19	18	94.7	10	10	100.0	19	13	68.4				41	10	24.4	9	7	77.8
	KOPA SECONDARY	7103207	2024	1	34	22	64.7	41	34	82.9	34	33	97.1	34	32	94.1	143	143	100.0	109	98	89.9	41	39	95.1	68	60	88.2	72	71	98.6	71	36	50.7	68	57	83.8
		7103207	2023	1	32	21	65.6	49	37	75.5	32	25	78.1	32	23	71.9	165	165	100.0	133	93	69.9	49	46	93.9	84	44	52.4	76	51	67.1	89	28	31.5	84	45	53.6

Province Districts	Centre Name	Centre Number	Exam Date	Quintile	Accounting			Agricultural Sciences			Business Studies			Economics			English First Additional Language			Geography			History			Life Sciences			Mathematical Literacy			Mathematics			Physical Sciences		
					Total Wrote	Achieved 30 - 100%	% Achieved at 30% and Above	Total Wrote	Achieved 30 - 100%	% Achieved at 30% and Above	Total Wrote	Achieved 30 - 100%	% Achieved at 30% and Above	Total Wrote	Achieved 30 - 100%	% Achieved at 30% and Above	Total Wrote	Achieved 30 - 100%	% Achieved at 30% and Above	Total Wrote	Achieved 30 - 100%	% Achieved at 30% and Above	Total Wrote	Achieved 30 - 100%	% Achieved at 30% and Above	Total Wrote	Achieved 30 - 100%	% Achieved at 30% and Above	Total Wrote	Achieved 30 - 100%	% Achieved at 30% and Above	Total Wrote	Achieved 30 - 100%	% Achieved at 30% and Above	Total Wrote	Achieved 30 - 100%	% Achieved at 30% and Above
					SEKHUKHUNE SOUTH	KOTOLE SECONDARY	7103508	2024	2	15	5	33.3	32	16	50.0	14	13	92.9	13	6	46.2	48	45	93.8	17	10	58.8				35	19	54.3	25	20	80.0	23
		7103508	2023	2	15	1	6.7	35	19	54.3	15	6	40.0	16	3	18.8	50	43	86.0	14	6	42.9				35	17	48.6	27	18	66.7	23	11	47.8	20	9	45.0
	KUBELA SECONDARY SCHOOL	7103503	2024	1				31	22	71.0							31	31	100.0	23	16	69.6				31	15	48.4	23	18	78.3	8	4	50.0	8	2	25.0
		7103503	2023	1				41	21	51.2							42	39	92.9	32	12	37.5				42	13	31.0	32	18	56.3	10	4	40.0	10	5	50.0
	LEGALETLWA SENIOR SECONDARY	7102104	2024	1				30	27	90.0							39	39	100.0	39	36	92.3				39	35	89.7	25	24	96.0	14	9	64.3	9	9	100.0
		7102104	2023	1				33	28	84.8							44	44	100.0	44	36	81.8				44	26	59.1	23	17	73.9	21	2	9.5	11	6	54.5
	LEHWELERE MATLALA SECONDARY	7103501	2024	1				17	17	100.0							30	30	100.0	30	30	100.0				30	28	93.3				30	15	50.0	13	12	92.3
		7103501	2023	1				17	13	76.5							41	41	100.0	41	36	87.8				41	35	85.4				41	14	34.1	24	19	79.2
	LEHWELERE SECONDARY	7102202	2024	2				98	95	96.9							130	130	100.0	82	81	98.8				80	74	92.5	64	62	96.9	66	52	78.8	66	62	93.9
		7102202	2023	2				82	74	90.2	18	11	61.1	17	7	41.2	128	127	99.2	64	59	92.2				78	77	98.7	51	40	78.4	77	54	70.1	75	71	94.7
	LEKALA SECONDARY	7103108	2024	1				13	10	76.9	13	13	100.0	13	12	92.3	13	13	100.0																		
		7103108	2023	1				18	12	66.7	18	13	72.2	18	14	77.8	18	18	100.0																		
	LEKHINE SECONDARY	7103411	2024	1				26	19	73.1							26	26	100.0	26	19	73.1				26	14	53.8	19	13	68.4	7	3	42.9			
		7103411	2023	1				19	12	63.2							19	18	94.7	19	12	63.2				19	10	52.6	14	9	64.3	5	4	80.0			
	LEKOKO SECONDARY	7101309	2024	1				79	63	79.7							79	79	100.0	36	33	91.7				43	37	86.0	41	38	92.7	38	23	60.5	23	23	100.0
		7101309	2023	1				67	56	83.6							67	67	100.0	31	24	77.4				36	36	100.0	30	23	76.7	37	21	56.8	22	22	100.0
	LEOKENG SECONDARY	7102309	2024	1				39	36	92.3							39	39	100.0	30	28	93.3				39	35	89.7	20	20	100.0	19	12	63.2	9	7	77.8
		7102309	2023	1				30	19	63.3							30	30	100.0	24	19	79.2				30	16	53.3	18	17	94.4	12	7	58.3	6	6	100.0
	LEPELLE SECONDARY	7103504	2024	1	14	9	64.3				38	21	55.3	37	19	51.4	152	151	99.3	137	101	73.7	67	30	44.8	115	73	63.5	100	79	79.0	51	39	76.5	47	33	70.2
		7103504	2023	1	3	3	100.0				12	8	66.7	3	3	100.0	71	71	100.0	68	61	89.7	20	20	100.0	68	59	86.8	32	29	90.6	39	32	82.1	39	33	84.6

Province Districts	Centre Name	Centre Number	Exam Date	Quintile	Accounting			Agricultural Sciences			Business Studies			Economics			English First Additional Language			Geography			History			Life Sciences			Mathematical Literacy			Mathematics			Physical Sciences		
					Total Wrote	Achieved 30 - 100%	% Achieved at 30% and Above	Total Wrote	Achieved 30 - 100%	% Achieved at 30% and Above	Total Wrote	Achieved 30 - 100%	% Achieved at 30% and Above	Total Wrote	Achieved 30 - 100%	% Achieved at 30% and Above	Total Wrote	Achieved 30 - 100%	% Achieved at 30% and Above	Total Wrote	Achieved 30 - 100%	% Achieved at 30% and Above	Total Wrote	Achieved 30 - 100%	% Achieved at 30% and Above	Total Wrote	Achieved 30 - 100%	% Achieved at 30% and Above	Total Wrote	Achieved 30 - 100%	% Achieved at 30% and Above	Total Wrote	Achieved 30 - 100%	% Achieved at 30% and Above	Total Wrote	Achieved 30 - 100%	% Achieved at 30% and Above
					SEKUKHUNE SOUTH	LETEBELE MARISHANE SECONDARY	7101307	2024	1				29	26	89.7	18	16	88.9	18	16	88.9	47	47	100.0							29	27	93.1	18	15	83.3	29
		7101307	2023	1				51	41	80.4	20	12	60.0	20	12	60.0	71	70	98.6							51	40	78.4	20	15	75.0	51	26	51.0	51	36	70.6
	LEWALEMOLOMO SECONDARY	7101108	2024	1							7	3	42.9	6	3	50.0	7	7	100.0	6	5	83.3							7	6	85.7						
		7101108	2023	1							7	7	100.0	7	7	100.0	7	7	100.0	7	6	85.7							7	7	100.0						
	LIVING WATER MPUDULLE	7102491	2024	99	9	9	100.0				15	14	93.3	13	8	61.5				21	19	90.5				17	16	94.1	13	13	100.0	17	13	76.5	15	13	86.7
		7102491	2023	99	16	14	87.5				22	22	100.0	23	16	69.6				18	16	88.9				11	9	81.8	17	16	94.1	17	10	58.8	12	9	75.0
	LIVING WATER PRIVATE SCHOOL	7104193	2024	99	6	5	83.3	10	8	80.0	20	13	65.0	12	8	66.7				17	16	94.1	31	20	64.5	21	13	61.9	37	33	89.2	10	9	90.0	10	7	70.0
		7104193	2023	99	4	3	75.0	5	5	100.0	9	5	55.6	4	4	100.0				9	9	100.0	10	9	90.0	13	9	69.2	15	15	100.0	8	7	87.5	9	9	100.0
	LOBOLI SECONDARY	7102407	2024	1							29	19	65.5	29	20	69.0	119	119	100.0	43	36	83.7				90	62	68.9	76	54	71.1	43	20	46.5	47	26	55.3
		7102407	2023	1							18	9	50.0	18	5	27.8	92	89	96.7	39	30	76.9				74	51	68.9	48	30	62.5	44	20	45.5	35	20	57.1
	MABAKE SECONDARY SCHOOL	7104405	2024	2	14	13	92.9	21	21	100.0	14	14	100.0	14	12	85.7	78	78	100.0	43	38	88.4	43	32	74.4	64	42	65.6	50	46	92.0	28	20	71.4	21	18	85.7
		7104405	2023	2	20	19	95.0	24	24	100.0	20	20	100.0	20	19	95.0	69	69	100.0	25	24	96.0	25	22	88.0	49	39	79.6	37	35	94.6	32	24	75.0	24	22	91.7
	MABODIBENG SECONDARY	7102102	2024	1	9	7	77.8	14	14	100.0	8	8	100.0	8	8	100.0	23	23	100.0							14	13	92.9	8	8	100.0	15	10	66.7	15	14	93.3
		7102102	2023	1	6	4	66.7	29	19	65.5	6	6	100.0	6	6	100.0	35	34	97.1							29	14	48.3				35	8	22.9	29	15	51.7
	MAGALE SECONDARY	7102301	2024	2				44	36	81.8							44	44	100.0	24	19	79.2				20	20	100.0	24	21	87.5	20	7	35.0	13	10	76.9
		7102301	2023	2				54	34	63.0							54	54	100.0	34	20	58.8				21	18	85.7	34	18	52.9	21	2	9.5	21	11	52.4
	MAGUKUBJANE SENIOR SECONDARY	7102303	2024	1				34	22	64.7							34	34	100.0							34	21	61.8	29	20	69.0	5	1	20.0			
		7102303	2023	1				48	30	62.5							48	47	97.9	9	9	100.0				48	28	58.3	36	24	66.7	12	5	41.7	4	4	100.0
	MAHLAKODISHE SECONDARY SCHOOL	7104401	2024	1				68	40	58.8							68	68	100.0	61	49	80.3				68	43	63.2	61	53	86.9	7	6	85.7	7	6	85.7
		7104401	2023	1				62	50	80.6							62	62	100.0	46	42	91.3				62	46	74.2	46	44	95.7	16	11	68.8	16	14	87.5

Province Districts	Centre Name	Centre Number	Exam Date	Quintile	Accounting			Agricultural Sciences			Business Studies			Economics			English First Additional Language			Geography			History			Life Sciences			Mathematical Literacy			Mathematics			Physical Sciences					
					Total Wrote	Achieved 30 - 100%	% Achieved at 30% and Above	Total Wrote	Achieved 30 - 100%	% Achieved at 30% and Above	Total Wrote	Achieved 30 - 100%	% Achieved at 30% and Above	Total Wrote	Achieved 30 - 100%	% Achieved at 30% and Above	Total Wrote	Achieved 30 - 100%	% Achieved at 30% and Above	Total Wrote	Achieved 30 - 100%	% Achieved at 30% and Above	Total Wrote	Achieved 30 - 100%	% Achieved at 30% and Above	Total Wrote	Achieved 30 - 100%	% Achieved at 30% and Above	Total Wrote	Achieved 30 - 100%	% Achieved at 30% and Above	Total Wrote	Achieved 30 - 100%	% Achieved at 30% and Above	Total Wrote	Achieved 30 - 100%	% Achieved at 30% and Above			
					SEKHUKHUNE SOUTH	MAHLARE SENIOR SECONDARY	7103310	2024	1				54	38	70.4	29	22	75.9	27	20	74.1	54	54	100.0							27	26	96.3	37	36	97.3	17	17	100.0	25
		7103310	2023	1				60	32	53.3	41	21	51.2	39	23	59.0	60	60	100.0							20	18	90.0	41	31	75.6	19	12	63.2	19	17	89.5			
	MAHLONTEBE SECONDARY	7103512	2024	1				91	74	81.3							133	133	100.0	102	69	67.6	42	30	71.4	133	87	65.4	79	44	55.7	54	15	27.8	31	20	64.5			
		7103512	2023	1				102	83	81.4							151	151	100.0	116	74	63.8	50	23	46.0	152	77	50.7	100	70	70.0	52	21	40.4	36	20	55.6			
	MAHWETSE SECONDARY	7101107	2024	1	25	21	84.0				25	23	92.0	25	19	76.0	130	130	100.0	106	96	90.6	71	57	80.3	106	85	80.2	93	90	96.8	38	33	86.8	35	33	94.3			
		7101107	2023	1	26	26	100.0				26	24	92.3	26	26	100.0	105	105	100.0	79	72	91.1	40	32	80.0	79	61	77.2	63	57	90.5	42	40	95.2	39	37	94.9			
	MAJANE MATLALA SECONDARY	7103301	2024	1	4	4	100.0	11	9	81.8	8	7	87.5	5	5	100.0	15	15	100.0										10	9	90.0	5	5	100.0	10	2	20.0	7	6	85.7
		7103301	2023	1	26	4	15.4	33	17	51.5	26	8	30.8	26	6	23.1	59	59	100.0										33	18	54.5	22	15	68.2	37	7	18.9	33	16	48.5
	MAJATLADI SECONDARY	7103502	2024	1	8	5	62.5	26	25	96.2				8	4	50.0	68	67	98.5	42	32	76.2	34	28	82.4	60	31	51.7	34	29	85.3	34	9	26.5	26	8	30.8			
		7103502	2023	1	16	10	62.5	38	33	86.8	16	11	68.8	16	10	62.5	74	74	100.0	20	15	75.0	20	15	75.0	58	32	55.2	20	17	85.0	54	3	5.6	38	7	18.4			
	MAKHATO SECONDARY	7102205	2024	2				9	9	100.0							31	31	100.0	22	22	100.0				31	28	90.3	22	22	100.0	9	6	66.7	9	8	88.9			
		7102205	2023	2				21	21	100.0							41	41	100.0	20	18	90.0				41	37	90.2	20	19	95.0	21	11	52.4	21	14	66.7			
	MAKWE SENIOR SECONDARY	7102204	2024	2	17	17	100.0				31	29	93.5	50	26	52.0	71	71	100.0	54	52	96.3				40	36	90.0	34	33	97.1	37	30	81.1	21	21	100.0			
		7102204	2023	2	20	17	85.0				15	15	100.0	28	20	71.4	50	50	100.0	30	30	100.0				35	30	85.7	15	15	100.0	35	27	77.1	22	21	95.5			
	MAKWETLE SECONDARY	7102210	2024	2	9	9	100.0	29	28	96.6							38	38	100.0	25	25	100.0				38	33	86.8	23	22	95.7	15	13	86.7	13	13	100.0			
		7102210	2023	2				26	23	88.5							26	26	100.0	21	20	95.2				26	20	76.9	20	20	100.0	6	4	66.7	5	5	100.0			
	MALEKUTU SENIOR SECONDARY	7101301	2024	1	5	5	100.0	44	40	90.9	24	22	91.7	24	18	75.0	68	68	100.0							44	33	75.0	32	32	100.0	36	19	52.8	29	26	89.7			
		7101301	2023	1	9	5	55.6	40	37	92.5	31	15	48.4	11	5	45.5	72	72	100.0							41	35	85.4	27	20	74.1	45	16	35.6	28	26	92.9			
	MAMADI SECONDARY	7103111	2024	1													30	30	100.0	30	30	100.0				30	25	83.3	17	17	100.0	13	12	92.3	9	9	100.0			
		7103111	2023	1													42	42	100.0	42	37	88.1				42	24	57.1	23	20	87.0	19	9	47.4	12	11	91.7			

Province Districts	Centre Name	Centre Number	Exam Date	Quintile	Accounting			Agricultural Sciences			Business Studies			Economics			English First Additional Language			Geography			History			Life Sciences			Mathematical Literacy			Mathematics			Physical Sciences		
					Total Wrote	Achieved 30 - 100%	% Achieved at 30% and Above	Total Wrote	Achieved 30 - 100%	% Achieved at 30% and Above	Total Wrote	Achieved 30 - 100%	% Achieved at 30% and Above	Total Wrote	Achieved 30 - 100%	% Achieved at 30% and Above	Total Wrote	Achieved 30 - 100%	% Achieved at 30% and Above	Total Wrote	Achieved 30 - 100%	% Achieved at 30% and Above	Total Wrote	Achieved 30 - 100%	% Achieved at 30% and Above	Total Wrote	Achieved 30 - 100%	% Achieved at 30% and Above	Total Wrote	Achieved 30 - 100%	% Achieved at 30% and Above	Total Wrote	Achieved 30 - 100%	% Achieved at 30% and Above			
					SEKHUKHUNE SOUTH	MAMPURU TSEKE SECONDARY	7103404	2023	1				10	9	90.0					10	10	100.0							10	9	90.0					10	5
	MANG-LE-MANG SECONDARY	7103101	2024	1				45	41	91.1					45	45	100.0						28	27	96.4	33	28	84.8	26	23	88.5	19	13	68.4	17	16	94.1
		7103101	2023	1				76	56	73.7					76	75	98.7						44	30	68.2	63	39	61.9	41	31	75.6	35	8	22.9	32	14	43.8
	MANGOLWANE SENIOR SECONDARY	7103410	2024	1				42	42	100.0					42	42	100.0	30	30	100.0				42	42	100.0	29	29	100.0	13	13	100.0	12	12	100.0		
		7103410	2023	1				32	32	100.0					32	32	100.0	21	21	100.0				32	31	96.9	17	17	100.0	15	14	93.3	11	10	90.9		
	MANTLATLE SECONDARY	7101201	2024	1				47	33	70.2					70	70	100.0	70	63	90.0				70	52	74.3	42	37	88.1	28	13	46.4	23	21	91.3		
		7101201	2023	1				25	16	64.0					52	52	100.0	52	46	88.5				52	36	69.2	22	20	90.9	30	12	40.0	27	24	88.9		
	MANTLHANYANE SECONDARY	7102111	2024	1				8	4	50.0					8	8	100.0	5	4	80.0				8	4	50.0	4	2	50.0	4	0	0.0	3	3	100.0		
	MANYAKU SECONDARY	7103307	2024	1				81	75	92.6	30	27	90.0	18	16	88.9	80	80	100.0						64	57	89.1	25	25	100.0	56	41	73.2	50	44	88.0	
		7103307	2023	1	10	7	70.0	38	31	81.6	20	17	85.0	18	12	66.7	48	48	100.0						30	25	83.3	18	17	94.4	30	19	63.3	28	22	78.6	
	MAPHADIME SENIOR SECONDARY	7103403	2024	1				11	9	81.8					18	18	100.0	18	17	94.4				18	15	83.3				18	4	22.2	7	7	100.0		
		7103403	2023	1				6	3	50.0					19	19	100.0	19	15	78.9				19	15	78.9				19	12	63.2	13	13	100.0		
	MARESELENG HIGH	7103308	2024	1				35	35	100.0					15	13	86.7	35	35	100.0						35	33	94.3	8	8	100.0	27	11	40.7	20	14	70.0
		7103308	2023	1	5	4	80.0	34	32	94.1					5	4	80.0	34	34	100.0						29	22	75.9	5	5	100.0	29	16	55.2	29	19	65.5
	MARETELE SECONDARY	7102310	2024	1	9	6	66.7	33	21	63.6					42	42	100.0	33	23	69.7				42	28	66.7	32	23	71.9	10	7	70.0	9	6	66.7		
		7102310	2023	1	9	2	22.2	26	13	50.0					30	30	100.0	20	14	70.0				30	17	56.7	23	16	69.6	7	6	85.7	5	5	100.0		
	MASEMOLA SENIOR SECONDARY	7101104	2024	1				23	22	95.7					23	23	100.0	16	16	100.0				23	21	91.3	16	16	100.0	7	5	71.4	7	5	71.4		
		7101104	2023	1				21	16	76.2					21	21	100.0	14	14	100.0				21	15	71.4	11	9	81.8	10	4	40.0	7	5	71.4		

Province Districts	Centre Name	Centre Number	Exam Date	Quintile	Accounting			Agricultural Sciences			Business Studies			Economics			English First Additional Language			Geography			History			Life Sciences			Mathematical Literacy			Mathematics			Physical Sciences		
					Total Wrote	Achieved 30 - 100%	% Achieved at 30% and Above	Total Wrote	Achieved 30 - 100%	% Achieved at 30% and Above	Total Wrote	Achieved 30 - 100%	% Achieved at 30% and Above	Total Wrote	Achieved 30 - 100%	% Achieved at 30% and Above	Total Wrote	Achieved 30 - 100%	% Achieved at 30% and Above	Total Wrote	Achieved 30 - 100%	% Achieved at 30% and Above	Total Wrote	Achieved 30 - 100%	% Achieved at 30% and Above	Total Wrote	Achieved 30 - 100%	% Achieved at 30% and Above	Total Wrote	Achieved 30 - 100%	% Achieved at 30% and Above	Total Wrote	Achieved 30 - 100%	% Achieved at 30% and Above	Total Wrote	Achieved 30 - 100%	% Achieved at 30% and Above
					SEKHUKHUNE SOUTH	MASERUMULE SECONDARY	7102206	2024	1	11	10	90.9	52	49	94.2	11	11	100.0	11	11	100.0	63	63	100.0	23	20	87.0				29	28	96.6	34	34	100.0	29
		7102206	2023	1	15	15	100.0	64	45	70.3	15	15	100.0	15	15	100.0	79	79	100.0	24	17	70.8				40	33	82.5	39	33	84.6	40	29	72.5	40	25	62.5
	MATAILANE SECONDARY SCHOOL	7102412	2024	2				31	22	71.0							50	50	100.0	19	14	73.7				50	28	56.0	30	26	86.7	20	2	10.0	18	14	77.8
		7102412	2023	2	9	3	33.3	37	18	48.6				9	3	33.3	63	63	100.0	17	8	47.1				54	19	35.2	36	20	55.6	27	6	22.2	23	12	52.2
	MATHUME SECONDARY	7101106	2024	1				27	25	92.6							27	27	100.0	27	26	96.3				27	25	92.6	16	15	93.8	11	7	63.6			
		7101106	2023	1				21	17	81.0							21	21	100.0	21	20	95.2				21	19	90.5	12	11	91.7	9	9	100.0			
	MATLEBJOANE SECONDARY	7101110	2024	1	8	8	100.0				21	20	95.2	15	11	73.3	46	46	100.0	38	38	100.0				31	30	96.8	21	21	100.0	25	21	84.0	25	20	80.0
		7101110	2023	1	12	12	100.0				21	18	85.7	19	13	68.4	51	51	100.0	39	35	89.7				32	27	84.4	33	30	90.9	18	14	77.8	30	22	73.3
	MATSHELE SECONDARY	7103401	2024	1				48	45	93.8							48	48	100.0	48	40	83.3				48	44	91.7	29	26	89.7	19	13	68.4			
		7103401	2023	1													46	45	97.8	46	31	67.4	36	26	72.2	46	28	60.9	25	19	76.0	21	11	52.4	10	8	80.0
	MATSHUMANE SECONDARY	7102106	2024	2	8	6	75.0	73	50	68.5							119	119	100.0	93	69	74.2				119	77	64.7	52	44	84.6	67	25	37.3	38	26	68.4
		7102106	2023	2	9	9	100.0	72	55	76.4							110	110	100.0	79	61	77.2				110	85	77.3	40	30	75.0	70	43	61.4	48	45	93.8
	MMAKOPI SECONDARY	7101102	2024	1				36	34	94.4							36	36	100.0	19	18	94.7				36	34	94.4	15	13	86.7	21	17	81.0	17	17	100.0
		7101102	2023	1				29	29	100.0							29	29	100.0	17	17	100.0				29	29	100.0	11	11	100.0	18	15	83.3	12	12	100.0
	MMAMOKOKGOLUSHI SECONDARY	7102302	2024	1	6	6	100.0	118	114	96.6				11	7	63.6	118	118	100.0	49	46	93.9				112	89	79.5	54	52	96.3	64	58	90.6	58	40	69.0
		7102302	2023	1				85	75	88.2				16	1	6.3	85	85	100.0	26	23	88.5				85	70	82.4	42	36	85.7	43	33	76.7	43	32	74.4
	MMAUWANE SECONDARY	7102101	2024	1				10	10	100.0				10	10	100.0	10	10	100.0							10	10	100.0	10	10	100.0						
		7102101	2023	1				17	15	88.2				17	12	70.6	17	17	100.0							17	16	94.1	17	15	88.2						
	MODIPADI SECONDARY	7101206	2024	1													37	37	100.0	21	20	95.2				37	30	81.1	18	15	83.3	19	6	31.6	16	15	93.8
		7101206	2023	1													36	36	100.0	20	17	85.0				36	26	72.2	20	17	85.0	16	10	62.5	16	13	81.3



Province Districts	Centre Name	Centre Number	Exam Date	Quintile	Accounting			Agricultural Sciences			Business Studies			Economics			English First Additional Language			Geography			History			Life Sciences			Mathematical Literacy			Mathematics			Physical Sciences					
					Total Wrote	Achieved 30 - 100%	% Achieved at 30% and Above	Total Wrote	Achieved 30 - 100%	% Achieved at 30% and Above	Total Wrote	Achieved 30 - 100%	% Achieved at 30% and Above	Total Wrote	Achieved 30 - 100%	% Achieved at 30% and Above	Total Wrote	Achieved 30 - 100%	% Achieved at 30% and Above	Total Wrote	Achieved 30 - 100%	% Achieved at 30% and Above	Total Wrote	Achieved 30 - 100%	% Achieved at 30% and Above	Total Wrote	Achieved 30 - 100%	% Achieved at 30% and Above	Total Wrote	Achieved 30 - 100%	% Achieved at 30% and Above	Total Wrote	Achieved 30 - 100%	% Achieved at 30% and Above						
					SEKHUKHUNE SOUTH	MOGADIME SECONDARY	7103303	2024	1				25	2	8.0	25	4	16.0	25	1	4.0	25	24	96.0										25	5	20.0				
	7103303	2023	1					31	11	35.5	31	12	38.7	31	12	38.7	31	30	96.8										31	19	61.3									
MOGUDI SECONDARY	7103209	2024	2	15		9	60.0										15	15	100.0							15	10	66.7				15	5	33.3	15	9	60.0			
	7103209	2023	2	11		8	72.7										11	11	100.0							11	4	36.4				11	5	45.5	11	6	54.5			
MOHLABETSI SECONDARY SCHOOL	7104301	2024	1	13		5	38.5	24	16	66.7	13	6	46.2	13	6	46.2	47	47	100.0	34	29	85.3	10	10	100.0	34	9	26.5	29	25	86.2	18	1	5.6						
	7104301	2023	1														7	7	100.0	7	6	85.7	7	3	42.9	7	3	42.9	7	5	71.4									
MOHLAMME SECONDARY SCHOOL	7104202	2024	2								62	36	58.1	35	22	62.9	113	113	100.0	48	47	97.9	70	51	72.9	87	54	62.1	73	48	65.8	42	30	71.4	42	26	61.9			
	7104202	2023	2	32		6	18.8				32	18	56.3	32	15	46.9	125	124	99.2	93	69	74.2	40	22	55.0	93	49	52.7	72	46	63.9	53	25	47.2	53	26	49.1			
MOHLAREKOMA SECONDARY SCHOOL	7104101	2024	1	8		7	87.5				15	14	93.3	13	8	61.5	46	46	100.0	33	28	84.8				33	13	39.4	29	29	100.0	17	8	47.1	25	14	56.0			
	7104101	2023	1	22		7	31.8				33	16	48.5	25	7	28.0	47	47	100.0	25	20	80.0				25	19	76.0	34	24	70.6	13	4	30.8	11	10	90.9			
MOHLODI SECONDARY	7102305	2024	1					27	19	70.4							27	27	100.0	14	7	50.0				27	19	70.4				27	6	22.2	13	10	76.9			
	7102305	2023	1					15	9	60.0							15	15	100.0	6	3	50.0				15	5	33.3				15	3	20.0	9	3	33.3			
MOKGAPI SECONDARY	7103402	2024	1											13	6	46.2	13	13	100.0	13	13	100.0				13	12	92.3	11	11	100.0	2	1	50.0						
	7103402	2023	1											15	6	40.0	15	15	100.0	15	12	80.0				15	10	66.7	10	10	100.0	5	1	20.0						
MOKGERETLI SECONDARY	7102208	2024	1					29	29	100.0				15	8	53.3	59	59	100.0	50	50	100.0				33	33	100.0	26	26	100.0	33	18	54.5	24	23	95.8			
	7102208	2023	1					16	16	100.0				8	8	100.0	65	65	100.0	56	56	100.0				52	43	82.7	12	12	100.0	53	28	52.8	50	44	88.0			
MOKGOMA MATLALA SECONDARY	7103505	2023	2								7	0	0.0	5	0	0.0	16	12	75.0	16	3	18.8				11	2	18.2				15	0	0.0	9	1	11.1			
MOKGUBI SECONDARY	7101311	2024	1					9	8	88.9	24	18	75.0	20	7	35.0	29	29	100.0							29	20	69.0	19	14	73.7	10	1	10.0	5	3	60.0			
	7101311	2023	1							17	2	11.8	22	4	18.2	22	19	86.4							22	7	31.8	15	5	33.3	7	0	0.0	5	2	40.0				

Province Districts	Centre Name	Centre Number	Exam Date	Quintile	Accounting			Agricultural Sciences			Business Studies			Economics			English First Additional Language			Geography			History			Life Sciences			Mathematical Literacy			Mathematics			Physical Sciences		
					Total Wrote	Achieved 30 - 100%	% Achieved at 30% and Above	Total Wrote	Achieved 30 - 100%	% Achieved at 30% and Above	Total Wrote	Achieved 30 - 100%	% Achieved at 30% and Above	Total Wrote	Achieved 30 - 100%	% Achieved at 30% and Above	Total Wrote	Achieved 30 - 100%	% Achieved at 30% and Above	Total Wrote	Achieved 30 - 100%	% Achieved at 30% and Above	Total Wrote	Achieved 30 - 100%	% Achieved at 30% and Above	Total Wrote	Achieved 30 - 100%	% Achieved at 30% and Above	Total Wrote	Achieved 30 - 100%	% Achieved at 30% and Above	Total Wrote	Achieved 30 - 100%	% Achieved at 30% and Above	Total Wrote	Achieved 30 - 100%	% Achieved at 30% and Above
					SEKHUKHUNE SOUTH	MOKONEAMABULA SECONDARY	7103305	2024	1	14	7	50.0	32	25	78.1	27	25	92.6	25	23	92.0	46	46	100.0							21	20	95.2	22	22	100.0	24
		7103305	2023	1	11	7	63.6	31	16	51.6	22	16	72.7	22	16	72.7	42	42	100.0							20	18	90.0	20	15	75.0	22	16	72.7	20	17	85.0
	MOLEBELEDI SECONDARY	7101208	2024	1				10	10	100.0							10	10	100.0	10	10	100.0				10	10	100.0	4	3	75.0	6	3	50.0			
		7101208	2023	1				12	12	100.0							12	12	100.0	12	12	100.0				12	11	91.7	5	5	100.0	7	3	42.9			
	MOLOMOTOATAU SECONDARY	7101109	2024	1				19	10	52.6	19	12	63.2				19	19	100.0							19	9	47.4	19	15	78.9						
		7101109	2023	1				33	14	42.4							33	33	100.0	33	10	30.3				33	9	27.3	33	8	24.2						
	MOLWETSI SENIOR	7103408	2024	1	9	7	77.8	63	54	85.7				6	4	66.7	72	72	100.0	32	21	65.6				72	49	68.1	31	26	83.9	41	20	48.8	34	25	73.5
		7103408	2023	1	12	8	66.7	54	51	94.4				9	8	88.9	66	65	98.5	23	19	82.6				66	55	83.3	18	17	94.4	48	19	39.6	34	20	58.8
	MONAMODI MATSEPE SECONDARY	7103203	2024	2				29	21	72.4	24	14	58.3	42	31	73.8	52	52	100.0	23	23	100.0				28	21	75.0	34	29	85.3	18	9	50.0	10	6	60.0
		7103203	2023	2				22	16	72.7	21	13	61.9	23	20	87.0	45	45	100.0	28	25	89.3				24	17	70.8	28	24	85.7	17	11	64.7	17	9	52.9
	MONYAKU SECONDARY	7101111	2024	1										15	8	53.3	27	26	96.3	27	23	85.2				27	18	66.7				27	4	14.8	12	7	58.3
		7101111	2023	1										20	15	75.0	35	35	100.0	35	33	94.3				35	27	77.1				35	7	20.0	15	11	73.3
	MOREKO SENIOR SECONDARY	7102203	2024	2	35	32	91.4	88	88	100.0	11	10	90.9	36	27	75.0	156	156	100.0	33	33	100.0				131	131	100.0	29	29	100.0	127	121	95.3	106	106	100.0
		7102203	2023	2	68	65	95.6	89	89	100.0	14	13	92.9	49	46	93.9	175	175	100.0	18	18	100.0				155	152	98.1	22	20	90.9	153	130	85.0	120	119	99.2
	MOSHATE SENIOR SECONDARY	7103208	2024	1				13	9	69.2				27	14	51.9	39	35	89.7	26	18	69.2				38	12	31.6	27	11	40.7	9	2	22.2	11	5	45.5
		7103208	2023	1				25	18	72.0	18	8	44.4	18	9	50.0	47	47	100.0	22	13	59.1				29	22	75.9	18	12	66.7	29	14	48.3	29	18	62.1
	MOTEANE SECONDARY	7102311	2024	2				38	31	81.6							38	38	100.0	23	20	87.0				38	23	60.5	18	16	88.9	20	19	95.0	15	14	93.3
		7102311	2023	2				52	44	84.6							52	52	100.0	34	29	85.3				52	36	69.2	21	20	95.2	31	16	51.6	18	18	100.0
	MOTJEDI SECONDARY	7103210	2024	1										75	60	80.0	189	189	100.0	189	172	91.0				189	115	60.8	75	65	86.7	114	37	32.5	114	73	64.0
		7103210	2023	1										82	41	50.0	178	178	100.0	178	129	72.5				178	91	51.1	82	50	61.0	96	49	51.0	96	50	52.1

Province Districts	Centre Name	Centre Number	Exam Date	Quintile	Accounting			Agricultural Sciences			Business Studies			Economics			English First Additional Language			Geography			History			Life Sciences			Mathematical Literacy			Mathematics			Physical Sciences		
					Total Wrote	Achieved 30 - 100%	% Achieved at 30% and Above	Total Wrote	Achieved 30 - 100%	% Achieved at 30% and Above	Total Wrote	Achieved 30 - 100%	% Achieved at 30% and Above	Total Wrote	Achieved 30 - 100%	% Achieved at 30% and Above	Total Wrote	Achieved 30 - 100%	% Achieved at 30% and Above	Total Wrote	Achieved 30 - 100%	% Achieved at 30% and Above	Total Wrote	Achieved 30 - 100%	% Achieved at 30% and Above	Total Wrote	Achieved 30 - 100%	% Achieved at 30% and Above	Total Wrote	Achieved 30 - 100%	% Achieved at 30% and Above	Total Wrote	Achieved 30 - 100%	% Achieved at 30% and Above	Total Wrote	Achieved 30 - 100%	% Achieved at 30% and Above
					SEKUKHUNE SOUTH	MOTODI SECONDARY	7103506	2024	2				15	10	66.7							15	15	100.0	9	7	77.8				15	10	66.7				15
	7103506	2023	2					8	5	62.5							7	7	100.0	8	5	62.5				8	5	62.5				8	0	0.0			
MOTSWALEDI SECONDARY	7102207	2024	1					6	5	83.3							6	6	100.0							6	4	66.7				6	1	16.7	6	3	50.0
	7102207	2023	1					11	8	72.7							11	11	100.0							11	8	72.7				11	3	27.3	11	10	90.9
MOTUBATSE SECONDARY	7101105	2024	1					70	53	75.7							70	70	100.0	57	51	89.5				70	43	61.4	46	38	82.6	24	15	62.5	13	10	76.9
	7101105	2023	1					57	45	78.9							57	57	100.0	43	39	90.7				57	43	75.4	31	22	71.0	26	10	38.5	14	11	78.6
MPHAGE SECONDARY SCHOOL	7103205	2024	2					53	42	79.2				28	19	67.9	53	52	98.1							53	36	67.9	28	22	78.6	25	22	88.0	25	21	84.0
	7103205	2023	2	13		12	92.3	34	25	73.5				20	11	55.0	47	47	100.0							47	32	68.1	20	15	75.0	27	24	88.9	27	23	85.2
MPHAHLELE SECONDARY	7103510	2024	1					30	15	50.0							60	60	100.0	60	49	81.7	17	12	70.6	60	25	41.7	38	21	55.3	22	8	36.4	13	7	53.8
	7103510	2023	1					14	11	78.6							50	49	98.0	50	41	82.0	20	15	75.0	50	22	44.0	23	13	56.5	27	6	22.2	16	6	37.5
MPHEGOLLE SECONDARY	7103405	2024	1					34	29	85.3							54	54	100.0	54	46	85.2				54	43	79.6				54	35	64.8	20	18	90.0
	7103405	2023	1					12	12	100.0							34	34	100.0	34	33	97.1				34	34	100.0				34	28	82.4	22	21	95.5
MPHELE A MPHELE SECONDARY	7102108	2024	1					23	20	87.0							35	35	100.0	35	33	94.3				35	33	94.3	23	22	95.7	12	10	83.3	12	12	100.0
	7102108	2023	1					19	14	73.7							32	32	100.0	32	28	87.5				32	23	71.9	19	16	84.2	13	7	53.8	13	12	92.3
MPHEZULU SECONDARY	7102403	2024	2	29		18	62.1	71	68	95.8	29	24	82.8	29	16	55.2	120	120	100.0	22	22	100.0				71	62	87.3	47	42	89.4	53	32	60.4	49	35	71.4
	7102403	2023	2	19		10	52.6	66	59	89.4	19	16	84.2	19	12	63.2	102	102	100.0	14	14	100.0				66	50	75.8	30	25	83.3	72	29	40.3	52	36	69.2
MPOLE SECONDARY	7101310	2024	1								17	12	70.6				33	32	97.0							33	26	78.8	17	13	76.5	16	6	37.5	16	13	81.3
	7101310	2023	1								32	22	68.8				32	31	96.9							32	22	68.8	20	15	75.0	12	6	50.0	12	11	91.7
NALA SECONDARY SCHOOL	7104201	2024	2	8		5	62.5				36	25	69.4	8	4	50.0	85	85	100.0	77	77	100.0				77	62	80.5	30	26	86.7	55	37	67.3	49	42	85.7
	7104201	2023	2	31		18	58.1				63	54	85.7	31	20	64.5	118	118	100.0	82	80	97.6				87	72	82.8	43	41	95.3	75	44	58.7	60	51	85.0

Province Districts	Centre Name	Centre Number	Exam Date	Quintile	Accounting			Agricultural Sciences			Business Studies			Economics			English First Additional Language			Geography			History			Life Sciences			Mathematical Literacy			Mathematics			Physical Sciences						
					Total Wrote	Achieved 30 - 100%	% Achieved at 30% and Above	Total Wrote	Achieved 30 - 100%	% Achieved at 30% and Above	Total Wrote	Achieved 30 - 100%	% Achieved at 30% and Above	Total Wrote	Achieved 30 - 100%	% Achieved at 30% and Above	Total Wrote	Achieved 30 - 100%	% Achieved at 30% and Above	Total Wrote	Achieved 30 - 100%	% Achieved at 30% and Above	Total Wrote	Achieved 30 - 100%	% Achieved at 30% and Above	Total Wrote	Achieved 30 - 100%	% Achieved at 30% and Above	Total Wrote	Achieved 30 - 100%	% Achieved at 30% and Above	Total Wrote	Achieved 30 - 100%	% Achieved at 30% and Above	Total Wrote	Achieved 30 - 100%	% Achieved at 30% and Above				
					SEKHUKHUNE SOUTH	NALEDI-YA-MESO SECONDARY	7103211	2024	1	17	4	23.5				17	12	70.6	17	7	41.2	17	17	100.0										17	14	82.4					
		7103211	2023	1	25	4	16.0				25	13	52.0	25	10	40.0	25	25	100.0									25	18	72.0											
	NAMUDI SECONDARY	7102304	2024	1				12	11	91.7							12	12	100.0	7	7	100.0					12	11	91.7						12	3	25.0	5	5	100.0	
		7102304	2023	1				1	1	100.0							1	1	100.0	1	1	100.0					1	0	0.0					1	0	0.0					
	NAPE-A-NGWATO HIGH	7103507	2024	2				40	29	72.5	47	33	70.2	29	22	75.9	66	66	100.0	26	19	73.1					37	26	70.3	42	31	73.8	24	12	50.0	19	15	78.9			
		7103507	2023	2				23	18	78.3	11	9	81.8	12	8	66.7	41	41	100.0	31	27	87.1					29	25	86.2	20	19	95.0	21	14	66.7	17	13	76.5			
	NDENDEKA HIGH	7103107	2024	1							21	20	95.2	19	14	73.7	46	46	100.0								27	25	92.6	20	19	95.0	26	15	57.7	25	23	92.0			
		7103107	2023	1							18	10	55.6	16	10	62.5	44	44	100.0								28	18	64.3	17	12	70.6	27	9	33.3	26	17	65.4			
	NGALE SECONDARY	7103409	2024	1				53	49	92.5							68	68	100.0	68	63	92.6					68	58	85.3	47	43	91.5	21	19	90.5	15	11	73.3			
		7103409	2023	1				46	38	82.6							63	63	100.0	60	54	90.0					62	48	77.4	38	30	78.9	25	20	80.0	20	12	60.0			
	NGULU HIGH	7103109	2024	1													59	59	100.0	45	42	93.3	27	27	100.0	32	28	87.5	45	34	75.6	14	6	42.9	14	11	78.6				
		7103109	2023	1													68	68	100.0	38	32	84.2	23	22	95.7	46	38	82.6	38	27	71.1	31	9	29.0	31	24	77.4				
	NGWANAKWENA SECONDARY	7103511	2024	1	9	6	66.7	89	56	62.9	8	7	87.5	10	8	80.0	98	98	100.0	54	39	72.2					90	50	55.6	63	50	79.4	35	22	62.9	34	20	58.8			
		7103511	2023	1	12	10	83.3	98	57	58.2	11	9	81.8	17	13	76.5	110	107	97.3	55	32	58.2					99	51	51.5	69	42	60.9	41	25	61.0	38	24	63.2			
	NGWANAMASHILE SENIOR SECONDARY	7103304	2024	1	9	9	100.0	37	32	86.5	26	25	96.2	27	25	92.6	46	46	100.0								20	20	100.0	24	22	91.7	22	18	81.8	19	18	94.7			
		7103304	2023	1	7	6	85.7	40	27	67.5	30	25	83.3	36	23	63.9	47	47	100.0								17	17	100.0	32	28	87.5	15	13	86.7	11	11	100.0			
	NGWANATSHWANE SECONDARY	7101302	2024	1				16	16	100.0							107	107	100.0	91	85	93.4					107	100	93.5				107	50	46.7	72	65	90.3			
		7101302	2023	1							1	1	100.0				70	70	100.0	69	69	100.0					70	66	94.3	32	32	100.0	38	36	94.7	38	38	100.0			
	NGWATO-A-MPHELA PUBLIC SCHOOL	7104204	2024	2	9	6	66.7				18	17	94.4	10	9	90.0	39	39	100.0	30	29	96.7					29	22	75.9	18	17	94.4	21	18	85.7	21	14	66.7			
		7104204	2023	2	8	3	37.5				8	5	62.5	23	9	39.1	44	44	100.0	36	28	77.8					36	19	52.8	23	17	73.9	21	3	14.3	21	12	57.1			

Province Districts	Centre Name	Centre Number	Exam Date	Quintile	Accounting			Agricultural Sciences			Business Studies			Economics			English First Additional Language			Geography			History			Life Sciences			Mathematical Literacy			Mathematics			Physical Sciences		
					Total Wrote	Achieved 30 - 100%	% Achieved at 30% and Above	Total Wrote	Achieved 30 - 100%	% Achieved at 30% and Above	Total Wrote	Achieved 30 - 100%	% Achieved at 30% and Above	Total Wrote	Achieved 30 - 100%	% Achieved at 30% and Above	Total Wrote	Achieved 30 - 100%	% Achieved at 30% and Above	Total Wrote	Achieved 30 - 100%	% Achieved at 30% and Above	Total Wrote	Achieved 30 - 100%	% Achieved at 30% and Above	Total Wrote	Achieved 30 - 100%	% Achieved at 30% and Above	Total Wrote	Achieved 30 - 100%	% Achieved at 30% and Above	Total Wrote	Achieved 30 - 100%	% Achieved at 30% and Above	Total Wrote	Achieved 30 - 100%	% Achieved at 30% and Above
					SEKHUKHUNE SOUTH	NKGONYELETSE SECONDARY	7101203	2024	1	6	6	100.0	42	34	81.0				35	28	80.0	56	56	100.0							28	28	100.0	34	29	85.3	22
		7101203	2023	1	18	15	83.3							28	18	64.3	50	50	100.0							50	38	76.0	26	22	84.6	24	16	66.7	22	16	72.7
	NTSHEBELE SECONDARY	7102308	2024	1				44	24	54.5							82	82	100.0	44	35	79.5				38	34	89.5	44	34	77.3	38	23	60.5	38	28	73.7
		7102308	2023	1				43	17	39.5							74	74	100.0	43	34	79.1				31	24	77.4	43	34	79.1	31	19	61.3	31	24	77.4
	NTSHIBA SECONDARY SCHOOL	7104410	2024	2	16	11	68.8				19	19	100.0	19	19	100.0	32	32	100.0	16	11	68.8				13	6	46.2	19	19	100.0	13	5	38.5	13	5	38.5
		7104410	2023	2	26	12	46.2				26	23	88.5	27	23	85.2	42	41	97.6	16	11	68.8				16	11	68.8	27	22	81.5	16	6	37.5	16	9	56.3
	OR TAMBO COMPREHENSIVE SCHOOL	7104207	2024	2	14	9	64.3				14	10	71.4				60	60	100.0							15	7	46.7				29	5	17.2	15	6	40.0
		7104207	2023	2	8	2	25.0				8	6	75.0				78	70	89.7							24	14	58.3				32	3	9.4	24	6	25.0
	OR TAMBO REPEAT PART-TIME	7104231	2023	99	10	2	20.0				10	2	20.0	10	2	20.0	41	40	97.6	31	25	80.6	8	6	75.0	31	13	41.9				41	5	12.2	23	8	34.8
	PEZUNGA SECONDARY SCHOOL	7104403	2024	1													16	16	100.0	16	13	81.3	9	6	66.7	16	9	56.3	9	8	88.9	7	2	28.6	7	3	42.9
		7104403	2023	1													33	33	100.0	33	26	78.8	25	21	84.0	33	15	45.5	24	17	70.8	9	3	33.3	8	8	100.0
	PHATAMETSANE SECONDARY	7102201	2024	2				21	19	90.5							33	33	100.0	19	18	94.7				33	28	84.8	18	16	88.9	15	2	13.3	14	12	85.7
		7102201	2023	2				20	18	90.0							37	36	97.3	21	18	85.7				37	21	56.8	21	20	95.2	16	8	50.0	16	15	93.8
	PHIRIAGAE SECONDARY	7102112	2024	1				18	13	72.2							18	18	100.0	15	12	80.0				18	12	66.7	13	8	61.5	5	1	20.0	3	2	66.7
		7102112	2023	1				31	18	58.1							31	30	96.8	21	18	85.7				31	17	54.8	17	11	64.7	14	3	21.4	10	5	50.0
	PHOKANOKA HIGH	7103103	2024	1							18	18	100.0	61	58	95.1	86	86	100.0	87	86	98.9				69	53	76.8	61	59	96.7	26	11	42.3	26	15	57.7
		7103103	2023	1	6	5	83.3				14	12	85.7	44	38	86.4	73	73	100.0	67	67	100.0				59	49	83.1	43	36	83.7	30	9	30.0	29	25	86.2
	PHOROANE SECONDARY	7101103	2024	1				42	36	85.7							43	43	100.0	36	33	91.7				43	36	83.7	31	29	93.5	12	7	58.3	8	7	87.5
		7101103	2023	1				35	31	88.6							37	37	100.0	28	28	100.0				37	36	97.3	21	20	95.2	16	14	87.5	11	11	100.0

Province Districts	Centre Name	Centre Number	Exam Date	Quintile	Accounting			Agricultural Sciences			Business Studies			Economics			English First Additional Language			Geography			History			Life Sciences			Mathematical Literacy			Mathematics			Physical Sciences					
					Total Wrote	Achieved 30 - 100%	% Achieved at 30% and Above	Total Wrote	Achieved 30 - 100%	% Achieved at 30% and Above	Total Wrote	Achieved 30 - 100%	% Achieved at 30% and Above	Total Wrote	Achieved 30 - 100%	% Achieved at 30% and Above	Total Wrote	Achieved 30 - 100%	% Achieved at 30% and Above	Total Wrote	Achieved 30 - 100%	% Achieved at 30% and Above	Total Wrote	Achieved 30 - 100%	% Achieved at 30% and Above	Total Wrote	Achieved 30 - 100%	% Achieved at 30% and Above	Total Wrote	Achieved 30 - 100%	% Achieved at 30% and Above	Total Wrote	Achieved 30 - 100%	% Achieved at 30% and Above	Total Wrote	Achieved 30 - 100%	% Achieved at 30% and Above			
					SEKHUKHUNE SOUTH	PHUTI-KWENA SECONDARY	7101204	2024	1				11	9	81.8				36	32	88.9	56	56	100.0	45	45	100.0				56	50	89.3	33	32	97.0	23	19	82.6	20
		7101204	2023	1				11	11	100.0				19	11	57.9	35	35	100.0	24	23	95.8				35	30	85.7	16	15	93.8	19	19	100.0	16	16	100.0			
	PONTI SECONDARY	7102105	2024	1				99	90	90.9							99	99	100.0	43	42	97.7				99	96	97.0	39	38	97.4	60	43	71.7	55	48	87.3			
		7102105	2023	1				88	84	95.5							88	88	100.0	45	41	91.1				88	74	84.1	36	34	94.4	52	38	73.1	43	40	93.0			
	RAMATSHAGALALA SECONDARY SCHOOL	7104305	2024	1				117	111	94.9	25	17	68.0				193	193	100.0	120	104	86.7	76	66	86.8	117	107	91.5	145	123	84.8	48	25	52.1	48	30	62.5			
		7104305	2023	1				80	77	96.3	14	13	92.9				133	133	100.0	84	66	78.6	54	41	75.9	80	74	92.5	99	77	77.8	35	22	62.9	35	21	60.0			
	RAMOGOSETSI MAGANA SECONDARY SCHOOL	7104203	2024	2	25	21	84.0				46	39	84.8	62	45	72.6	84	84	100.0	60	60	100.0				39	29	74.4	56	50	89.3	29	22	75.9	23	18	78.3			
		7104203	2023	2	28	23	82.1				52	42	80.8	63	49	77.8	87	87	100.0	59	52	88.1				35	29	82.9	58	53	91.4	29	16	55.2	24	22	91.7			
	RANTOBENG SECONDARY	7101202	2024	1	35	32	91.4							61	60	98.4	236	236	100.0	234	228	97.4				174	162	93.1	141	138	97.9	95	88	92.6	93	92	98.9			
		7101202	2023	1	48	42	87.5							72	64	88.9	229	229	100.0	229	225	98.3				157	143	91.1	126	121	96.0	103	93	90.3	99	95	96.0			
	REBONE SECONDARY	7102103	2024	1				97	94	96.9							109	109	100.0							97	94	96.9				96	69	71.9	97	73	75.3			
		7102103	2023	1				170	128	75.3							170	169	99.4							170	117	68.8				170	62	36.5	170	83	48.8			
	REFILWE SECONDARY	7103201	2024	2				198	153	77.3							199	198	99.5							197	144	73.1	115	107	93.0	84	54	64.3	84	69	82.1			
		7103201	2023	2				185	158	85.4							185	185	100.0							185	160	86.5	109	107	98.2	76	54	71.1	76	70	92.1			
	REFILWE SECONDARY SCHOOL	7104407	2024	2	12	5	41.7				23	13	56.5	23	9	39.1	23	23	100.0	11	3	27.3							23	19	82.6									
		7104407	2023	2	8	5	62.5				8	8	100.0	8	8	100.0	8	8	100.0										8	8	100.0									
	REITOMETJE SECONDARY SCHOOL	7104306	2024	2													35	35	100.0	35	35	100.0	35	35	100.0	10	9	90.0	35	35	100.0									
		7104306	2023	2													13	13	100.0	13	13	100.0	11	11	100.0	13	8	61.5	11	11	100.0	2	2	100.0	2	2	100.0	2	2	100.0
	REKHUDITSE SECONDARY SCHOOL	7104406	2024	2	21	17	81.0	20	15	75.0	21	13	61.9	21	14	66.7	121	121	100.0	100	84	84.0	38	32	84.2	100	77	77.0	79	72	91.1	42	32	76.2	42	25	59.5			
		7104406	2023	2	21	17	81.0	19	16	84.2	21	17	81.0	21	17	81.0	93	93	100.0	71	65	91.5	22	19	86.4	72	53	73.6	61	53	86.9	32	20	62.5	32	28	87.5			

Province Districts	Centre Name	Centre Number	Exam Date	Quintile	Accounting			Agricultural Sciences			Business Studies			Economics			English First Additional Language			Geography			History			Life Sciences			Mathematical Literacy			Mathematics			Physical Sciences		
					Total Wrote	Achieved 30 - 100%	% Achieved at 30% and Above	Total Wrote	Achieved 30 - 100%	% Achieved at 30% and Above	Total Wrote	Achieved 30 - 100%	% Achieved at 30% and Above	Total Wrote	Achieved 30 - 100%	% Achieved at 30% and Above	Total Wrote	Achieved 30 - 100%	% Achieved at 30% and Above	Total Wrote	Achieved 30 - 100%	% Achieved at 30% and Above	Total Wrote	Achieved 30 - 100%	% Achieved at 30% and Above	Total Wrote	Achieved 30 - 100%	% Achieved at 30% and Above	Total Wrote	Achieved 30 - 100%	% Achieved at 30% and Above	Total Wrote	Achieved 30 - 100%	% Achieved at 30% and Above	Total Wrote	Achieved 30 - 100%	% Achieved at 30% and Above
					SEKHUKHUNE SOUTH	REPHAFOGILE SECONDARY SCHOOL	7104404	2024	2	9	8	88.9	35	35	100.0	9	9	100.0	9	9	100.0	58	58	100.0	14	13	92.9	14	14	100.0	49	49	100.0	24	24	100.0	34
		7104404	2023	2	11	5	45.5	27	18	66.7	11	7	63.6	11	3	27.3	83	83	100.0	45	27	60.0	45	32	71.1	72	37	51.4	56	37	66.1	27	9	33.3	27	11	40.7
	SANGO COMBINED SCHOOL	7104102	2024	1	5	4	80.0				9	7	77.8				36	36	100.0									30	19	63.3	6	5	83.3				
		7104102	2023	1	9	6	66.7				9	8	88.9				22	22	100.0									13	12	92.3	9	6	66.7				
	SEBAKANAGA SECONDARY SCHOOL	7104302	2024	2	23	17	73.9	73	55	75.3	23	20	87.0	23	20	87.0	116	116	100.0	81	63	77.8	20	17	85.0	73	56	76.7	100	88	88.0	16	6	37.5	12	10	83.3
		7104302	2023	2	19	14	73.7	80	60	75.0	19	15	78.9	19	15	78.9	136	136	100.0	90	67	74.4	37	28	75.7	80	56	70.0	99	67	67.7	37	14	37.8	27	22	81.5
	SEBJALEBJALE SECONDARY SCHOOL	7104409	2024	2	17	15	88.2							18	13	72.2	40	40	100.0	23	21	91.3				40	31	77.5	18	16	88.9	22	13	59.1	22	9	40.9
		7104409	2023	2	13	8	61.5							20	20	100.0	33	33	100.0	20	20	100.0				33	32	97.0	20	20	100.0	13	7	53.8	13	10	76.9
	SEGOLOLA HIGH	7102405	2024	1	6	5	83.3	44	41	93.2	21	17	81.0	21	15	71.4	50	50	100.0							29	18	62.1	21	19	90.5	29	16	55.2	29	17	58.6
		7102405	2023	1	5	5	100.0	48	39	81.3	22	12	54.5	22	9	40.9	53	53	100.0							31	27	87.1	22	15	68.2	31	19	61.3	31	22	71.0
	SEOPO SENIOR SECONDARY	7102109	2024	1				40	32	80.0							40	40	100.0	28	27	96.4				40	30	75.0	26	24	92.3	14	9	64.3	12	12	100.0
		7102109	2023	1				40	33	82.5							40	40	100.0	23	21	91.3				40	34	85.0	17	17	100.0	23	16	69.6	17	16	94.1
	SEPHEU MOLEKE SECONDARY	7103407	2024	1				77	60	77.9							89	89	100.0	41	33	80.5	11	9	81.8	78	60	76.9	27	24	88.9	62	44	71.0	59	55	93.2
		7103407	2023	1				73	53	72.6							96	96	100.0	56	46	82.1	24	16	66.7	72	61	84.7	32	26	81.3	64	38	59.4	63	57	90.5
	SEREME COMBINED SCHOOL	7104205	2024	2	43	5	11.6	95	45	47.4	90	38	42.2	70	15	21.4	138	136	98.6							68	39	57.4	90	46	51.1	48	19	39.6	48	30	62.5
		7104205	2023	2	30	3	10.0	62	21	33.9	52	18	34.6	48	6	12.5	92	91	98.9							44	14	31.8	50	23	46.0	42	9	21.4	40	11	27.5
	SKHOSANA SECONDARY SCHOOL	7102410	2024	2							27	23	85.2	25	20	80.0	57	57	100.0	32	27	84.4				30	20	66.7	27	19	70.4	30	6	20.0	30	10	33.3
		7102410	2023	2							27	20	74.1	16	7	43.8	47	46	97.9	31	24	77.4				20	8	40.0	27	12	44.4	20	2	10.0	20	6	30.0
	ST GREGORIES COLLEGE	7104191	2024	99	24	23	95.8	34	33	97.1	20	20	100.0	31	26	83.9	27	27	100.0							38	36	94.7	28	28	100.0	29	27	93.1	26	25	96.2
		7104191	2023	99	32	30	93.8	37	36	97.3	30	30	100.0	40	32	80.0	36	36	100.0							39	39	100.0	32	31	96.9	37	32	86.5	30	30	100.0



Province Districts	Centre Name	Centre Number	Exam Date	Quintile	Accounting			Agricultural Sciences			Business Studies			Economics			English First Additional Language			Geography			History			Life Sciences			Mathematical Literacy			Mathematics			Physical Sciences		
					Total Wrote	Achieved 30 - 100%	% Achieved at 30% and Above	Total Wrote	Achieved 30 - 100%	% Achieved at 30% and Above	Total Wrote	Achieved 30 - 100%	% Achieved at 30% and Above	Total Wrote	Achieved 30 - 100%	% Achieved at 30% and Above	Total Wrote	Achieved 30 - 100%	% Achieved at 30% and Above	Total Wrote	Achieved 30 - 100%	% Achieved at 30% and Above	Total Wrote	Achieved 30 - 100%	% Achieved at 30% and Above	Total Wrote	Achieved 30 - 100%	% Achieved at 30% and Above	Total Wrote	Achieved 30 - 100%	% Achieved at 30% and Above	Total Wrote	Achieved 30 - 100%	% Achieved at 30% and Above	Total Wrote	Achieved 30 - 100%	% Achieved at 30% and Above
					SEKHUKHUNE SOUTH	ST JOSEFS SECONDARY SCHOOL	7104309	2024	2				19	14	73.7					72	72	100.0							24	9	37.5				24	4	16.7
		7104309	2023	2				24	18	75.0					119	119	100.0							40	26	65.0				46	19	41.3	41	22	53.7		
	ST PAUL'S HIGH	7103102	2024	2	9	9	100.0	30	29	96.7	9	9	100.0	9	9	100.0	129	129	100.0			120	118	98.3	119	115	96.6			129	66	51.2	90	88	97.8		
		7103102	2023	2	10	9	90.0	15	10	66.7	10	9	90.0	10	8	80.0	128	128	100.0			118	108	91.5	118	96	81.4			128	49	38.3	103	86	83.5		
	TADIMANE SECONDARY SCHOOL	7104304	2024	2	6	6	100.0	18	16	88.9	9	9	100.0	7	7	100.0	27	27	100.0	4	3	75.0			16	13	81.3	16	15	93.8	11	4	36.4	11	6	54.5	
		7104304	2023	2	6	3	50.0	37	25	67.6	13	7	53.8	13	3	23.1	50	49	98.0						37	19	51.4	32	19	59.4	18	6	33.3	11	8	72.7	
	TENYANE SECONDARY	7101303	2024	1	5	5	100.0	37	30	81.1	8	8	100.0	8	6	75.0	45	45	100.0	31	30	96.8			37	34	91.9	23	22	95.7	22	12	54.5	9	6	66.7	
		7101303	2023	1	10	9	90.0	47	38	80.9	13	12	92.3	13	11	84.6	60	60	100.0	39	30	76.9			47	34	72.3	38	28	73.7	22	10	45.5	11	10	90.9	
	THAKGUDI SECONDARY	7102110	2024	1				6	3	50.0						14	12	85.7	14	13	92.9			14	9	64.3			14	5	35.7	8	5	62.5			
		7102110	2023	1				7	5	71.4						23	23	100.0	23	21	91.3			23	19	82.6			23	6	26.1	16	15	93.8			
	THEJANE SECONDARY SCHOOL	7104308	2024	1							10	10	100.0	2	2	100.0	43	43	100.0	43	43	100.0	21	21	100.0	33	33	100.0	23	23	100.0	20	18	90.0	20	17	85.0
		7104308	2023	1							4	4	100.0	4	4	100.0	27	27	100.0	27	27	100.0	18	18	100.0	23	19	82.6	22	22	100.0	5	4	80.0	5	3	60.0
	THLAKO COMBINED SCHOOL	7104307	2024	2	5	5	100.0	72	57	79.2	28	26	92.9	28	20	71.4	146	146	100.0	114	100	87.7			118	89	75.4	84	70	83.3	62	34	54.8	49	24	49.0	
		7104307	2023	2	27	16	59.3	54	46	85.2	27	21	77.8	27	20	74.1	131	131	100.0	101	84	83.2			104	82	78.8	76	65	85.5	55	22	40.0	53	34	64.2	
	TJETJE SECONDARY SCHOOL	7102411	2024	2				70	47	67.1						116	115	99.1						70	49	70.0				95	33	34.7	70	33	47.1		
		7102411	2023	2				53	43	81.1						89	88	98.9						53	42	79.2				68	22	32.4	68	44	64.7		
	TLHAKANANG SECONDARY SCHOOL	7104402	2024	1				77	77	100.0						97	97	100.0	97	97	100.0			97	93	95.9	67	67	100.0	30	27	90.0	20	20	100.0		
		7104402	2023	1				57	57	100.0						81	81	100.0	81	80	98.8			81	76	93.8	43	43	100.0	38	36	94.7	24	24	100.0		
	TSHEGE SECONDARY	7103406	2024	1				28	19	67.9						34	34	100.0	28	25	89.3			34	25	73.5	18	14	77.8	16	4	25.0	12	7	58.3		
		7103406	2023	1				15	10	66.7						24	23	95.8	24	21	87.5			24	14	58.3	13	10	76.9	11	4	36.4	9	6	66.7		

Province Districts	Centre Name	Centre Number	Exam Date	Quintile	Accounting			Agricultural Sciences			Business Studies			Economics			English First Additional Language			Geography			History			Life Sciences			Mathematical Literacy			Mathematics			Physical Sciences			
					Total Wrote	Achieved 30 - 100%	% Achieved at 30% and Above	Total Wrote	Achieved 30 - 100%	% Achieved at 30% and Above	Total Wrote	Achieved 30 - 100%	% Achieved at 30% and Above	Total Wrote	Achieved 30 - 100%	% Achieved at 30% and Above	Total Wrote	Achieved 30 - 100%	% Achieved at 30% and Above	Total Wrote	Achieved 30 - 100%	% Achieved at 30% and Above	Total Wrote	Achieved 30 - 100%	% Achieved at 30% and Above	Total Wrote	Achieved 30 - 100%	% Achieved at 30% and Above	Total Wrote	Achieved 30 - 100%	% Achieved at 30% and Above	Total Wrote	Achieved 30 - 100%	% Achieved at 30% and Above	Total Wrote	Achieved 30 - 100%	% Achieved at 30% and Above	
					SEKHUKHUNE SOUTH	TSHIKANOSHI SECONDARY SCHOOL	7104408	2024	2	11	10	90.9	26	26	100.0	23	23	100.0	11	11	100.0	37	37	100.0							26	21	80.8	23	23	100.0	14	11
		7104408	2023	2	16	11	68.8	30	28	93.3	27	26	96.3	16	15	93.8	46	46	100.0							30	27	90.0	25	25	100.0	21	15	71.4	19	18	94.7	
	ZAMA ZAMA SECONDARY	7102401	2024	1	9	7	77.8	40	40	100.0	10	9	90.0				61	61	100.0	28	28	100.0				24	22	91.7	43	41	95.3	18	12	66.7	11	7	63.6	
		7102401	2023	1	15	5	33.3	18	11	61.1	15	15	100.0				60	60	100.0	26	24	92.3				19	18	94.7	28	25	89.3	32	17	53.1	27	12	44.4	
	ZAMOKUHLE HIGH	7102408	2024	1	12	11	91.7							70	39	55.7	160	160	100.0							90	80	88.9	123	111	90.2	37	24	64.9	31	29	93.5	
		7102408	2023	1	21	19	90.5							61	19	31.1	157	156	99.4							97	83	85.6	115	95	82.6	43	21	48.8	24	23	95.8	
VHEMBE EAST	ADOLF MHINGA HIGH	7061401	2024	1	20	6	30.0	72	59	81.9	20	13	65.0	19	6	31.6	92	91	98.9	38	32	84.2	38	37	97.4	34	27	79.4	74	56	75.7	18	7	38.9	33	13	39.4	
		7061401	2023	1	6	4	66.7	65	46	70.8	6	5	83.3	6	4	66.7	71	71	100.0	34	28	82.4	34	33	97.1	31	27	87.1	54	48	88.9	17	6	35.3	31	23	74.2	
	ALFRED NNGWEDZENI SECONDARY SCHOOL	7061306	2024	1	3	3	100.0	19	18	94.7	16	16	100.0	16	16	100.0	51	51	100.0	48	45	93.8				35	33	94.3	16	16	100.0	35	18	51.4	16	13	81.3	
		7061306	2023	1	7	4	57.1	27	18	66.7	18	16	88.9	33	27	81.8	71	71	100.0	37	37	100.0				53	50	94.3	26	22	84.6	45	39	86.7	38	28	73.7	
	ALTEIN SECONDARY	7061212	2024	2										16	9	56.3	27	27	100.0	27	21	77.8	16	8	50.0	11	8	72.7	16	12	75.0	11	4	36.4	11	6	54.5	
		7061212	2023	2								16	14	87.5	41	26	63.4	54	52	96.3	54	30	55.6	25	13	52.0	13	10	76.9	41	23	56.1	13	5	38.5	13	10	76.9
	AZWIFARWI SECONDARY	7063201	2024	2	14	14	100.0				15	14	93.3	15	15	100.0	199	199	100.0	184	184	100.0	87	86	98.9	97	96	99.0	98	96	98.0	101	91	90.1	97	96	99.0	
		7063201	2023	2	17	12	70.6				23	21	91.3	23	19	82.6	266	266	100.0	243	242	99.6	111	108	97.3	132	125	94.7	129	121	93.8	137	108	78.8	132	124	93.9	
	BABABA SECONDARY	7063505	2024	3	18	14	77.8				18	18	100.0	18	16	88.9	76	74	97.4	58	46	79.3	43	33	76.7	58	20	34.5	55	43	78.2	21	14	66.7	15	10	66.7	
		7063505	2023	3	15	13	86.7				13	11	84.6	13	12	92.3	91	91	100.0	77	59	76.6	59	51	86.4	76	25	32.9	69	52	75.4	22	12	54.5	19	11	57.9	
BASOPA HIGH	7061403	2024	1	12	10	83.3	40	33	82.5	52	52	100.0	139	116	83.5	209	209	100.0	158	136	86.1	167	152	91.0	31	31	100.0	171	150	87.7	40	27	67.5	32	28	87.5		
	7061403	2023	1	21	12	57.1	8	5	62.5	70	57	81.4	128	88	68.8	169	169	100.0	99	93	93.9	115	100	87.0	33	27	81.8	134	111	82.8	35	17	48.6	33	21	63.6		
DAVHANA SECONDARY	7061608	2024	2	14	14	100.0	15	15	100.0	13	13	100.0	26	26	100.0	78	78	100.0	64	64	100.0	13	13	100.0	52	52	100.0	36	36	100.0	42	38	90.5	37	31	83.8		
	7061608	2023	2	13	13	100.0	12	11	91.7	13	11	84.6	37	26	70.3	81	81	100.0	68	66	97.1	25	24	96.0	43	41	95.3	42	42	100.0	39	27	69.2	32	30	93.8		

Province Districts	Centre Name	Centre Number	Exam Date	Quintile	Accounting			Agricultural Sciences			Business Studies			Economics			English First Additional Language			Geography			History			Life Sciences			Mathematical Literacy			Mathematics			Physical Sciences		
					Total Wrote	Achieved 30 - 100%	% Achieved at 30% and Above	Total Wrote	Achieved 30 - 100%	% Achieved at 30% and Above	Total Wrote	Achieved 30 - 100%	% Achieved at 30% and Above	Total Wrote	Achieved 30 - 100%	% Achieved at 30% and Above	Total Wrote	Achieved 30 - 100%	% Achieved at 30% and Above	Total Wrote	Achieved 30 - 100%	% Achieved at 30% and Above	Total Wrote	Achieved 30 - 100%	% Achieved at 30% and Above	Total Wrote	Achieved 30 - 100%	% Achieved at 30% and Above	Total Wrote	Achieved 30 - 100%	% Achieved at 30% and Above	Total Wrote	Achieved 30 - 100%	% Achieved at 30% and Above	Total Wrote	Achieved 30 - 100%	% Achieved at 30% and Above
					VHEMBE EAST	DAVID MUTSHINYALO SECONDARY	7062107	2023	1	8	7	87.5				8	7	87.5	53	42	79.2	82	82	100.0	74	66	89.2				74	63	85.1	49	45	91.8	33
	DENGA TSHIVHASE SECONDARY	7063401	2024	3												71	71	100.0	71	71	100.0	53	53	100.0	18	18	100.0	53	46	86.8	18	9	50.0	18	16	88.9	
		7063401	2023	3				20	17	85.0						51	51	100.0	31	31	100.0	31	31	100.0	20	17	85.0	31	29	93.5	20	5	25.0	20	16	80.0	
	DENGENYA SECONDARY	7063410	2024	3	13	12	92.3				14	11	78.6	17	15	88.2	72	72	100.0	58	54	93.1	38	34	89.5	55	43	78.2	48	43	89.6	24	18	75.0	21	20	95.2
		7063410	2023	3	14	9	64.3				14	10	71.4	16	11	68.8	60	60	100.0	46	41	89.1	20	17	85.0	44	35	79.5	24	20	83.3	36	23	63.9	26	23	88.5
	DIMANI AGRICULTURAL HIGH	7063101	2024	3				148	147	99.3						148	148	100.0	16	15	93.8				148	141	95.3				148	103	69.6	105	97	92.4	
		7063101	2023	3				245	220	89.8						245	244	99.6	43	42	97.7				245	207	84.5				245	125	51.0	134	119	88.8	
	DLAMANI HIGH	7061304	2024	2	10	6	60.0	13	13	100.0	10	10	100.0	98	93	94.9	156	156	100.0	133	130	97.7	88	87	98.9	58	56	96.6	97	93	95.9	59	43	72.9	58	39	67.2
		7061304	2023	2	10	10	100.0	15	11	73.3	10	10	100.0	48	45	93.8	114	114	100.0	97	94	96.9	46	46	100.0	58	54	93.1	51	49	96.1	63	54	85.7	58	53	91.4
	DYELAMANAVHA SECONDARY	7062304	2024	1										20	18	90.0	21	21	100.0	20	20	100.0				21	15	71.4	22	22	100.0						
		7062304	2023	1										23	12	52.2	23	19	82.6	23	17	73.9				23	7	30.4	23	17	73.9						
	DZIMAULI SECONDARY	7062306	2024	2	11	7	63.6	34	33	97.1	11	11	100.0	11	11	100.0	71	71	100.0	60	60	100.0				60	60	100.0	40	40	100.0	31	26	83.9	26	22	84.6
		7062306	2023	2	12	9	75.0	30	26	86.7	12	11	91.7	12	11	91.7	53	53	100.0	41	39	95.1				41	37	90.2	41	40	97.6	12	10	83.3	11	10	90.9
	DZWABONI SECONDARY	7063411	2024	3												48	48	100.0	48	46	95.8	32	30	93.8	38	38	100.0	32	32	100.0	16	13	81.3	16	13	81.3	
		7063411	2023	3												41	41	100.0	41	39	95.1	21	19	90.5	41	34	82.9	21	21	100.0	21	16	76.2	21	21	100.0	
	EDISON NESENGANI SECONDARY	7061601	2024	2	19	17	89.5				19	19	100.0	19	18	94.7	180	180	100.0	126	126	100.0	45	45	100.0	107	103	96.3	53	53	100.0	98	81	82.7	81	70	86.4
		7061601	2023	2	39	39	100.0				39	37	94.9	39	39	100.0	286	285	99.7	188	174	92.6	85	76	89.4	131	109	83.2	112	95	84.8	117	87	74.4	103	87	84.5
	EPP MHINGA SECONDARY	7061102	2024	3	75	64	85.3				43	43	100.0	43	40	93.0	301	301	100.0	226	215	95.1				210	196	93.3	75	73	97.3	226	173	76.5	210	161	76.7
		7061102	2023	3	112	80	71.4				70	56	80.0	70	59	84.3	341	341	100.0	229	202	88.2				232	190	81.9	80	69	86.3	261	173	66.3	232	177	76.3

Province Districts	Centre Name	Centre Number	Exam Date	Quintile	Accounting			Agricultural Sciences			Business Studies			Economics			English First Additional Language			Geography			History			Life Sciences			Mathematical Literacy			Mathematics			Physical Sciences		
					Total Wrote	Achieved 30 - 100%	% Achieved at 30% and Above	Total Wrote	Achieved 30 - 100%	% Achieved at 30% and Above	Total Wrote	Achieved 30 - 100%	% Achieved at 30% and Above	Total Wrote	Achieved 30 - 100%	% Achieved at 30% and Above	Total Wrote	Achieved 30 - 100%	% Achieved at 30% and Above	Total Wrote	Achieved 30 - 100%	% Achieved at 30% and Above	Total Wrote	Achieved 30 - 100%	% Achieved at 30% and Above	Total Wrote	Achieved 30 - 100%	% Achieved at 30% and Above	Total Wrote	Achieved 30 - 100%	% Achieved at 30% and Above	Total Wrote	Achieved 30 - 100%	% Achieved at 30% and Above	Total Wrote	Achieved 30 - 100%	% Achieved at 30% and Above
					VHEMBE EAST	FHATUWANI SECONDARY	7063307	2024	1	19	15	78.9	28	21	75.0	42	29	69.0	46	34	73.9	121	121	100.0	74	63	85.1	53	45	84.9	75	65	86.7	72	58	80.6	49
		7063307	2023	1	18	9	50.0	21	20	95.2	28	20	71.4	38	29	76.3	99	97	98.0	60	56	93.3	49	45	91.8	61	54	88.5	63	56	88.9	36	30	83.3	22	15	68.2
	FHETANI SECONDARY	7062204	2024	1	11	9	81.8	13	13	100.0				12	10	83.3	36	36	100.0	25	24	96.0	12	11	91.7	24	24	100.0	25	24	96.0	11	8	72.7	11	9	81.8
		7062204	2023	1	10	10	100.0	22	22	100.0				6	5	83.3	37	37	100.0	28	27	96.4	6	5	83.3	32	32	100.0	28	26	92.9	10	9	90.0	10	10	100.0
	FRANCE SOMBHANI SECONDARY	7061506	2024	2										25	23	92.0	53	53	100.0	37	36	97.3	16	13	81.3	53	43	81.1	30	28	93.3	23	21	91.3	28	21	75.0
		7061506	2023	2										26	18	69.2	47	47	100.0	36	30	83.3	11	10	90.9	46	35	76.1	28	23	82.1	19	12	63.2	21	17	81.0
	FRANS RASIMPHI SECONDARY	7063606	2024	3				23	23	100.0	13	13	100.0				64	64	100.0	64	64	100.0	24	24	100.0	51	51	100.0	43	42	97.7	21	20	95.2	17	15	88.2
		7063606	2023	3	7	7	100.0	22	21	95.5	10	10	100.0	7	7	100.0	56	56	100.0	49	46	93.9	13	13	100.0	46	41	89.1	37	36	97.3	19	13	68.4	14	13	92.9
	FUNZWANI SECONDARY	7062601	2024	3										26	26	100.0	26	26	100.0	26	21	80.8	21	20	95.2	26	20	76.9	21	17	81.0	5	1	20.0	5	1	20.0
		7062601	2023	3										7	5	71.4	37	37	100.0	37	28	75.7	17	13	76.5	30	17	56.7	17	11	64.7	20	12	60.0	20	13	65.0
	GEORGE SONTU HIGH	7061107	2024	2	10	8	80.0	53	52	98.1	9	9	100.0	13	12	92.3	117	117	100.0	105	104	99.0				108	105	97.2	53	53	100.0	65	39	60.0	55	53	96.4
		7061107	2023	2	17	10	58.8	70	66	94.3	20	19	95.0	24	20	83.3	146	146	100.0	121	95	78.5				130	71	54.6	70	58	82.9	76	22	28.9	56	43	76.8
	GIDJANA SECONDARY	7061203	2024	2				31	27	87.1							55	55	100.0	55	55	100.0				55	52	94.5	31	30	96.8	24	22	91.7	24	17	70.8
		7061203	2023	2				50	37	74.0							72	72	100.0	72	61	84.7				72	52	72.2	50	41	82.0	22	19	86.4	22	20	90.9
	GOLE SECONDARY	7063203	2024	1				19	19	100.0							61	61	100.0	61	61	100.0	18	17	94.4	61	59	96.7	31	31	100.0	30	27	90.0	24	24	100.0
		7063203	2023	1				20	19	95.0							68	68	100.0	68	68	100.0	21	21	100.0	68	61	89.7	41	41	100.0	27	24	88.9	27	26	96.3
	GOVHU SECONDARY	7061204	2024	2				32	27	84.4							43	43	100.0	43	40	93.0				43	32	74.4	27	27	100.0	16	15	93.8	11	11	100.0
		7061204	2023	2				21	20	95.2							28	28	100.0	28	28	100.0				28	28	100.0	17	17	100.0	11	10	90.9	7	6	85.7
	GUMANI TECHNICAL HIGH	7063501	2024	3													82	82	100.0																		
		7063501	2023	3													93	93	100.0																		

Province Districts	Centre Name	Centre Number	Exam Date	Quintile	Accounting			Agricultural Sciences			Business Studies			Economics			English First Additional Language			Geography			History			Life Sciences			Mathematical Literacy			Mathematics			Physical Sciences		
					Total Wrote	Achieved 30 - 100%	% Achieved at 30% and Above	Total Wrote	Achieved 30 - 100%	% Achieved at 30% and Above	Total Wrote	Achieved 30 - 100%	% Achieved at 30% and Above	Total Wrote	Achieved 30 - 100%	% Achieved at 30% and Above	Total Wrote	Achieved 30 - 100%	% Achieved at 30% and Above	Total Wrote	Achieved 30 - 100%	% Achieved at 30% and Above	Total Wrote	Achieved 30 - 100%	% Achieved at 30% and Above	Total Wrote	Achieved 30 - 100%	% Achieved at 30% and Above	Total Wrote	Achieved 30 - 100%	% Achieved at 30% and Above	Total Wrote	Achieved 30 - 100%	% Achieved at 30% and Above	Total Wrote	Achieved 30 - 100%	% Achieved at 30% and Above
					VHEMBE EAST	GUVHUKUVHU SECONDARY	7063402	2024	3				19	19	100.0						60	60	100.0	60	59	98.3	26	26	100.0	34	30	88.2	44	35	79.5	16	11
		7063402	2023	3				19	17	89.5						53	53	100.0	53	50	94.3	22	21	95.5	27	26	96.3	38	32	84.2	15	9	60.0	12	11	91.7	
	HANYANI SECONDARY	7062203	2024	2	5	5	100.0	10	9	90.0				19	17	89.5	38	38	100.0	28	26	92.9	8	7	87.5	33	31	93.9	25	23	92.0	13	11	84.6	11	11	100.0
		7062203	2023	2	6	6	100.0	24	16	66.7				18	14	77.8	47	46	97.9	23	16	69.6	21	12	57.1	41	19	46.3	34	22	64.7	14	8	57.1	9	7	77.8
	HLALUKO SECONDARY	7061105	2024	2	1	1	100.0	47	43	91.5	17	15	88.2	6	5	83.3	81	81	100.0	63	61	96.8	17	10	58.8	75	65	86.7	63	61	96.8	18	7	38.9	17	16	94.1
		7061105	2023	2	4	3	75.0	39	34	87.2	4	3	75.0	4	4	100.0	63	63	100.0	48	45	93.8	11	11	100.0	59	48	81.4	42	41	97.6	22	9	40.9	21	19	90.5
	HLALUKWENI HIGH	7061510	2024	2	29	27	93.1	55	47	85.5	29	28	96.6	29	26	89.7	118	118	100.0	60	49	81.7	43	34	79.1	48	45	93.8	78	69	88.5	40	23	57.5	41	31	75.6
		7061510	2023	2	34	27	79.4	100	75	75.0	35	32	91.4	35	32	91.4	182	182	100.0	110	84	76.4	58	36	62.1	92	68	73.9	111	84	75.7	71	36	50.7	68	47	69.1
	HOLY ROSARY INDEPENDENT COMBINED	7061192	2024	99	8	8	100.0				10	10	100.0	6	6	100.0				25	25	100.0				23	22	95.7				33	29	87.9	27	24	88.9
		7061192	2023	99	5	5	100.0				2	2	100.0	2	2	100.0				22	22	100.0				25	21	84.0				27	25	92.6	25	21	84.0
	HUMULA SECONDARY	7061501	2024	1							7	7	100.0	8	6	75.0	89	89	100.0	83	80	96.4	44	44	100.0	81	71	87.7	54	52	96.3	35	25	71.4	44	34	77.3
		7061501	2023	1							23	13	56.5	24	13	54.2	76	76	100.0	53	46	86.8	49	33	67.3	52	44	84.6	46	32	69.6	30	21	70.0	27	23	85.2
	JILONGO HIGH SCHOOL	7061208	2024	1				91	63	69.2						151	151	100.0	151	134	88.7				151	121	80.1	91	83	91.2	60	44	73.3	60	45	75.0	
		7061208	2023	1	32	22	68.8	89	72	80.9	26	24	92.3	26	25	96.2	179	179	100.0	147	122	83.0				153	125	81.7	110	103	93.6	69	36	52.2	64	49	76.6
	JIM CHAVANI HIGH	7061404	2024	2	23	18	78.3	18	18	100.0	23	23	100.0	23	19	82.6	294	294	100.0	253	233	92.1	191	184	96.3	80	72	90.0	191	177	92.7	103	67	65.0	80	60	75.0
		7061404	2023	2	17	17	100.0	3	3	100.0	17	17	100.0	139	120	86.3	218	216	99.1	198	190	96.0	122	118	96.7	78	75	96.2	122	117	95.9	96	71	74.0	79	78	98.7
	JIM YINGWANI HIGH	7061504	2024	2							6	6	100.0	8	8	100.0	37	35	94.6	31	25	80.6	37	33	89.2	29	15	51.7	33	26	78.8	4	0	0.0			
		7061504	2023	2	15	3	20.0				16	11	68.8	16	6	37.5	63	62	98.4	48	35	72.9	37	28	75.7	47	19	40.4	53	35	66.0	10	5	50.0	10	6	60.0
	JOHANNES RAMAVHOYA SECONDARY	7061511	2024	2	10	8	80.0	20	18	90.0						31	31	100.0	21	19	90.5				31	25	80.6	20	20	100.0	11	8	72.7	11	7	63.6	
		7061511	2023	2	35	22	62.9	23	14	60.9						35	35	100.0							35	17	48.6	22	16	72.7	13	5	38.5	12	7	58.3	

Province Districts	Centre Name	Centre Number	Exam Date	Quintile	Accounting			Agricultural Sciences			Business Studies			Economics			English First Additional Language			Geography			History			Life Sciences			Mathematical Literacy			Mathematics			Physical Sciences		
					Total Wrote	Achieved 30 - 100%	% Achieved at 30% and Above	Total Wrote	Achieved 30 - 100%	% Achieved at 30% and Above	Total Wrote	Achieved 30 - 100%	% Achieved at 30% and Above	Total Wrote	Achieved 30 - 100%	% Achieved at 30% and Above	Total Wrote	Achieved 30 - 100%	% Achieved at 30% and Above	Total Wrote	Achieved 30 - 100%	% Achieved at 30% and Above	Total Wrote	Achieved 30 - 100%	% Achieved at 30% and Above	Total Wrote	Achieved 30 - 100%	% Achieved at 30% and Above	Total Wrote	Achieved 30 - 100%	% Achieved at 30% and Above	Total Wrote	Achieved 30 - 100%	% Achieved at 30% and Above	Total Wrote	Achieved 30 - 100%	% Achieved at 30% and Above
					VHEMBE EAST	JOHN MBHEDLHE SECONDARY	7061507	2024	2	15	15	100.0	29	29	100.0	17	17	100.0	15	15	100.0	64	64	100.0	20	20	100.0	20	20	100.0	47	36	76.6	33	32	97.0	31
		7061507	2023	2	17	12	70.6	26	26	100.0	17	15	88.2	17	16	94.1	51	51	100.0	8	8	100.0	16	16	100.0	34	29	85.3	31	30	96.8	20	20	100.0	18	16	88.9
	JOHN MUTHEIWANA SECONDARY SCHOOL	7061606	2024	2												103	103	100.0	92	92	100.0	57	57	100.0	46	45	97.8	57	56	98.2	46	42	91.3	46	45	97.8	
		7061606	2023	2												93	93	100.0	83	81	97.6	48	48	100.0	45	44	97.8	48	48	100.0	45	34	75.6	45	44	97.8	
	JOSEPH RHANGANI SECONDARY SCHOOL	7061407	2024	2									62	59	95.2	75	75	100.0	75	70	93.3	45	41	91.1	30	23	76.7	51	48	94.1	24	18	75.0	13	12	92.3	
		7061407	2023	2									30	26	86.7	46	46	100.0	46	45	97.8	25	21	84.0	21	15	71.4	25	23	92.0	21	16	76.2	16	12	75.0	
	JULIUS SECONDARY SCHOOL	7061611	2024	1												46	46	100.0	46	46	100.0	33	29	87.9	14	14	100.0	33	31	93.9	13	13	100.0	13	13	100.0	
		7061611	2023	1												30	30	100.0	30	28	93.3	18	15	83.3	30	16	53.3	18	15	83.3	12	7	58.3	12	10	83.3	
	KHANGALE SECONDARY	7062402	2024	2												16	16	100.0	16	16	100.0	14	14	100.0	16	15	93.8	14	14	100.0	2	1	50.0	2	1	50.0	
		7062402	2023	2												16	16	100.0	16	13	81.3	12	10	83.3	16	8	50.0	12	8	66.7	4	3	75.0	4	3	75.0	
	KHATISA SECONDARY	7061503	2024	1	43	20	46.5	36	20	55.6	41	39	95.1	60	49	81.7	173	170	98.3	129	108	83.7				132	95	72.0	84	69	82.1	89	57	64.0	78	44	56.4
		7061503	2023	1	39	18	46.2				36	32	88.9	110	64	58.2	214	214	100.0	175	160	91.4				178	101	56.7	101	82	81.2	113	78	69.0	104	59	56.7
	KHWEVHA COMMERCIAL	7063102	2024	3	110	103	93.6				110	109	99.1	110	99	90.0	110	110	100.0																		
		7063102	2023	3	75	67	89.3				75	72	96.0	75	67	89.3	75	75	100.0																		
	LIGEGE SECONDARY	7063106	2024	3	19	19	100.0	11	11	100.0	19	19	100.0	23	23	100.0	92	92	100.0	73	73	100.0	42	42	100.0	69	65	94.2	65	65	100.0	27	19	70.4	20	20	100.0
		7063106	2023	3	10	10	100.0	8	8	100.0	10	10	100.0	20	20	100.0	70	70	100.0	60	60	100.0	22	22	100.0	50	49	98.0	33	32	97.0	37	28	75.7	30	30	100.0
	LIIVHA COMBINED	7063301	2024	3	41	40	97.6				95	94	98.9	56	54	96.4	150	150	100.0	151	147	97.4				136	112	82.4	61	61	100.0	131	82	62.6	97	76	78.4
		7063301	2023	3	37	37	100.0				57	57	100.0	40	40	100.0	99	99	100.0	92	92	100.0				89	85	95.5				129	83	64.3	72	67	93.1
	LIMBEDZI SECONDARY	7062610	2024	1										20	19	95.0	20	20	100.0	20	19	95.0				20	15	75.0	20	18	90.0						
		7062610	2023	1										38	21	55.3	38	38	100.0	38	27	71.1				38	17	44.7	38	23	60.5						

Province Districts	Centre Name	Centre Number	Exam Date	Quintile	Accounting			Agricultural Sciences			Business Studies			Economics			English First Additional Language			Geography			History			Life Sciences			Mathematical Literacy			Mathematics			Physical Sciences		
					Total Wrote	Achieved 30 - 100%	% Achieved at 30% and Above	Total Wrote	Achieved 30 - 100%	% Achieved at 30% and Above	Total Wrote	Achieved 30 - 100%	% Achieved at 30% and Above	Total Wrote	Achieved 30 - 100%	% Achieved at 30% and Above	Total Wrote	Achieved 30 - 100%	% Achieved at 30% and Above	Total Wrote	Achieved 30 - 100%	% Achieved at 30% and Above	Total Wrote	Achieved 30 - 100%	% Achieved at 30% and Above	Total Wrote	Achieved 30 - 100%	% Achieved at 30% and Above	Total Wrote	Achieved 30 - 100%	% Achieved at 30% and Above	Total Wrote	Achieved 30 - 100%	% Achieved at 30% and Above	Total Wrote	Achieved 30 - 100%	% Achieved at 30% and Above
					VHEMBE EAST	LUCAS RATSHALINGWA SECONDARY	7062104	2024	3	10	10	100.0				10	9	90.0	11	11	100.0	28	28	100.0	18	17	94.4	6	5	83.3	18	15	83.3	10	9	90.0	18
		7062104	2023	3	9	6	66.7				9	6	66.7	13	11	84.6	33	33	100.0	24	22	91.7	6	6	100.0	24	22	91.7	10	9	90.0	23	9	39.1	14	14	100.0
	LUNWANNGWE SECONDARY	7062102	2024	2													51	51	100.0	51	46	90.2	27	20	74.1	51	33	64.7	27	23	85.2	24	17	70.8	24	14	58.3
		7062102	2023	2													26	26	100.0	26	26	100.0	16	16	100.0	26	25	96.2	16	16	100.0	10	7	70.0	10	9	90.0
	LUPHAI SECONDARY	7063608	2024	2				24	23	95.8							40	40	100.0	40	39	97.5				40	35	87.5	24	23	95.8	16	15	93.8	16	16	100.0
		7063608	2023	2				25	23	92.0							47	47	100.0	47	46	97.9				47	42	89.4	25	25	100.0	22	16	72.7	22	22	100.0
	LWANDANI SECONDARY	7063105	2024	2				32	25	78.1							82	82	100.0	82	75	91.5				82	61	74.4	39	34	87.2	43	25	58.1	29	21	72.4
		7063105	2023	2				17	14	82.4							43	43	100.0	43	42	97.7				43	35	81.4	23	22	95.7	20	17	85.0	14	13	92.9
	LWAPHUNGU SECONDARY	7062205	2024	2	12	2	16.7	49	45	91.8	12	9	75.0	12	7	58.3	73	73	100.0	60	55	91.7				61	59	96.7	61	58	95.1	11	6	54.5	12	7	58.3
		7062205	2023	2	8	6	75.0	61	44	72.1	8	8	100.0	20	12	60.0	82	82	100.0	74	51	68.9				62	53	85.5	67	48	71.6	15	6	40.0	13	10	76.9
	LWENZHE SECONDARY	7061603	2024	1													25	25	100.0																		
		7061603	2023	1													17	17	100.0																		
	MADADZHE SECONDARY	7061305	2024	2													29	29	100.0	29	23	79.3	16	14	87.5	29	11	37.9	16	13	81.3	13	7	53.8	13	5	38.5
		7061305	2023	2													30	30	100.0	30	26	86.7	20	17	85.0	30	12	40.0	19	12	63.2	11	9	81.8	10	10	100.0
	MADONSI HIGH	7061206	2024	1				35	28	80.0							35	35	100.0	35	27	77.1				35	24	68.6	35	33	94.3						
		7061206	2023	1				30	22	73.3							30	30	100.0	30	23	76.7				30	21	70.0	30	26	86.7						
	MAGALANNGWE SECONDARY	7063107	2024	2													54	54	100.0	54	46	85.2	45	37	82.2	15	12	80.0	45	36	80.0	9	7	77.8	9	4	44.4
		7063107	2023	2													30	30	100.0	30	30	100.0	21	20	95.2	15	12	80.0	21	17	81.0	9	6	66.7	9	6	66.7
	MAHUNTSI SECONDARY	7061104	2024	2							29	22	75.9	66	47	71.2	105	102	97.1	105	84	80.0	37	23	62.2	39	32	82.1	66	51	77.3	39	27	69.2	39	27	69.2
		7061104	2023	2							16	11	68.8	40	31	77.5	70	70	100.0	70	63	90.0	25	22	88.0	30	24	80.0	41	32	78.0	29	25	86.2	29	27	93.1



Province Districts	Centre Name	Centre Number	Exam Date	Quintile	Accounting			Agricultural Sciences			Business Studies			Economics			English First Additional Language			Geography			History			Life Sciences			Mathematical Literacy			Mathematics			Physical Sciences					
					Total Wrote	Achieved 30 - 100%	% Achieved at 30% and Above	Total Wrote	Achieved 30 - 100%	% Achieved at 30% and Above	Total Wrote	Achieved 30 - 100%	% Achieved at 30% and Above	Total Wrote	Achieved 30 - 100%	% Achieved at 30% and Above	Total Wrote	Achieved 30 - 100%	% Achieved at 30% and Above	Total Wrote	Achieved 30 - 100%	% Achieved at 30% and Above	Total Wrote	Achieved 30 - 100%	% Achieved at 30% and Above	Total Wrote	Achieved 30 - 100%	% Achieved at 30% and Above	Total Wrote	Achieved 30 - 100%	% Achieved at 30% and Above	Total Wrote	Achieved 30 - 100%	% Achieved at 30% and Above	Total Wrote	Achieved 30 - 100%	% Achieved at 30% and Above			
					VHEMBE EAST	MAKUYA SECONDARY	7062405	2024	2				17	15	88.2	18	12	66.7				56	56	100.0	56	33	58.9	30	17	56.7	38	26	68.4	46	34	73.9	10	6	60.0	8
		7062405	2023	2				19	18	94.7	19	11	57.9				62	62	100.0	62	44	71.0	26	24	92.3	43	25	58.1	43	33	76.7	19	6	31.6	17	8	47.1			
	MALAMULELE SECONDARY	7061101	2024	2							18	17	94.4	18	13	72.2	90	90	100.0	72	70	97.2	34	34	100.0	38	34	89.5	52	51	98.1	38	31	81.6	38	29	76.3			
		7061101	2023	2							11	11	100.0	11	11	100.0	61	61	100.0	50	46	92.0	16	15	93.8	34	31	91.2	27	25	92.6	34	24	70.6	34	33	97.1			
	MALILELE SECONDARY	7062303	2024	2	5	3	60.0										26	19	73.1	30	30	100.0	30	24	80.0				25	12	48.0	26	26	100.0	4	4	100.0	4	3	75.0
		7062303	2023	2	1	0	0.0										22	11	50.0	26	26	100.0	26	18	69.2				25	13	52.0	22	22	100.0	4	4	100.0	4	3	75.0
	MAMPHODO SECONDARY	7062302	2024	2													12	12	100.0	12	5	41.7	12	5	41.7	12	0	0.0	12	10	83.3									
		7062302	2023	2													9	9	100.0	9	3	33.3	9	3	33.3	9	1	11.1	9	9	100.0									
	MARUDE SECONDARY	7063304	2024	3	34	17	50.0	24	15	62.5	52	35	67.3	29	19	65.5	116	116	100.0	38	33	86.8				68	44	64.7				116	40	34.5	64	34	53.1			
		7063304	2023	3	49	20	40.8	19	13	68.4	55	33	60.0	36	19	52.8	140	139	99.3	50	40	80.0				82	57	69.5				140	43	30.7	85	47	55.3			
	MATAVHELA SECONDARY	7062301	2024	2													165	165	100.0							79	59	74.7				79	45	57.0	79	43	54.4			
		7062301	2023	2													205	202	98.5	97	83	85.6				97	79	81.4				97	49	50.5	97	65	67.0			
	MATIMBA SECONDARY	7061308	2024	2													23	23	100.0	23	23	100.0	16	16	100.0	23	20	87.0	16	16	100.0	7	6	85.7	7	7	100.0			
		7061308	2023	2	2	2	100.0				2	2	100.0	2	2	100.0	28	28	100.0	26	21	80.8	20	18	90.0	26	8	30.8	22	18	81.8	6	4	66.7	6	5	83.3			
	MATODZI SECONDARY	7061610	2024	2													31	31	100.0	31	29	93.5	16	14	87.5	16	13	81.3	15	13	86.7	16	10	62.5	15	14	93.3			
		7061610	2023	2													49	49	100.0	49	36	73.5	24	12	50.0	25	16	64.0	23	14	60.9	26	12	46.2	25	17	68.0			
	MBHANYELE SECONDARY	7061211	2024	2	11	8	72.7	119	83	69.7	22	17	77.3	22	14	63.6	214	213	99.5	169	152	89.9	85	67	78.8	127	107	84.3	147	133	90.5	67	44	65.7	85	59	69.4			
		7061211	2023	2	20	17	85.0	131	94	71.8	32	28	87.5	29	21	72.4	225	224	99.6	168	130	77.4	64	53	82.8	154	114	74.0	175	148	84.6	50	31	62.0	77	52	67.5			
	MBILWI SECONDARY	7063405	2024	4													466	466	100.0	494	492	99.6				494	451	91.3				494	404	81.8	494	376	76.1			
		7063405	2023	4													476	476	100.0	510	502	98.4				509	448	88.0				510	402	78.8	510	416	81.6			

Province Districts	Centre Name	Centre Number	Exam Date	Quintile	Accounting			Agricultural Sciences			Business Studies			Economics			English First Additional Language			Geography			History			Life Sciences			Mathematical Literacy			Mathematics			Physical Sciences		
					Total Wrote	Achieved 30 - 100%	% Achieved at 30% and Above	Total Wrote	Achieved 30 - 100%	% Achieved at 30% and Above	Total Wrote	Achieved 30 - 100%	% Achieved at 30% and Above	Total Wrote	Achieved 30 - 100%	% Achieved at 30% and Above	Total Wrote	Achieved 30 - 100%	% Achieved at 30% and Above	Total Wrote	Achieved 30 - 100%	% Achieved at 30% and Above	Total Wrote	Achieved 30 - 100%	% Achieved at 30% and Above	Total Wrote	Achieved 30 - 100%	% Achieved at 30% and Above	Total Wrote	Achieved 30 - 100%	% Achieved at 30% and Above	Total Wrote	Achieved 30 - 100%	% Achieved at 30% and Above	Total Wrote	Achieved 30 - 100%	% Achieved at 30% and Above
					VHEMBE EAST	MILTON MPFUMEDZENI SECONDARY	7062607	2024	2	51	44	86.3				153	127	83.0	132	112	84.8	328	328	100.0	277	228	82.3				196	170	86.7	142	120	84.5	187
		7062607	2023	2	40	38	95.0				101	85	84.2	87	70	80.5	259	259	100.0	219	186	84.9				172	163	94.8	79	62	78.5	180	133	73.9	158	135	85.4
	MOVHE SECONDARY	7061512	2024	1												35	35	100.0	35	32	91.4	16	11	68.8	19	11	57.9	19	17	89.5	16	10	62.5	16	10	62.5	
		7061512	2023	1												25	25	100.0	25	18	72.0	15	13	86.7	10	5	50.0	18	13	72.2	7	3	42.9	10	5	50.0	
	MPANDELI SECONDARY	7062602	2024	2	16	13	81.3	20	14	70.0	16	15	93.8	16	16	100.0	103	103	100.0	87	66	75.9	41	32	78.0	87	61	70.1	74	54	73.0	29	19	65.5	26	22	84.6
		7062602	2023	2	25	22	88.0	34	29	85.3	25	21	84.0	25	22	88.0	139	139	100.0	114	98	86.0	52	50	96.2	114	94	82.5	104	80	76.9	35	21	60.0	28	25	89.3
	MPFARISENI SECONDARY	7063306	2024	1				20	20	100.0						63	63	100.0	43	32	74.4	47	28	59.6	63	49	77.8	47	33	70.2	16	10	62.5	16	8	50.0	
		7063306	2023	1				21	15	71.4						53	53	100.0	32	28	87.5	41	34	82.9	53	37	69.8	41	31	75.6	12	4	33.3	12	9	75.0	
	MPHALALENI SECONDARY	7062103	2024	2	25	25	100.0	34	34	100.0	17	17	100.0	17	15	88.2	151	151	100.0	80	77	96.3	56	49	87.5	122	109	89.3	57	55	96.5	94	60	63.8	78	53	67.9
		7062103	2023	2	24	24	100.0	15	15	100.0	15	15	100.0	15	14	93.3	109	108	99.1	54	53	98.1	24	24	100.0	78	76	97.4	24	23	95.8	85	56	65.9	70	51	72.9
	MPHAMBO HIGH	7061108	2024	2	34	27	79.4	40	39	97.5	34	34	100.0	34	31	91.2	132	131	99.2	58	47	81.0	57	39	68.4	98	66	67.3	95	84	88.4	37	36	97.3	41	37	90.2
		7061108	2023	2	35	25	71.4	49	38	77.6	35	30	85.7	35	31	88.6	191	191	100.0	107	75	70.1	104	79	76.0	156	86	55.1	142	103	72.5	49	30	61.2	52	38	73.1
	MPHAPHULI SECONDARY	7063408	2024	3	20	19	95.0				20	19	95.0	20	19	95.0	148	148	100.0	128	120	93.8				128	117	91.4				148	81	54.7	128	100	78.1
		7063408	2023	3	25	16	64.0				25	20	80.0	25	21	84.0	156	156	100.0	131	124	94.7				132	117	88.6				157	93	59.2	132	112	84.8
	MTITITI SECONDARY	7061209	2024	2				132	96	72.7	34	27	79.4	25	21	84.0	187	187	100.0	177	129	72.9				153	111	72.5	124	100	80.6	62	30	48.4	40	32	80.0
		7061209	2023	2				63	47	74.6	11	9	81.8	7	7	100.0	97	96	99.0	97	74	76.3				86	55	64.0	68	52	76.5	29	17	58.6	26	20	76.9
	MUBALANGANYI SECONDARY	7062403	2024	2				8	8	100.0	6	5	83.3	13	11	84.6	29	29	100.0	29	29	100.0				23	23	100.0	19	19	100.0	10	6	60.0	8	5	62.5
		7062403	2023	2							7	7	100.0	12	8	66.7	18	18	100.0	18	17	94.4				11	11	100.0	12	10	83.3	6	6	100.0	6	5	83.3
	MUGOIDWA SECONDARY	7061605	2024	2	14	13	92.9				26	23	88.5	14	12	85.7	75	75	100.0	61	54	88.5	36	29	80.6	49	41	83.7	49	47	95.9	26	23	88.5	25	21	84.0
		7061605	2023	2	8	8	100.0				10	9	90.0	9	7	77.8	61	61	100.0	52	46	88.5	29	29	100.0	50	43	86.0	36	34	94.4	24	24	100.0	23	23	100.0

Province Districts	Centre Name	Centre Number	Exam Date	Quintile	Accounting			Agricultural Sciences			Business Studies			Economics			English First Additional Language			Geography			History			Life Sciences			Mathematical Literacy			Mathematics			Physical Sciences		
					Total Wrote	Achieved 30 - 100%	% Achieved at 30% and Above	Total Wrote	Achieved 30 - 100%	% Achieved at 30% and Above	Total Wrote	Achieved 30 - 100%	% Achieved at 30% and Above	Total Wrote	Achieved 30 - 100%	% Achieved at 30% and Above	Total Wrote	Achieved 30 - 100%	% Achieved at 30% and Above	Total Wrote	Achieved 30 - 100%	% Achieved at 30% and Above	Total Wrote	Achieved 30 - 100%	% Achieved at 30% and Above	Total Wrote	Achieved 30 - 100%	% Achieved at 30% and Above	Total Wrote	Achieved 30 - 100%	% Achieved at 30% and Above	Total Wrote	Achieved 30 - 100%	% Achieved at 30% and Above	Total Wrote	Achieved 30 - 100%	% Achieved at 30% and Above
					VHEMBE EAST	MUHANELWA SECONDARY	7063508	2024	2											129	129	100.0	129	120	93.0	88	71	80.7	129	104	80.6	79	72	91.1	50	37	74.0
		7063508	2023	2											83	82	98.8	83	68	81.9	63	46	73.0	83	63	75.9	56	42	75.0	26	17	65.4	20	19	95.0		
	MUHUYUWATHOMBA SECONDARY	7063603	2024	2											160	160	100.0	160	141	88.1	65	57	87.7	160	105	65.6	65	52	80.0	95	57	60.0	95	61	64.2		
		7063603	2023	2											121	121	100.0	121	96	79.3	55	45	81.8	122	67	54.9	55	45	81.8	67	39	58.2	67	50	74.6		
	MUKHWANTHELI SECONDARY	7063206	2024	1				45	40	88.9					163	163	100.0	163	135	82.8	76	68	89.5	87	76	87.4	129	115	89.1	34	31	91.2	42	40	95.2		
		7063206	2023	1				55	48	87.3					173	169	97.7	173	129	74.6	71	58	81.7	102	81	79.4	132	110	83.3	41	39	95.1	47	44	93.6		
	MUKULA HIGH	7063506	2024	2				27	20	74.1					56	56	100.0	56	51	91.1	15	11	73.3	56	40	71.4	41	36	87.8	15	12	80.0	14	7	50.0		
		7063506	2023	2				36	17	47.2					48	48	100.0	48	34	70.8				48	29	60.4	31	17	54.8	17	11	64.7	12	10	83.3		
	MUKULA INTERGRATED	7063592	2024	99	48	45	93.8	61	55	90.2	63	62	98.4	54	53	98.1	315	315	100.0	254	251	98.8				239	222	92.9	106	102	96.2	209	193	92.3	181	170	93.9
		7063592	2023	99	45	41	91.1	67	60	89.6	54	50	92.6	52	50	96.2	316	316	100.0	260	247	95.0				244	226	92.6	130	124	95.4	186	173	93.0	164	153	93.3
	MUTHAMARO SECONDARY	7063109	2024	2										7	7	100.0	32	32	100.0	32	32	100.0	20	20	100.0	25	23	92.0	20	20	100.0	12	4	33.3	12	9	75.0
		7063109	2023	2										12	10	83.3	36	36	100.0	36	28	77.8	27	23	85.2	24	16	66.7	27	21	77.8	9	4	44.4	9	8	88.9
	MUTHURWANA SECONDARY	7061609	2024	2											17	17	100.0	17	17	100.0				17	13	76.5	17	17	100.0								
		7061609	2023	2											16	16	100.0	16	16	100.0				16	13	81.3	16	16	100.0								
	MUTSHUTSHU SECONDARY	7062101	2024	2				31	27	87.1					78	78	100.0	78	68	87.2	23	16	69.6	78	52	66.7	37	36	97.3	41	16	39.0	24	23	95.8		
		7062101	2023	2				19	14	73.7					56	56	100.0	56	54	96.4	10	9	90.0	56	41	73.2	23	21	91.3	33	15	45.5	27	22	81.5		
	MUVHAVHA SECONDARY	7063208	2024	2											26	26	100.0	26	26	100.0	16	16	100.0	26	22	84.6	16	16	100.0	10	8	80.0	10	8	80.0		
		7063208	2023	2											26	26	100.0	26	23	88.5	26	24	92.3	26	16	61.5	26	25	96.2								
	NDAEDZO SECONDARY	7063108	2024	2	8	8	100.0	28	28	100.0	8	8	100.0	8	8	100.0	79	79	100.0	71	69	97.2	30	29	96.7	50	47	94.0	62	60	96.8	17	17	100.0	13	13	100.0
		7063108	2023	2				24	23	95.8					86	86	100.0	86	72	83.7	39	20	51.3	86	62	72.1	61	46	75.4	25	22	88.0	23	16	69.6		

Province Districts	Centre Name	Centre Number	Exam Date	Quintile	Accounting			Agricultural Sciences			Business Studies			Economics			English First Additional Language			Geography			History			Life Sciences			Mathematical Literacy			Mathematics			Physical Sciences		
					Total Wrote	Achieved 30 - 100%	% Achieved at 30% and Above	Total Wrote	Achieved 30 - 100%	% Achieved at 30% and Above	Total Wrote	Achieved 30 - 100%	% Achieved at 30% and Above	Total Wrote	Achieved 30 - 100%	% Achieved at 30% and Above	Total Wrote	Achieved 30 - 100%	% Achieved at 30% and Above	Total Wrote	Achieved 30 - 100%	% Achieved at 30% and Above	Total Wrote	Achieved 30 - 100%	% Achieved at 30% and Above	Total Wrote	Achieved 30 - 100%	% Achieved at 30% and Above	Total Wrote	Achieved 30 - 100%	% Achieved at 30% and Above	Total Wrote	Achieved 30 - 100%	% Achieved at 30% and Above	Total Wrote	Achieved 30 - 100%	% Achieved at 30% and Above
					VHEMBE EAST	NDARIENI SECONDARY	7062404	2024	1	5	5	100.0				4	4	100.0	8	7	87.5	26	26	100.0	21	20	95.2	12	12	100.0	18	15	83.3	15	15	100.0	11
		7062404	2023	1	10	10	100.0				10	8	80.0	17	15	88.2	49	49	100.0	39	36	92.3	26	24	92.3	32	26	81.3	31	29	93.5	18	10	55.6	13	11	84.6
	NEW ERA COLLEGE	7061191	2024	99	54	53	98.1	88	80	90.9	72	71	98.6	66	59	89.4	436	436	100.0	322	310	96.3	58	51	87.9	331	293	88.5	216	202	93.5	220	160	72.7	252	172	68.3
		7061191	2023	99	51	46	90.2	119	108	90.8	70	70	100.0	74	66	89.2	464	464	100.0	340	322	94.7	77	71	92.2	349	297	85.1	216	200	92.6	248	173	69.8	274	213	77.7
	NEW GENERATION GIRLS ACADEMY	7063591	2024	99												84	83	98.8	84	78	92.9	18	14	77.8	70	62	88.6	25	20	80.0	59	47	79.7	65	53	81.5	
		7063591	2023	99									23	17	73.9	111	111	100.0	111	103	92.8				111	88	79.3	32	27	84.4	79	46	58.2	88	72	81.8	
	NGHEZIMANI HIGH	7061307	2024	2							12	12	100.0				62	62	100.0	50	50	100.0	28	28	100.0	62	55	88.7	28	25	89.3	34	33	97.1	34	31	91.2
		7061307	2023	2							15	14	93.3				57	57	100.0	42	38	90.5	25	24	96.0	57	40	70.2	25	20	80.0	32	20	62.5	32	24	75.0
	NGULA SECONDARY	7061406	2024	2				32	14	43.8							32	32	100.0	32	28	87.5	32	29	90.6				32	29	90.6						
		7061406	2023	2				25	21	84.0							25	24	96.0	25	23	92.0	25	22	88.0				25	21	84.0						
	NIANI SECONDARY	7062202	2024	2	10	8	80.0	8	8	100.0	6	5	83.3	6	4	66.7	22	22	100.0	12	12	100.0				16	11	68.8	12	12	100.0	10	8	80.0	8	7	87.5
		7062202	2023	2	8	7	87.5	9	9	100.0	7	7	100.0	7	7	100.0	24	24	100.0	16	14	87.5				16	14	87.5	11	11	100.0	13	11	84.6	9	8	88.9
	NKATINI HIGH	7061302	2024	2							16	16	100.0	23	21	91.3	54	54	100.0	54	48	88.9				38	35	92.1	23	19	82.6	31	26	83.9	31	27	87.1
		7061302	2023	2							18	18	100.0	18	18	100.0	33	33	100.0	33	32	97.0				15	13	86.7	19	17	89.5	14	10	71.4	15	11	73.3
	NTHETSHELESENI SECONDARY	7063409	2024	3				41	36	87.8							108	108	100.0	108	105	97.2	48	46	95.8	47	47	100.0	82	77	93.9	26	21	80.8	19	18	94.7
		7063409	2023	3				22	21	95.5							66	66	100.0	66	57	86.4	33	30	90.9	24	23	95.8	50	44	88.0	16	11	68.8	11	11	100.0
	NTLHAVENI HIGH	7061201	2024	2													61	60	98.4	61	53	86.9	45	33	73.3	61	23	37.7	52	40	76.9	9	7	77.8	15	8	53.3
		7061201	2023	2													66	65	98.5	66	47	71.2	51	40	78.4	66	33	50.0	49	30	61.2	18	10	55.6	16	9	56.3
	NTODENI SECONDARY	7062603	2024	2	17	12	70.6				17	17	100.0	68	68	100.0	106	106	100.0	89	89	100.0				89	88	98.9	68	68	100.0	38	35	92.1	38	38	100.0
		7062603	2023	2	19	19	100.0				19	19	100.0	50	48	96.0	84	84	100.0	65	64	98.5				65	62	95.4	48	47	97.9	36	32	88.9	34	34	100.0

Province Districts	Centre Name	Centre Number	Exam Date	Quintile	Accounting			Agricultural Sciences			Business Studies			Economics			English First Additional Language			Geography			History			Life Sciences			Mathematical Literacy			Mathematics			Physical Sciences		
					Total Wrote	Achieved 30 - 100%	% Achieved at 30% and Above	Total Wrote	Achieved 30 - 100%	% Achieved at 30% and Above	Total Wrote	Achieved 30 - 100%	% Achieved at 30% and Above	Total Wrote	Achieved 30 - 100%	% Achieved at 30% and Above	Total Wrote	Achieved 30 - 100%	% Achieved at 30% and Above	Total Wrote	Achieved 30 - 100%	% Achieved at 30% and Above	Total Wrote	Achieved 30 - 100%	% Achieved at 30% and Above	Total Wrote	Achieved 30 - 100%	% Achieved at 30% and Above	Total Wrote	Achieved 30 - 100%	% Achieved at 30% and Above	Total Wrote	Achieved 30 - 100%	% Achieved at 30% and Above	Total Wrote	Achieved 30 - 100%	% Achieved at 30% and Above
					VHEMBE EAST	NTSAKOMATSAKALI SECONDARY	7061210	2024	1							42	39	92.9	26	19	73.1	55	55	100.0	55	46	83.6	15	11	73.3	13	11	84.6	43	42	97.7	12
		7061210	2023	1							49	37	75.5	30	21	70.0	58	58	100.0	58	40	69.0	14	12	85.7	14	10	71.4	50	45	90.0	8	3	37.5	9	9	100.0
	NTSENDZENI SECONDARY	7062605	2024	2	5	3	60.0	21	20	95.2	6	5	83.3	5	3	60.0	33	33	100.0	28	26	92.9				27	24	88.9	23	21	91.3	10	6	60.0	7	5	71.4
		7062605	2023	2	5	4	80.0	15	12	80.0	5	4	80.0	5	4	80.0	24	24	100.0	19	11	57.9				19	8	42.1	18	11	61.1	6	2	33.3	4	4	100.0
	NWANATI HIGH	7061309	2024	1	13	10	76.9							35	27	77.1	133	133	100.0	98	65	66.3	105	72	68.6	15	14	93.3	117	94	80.3	16	8	50.0	15	11	73.3
		7061309	2023	1	12	5	41.7							37	6	16.2	154	154	100.0	116	72	62.1	126	98	77.8	16	14	87.5	129	101	78.3	25	12	48.0	16	12	75.0
	NYADZANI SECONDARY	7062401	2024	2													28	28	100.0	28	27	96.4	23	23	100.0	28	25	89.3	23	23	100.0	5	5	100.0	5	5	100.0
		7062401	2023	2													26	26	100.0	26	25	96.2	18	15	83.3	26	16	61.5	18	15	83.3	8	2	25.0	8	2	25.0
	PHASWANA SECONDARY	7063406	2024	3	9	5	55.6	18	18	100.0	9	8	88.9	9	9	100.0	123	123	100.0	113	110	97.3	67	66	98.5	47	46	97.9	90	89	98.9	33	26	78.8	29	24	82.8
		7063406	2023	3	9	2	22.2	5	4	80.0	9	9	100.0	9	9	100.0	64	64	100.0	55	54	98.2	29	29	100.0	26	26	100.0	41	40	97.6	23	13	56.5	21	21	100.0
	PHOPHI SECONDARY	7062508	2024	2													28	28	100.0	28	28	100.0	23	21	91.3	28	23	82.1	23	22	95.7	5	3	60.0	5	1	20.0
		7062508	2023	2													31	31	100.0	31	28	90.3	25	20	80.0	31	25	80.6	25	22	88.0	6	6	100.0	6	6	100.0
	PHOTANI SECONDARY	7061509	2024	2										27	9	33.3	108	107	99.1	108	99	91.7	47	41	87.2	82	70	85.4	48	42	87.5	60	44	73.3	60	49	81.7
		7061509	2023	2													115	115	100.0	116	100	86.2	59	48	81.4	116	79	68.1	59	45	76.3	57	44	77.2	57	53	93.0
	PP HLUNGWANI HIGH	7061301	2024	1	6	6	100.0	50	49	98.0	35	34	97.1	13	13	100.0	122	122	100.0	116	114	98.3	22	22	100.0	87	80	92.0	80	77	96.3	42	33	78.6	37	35	94.6
		7061301	2023	1	11	11	100.0	22	21	95.5	59	48	81.4	23	20	87.0	142	142	100.0	131	114	87.0	36	31	86.1	83	75	90.4	74	63	85.1	68	49	72.1	61	56	91.8
	RALSON TSHINANNE SECONDARY	7063403	2024	2				27	23	85.2							60	60	100.0	60	57	95.0	29	27	93.1	22	15	68.2	51	35	68.6	9	2	22.2	4	3	75.0
		7063403	2023	2	22	17	77.3	25	24	96.0	22	15	68.2	22	15	68.2	75	75	100.0	53	49	92.5	19	18	94.7	27	23	85.2	53	38	71.7	22	10	45.5	9	7	77.8
	RALUSWIELO SECONDARY	7063407	2024	3				18	6	33.3							77	76	98.7	77	34	44.2	48	25	52.1	77	20	26.0	66	26	39.4	11	1	9.1	11	3	27.3
		7063407	2023	3													54	53	98.1	54	21	38.9	35	19	54.3	54	20	37.0	36	13	36.1	19	7	36.8	19	10	52.6

Province Districts	Centre Name	Centre Number	Exam Date	Quintile	Accounting			Agricultural Sciences			Business Studies			Economics			English First Additional Language			Geography			History			Life Sciences			Mathematical Literacy			Mathematics			Physical Sciences		
					Total Wrote	Achieved 30 - 100%	% Achieved at 30% and Above	Total Wrote	Achieved 30 - 100%	% Achieved at 30% and Above	Total Wrote	Achieved 30 - 100%	% Achieved at 30% and Above	Total Wrote	Achieved 30 - 100%	% Achieved at 30% and Above	Total Wrote	Achieved 30 - 100%	% Achieved at 30% and Above	Total Wrote	Achieved 30 - 100%	% Achieved at 30% and Above	Total Wrote	Achieved 30 - 100%	% Achieved at 30% and Above	Total Wrote	Achieved 30 - 100%	% Achieved at 30% and Above	Total Wrote	Achieved 30 - 100%	% Achieved at 30% and Above	Total Wrote	Achieved 30 - 100%	% Achieved at 30% and Above	Total Wrote	Achieved 30 - 100%	% Achieved at 30% and Above
					VHEMBE EAST	RALUVHIMBA SECONDARY	7063504	2024	2											52	52	100.0	52	45	86.5	33	28	84.8	52	31	59.6	27	25	92.6	25	9	36.0
		7063504	2023	2											27	27	100.0	27	24	88.9	18	17	94.4	27	14	51.9	18	17	94.4	9	4	44.4	9	5	55.6		
	RAMMBUDA SECONDARY	7062504	2024	2				31	28	90.3					45	45	100.0	45	43	95.6				45	32	71.1	20	17	85.0	25	22	88.0	14	14	100.0		
		7062504	2023	2				25	21	84.0					47	47	100.0	47	43	91.5				47	31	66.0	21	21	100.0	26	16	61.5	22	21	95.5		
	RANNDOGWANA SECONDARY	7062608	2024	1	19	17	89.5				46	43	93.5	23	21	91.3	87	87	100.0	68	66	97.1	49	49	100.0	41	38	92.7	70	67	95.7	17	15	88.2	15	15	100.0
		7062608	2023	1	26	23	88.5				39	27	69.2	27	21	77.8	75	74	98.7	49	42	85.7	42	41	97.6	36	25	69.4	67	51	76.1	8	4	50.0	6	6	100.0
	RATSHIBVUMO SECONDARY	7062305	2024	2	8	7	87.5	22	22	100.0	8	8	100.0	8	8	100.0	42	42	100.0	34	34	100.0				34	31	91.2	25	25	100.0	17	11	64.7	12	10	83.3
		7062305	2023	2	16	7	43.8	21	18	85.7	16	11	68.8	16	13	81.3	50	50	100.0	34	30	88.2				34	22	64.7	33	33	100.0	17	10	58.8	13	10	76.9
	RATSHIKWEKWETE SECONDARY	7061604	2024	2											68	68	100.0	68	66	97.1	40	38	95.0	68	43	63.2	40	36	90.0	28	20	71.4	28	21	75.0		
		7061604	2023	2											45	45	100.0	45	44	97.8	14	13	92.9	45	38	84.4	14	14	100.0	31	21	67.7	31	24	77.4		
	RATSHILUMELA SECONDARY	7062506	2024	2											31	31	100.0	31	31	100.0	22	22	100.0	31	24	77.4	22	21	95.5	9	9	100.0	9	9	100.0		
		7062506	2023	2											30	30	100.0	30	28	93.3	23	21	91.3	30	24	80.0	23	21	91.3	7	6	85.7	7	7	100.0		
	RATSHISASE SECONDARY	7062201	2024	2				31	30	96.8					118	118	100.0	84	81	96.4				84	79	94.0				84	51	60.7	53	36	67.9		
		7062201	2023	2				38	32	84.2					148	145	98.0	85	73	85.9				85	69	81.2				91	41	45.1	53	40	75.5		
	RHABELA SEC SCHOOL	7061508	2024	2				35	25	71.4				27	24	88.9	35	33	94.3							35	24	68.6	29	23	79.3	6	4	66.7	8	5	62.5
		7061508	2023	2				40	27	67.5				24	12	50.0	40	39	97.5							40	24	60.0	27	20	74.1	13	11	84.6	16	12	75.0
	RIPAMBETA HIGH	7061402	2024	2	25	14	56.0	57	23	40.4	25	18	72.0	25	13	52.0	122	120	98.4	98	45	45.9	83	43	51.8	15	13	86.7	108	75	69.4	15	11	73.3	15	9	60.0
		7061402	2023	2	21	14	66.7	46	33	71.7	21	19	90.5	21	16	76.2	149	147	98.7	128	85	66.4	99	75	75.8	28	20	71.4	121	95	78.5	28	18	64.3	28	22	78.6
	ROBERT MBULUNGENI SECONDARY	7062501	2024	3										17	15	88.2	22	22	100.0	22	22	100.0				11	11	100.0	17	17	100.0	5	2	40.0	5	5	100.0
		7062501	2023	3										18	9	50.0	21	21	100.0	21	20	95.2				6	6	100.0	18	17	94.4	3	2	66.7	3	3	100.0

Province Districts	Centre Name	Centre Number	Exam Date	Quintile	Accounting			Agricultural Sciences			Business Studies			Economics			English First Additional Language			Geography			History			Life Sciences			Mathematical Literacy			Mathematics			Physical Sciences		
					Total Wrote	Achieved 30 - 100%	% Achieved at 30% and Above	Total Wrote	Achieved 30 - 100%	% Achieved at 30% and Above	Total Wrote	Achieved 30 - 100%	% Achieved at 30% and Above	Total Wrote	Achieved 30 - 100%	% Achieved at 30% and Above	Total Wrote	Achieved 30 - 100%	% Achieved at 30% and Above	Total Wrote	Achieved 30 - 100%	% Achieved at 30% and Above	Total Wrote	Achieved 30 - 100%	% Achieved at 30% and Above	Total Wrote	Achieved 30 - 100%	% Achieved at 30% and Above	Total Wrote	Achieved 30 - 100%	% Achieved at 30% and Above	Total Wrote	Achieved 30 - 100%	% Achieved at 30% and Above	Total Wrote	Achieved 30 - 100%	% Achieved at 30% and Above
					VHEMBE EAST	SAM MAVHINA SECONDARY	7063207	2024	2				46	30	65.2					66	66	100.0	66	64	97.0	32	32	100.0	34	26	76.5	42	41	97.6	24	16	66.7
		7063207	2023	2				31	19	61.3					43	43	100.0	43	38	88.4	20	16	80.0	23	14	60.9	27	21	77.8	16	13	81.3	12	12	100.0		
	SDW NXUMALO HIGH	7061202	2024	2	19	16	84.2				19	19	100.0	19	16	84.2	143	143	100.0	124	108	87.1	79	73	92.4	124	103	83.1	97	91	93.8	46	38	82.6	45	30	66.7
		7061202	2023	2	23	23	100.0				23	23	100.0	23	17	73.9	91	91	100.0	68	65	95.6	41	40	97.6	68	61	89.7	59	56	94.9	32	24	75.0	27	23	85.2
	SHAYANDIMA SECONDARY	7063103	2024	3											140	140	100.0	140	118	84.3	94	71	75.5	46	39	84.8	94	80	85.1	46	26	56.5	46	30	65.2		
		7063103	2023	3	6	5	83.3	24	22	91.7	6	1	16.7	6	3	50.0	131	130	99.2	101	81	80.2	56	43	76.8	69	58	84.1	58	46	79.3	72	28	38.9	69	55	79.7
	SHIGAMANI HIGH	7061505	2024	2							24	21	87.5	14	7	50.0	34	34	100.0	34	29	85.3				20	18	90.0	23	22	95.7	11	7	63.6	10	9	90.0
		7061505	2023	2							35	23	65.7	25	14	56.0	52	51	98.1	52	44	84.6				27	22	81.5	32	23	71.9	20	14	70.0	17	14	82.4
	SHIKUNDU HIGH	7061405	2024	2	10	9	90.0	100	87	87.0	31	30	96.8	31	20	64.5	129	129	100.0	98	96	98.0	40	39	97.5	58	56	96.6	102	97	95.1	27	21	77.8	19	18	94.7
		7061405	2023	2	18	7	38.9	97	72	74.2	34	32	94.1	34	22	64.7	144	140	97.2	110	92	83.6	36	27	75.0	74	51	68.9	112	97	86.6	32	23	71.9	29	22	75.9
	SHINGWEDZI SECONDARY	7061103	2024	3	17	17	100.0	98	93	94.9					185	185	100.0	154	150	97.4				185	177	95.7	84	78	92.9	101	64	63.4	101	74	73.3		
		7061103	2023	3	17	16	94.1	83	76	91.6					183	183	100.0	158	144	91.1				183	156	85.2	75	64	85.3	108	68	63.0	108	91	84.3		
	SHIRILELE SECONDARY	7061106	2024	2				71	51	71.8					109	109	100.0	73	63	86.3	36	29	80.6	109	70	64.2	74	67	90.5	35	30	85.7	38	21	55.3		
		7061106	2023	2				100	71	71.0					137	137	100.0	86	69	80.2	51	41	80.4	137	82	59.9	99	74	74.7	38	25	65.8	37	21	56.8		
	SHITLANGOMA SECONDARY	7061207	2024	2				12	10	83.3					12	12	100.0	12	11	91.7				12	3	25.0	12	11	91.7								
		7061207	2023	2				15	10	66.7	4	2	50.0	4	1	25.0	24	23	95.8	24	20	83.3				20	10	50.0	20	16	80.0	4	1	25.0	5	2	40.0
	SILEMALE SECONDARY	7063503	2024	2											46	46	100.0	46	33	71.7	37	23	62.2	46	25	54.3	37	30	81.1	9	3	33.3	9	3	33.3		
		7063503	2023	2	15	5	33.3				15	9	60.0	15	11	73.3	58	58	100.0	43	25	58.1	34	13	38.2	43	16	37.2	47	32	68.1	11	5	45.5	9	5	55.6
	ST AUGUSTINE RESIDENTIAL	7062591	2024	99	33	33	100.0				26	26	100.0	26	26	100.0	92	92	100.0	59	59	100.0				66	66	100.0				92	78	84.8	66	59	89.4
		7062591	2023	99	25	25	100.0				17	15	88.2	17	15	88.2	71	71	100.0	46	45	97.8				54	54	100.0				71	61	85.9	54	54	100.0



Province Districts	Centre Name	Centre Number	Exam Date	Quintile	Accounting			Agricultural Sciences			Business Studies			Economics			English First Additional Language			Geography			History			Life Sciences			Mathematical Literacy			Mathematics			Physical Sciences		
					Total Wrote	Achieved 30 - 100%	% Achieved at 30% and Above	Total Wrote	Achieved 30 - 100%	% Achieved at 30% and Above	Total Wrote	Achieved 30 - 100%	% Achieved at 30% and Above	Total Wrote	Achieved 30 - 100%	% Achieved at 30% and Above	Total Wrote	Achieved 30 - 100%	% Achieved at 30% and Above	Total Wrote	Achieved 30 - 100%	% Achieved at 30% and Above	Total Wrote	Achieved 30 - 100%	% Achieved at 30% and Above	Total Wrote	Achieved 30 - 100%	% Achieved at 30% and Above	Total Wrote	Achieved 30 - 100%	% Achieved at 30% and Above	Total Wrote	Achieved 30 - 100%	% Achieved at 30% and Above	Total Wrote	Achieved 30 - 100%	% Achieved at 30% and Above
					VHEMBE EAST	SUMBANA SECONDARY	7062406	2024	1											43	43	100.0	43	42	97.7	11	11	100.0	43	37	86.0	12	12	100.0	31	21	67.7
		7062406	2023	1											32	32	100.0	32	25	78.1	12	11	91.7	32	24	75.0	12	12	100.0	20	16	80.0	20	17	85.0		
	THAMBATSHIRA SECONDARY	7063104	2024	2				25	19	76.0					25	25	100.0	25	23	92.0				25	18	72.0	25	24	96.0								
		7063104	2023	2				27	25	92.6					27	27	100.0	27	26	96.3				27	22	81.5	27	27	100.0								
	THAMBISA SECONDARY	7061303	2024	2	37	34	91.9				40	38	95.0	40	33	82.5	143	143	100.0	103	103	100.0				103	84	81.6	78	76	97.4	65	52	80.0	56	43	76.8
		7061303	2023	2	37	31	83.8				43	36	83.7	43	35	81.4	96	95	99.0	53	53	100.0				53	50	94.3	53	50	94.3	43	40	93.0	38	37	97.4
	THASE SECONDARY	7063204	2024	1				33	32	97.0							49	49	100.0	49	49	100.0				49	45	91.8	29	29	100.0	20	19	95.0	16	16	100.0
		7063204	2023	1				30	28	93.3							52	52	100.0	52	52	100.0				52	43	82.7	28	28	100.0	24	23	95.8	22	22	100.0
	THATHE SECONDARY	7062106	2024	2	26	14	53.8				26	22	84.6	26	16	61.5	26	26	100.0										26	23	88.5						
		7062106	2023	2	13	10	76.9				13	13	100.0	13	7	53.8	13	12	92.3										13	13	100.0						
	THENGWE SECONDARY	7062503	2024	3	99	91	91.9				34	34	100.0	58	49	84.5	542	542	100.0	443	419	94.6	108	100	92.6	484	385	79.5	102	90	88.2	440	294	66.8	400	317	79.3
		7062503	2023	3	132	125	94.7				46	45	97.8	79	74	93.7	551	551	100.0	419	407	97.1	90	86	95.6	472	415	87.9	63	57	90.5	488	328	67.2	415	358	86.3
	THINASHAKA SECONDARY	7063507	2024	2				19	18	94.7						95	95	100.0	95	93	97.9	44	40	90.9	76	70	92.1	60	54	90.0	35	19	54.3	32	25	78.1	
		7063507	2023	2				15	13	86.7						75	75	100.0	75	67	89.3	35	28	80.0	75	57	76.0	45	34	75.6	30	17	56.7	25	21	84.0	
	THIVHILAELI SECONDARY	7063205	2024	2											78	78	100.0	78	63	80.8	46	41	89.1	32	26	81.3	45	40	88.9	33	21	63.6	32	20	62.5		
		7063205	2023	2	12	5	41.7				14	8	57.1	20	8	40.0	92	92	100.0	78	63	80.8	46	41	89.1	72	46	63.9	52	35	67.3	40	18	45.0	34	28	82.4
	THOHOYANDOU SECONDARY	7063303	2024	4	32	30	93.8				32	30	93.8	32	27	84.4	260	260	100.0	228	226	99.1	45	43	95.6	228	212	93.0	45	44	97.8	215	154	71.6	183	138	75.4
		7063303	2023	4	25	24	96.0				25	23	92.0	25	25	100.0	268	268	100.0	243	241	99.2	49	49	100.0	243	231	95.1	49	47	95.9	219	172	78.5	194	174	89.7
	THOHOYANDOU TECHNICAL HIGH	7063302	2024	4											184	184	100.0													184	145	78.8	184	126	68.5		
		7063302	2023	4											216	216	100.0													216	157	72.7	216	145	67.1		

Province Districts	Centre Name	Centre Number	Exam Date	Quintile	Accounting			Agricultural Sciences			Business Studies			Economics			English First Additional Language			Geography			History			Life Sciences			Mathematical Literacy			Mathematics			Physical Sciences		
					Total Wrote	Achieved 30 - 100%	% Achieved at 30% and Above	Total Wrote	Achieved 30 - 100%	% Achieved at 30% and Above	Total Wrote	Achieved 30 - 100%	% Achieved at 30% and Above	Total Wrote	Achieved 30 - 100%	% Achieved at 30% and Above	Total Wrote	Achieved 30 - 100%	% Achieved at 30% and Above	Total Wrote	Achieved 30 - 100%	% Achieved at 30% and Above	Total Wrote	Achieved 30 - 100%	% Achieved at 30% and Above	Total Wrote	Achieved 30 - 100%	% Achieved at 30% and Above	Total Wrote	Achieved 30 - 100%	% Achieved at 30% and Above	Total Wrote	Achieved 30 - 100%	% Achieved at 30% and Above	Total Wrote	Achieved 30 - 100%	% Achieved at 30% and Above
					VHEMBE EAST	THUSALUSHAKA SECONDARY	7063308	2024	2											44	44	100.0	44	33	75.0	27	15	55.6	44	31	70.5	27	22	81.5	17	14	82.4
		7063308	2023	2											57	56	98.2	57	41	71.9	32	20	62.5	57	25	43.9	34	22	64.7	23	10	43.5	25	16	64.0		
	TODANI SECONDARY	7062502	2024	2	6	5	83.3				6	6	100.0	26	24	92.3	137	137	100.0	131	128	97.7	86	85	98.8	111	96	86.5	86	85	98.8	51	30	58.8	45	29	64.4
		7062502	2023	2	5	5	100.0				5	5	100.0	16	15	93.8	58	58	100.0	53	52	98.1	28	28	100.0	42	38	90.5	28	28	100.0	30	17	56.7	25	21	84.0
	TOMBOLAGOLE SECONDARY	7062108	2024	1				16	13	81.3							34	33	97.1	18	10	55.6	34	28	82.4	14	14	100.0	27	20	74.1	7	2	28.6			
		7062108	2023	1				7	7	100.0							15	15	100.0	8	7	87.5	12	10	83.3	3	3	100.0	11	7	63.6	4	0	0.0	3	3	100.0
	TONDALUSHAKA SECONDARY	7062604	2024	2				31	30	96.8	18	18	100.0				64	64	100.0	64	62	96.9				46	44	95.7	32	31	96.9	32	23	71.9	33	22	66.7
		7062604	2023	2	19	11	57.9	42	38	90.5	42	42	100.0	31	30	96.8	77	77	100.0	46	45	97.8				35	26	74.3	58	55	94.8	19	13	68.4	16	11	68.8
	TSHADAMA SECONDARY	7063605	2024	2				33	31	93.9							74	74	100.0	74	72	97.3	22	22	100.0	74	63	85.1	52	51	98.1	22	16	72.7	19	16	84.2
		7063605	2023	2				23	22	95.7							48	48	100.0	48	45	93.8	9	9	100.0	48	42	87.5	30	29	96.7	18	9	50.0	16	14	87.5
	TSHIDIMBINI SECONDARY	7063502	2024	2													80	80	100.0	80	72	90.0	61	44	72.1	80	42	52.5	61	56	91.8	19	13	68.4	19	9	47.4
		7063502	2023	2													50	50	100.0	50	45	90.0	44	36	81.8	50	22	44.0	43	40	93.0	7	5	71.4	6	6	100.0
	TSHIKEVHA CHRISTIAN SECONDARY	7063391	2024	99	9	9	100.0				24	24	100.0	26	26	100.0				37	37	100.0				54	54	100.0				63	47	74.6	39	37	94.9
		7063391	2023	99	12	12	100.0				14	14	100.0	26	26	100.0				31	31	100.0				45	45	100.0				57	49	86.0	43	40	93.0
	TSHIKUNDAMALEMA SECONDARY	7062206	2024	2				13	13	100.0				13	9	69.2	57	57	100.0	45	45	100.0	17	13	76.5	58	54	93.1	17	17	100.0	41	31	75.6	28	21	75.0
		7062206	2023	2	4	2	50.0	9	9	100.0	4	3	75.0	13	12	92.3	77	77	100.0	64	58	90.6	38	17	44.7	73	54	74.0	38	28	73.7	39	23	59.0	26	21	80.8
	TSHILALA SECONDARY	7063202	2024	2				9	9	100.0							32	32	100.0	23	23	100.0	10	10	100.0	32	32	100.0	10	10	100.0	22	22	100.0	22	20	90.9
		7063202	2023	2				10	10	100.0							45	45	100.0	35	35	100.0	15	15	100.0	45	40	88.9	15	14	93.3	30	20	66.7	30	24	80.0
	TSHIMBUPFE SECONDARY	7061607	2024	2													50	50	100.0	50	46	92.0	34	32	94.1	20	20	100.0	34	29	85.3	16	12	75.0	16	14	87.5
		7061607	2023	2				15	15	100.0							45	45	100.0	45	45	100.0	15	15	100.0	45	44	97.8	27	26	96.3	18	14	77.8	15	15	100.0

Province Districts	Centre Name	Centre Number	Exam Date	Quintile	Accounting			Agricultural Sciences			Business Studies			Economics			English First Additional Language			Geography			History			Life Sciences			Mathematical Literacy			Mathematics			Physical Sciences		
					Total Wrote	Achieved 30 - 100%	% Achieved at 30% and Above	Total Wrote	Achieved 30 - 100%	% Achieved at 30% and Above	Total Wrote	Achieved 30 - 100%	% Achieved at 30% and Above	Total Wrote	Achieved 30 - 100%	% Achieved at 30% and Above	Total Wrote	Achieved 30 - 100%	% Achieved at 30% and Above	Total Wrote	Achieved 30 - 100%	% Achieved at 30% and Above	Total Wrote	Achieved 30 - 100%	% Achieved at 30% and Above	Total Wrote	Achieved 30 - 100%	% Achieved at 30% and Above	Total Wrote	Achieved 30 - 100%	% Achieved at 30% and Above	Total Wrote	Achieved 30 - 100%	% Achieved at 30% and Above	Total Wrote	Achieved 30 - 100%	% Achieved at 30% and Above
					VHEMBE EAST	TSHIPAKONI SECONDARY	7061602	2024	2				4	3	75.0							60	60	100.0	60	57	95.0	47	39	83.0	29	23	79.3	53	50	94.3	7
		7061602	2023	2				7	5	71.4							63	63	100.0	63	49	77.8	50	35	70.0	13	10	76.9	56	43	76.8	7	0	0.0	7	6	85.7
	TSHIVHASE SECONDARY	7063604	2024	2	60	52	86.7	38	38	100.0	60	52	86.7	60	52	86.7	370	370	100.0	310	308	99.4	105	105	100.0	310	288	92.9	168	162	96.4	202	171	84.7	167	131	78.4
		7063604	2023	2	50	49	98.0	21	21	100.0	50	45	90.0	50	48	96.0	356	356	100.0	306	305	99.7	55	55	100.0	306	274	89.5	85	85	100.0	271	218	80.4	230	203	88.3
	TSHIVHIDZO MASIAGWALA SECONDARY	7063305	2024	3													72	72	100.0	72	54	75.0	42	36	85.7	72	43	59.7	42	35	83.3	30	24	80.0	30	23	76.7
		7063305	2023	3													42	42	100.0	42	42	100.0	10	10	100.0	42	36	85.7	10	10	100.0	32	23	71.9	32	26	81.3
	TSHIWANGAMATEMBELE SECONDARY	7062505	2024	2													56	56	100.0	56	43	76.8	38	30	78.9	56	22	39.3	38	34	89.5	18	12	66.7	18	10	55.6
		7062505	2023	2													31	31	100.0	31	27	87.1	20	17	85.0	31	21	67.7	20	18	90.0	11	6	54.5	11	10	90.9
	VELE SECONDARY	7062507	2024	2													42	42	100.0	11	11	100.0				11	11	100.0				11	9	81.8	11	10	90.9
		7062507	2023	2													46	45	97.8	18	18	100.0				18	18	100.0				18	17	94.4	18	16	88.9
	VHUTAVHATSINDI SECONDARY	7062105	2024	2										23	19	82.6	51	51	100.0	51	45	88.2	23	22	95.7	28	19	67.9	23	22	95.7	28	19	67.9	28	17	60.7
		7062105	2023	2										15	9	60.0	40	40	100.0	40	35	87.5	15	10	66.7	25	21	84.0	15	14	93.3	25	22	88.0	25	22	88.0
	VUSWAYI HIGH SCHOOL	7061310	2024	1	19	9	47.4				28	27	96.4	25	18	72.0	111	111	100.0	92	89	96.7				56	49	87.5	62	57	91.9	49	31	63.3	39	32	82.1
		7061310	2023	1	16	10	62.5				25	22	88.0	27	24	88.9	87	87	100.0	70	68	97.1				41	35	85.4	45	40	88.9	42	25	59.5	30	28	93.3
	VUVUMUTSHENA SECONDARY SCHOOL	7062609	2024	1	30	19	63.3				75	54	72.0	65	51	78.5	109	109	100.0	79	69	87.3				44	41	93.2	71	64	90.1	38	26	68.4	34	33	97.1
		7062609	2023	1	25	14	56.0				47	32	68.1	44	39	88.6	87	87	100.0	62	56	90.3				43	40	93.0	42	38	90.5	45	29	64.4	40	38	95.0
	WILLIAM THEMELI SECONDARY	7063404	2024	2													60	60	100.0	60	53	88.3	47	42	89.4	13	12	92.3	47	43	91.5	13	9	69.2	13	10	76.9
		7063404	2023	2													61	61	100.0	61	52	85.2	44	39	88.6	17	15	88.2	44	37	84.1	17	9	52.9	17	12	70.6

Province Districts	Centre Name	Centre Number	Exam Date	Quintile	Accounting			Agricultural Sciences			Business Studies			Economics			English First Additional Language			Geography			History			Life Sciences			Mathematical Literacy			Mathematics			Physical Sciences		
					Total Wrote	Achieved 30 - 100%	% Achieved at 30% and Above	Total Wrote	Achieved 30 - 100%	% Achieved at 30% and Above	Total Wrote	Achieved 30 - 100%	% Achieved at 30% and Above	Total Wrote	Achieved 30 - 100%	% Achieved at 30% and Above	Total Wrote	Achieved 30 - 100%	% Achieved at 30% and Above	Total Wrote	Achieved 30 - 100%	% Achieved at 30% and Above	Total Wrote	Achieved 30 - 100%	% Achieved at 30% and Above	Total Wrote	Achieved 30 - 100%	% Achieved at 30% and Above	Total Wrote	Achieved 30 - 100%	% Achieved at 30% and Above	Total Wrote	Achieved 30 - 100%	% Achieved at 30% and Above	Total Wrote	Achieved 30 - 100%	% Achieved at 30% and Above
					VHEMBE EAST	WILSON MPHATHELENI SECONDARY	7062107	2024	1	12	10	83.3				14	14	100.0	71	65	91.5	94	94	100.0	82	81	98.8				80	74	92.5	63	63	100.0	31
	XIMUNWANA	7061502	2024	1	31	21	67.7	96	83	86.5	40	34	85.0	40	31	77.5	189	189	100.0	138	128	92.8				149	120	80.5	108	93	86.1	81	52	64.2	73	35	47.9
		7061502	2023	1	29	22	75.9	126	98	77.8	49	38	77.6	49	41	83.7	244	244	100.0	186	164	88.2				195	134	68.7	139	110	79.1	105	51	48.6	98	59	60.2
	ZWITHUZWAVHUDI SECONDARY	7063607	2024	2				27	16	59.3							33	33	100.0	33	26	78.8				33	18	54.5	26	19	73.1	7	4	57.1	6	5	83.3
		7063607	2023	2				13	4	30.8							29	29	100.0	29	19	65.5				29	15	51.7	13	9	69.2	16	3	18.8	16	11	68.8
	AKANI HIGH	7052306	2024	3				16	15	93.8							40	40	100.0	24	17	70.8	19	16	84.2	40	19	47.5	19	14	73.7	21	9	42.9	21	8	38.1
		7052306	2023	3				24	21	87.5	12	9	75.0				35	35	100.0	11	10	90.9	20	18	90.0	23	15	65.2	20	13	65.0	15	7	46.7	15	10	66.7
	AMARIA COMBINED SCHOOL	7051291	2024	99	11	11	100.0				11	11	100.0	11	11	100.0	34	34	100.0	23	23	100.0				23	23	100.0				34	28	82.4	23	22	95.7
		7051291	2023	99	7	6	85.7				7	6	85.7	7	6	85.7	24	24	100.0	17	17	100.0				17	17	100.0				24	13	54.2	17	13	76.5
	ANDRIES MUGAGULI SECONDARY	7053202	2024	1													40	40	100.0	40	32	80.0	40	35	87.5	40	20	50.0	40	36	90.0						
		7053202	2023	1													32	32	100.0	32	25	78.1	32	29	90.6	32	10	31.3	31	27	87.1						
	BENNY'S SPORTS DEV & ACADEMY COMBINED	7051591	2024	99							6	5	83.3	5	2	40.0	10	10	100.0	10	9	90.0				5	4	80.0	6	6	100.0	4	3	75.0	4	3	75.0
		7051591	2023	99							12	6	50.0	11	7	63.6	26	26	100.0	26	13	50.0				15	9	60.0	8	8	100.0	18	8	44.4	14	9	64.3
	COMPREHENSIVE TRINITY ACADEMY	7051293	2024	99				21	20	95.2							21	21	100.0							21	18	85.7				21	16	76.2	21	17	81.0
		7051293	2023	99				26	26	100.0							26	26	100.0							26	25	96.2				26	23	88.5	26	23	88.5
	DAVID LUVHIMBA SECONDARY	7052406	2024	2				17	15	88.2				4	4	100.0	54	54	100.0	37	36	97.3	23	22	95.7	50	39	78.0	23	23	100.0	31	17	54.8	31	23	74.2
		7052406	2023	2				30	24	80.0							54	54	100.0	24	21	87.5	11	10	90.9	54	34	63.0	11	7	63.6	43	14	32.6	43	25	58.1
	DENGA SECONDARY	7052403	2024	3													21	21	100.0	21	18	85.7	21	18	85.7	21	11	52.4	21	17	81.0						
		7052403	2023	3													36	36	100.0	36	32	88.9	36	33	91.7	36	16	44.4	36	27	75.0						

Province Districts	Centre Name	Centre Number	Exam Date	Quintile	Accounting			Agricultural Sciences			Business Studies			Economics			English First Additional Language			Geography			History			Life Sciences			Mathematical Literacy			Mathematics			Physical Sciences		
					Total Wrote	Achieved 30 - 100%	% Achieved at 30% and Above	Total Wrote	Achieved 30 - 100%	% Achieved at 30% and Above	Total Wrote	Achieved 30 - 100%	% Achieved at 30% and Above	Total Wrote	Achieved 30 - 100%	% Achieved at 30% and Above	Total Wrote	Achieved 30 - 100%	% Achieved at 30% and Above	Total Wrote	Achieved 30 - 100%	% Achieved at 30% and Above	Total Wrote	Achieved 30 - 100%	% Achieved at 30% and Above	Total Wrote	Achieved 30 - 100%	% Achieved at 30% and Above	Total Wrote	Achieved 30 - 100%	% Achieved at 30% and Above	Total Wrote	Achieved 30 - 100%	% Achieved at 30% and Above	Total Wrote	Achieved 30 - 100%	% Achieved at 30% and Above
					VHEMBE WEST	DIMBANYIKA SECONDARY	7051202	2024	3	7	4	57.1	5	5	100.0	7	7	100.0	7	7	100.0	44	44	100.0	32	25	78.1	19	11	57.9	37	27	73.0	24	23	95.8	20
		7051202	2023	3	12	6	50.0	17	16	94.1	12	11	91.7	12	12	100.0	88	88	100.0	59	37	62.7	41	32	78.0	76	42	55.3	52	44	84.6	36	19	52.8	35	23	65.7
	DZATA SECONDARY	7051101	2024	3	36	34	94.4	96	93	96.9	36	36	100.0	36	31	86.1	384	384	100.0	348	344	98.9	90	88	97.8	348	288	82.8	211	209	99.1	173	157	90.8	162	129	79.6
		7051101	2023	3	32	30	93.8	73	73	100.0	32	32	100.0	32	30	93.8	280	280	100.0	248	241	97.2	47	43	91.5	248	220	88.7	111	109	98.2	169	116	68.6	128	109	85.2
	ELIM HIGH	7051705	2024	3	35	30	85.7				35	34	97.1	35	33	94.3	199	199	100.0	164	163	99.4	93	91	97.8	164	148	90.2	128	128	100.0	71	58	81.7	71	51	71.8
		7051705	2023	3	43	28	65.1				44	40	90.9	44	40	90.9	191	191	100.0	148	130	87.8	81	71	87.7	148	122	82.4	121	108	89.3	71	40	56.3	67	51	76.1
	EMMANUEL CHRISTIAN	7051691	2024	99	4	4	100.0	6	6	100.0	23	23	100.0	12	12	100.0				15	15	100.0	17	17	100.0	33	29	87.9	22	22	100.0	22	21	95.5	15	15	100.0
		7051691	2023	99	5	5	100.0	8	8	100.0	16	16	100.0	12	12	100.0				18	18	100.0	11	11	100.0	31	31	100.0	19	19	100.0	23	23	100.0	19	18	94.7
	FRANK MAHATLANI SECONDARY	7052301	2024	2				22	21	95.5							39	39	100.0	39	36	92.3				39	38	97.4	20	20	100.0	19	12	63.2	17	9	52.9
		7052301	2023	2				16	16	100.0							39	39	100.0	39	39	100.0				39	36	92.3	16	16	100.0	23	15	65.2	23	19	82.6
	FRANK RAVELE SECONDARY	7051301	2024	3													29	29	100.0	29	21	72.4	23	17	73.9	29	8	27.6	23	19	82.6	5	2	40.0	6	2	33.3
		7051301	2023	3													17	17	100.0	17	16	94.1	8	8	100.0	17	8	47.1	8	7	87.5	9	5	55.6	9	3	33.3
	GEORGE MBULAHENI SECONDARY	7051307	2024	3				6	6	100.0							73	73	100.0	73	66	90.4	49	44	89.8	73	57	78.1	55	54	98.2	18	14	77.8	18	16	88.9
		7051307	2023	3				21	16	76.2							87	87	100.0	87	62	71.3	45	38	84.4	87	50	57.5	66	45	68.2	21	19	90.5	21	19	90.5
	GEORGE MSWAZI HIGH	7052103	2024	3										21	15	71.4	38	38	100.0	38	34	89.5				38	31	81.6	21	20	95.2	17	14	82.4	17	14	82.4
		7052103	2023	3										18	12	66.7	34	34	100.0	34	31	91.2				34	31	91.2	18	15	83.3	16	10	62.5	16	13	81.3
	GONDOLIKHETHWA PRIMARY	7051292	2024	99	5	5	100.0				5	5	100.0	5	5	100.0	22	22	100.0	17	17	100.0				17	17	100.0				22	12	54.5	17	15	88.2
		7051292	2023	99	12	10	83.3				12	12	100.0	12	11	91.7	38	38	100.0	26	26	100.0				26	26	100.0				38	25	65.8	26	22	84.6
	GWAMASENGA SECONDARY	7053103	2024	3				11	8	72.7							62	62	100.0	64	48	75.0	36	33	91.7	64	42	65.6	48	37	77.1	16	9	56.3	16	5	31.3
		7053103	2023	3				34	27	79.4							91	91	100.0	91	78	85.7	42	37	88.1	91	58	63.7	74	63	85.1	17	10	58.8	15	12	80.0



Province Districts	Centre Name	Centre Number	Exam Date	Quintile	Accounting			Agricultural Sciences			Business Studies			Economics			English First Additional Language			Geography			History			Life Sciences			Mathematical Literacy			Mathematics			Physical Sciences		
					Total Wrote	Achieved 30 - 100%	% Achieved at 30% and Above	Total Wrote	Achieved 30 - 100%	% Achieved at 30% and Above	Total Wrote	Achieved 30 - 100%	% Achieved at 30% and Above	Total Wrote	Achieved 30 - 100%	% Achieved at 30% and Above	Total Wrote	Achieved 30 - 100%	% Achieved at 30% and Above	Total Wrote	Achieved 30 - 100%	% Achieved at 30% and Above	Total Wrote	Achieved 30 - 100%	% Achieved at 30% and Above	Total Wrote	Achieved 30 - 100%	% Achieved at 30% and Above	Total Wrote	Achieved 30 - 100%	% Achieved at 30% and Above	Total Wrote	Achieved 30 - 100%	% Achieved at 30% and Above	Total Wrote	Achieved 30 - 100%	% Achieved at 30% and Above
					VHEMBE WEST	KHAKHU SECONDARY	7051113	2024	3	7	7	100.0	46	40	87.0	22	22	100.0	42	42	100.0	74	74	100.0	21	21	100.0				52	48	92.3	43	41	95.3	31
		7051113	2023	3	8	8	100.0	46	45	97.8	7	7	100.0	18	18	100.0	54	54	100.0							47	47	100.0	17	17	100.0	37	26	70.3	36	36	100.0
	KHOMANANI HIGH	7052106	2024	2	17	15	88.2	106	82	77.4	13	13	100.0	13	13	100.0	173	173	100.0	59	55	93.2	77	70	90.9	160	113	70.6	96	90	93.8	77	61	79.2	74	60	81.1
		7052106	2023	2	18	16	88.9	98	86	87.8	14	14	100.0	14	14	100.0	166	166	100.0	60	55	91.7	69	68	98.6	152	132	86.8	89	84	94.4	77	61	79.2	73	57	78.1
	KHWARA SECONDARY	7053305	2024	1												55	55	100.0	55	55	100.0	40	40	100.0	55	55	100.0	41	41	100.0	14	14	100.0	15	15	100.0	
		7053305	2023	1				22	21	95.5						63	63	100.0	41	41	100.0	48	48	100.0	63	63	100.0	48	48	100.0	15	10	66.7	15	15	100.0	
	KOLOKOSHANI COMBINED	7053201	2024	2	17	17	100.0	14	14	100.0	17	17	100.0	62	47	75.8	174	174	100.0	157	143	91.1	89	82	92.1	103	81	78.6	100	93	93.0	74	48	64.9	54	45	83.3
		7053201	2023	2	10	10	100.0	3	3	100.0	10	10	100.0	41	36	87.8	140	140	100.0	130	107	82.3	59	55	93.2	90	75	83.3	64	54	84.4	76	47	61.8	68	45	66.2
	KUTAMA SECONDARY	7051508	2024	3	7	6	85.7	49	34	69.4	8	8	100.0	8	6	75.0	154	154	100.0	86	75	87.2	16	15	93.8	129	88	68.2	61	56	91.8	94	55	58.5	92	67	72.8
		7051508	2023	3	18	17	94.4	32	28	87.5	13	13	100.0	13	12	92.3	113	113	100.0	61	56	91.8				95	89	93.7				113	44	38.9	100	85	85.0
	LEMANA HIGH	7051706	2024	3												54	54	100.0	54	53	98.1	25	25	100.0	54	34	63.0	42	42	100.0	12	11	91.7	29	17	58.6	
		7051706	2023	3												73	73	100.0	73	66	90.4	35	33	94.3	73	33	45.2	50	48	96.0	23	15	65.2	38	24	63.2	
	LISHAVHANA SECONDARY	7052204	2024	2				51	42	82.4						53	53	100.0	34	33	97.1	32	28	87.5	21	21	100.0	32	30	93.8	21	16	76.2	21	19	90.5	
		7052204	2023	2				60	36	60.0						65	65	100.0	50	35	70.0	50	37	74.0	20	17	85.0	50	37	74.0	15	8	53.3	15	13	86.7	
	LITSHOVHU SECONDARY	7051606	2024	3	38	28	73.7	136	123	90.4	27	21	77.8	27	20	74.1	235	235	100.0	106	82	77.4	49	35	71.4	208	144	69.2	115	99	86.1	120	91	75.8	102	74	72.5
		7051606	2023	3	35	26	74.3	102	93	91.2	18	16	88.9	18	16	88.9	185	185	100.0	65	53	81.5	36	34	94.4	167	134	80.2	71	64	90.1	114	85	74.6	102	74	72.5
	LOUIS TRICHARDT SECONDARY	7051601	2024	5	33	28	84.8				71	67	94.4	23	20	87.0	75	75	100.0	37	37	100.0				51	49	96.1	63	63	100.0	69	56	81.2	39	30	76.9
		7051601	2023	5	23	23	100.0				68	54	79.4	31	23	74.2	74	74	100.0	47	44	93.6				62	57	91.9	63	63	100.0	74	60	81.1	45	44	97.8
	LTT MURUNWA PRIVATE SCHOOL	7051692	2024	99	7	7	100.0				15	15	100.0	21	21	100.0	34	34	100.0	32	31	96.9	11	10	90.9	34	32	94.1	21	21	100.0	32	22	68.8	25	22	88.0
		7051692	2023	99	7	6	85.7	4	3	75.0	16	13	81.3	19	14	73.7	33	33	100.0	22	22	100.0	18	17	94.4	27	24	88.9	22	19	86.4	29	25	86.2	21	20	95.2





Province Districts	Centre Name	Centre Number	Exam Date	Quintile	Accounting			Agricultural Sciences			Business Studies			Economics			English First Additional Language			Geography			History			Life Sciences			Mathematical Literacy			Mathematics			Physical Sciences		
					Total Wrote	Achieved 30 - 100%	% Achieved at 30% and Above	Total Wrote	Achieved 30 - 100%	% Achieved at 30% and Above	Total Wrote	Achieved 30 - 100%	% Achieved at 30% and Above	Total Wrote	Achieved 30 - 100%	% Achieved at 30% and Above	Total Wrote	Achieved 30 - 100%	% Achieved at 30% and Above	Total Wrote	Achieved 30 - 100%	% Achieved at 30% and Above	Total Wrote	Achieved 30 - 100%	% Achieved at 30% and Above	Total Wrote	Achieved 30 - 100%	% Achieved at 30% and Above	Total Wrote	Achieved 30 - 100%	% Achieved at 30% and Above	Total Wrote	Achieved 30 - 100%	% Achieved at 30% and Above	Total Wrote	Achieved 30 - 100%	% Achieved at 30% and Above
					VHEMBE WEST	MAKHADO COMPREHENSIVE	7051602	2024	4	10	9	90.0				33	31	93.9	23	12	52.2	76	76	100.0	132	125	94.7	70	60	85.7	124	90	72.6	70	67	95.7	86
		7051602	2023	4	10	8	80.0				18	13	72.2	17	12	70.6	99	98	99.0	139	120	86.3	66	53	80.3	140	92	65.7	65	56	86.2	93	49	52.7	83	63	75.9
	MALINGA WILSON SECONDARY	7053303	2024	2	12	11	91.7				34	32	94.1	17	16	94.1	64	64	100.0	52	52	100.0	21	18	85.7	31	31	100.0	37	37	100.0	28	26	92.9	27	22	81.5
		7053303	2023	2	21	21	100.0				41	40	97.6	41	38	92.7	75	75	100.0	54	54	100.0	9	9	100.0	34	26	76.5	41	37	90.2	34	25	73.5	25	22	88.0
	MALOVHANA SECONDARY	7052304	2024	2												15	15	100.0	15	15	100.0	15	14	93.3				15	14	93.3							
		7052304	2023	2												16	16	100.0	16	14	87.5	16	14	87.5				16	14	87.5							
	MALUTA SECONDARY	7051605	2024	3				50	50	100.0							50	50	100.0	27	27	100.0				50	48	96.0	25	25	100.0	25	15	60.0	23	21	91.3
		7051605	2023	3				47	37	78.7							47	47	100.0	32	28	87.5				47	33	70.2	29	23	79.3	18	12	66.7	15	12	80.0
	MAMVUKA SECONDARY	7051309	2024	2				12	12	100.0							48	48	100.0	48	48	100.0	26	24	92.3	48	34	70.8	38	38	100.0	10	8	80.0	10	6	60.0
		7051309	2023	2				15	14	93.3							43	43	100.0	43	38	88.4	23	21	91.3	43	27	62.8	32	26	81.3	11	6	54.5	4	4	100.0
	MANELEDZI SECONDARY	7051504	2024	3	27	21	77.8	67	38	56.7	23	23	100.0	23	21	91.3	104	104	100.0	67	48	71.6	39	34	87.2	42	41	97.6	68	51	75.0	36	18	50.0	24	20	83.3
		7051504	2023	3	38	34	89.5	68	43	63.2	37	35	94.6	37	35	94.6	118	118	100.0	64	50	78.1	25	23	92.0	56	52	92.9	63	46	73.0	55	32	58.2	29	26	89.7
	MARHOLENI HIGH	7052104	2024	2	29	28	96.6				32	27	84.4	25	13	52.0	154	154	100.0	121	103	85.1	90	82	91.1	122	74	60.7	93	82	88.2	60	37	61.7	42	36	85.7
		7052104	2023	2	24	23	95.8				35	32	91.4	34	27	79.4	123	123	100.0	88	84	95.5	63	62	98.4	88	59	67.0	87	75	86.2	36	20	55.6	36	26	72.2
	MARHORHWANI-MALALI HIGH	7052305	2024	3				51	47	92.2	8	8	100.0	8	5	62.5	76	76	100.0	44	38	86.4	4	4	100.0	65	55	84.6	44	39	88.6	32	21	65.6	27	19	70.4
		7052305	2023	3				57	48	84.2	10	10	100.0	10	9	90.0	82	81	98.8	51	37	72.5				72	50	69.4	36	27	75.0	46	17	37.0	26	20	76.9
	MARIMANE HIGH	7052201	2024	2	28	18	64.3	47	42	89.4	27	24	88.9	27	18	66.7	112	112	100.0	84	73	86.9				85	69	81.2	73	63	86.3	39	25	64.1	38	30	78.9
		7052201	2023	2	21	18	85.7	45	33	73.3	23	20	87.0	23	13	56.5	96	96	100.0	76	55	72.4				74	48	64.9	66	54	81.8	31	15	48.4	29	23	79.3
	MASERENI SECONDARY	7051403	2024	2	5	3	60.0				5	5	100.0	22	17	77.3	22	22	100.0	17	15	88.2				17	7	41.2	14	11	78.6	8	6	75.0			
		7051403	2023	2	4	4	100.0				4	4	100.0	19	12	63.2	19	19	100.0	15	13	86.7				15	8	53.3	12	10	83.3	7	2	28.6			

Province Districts	Centre Name	Centre Number	Exam Date	Quintile	Accounting			Agricultural Sciences			Business Studies			Economics			English First Additional Language			Geography			History			Life Sciences			Mathematical Literacy			Mathematics			Physical Sciences		
					Total Wrote	Achieved 30 - 100%	% Achieved at 30% and Above	Total Wrote	Achieved 30 - 100%	% Achieved at 30% and Above	Total Wrote	Achieved 30 - 100%	% Achieved at 30% and Above	Total Wrote	Achieved 30 - 100%	% Achieved at 30% and Above	Total Wrote	Achieved 30 - 100%	% Achieved at 30% and Above	Total Wrote	Achieved 30 - 100%	% Achieved at 30% and Above	Total Wrote	Achieved 30 - 100%	% Achieved at 30% and Above	Total Wrote	Achieved 30 - 100%	% Achieved at 30% and Above	Total Wrote	Achieved 30 - 100%	% Achieved at 30% and Above	Total Wrote	Achieved 30 - 100%	% Achieved at 30% and Above	Total Wrote	Achieved 30 - 100%	% Achieved at 30% and Above
					VHEMBE WEST	MASIZA HIGH	7052203	2024	3				14	14	100.0							39	39	100.0	25	24	96.0	20	18	90.0	39	27	69.2	22	22	100.0	17
		7052203	2023	3	6	5	83.3	23	23	100.0	9	7	77.8	9	6	66.7	84	84	100.0	53	45	84.9	46	46	100.0	75	44	58.7	56	52	92.9	28	16	57.1	31	21	67.7
	MASWIE SECONDARY	7053104	2024	2													77	77	100.0	77	74	96.1	61	55	90.2	77	55	71.4	56	46	82.1	21	14	66.7	16	12	75.0
		7053104	2023	2													67	67	100.0	67	56	83.6	50	44	88.0	66	49	74.2	42	32	76.2	25	14	56.0	17	16	94.1
	MATHEDE SECONDARY	7051209	2024	2	17	13	76.5	17	14	82.4	17	17	100.0	17	17	100.0	41	41	100.0	24	20	83.3				24	16	66.7	31	28	90.3	10	4	40.0	7	4	57.1
		7051209	2023	2	12	7	58.3	11	8	72.7	12	12	100.0	12	11	91.7	32	32	100.0	20	18	90.0				20	13	65.0	23	19	82.6	9	5	55.6	9	9	100.0
	MICHAEL DENGA RAMABULANA SECONDARY	7051708	2024	2	37	36	97.3	25	24	96.0	37	37	100.0	37	32	86.5	113	113	100.0	76	70	92.1	25	24	96.0	51	49	96.1	58	54	93.1	55	48	87.3	51	47	92.2
		7051708	2023	2	29	29	100.0	22	16	72.7	29	27	93.1	30	26	86.7	86	86	100.0	55	43	78.2	24	20	83.3	34	33	97.1	45	42	93.3	41	31	75.6	35	34	97.1
	MIRIYAVHAVHA TEC SECONDARY	7051112	2024	2													66	66	100.0													36	21	58.3	36	33	91.7
		7051112	2023	2													58	58	100.0													43	33	76.7	43	33	76.7
	MMILIGE SECONDARY	7051510	2024	2	4	4	100.0	23	16	69.6	4	3	75.0				37	37	100.0	37	33	89.2				33	20	60.6	25	23	92.0	12	6	50.0	10	7	70.0
		7051510	2023	2	9	4	44.4	19	15	78.9	9	9	100.0				35	35	100.0	35	34	97.1				26	13	50.0	25	25	100.0	10	6	60.0	7	5	71.4
	MOPANE INTERMEDIATE	7051405	2024	2	18	18	100.0	58	55	94.8	28	28	100.0	48	46	95.8	76	76	100.0							48	48	100.0	41	41	100.0	35	35	100.0	28	26	92.9
		7051405	2023	2	19	17	89.5	48	47	97.9	32	30	93.8	51	49	96.1	67	67	100.0							35	34	97.1	41	41	100.0	26	25	96.2	16	15	93.8
	MPHEPHU HIGH	7051102	2024	2	12	8	66.7	12	10	83.3	12	11	91.7	12	7	58.3	55	55	100.0	42	35	83.3	18	18	100.0	43	29	67.4	39	36	92.3	14	10	71.4	13	10	76.9
		7051102	2023	2	11	6	54.5	19	13	68.4	11	11	100.0	11	8	72.7	86	86	100.0	75	49	65.3	30	27	90.0	75	40	53.3	57	47	82.5	29	19	65.5	26	21	80.8
	MSENGI SENIOR SECONDARY	7052107	2024	2	20	17	85.0	61	45	73.8	21	21	100.0	21	18	85.7	112	112	100.0	67	67	100.0	25	25	100.0	91	78	85.7	79	79	100.0	33	27	81.8	30	27	90.0
		7052107	2023	2	13	8	61.5	53	41	77.4	12	11	91.7	12	10	83.3	97	97	100.0	52	51	98.1	28	28	100.0	85	66	77.6	60	59	98.3	37	19	51.4	36	29	80.6
	MUDIMELI SECONDARY	7051404	2024	2	4	4	100.0							8	6	75.0	52	52	100.0	52	47	90.4	39	37	94.9	44	31	70.5	43	39	90.7	9	7	77.8	9	8	88.9
		7051404	2023	2	4	3	75.0							8	6	75.0	45	45	100.0	45	40	88.9	29	27	93.1	37	22	59.5	31	23	74.2	14	6	42.9	12	12	100.0

Province Districts	Centre Name	Centre Number	Exam Date	Quintile	Accounting			Agricultural Sciences			Business Studies			Economics			English First Additional Language			Geography			History			Life Sciences			Mathematical Literacy			Mathematics			Physical Sciences		
					Total Wrote	Achieved 30 - 100%	% Achieved at 30% and Above	Total Wrote	Achieved 30 - 100%	% Achieved at 30% and Above	Total Wrote	Achieved 30 - 100%	% Achieved at 30% and Above	Total Wrote	Achieved 30 - 100%	% Achieved at 30% and Above	Total Wrote	Achieved 30 - 100%	% Achieved at 30% and Above	Total Wrote	Achieved 30 - 100%	% Achieved at 30% and Above	Total Wrote	Achieved 30 - 100%	% Achieved at 30% and Above	Total Wrote	Achieved 30 - 100%	% Achieved at 30% and Above	Total Wrote	Achieved 30 - 100%	% Achieved at 30% and Above	Total Wrote	Achieved 30 - 100%	% Achieved at 30% and Above	Total Wrote	Achieved 30 - 100%	% Achieved at 30% and Above
					VHEMBE WEST	MUDINANE SECONDARY	7053308	2024	2				17	15	88.2						56	56	100.0	56	56	100.0	45	45	100.0	39	37	94.9	45	45	100.0	11	11
		7053308	2023	2				16	12	75.0						62	62	100.0	62	55	88.7	40	38	95.0	46	42	91.3	40	36	90.0	22	22	100.0	22	21	95.5	
	MULENGA SECONDARY	7051308	2024	2				16	14	87.5						75	75	100.0	75	72	96.0	36	35	97.2	75	63	84.0	52	48	92.3	23	22	95.7	23	19	82.6	
		7051308	2023	2				15	9	60.0						51	51	100.0	52	44	84.6	29	29	100.0	52	42	80.8	44	39	88.6	8	8	100.0	8	8	100.0	
	MULIMA SECONDARY	7052405	2024	2												51	51	100.0	51	50	98.0	29	29	100.0	51	48	94.1	29	29	100.0	22	14	63.6	22	17	77.3	
		7052405	2023	2												59	59	100.0	59	50	84.7	34	32	94.1	59	49	83.1	34	25	73.5	25	14	56.0	25	24	96.0	
	MUSHAATHONI SECONDARY	7051103	2024	2				12	11	91.7						46	46	100.0	46	42	91.3	21	21	100.0	26	17	65.4	32	30	93.8	14	3	21.4	13	6	46.2	
		7051103	2023	2				41	17	41.5						67	67	100.0	67	48	71.6	13	13	100.0	55	19	34.5	54	32	59.3	13	3	23.1	13	5	38.5	
	MUSINA SECONDARY	7051408	2024	3	22	22	100.0				51	46	90.2	22	21	95.5	127	127	100.0	105	86	81.9	73	57	78.1	76	54	71.1	95	76	80.0	32	26	81.3	32	22	68.8
		7051408	2023	3							46	43	93.5	46	31	67.4	120	120	100.0	74	60	81.1	97	83	85.6	74	52	70.3	97	84	86.6	23	18	78.3	23	20	87.0
	MUTHUHADINI COMBINED	7051703	2024	2	14	7	50.0	11	10	90.9	14	12	85.7	14	8	57.1	71	71	100.0	57	53	93.0	27	27	100.0	57	48	84.2	51	47	92.2	20	19	95.0	19	17	89.5
		7051703	2023	2	14	13	92.9	11	4	36.4	14	12	85.7	14	11	78.6	105	105	100.0	92	66	71.7	45	42	93.3	92	56	60.9	71	53	74.6	35	20	57.1	35	20	57.1
	NAMADZAVHO SECONDARY	7052404	2024	2	11	5	45.5				11	10	90.9	11	5	45.5	11	11	100.0									11	10	90.9							
		7052404	2023	2	17	12	70.6				17	16	94.1	17	14	82.4	17	17	100.0										17	16	94.1						
	NDALAMO SECONDARY	7052209	2024	2												21	21	100.0	21	21	100.0	13	12	92.3	21	18	85.7	13	12	92.3	8	5	62.5	8	8	100.0	
		7052209	2023	2												25	25	100.0	25	20	80.0	16	16	100.0	25	14	56.0	16	11	68.8	9	5	55.6	9	4	44.4	
	NKONENI SECONDARY	7051111	2024	2												19	19	100.0	19	18	94.7				19	18	94.7				19	13	68.4	19	18	94.7	
		7051111	2023	2												20	20	100.0	20	19	95.0				20	16	80.0				20	12	60.0	20	16	80.0	
	NNDAMULELENI SECONDARY	7053105	2024	2												95	95	100.0	95	87	91.6	60	49	81.7	95	66	69.5	60	54	90.0	35	30	85.7	35	26	74.3	
		7053105	2023	2												114	114	100.0	114	103	90.4	73	62	84.9	114	69	60.5	73	61	83.6	41	32	78.0	41	31	75.6	

Province Districts	Centre Name	Centre Number	Exam Date	Quintile	Accounting			Agricultural Sciences			Business Studies			Economics			English First Additional Language			Geography			History			Life Sciences			Mathematical Literacy			Mathematics			Physical Sciences		
					Total Wrote	Achieved 30 - 100%	% Achieved at 30% and Above	Total Wrote	Achieved 30 - 100%	% Achieved at 30% and Above	Total Wrote	Achieved 30 - 100%	% Achieved at 30% and Above	Total Wrote	Achieved 30 - 100%	% Achieved at 30% and Above	Total Wrote	Achieved 30 - 100%	% Achieved at 30% and Above	Total Wrote	Achieved 30 - 100%	% Achieved at 30% and Above	Total Wrote	Achieved 30 - 100%	% Achieved at 30% and Above	Total Wrote	Achieved 30 - 100%	% Achieved at 30% and Above	Total Wrote	Achieved 30 - 100%	% Achieved at 30% and Above	Total Wrote	Achieved 30 - 100%	% Achieved at 30% and Above	Total Wrote	Achieved 30 - 100%	% Achieved at 30% and Above
					VHEMBE WEST	NNDITSHENI SECONDARY	7051109	2024	1				13	11	84.6					18	18	100.0	18	17	94.4				18	18	100.0	6	5	83.3	12	3	25.0
		7051109	2023	1				15	13	86.7					29	29	100.0	29	27	93.1				29	24	82.8	9	6	66.7	20	9	45.0	14	11	78.6		
	NNDWELWENI SECONDARY	7051110	2024	2										27	27	100.0	27	27	100.0				27	24	88.9				27	20	74.1	27	22	81.5			
		7051110	2023	2										17	17	100.0	17	17	100.0				17	17	100.0				17	8	47.1	17	17	100.0			
	NNGWENI SECONDARY	7051305	2024	3	10	10	100.0	6	6	100.0	10	10	100.0	10	8	80.0	126	126	100.0	116	110	94.8	26	21	80.8	107	84	78.5	40	39	97.5	86	70	81.4	84	65	77.4
		7051305	2023	3	30	26	86.7	30	25	83.3	30	29	96.7	30	26	86.7	269	269	100.0	239	197	82.4	83	68	81.9	220	131	59.5	84	70	83.3	185	72	38.9	126	83	65.9
	NWAMALOBYE HIGH	7052309	2024	3				43	29	67.4					62	61	98.4	62	54	87.1	24	21	87.5	38	27	71.1	43	34	79.1	19	13	68.4	19	15	78.9		
		7052309	2023	3				45	28	62.2					59	59	100.0	59	47	79.7	34	30	88.2	25	20	80.0	45	30	66.7	14	8	57.1	14	13	92.9		
	NWARIDI SECONDARY	7053304	2024	2	7	6	85.7				12	11	91.7	7	7	100.0	44	44	100.0	37	33	89.2	32	32	100.0	32	28	87.5	35	32	91.4	9	9	100.0	5	5	100.0
		7053304	2023	2	7	6	85.7				8	8	100.0	8	8	100.0	60	60	100.0	53	42	79.2	39	30	76.9	52	32	61.5	44	30	68.2	16	10	62.5	13	10	76.9
	ONGEDACHT SECONDARY	7053309	2024	2				26	16	61.5					26	26	100.0	26	16	61.5				26	12	46.2	20	14	70.0	6	0	0.0					
		7053309	2023	2				15	9	60.0					18	18	100.0	18	13	72.2				18	10	55.6	13	7	53.8	5	1	20.0	3	1	33.3		
	OZIAS DAVHANA SECONDARY	7051704	2024	3	5	4	80.0	13	13	100.0	5	4	80.0	5	4	80.0	70	70	100.0	65	61	93.8	46	40	87.0	52	44	84.6	51	50	98.0	19	15	78.9	19	17	89.5
		7051704	2023	3	12	9	75.0	17	16	94.1	12	10	83.3	12	8	66.7	122	122	100.0	110	101	91.8	74	68	91.9	93	66	71.0	85	75	88.2	37	21	56.8	36	20	55.6
	PATRICK RAMAANO SECONDARY	7051302	2024	2	47	44	93.6	48	48	100.0	47	47	100.0	47	43	91.5	260	260	100.0	213	210	98.6	58	56	96.6	202	192	95.0	133	132	99.2	127	107	84.3	107	89	83.2
		7051302	2023	2	41	29	70.7	85	70	82.4	41	40	97.6	41	34	82.9	324	324	100.0	283	259	91.5	65	56	86.2	261	203	77.8	151	127	84.1	173	127	73.4	133	121	91.0
	PHIRIPHIRI SECONDARY	7051106	2024	2	11	7	63.6				11	10	90.9	23	19	82.6	87	87	100.0	76	74	97.4	37	36	97.3	64	59	92.2	46	45	97.8	41	39	95.1	39	35	89.7
		7051106	2023	2	28	14	50.0				28	16	57.1	43	16	37.2	162	162	100.0	135	118	87.4	36	28	77.8	119	72	60.5	57	41	71.9	106	53	50.0	99	60	60.6
	RADZAMBO SECONDARY	7053307	2024	2				17	8	47.1					17	17	100.0	17	14	82.4				17	14	82.4	17	12	70.6								
		7053307	2023	2				19	14	73.7					19	19	100.0	19	12	63.2				19	11	57.9	20	17	85.0								

Province Districts	Centre Name	Centre Number	Exam Date	Quintile	Accounting			Agricultural Sciences			Business Studies			Economics			English First Additional Language			Geography			History			Life Sciences			Mathematical Literacy			Mathematics			Physical Sciences			
					Total Wrote	Achieved 30 - 100%	% Achieved at 30% and Above	Total Wrote	Achieved 30 - 100%	% Achieved at 30% and Above	Total Wrote	Achieved 30 - 100%	% Achieved at 30% and Above	Total Wrote	Achieved 30 - 100%	% Achieved at 30% and Above	Total Wrote	Achieved 30 - 100%	% Achieved at 30% and Above	Total Wrote	Achieved 30 - 100%	% Achieved at 30% and Above	Total Wrote	Achieved 30 - 100%	% Achieved at 30% and Above	Total Wrote	Achieved 30 - 100%	% Achieved at 30% and Above	Total Wrote	Achieved 30 - 100%	% Achieved at 30% and Above	Total Wrote	Achieved 30 - 100%	% Achieved at 30% and Above	Total Wrote	Achieved 30 - 100%	% Achieved at 30% and Above	
					VHEMBE WEST	RALUOMBE SECONDARY	7052205	2024	2				15	11	73.3					20	20	100.0	20	19	95.0				20	17	85.0	8	7	87.5	12	6	50.0	5
		7052205	2023	2				11	3	27.3					25	22	88.0	25	14	56.0	10	6	60.0	25	10	40.0	20	13	65.0	5	2	40.0	4	1	25.0			
	RAMABULANA SECONDARY	7051402	2024	2	10	10	100.0				31	24	77.4					31	30	96.8	31	25	80.6				21	19	90.5	28	25	89.3	3	3	100.0			
		7051402	2023	2	8	6	75.0				28	27	96.4					27	27	100.0	28	27	96.4				20	19	95.0	27	27	100.0						
	RAMASHIA SECONDARY	7051104	2024	2				17	12	70.6					28	28	100.0	28	22	78.6				28	14	50.0	12	12	100.0	16	8	50.0	11	7	63.6			
		7051104	2023	2				14	11	78.6					45	45	100.0	45	38	84.4				45	28	62.2	13	12	92.3	32	12	37.5	31	14	45.2			
	RAMAUBA SECONDARY	7053306	2024	2				15	8	53.3					38	38	100.0	38	30	78.9	26	21	80.8	23	22	95.7	26	21	80.8	12	10	83.3	12	8	66.7			
		7053306	2023	2				15	11	73.3					26	26	100.0	26	24	92.3	16	15	93.8	11	9	81.8	16	16	100.0	10	7	70.0	10	8	80.0			
	RASILA SECONDARY	7052407	2024	2	12	7	58.3				12	12	100.0	12	11	91.7	71	71	100.0	59	46	78.0	41	35	85.4	59	38	64.4	51	45	88.2	20	14	70.0	18	17	94.4	
		7052407	2023	2	8	3	37.5				8	8	100.0	8	8	100.0	67	67	100.0	59	48	81.4	43	40	93.0	59	29	49.2	51	40	78.4	16	8	50.0	16	12	75.0	
	RAVHUHALI SECONDARY	7051609	2024	2				14	14	100.0					28	28	100.0	28	28	100.0				28	26	92.9	14	13	92.9	14	9	64.3	14	14	100.0			
		7051609	2023	2				36	26	72.2					49	49	100.0	49	41	83.7				49	28	57.1	35	25	71.4	14	4	28.6	13	13	100.0			
	RENAISSANCE SECONDARY	7051407	2024	2											88	88	100.0	88	82	93.2	68	68	100.0	88	57	64.8	55	54	98.2	33	22	66.7	20	16	80.0			
		7051407	2023	2											113	113	100.0	113	86	76.1	66	57	86.4	113	59	52.2	62	54	87.1	51	25	49.0	47	22	46.8			
	RIVONI SCHOOL FOR THE BLIND	7051781	2024	99							13	13	100.0	13	13	100.0	13	13	100.0				13	13	100.0				12	12	100.0	1	1	100.0				
		7051781	2023	99							9	9	100.0	9	9	100.0	9	9	100.0				9	9	100.0				6	6	100.0	3	1	33.3				
	RIVUBYE HIGH	7051709	2024	2	18	14	77.8	12	11	91.7	18	18	100.0	18	17	94.4	74	74	100.0	56	55	98.2	31	31	100.0	56	47	83.9	61	61	100.0	13	12	92.3	13	13	100.0	
		7051709	2023	2	17	12	70.6	9	7	77.8	17	16	94.1	17	13	76.5	64	64	100.0	47	45	95.7	20	20	100.0	47	35	74.5	44	41	93.2	20	16	80.0	18	14	77.8	
	RUSSEL BUNGENI HIGH	7052101	2024	2	12	5	41.7	32	29	90.6	12	12	100.0	15	9	60.0	92	92	100.0	80	79	98.8	35	34	97.1	45	44	97.8	44	44	100.0	48	33	68.8	45	32	71.1	
		7052101	2023	2	7	4	57.1	27	21	77.8	7	7	100.0	46	14	30.4	103	102	99.0	85	73	85.9	55	43	78.2	41	39	95.1	60	50	83.3	44	27	61.4	41	30	73.2	

Province Districts	Centre Name	Centre Number	Exam Date	Quintile	Accounting			Agricultural Sciences			Business Studies			Economics			English First Additional Language			Geography			History			Life Sciences			Mathematical Literacy			Mathematics			Physical Sciences		
					Total Wrote	Achieved 30 - 100%	% Achieved at 30% and Above	Total Wrote	Achieved 30 - 100%	% Achieved at 30% and Above	Total Wrote	Achieved 30 - 100%	% Achieved at 30% and Above	Total Wrote	Achieved 30 - 100%	% Achieved at 30% and Above	Total Wrote	Achieved 30 - 100%	% Achieved at 30% and Above	Total Wrote	Achieved 30 - 100%	% Achieved at 30% and Above	Total Wrote	Achieved 30 - 100%	% Achieved at 30% and Above	Total Wrote	Achieved 30 - 100%	% Achieved at 30% and Above	Total Wrote	Achieved 30 - 100%	% Achieved at 30% and Above	Total Wrote	Achieved 30 - 100%	% Achieved at 30% and Above	Total Wrote	Achieved 30 - 100%	% Achieved at 30% and Above
					VHEMBE WEST	SHINGUWA HIGH	7052202	2024	2	19	16	84.2	9	8	88.9	40	29	72.5	19	15	78.9	93	93	100.0	74	69	93.2	47	45	95.7	53	36	67.9	74	69	93.2	19
		7052202	2023	2	10	9	90.0	16	13	81.3	10	8	80.0	10	6	60.0	92	92	100.0	83	75	90.4	51	48	94.1	83	57	68.7	72	66	91.7	21	12	57.1	15	14	93.3
	SINTHUMULE SECONDARY	7051502	2024	2	44	43	97.7	104	88	84.6	23	23	100.0	23	23	100.0	328	328	100.0	254	231	90.9	76	62	81.6	205	190	92.7	191	179	93.7	137	108	78.8	121	90	74.4
		7051502	2023	2	41	34	82.9	95	87	91.6	28	28	100.0	28	26	92.9	293	293	100.0	224	188	83.9	68	61	89.7	177	149	84.2	168	148	88.1	125	90	72.0	104	76	73.1
	SINUGANI SECONDARY	7051604	2024	2				29	25	86.2							54	50	92.6	40	29	72.5	25	19	76.0	54	26	48.1	39	28	71.8	15	13	86.7	14	9	64.3
		7051604	2023	2				34	25	73.5							55	55	100.0	40	25	62.5	21	14	66.7	55	24	43.6	39	23	59.0	16	3	18.8	15	7	46.7
	SOLOMON MAELULA SECONDARY	7051608	2024	2				41	39	95.1							58	58	100.0	58	53	91.4				58	45	77.6	40	36	90.0	18	9	50.0	17	13	76.5
		7051608	2023	2				54	46	85.2							66	66	100.0	66	57	86.4				66	49	74.2	54	49	90.7	12	7	58.3	12	12	100.0
	SWOBANI SECONDARY	7051505	2024	2													36	36	100.0	36	21	58.3	36	20	55.6	36	3	8.3	36	24	66.7						
		7051505	2023	2													14	14	100.0	14	12	85.7	10	10	100.0	14	5	35.7	10	8	80.0	4	2	50.0	4	2	50.0
	SWONGOZWI SECONDARY	7051507	2024	2													51	51	100.0	52	35	67.3	38	28	73.7	52	19	36.5	38	27	71.1	14	3	21.4	14	5	35.7
		7051507	2023	2													57	57	100.0	57	48	84.2	40	39	97.5	57	37	64.9	40	34	85.0	17	11	64.7	17	16	94.1
	TALIFHANI COMBINED SCHOOL	7051392	2024	99	3	3	100.0				3	3	100.0	3	3	100.0	13	13	100.0	10	10	100.0				10	10	100.0				13	10	76.9	10	8	80.0
		7051392	2023	99	8	8	100.0				8	8	100.0	8	8	100.0	22	22	100.0	14	14	100.0				14	14	100.0				22	17	77.3	14	14	100.0
	THEOCENTRIC CHRISTIAN COLLEGE	7052191	2024	99													7	7	100.0	7	7	100.0	3	3	100.0	7	6	85.7	3	3	100.0	4	4	100.0	4	2	50.0
		7052191	2023	99													15	15	100.0	15	11	73.3	5	5	100.0	15	8	53.3	5	2	40.0	10	6	60.0	10	4	40.0
	THWALIMA SECONDARY	7052402	2024	2				21	14	66.7							48	48	100.0	26	22	84.6	38	35	92.1	22	13	59.1	37	33	89.2	11	10	90.9	10	9	90.0
		7052402	2023	2				24	13	54.2							72	72	100.0	48	29	60.4	59	50	84.7	28	15	53.6	52	38	73.1	20	7	35.0	13	8	61.5
	TIYANI SECONDARY	7052308	2024	2	25	21	84.0	73	65	89.0	24	24	100.0	24	21	87.5	162	162	100.0	82	81	98.8				138	123	89.1				162	68	42.0	79	63	79.7
		7052308	2023	2	25	21	84.0	89	74	83.1	23	22	95.7	24	17	70.8	189	189	100.0	148	133	89.9				166	128	77.1				190	61	32.1	93	76	81.7



Province Districts	Centre Name	Centre Number	Exam Date	Quintile	Accounting			Agricultural Sciences			Business Studies			Economics			English First Additional Language			Geography			History			Life Sciences			Mathematical Literacy			Mathematics			Physical Sciences		
					Total Wrote	Achieved 30 - 100%	% Achieved at 30% and Above	Total Wrote	Achieved 30 - 100%	% Achieved at 30% and Above	Total Wrote	Achieved 30 - 100%	% Achieved at 30% and Above	Total Wrote	Achieved 30 - 100%	% Achieved at 30% and Above	Total Wrote	Achieved 30 - 100%	% Achieved at 30% and Above	Total Wrote	Achieved 30 - 100%	% Achieved at 30% and Above	Total Wrote	Achieved 30 - 100%	% Achieved at 30% and Above	Total Wrote	Achieved 30 - 100%	% Achieved at 30% and Above	Total Wrote	Achieved 30 - 100%	% Achieved at 30% and Above	Total Wrote	Achieved 30 - 100%	% Achieved at 30% and Above	Total Wrote	Achieved 30 - 100%	% Achieved at 30% and Above
					VHEMBE WEST	TSHALA SECONDARY SCHOOL	7051201	2024	2	3	3	100.0	11	8	72.7	3	3	100.0	3	2	66.7	14	14	100.0	11	10	90.9				11	11	100.0	14	13	92.9	
		7051201	2023	2	8	8	100.0	13	8	61.5	8	7	87.5	8	7	87.5	21	21	100.0	13	9	69.2				13	9	69.2	21	15	71.4						
	TSHAMAKWATINI SECONDARY	7051203	2024	2													72	72	100.0	72	69	95.8	51	30	58.8	72	52	72.2	51	45	88.2	21	10	47.6	21	15	71.4
		7051203	2023	2													42	41	97.6	42	32	76.2	27	23	85.2	42	19	45.2	27	19	70.4	15	7	46.7	15	10	66.7
	TSHIANANE SECONDARY	7051401	2024	2				38	35	92.1							38	38	100.0	38	34	89.5				38	30	78.9	26	26	100.0	12	4	33.3			
		7051401	2023	2				49	43	87.8							49	49	100.0	49	41	83.7				49	34	69.4	35	29	82.9	14	3	21.4			
	TSHIAWELO SECONDARY	7051707	2024	3							16	10	62.5				95	94	98.9	79	62	78.5	58	43	74.1	50	35	70.0	74	48	64.9	21	13	61.9	21	12	57.1
		7051707	2023	3							9	7	77.8				83	83	100.0	74	70	94.6	44	44	100.0	65	48	73.8	47	42	89.4	36	20	55.6	29	21	72.4
	TSHIEMUEMU SECONDARY	7053102	2024	2	20	19	95.0				27	26	96.3	27	24	88.9	126	126	100.0	99	94	94.9	60	58	96.7	99	74	74.7	82	75	91.5	44	34	77.3	39	30	76.9
		7053102	2023	2	20	12	60.0				29	22	75.9	29	25	86.2	102	102	100.0	73	61	83.6	46	38	82.6	73	51	69.9	73	60	82.2	29	19	65.5	27	25	92.6
	TSHIFHENA SECONDARY	7051105	2024	2				13	10	76.9							45	45	100.0	45	29	64.4	25	14	56.0	45	27	60.0	35	23	65.7	10	4	40.0	7	4	57.1
		7051105	2023	2				12	11	91.7							29	29	100.0	29	26	89.7	11	11	100.0	29	22	75.9	21	17	81.0	8	2	25.0	6	5	83.3
	TSHIITWA SECONDARY	7052206	2024	2	12	11	91.7				73	71	97.3	12	11	91.7	137	137	100.0	125	122	97.6	31	31	100.0	94	89	94.7	31	30	96.8	106	61	57.5	64	61	95.3
		7052206	2023	2	28	23	82.1	49	42	85.7	26	22	84.6	48	43	89.6	197	197	100.0	158	147	93.0	41	40	97.6	141	126	89.4	41	38	92.7	156	64	41.0	100	68	68.0
	TSHIKHUTHULA SECONDARY	7052207	2024	2				78	61	78.2							122	122	100.0	85	72	84.7	40	31	77.5	81	67	82.7	41	37	90.2	80	51	63.8	81	51	63.0
		7052207	2023	2	10	10	100.0	84	59	70.2	10	10	100.0	10	10	100.0	163	163	100.0	124	104	83.9	54	51	94.4	100	92	92.0	61	51	83.6	103	62	60.2	100	68	68.0
	TSHIKOTA SECONDARY SCHOOL	7051603	2024	3	21	14	66.7	86	62	72.1	35	32	91.4	35	23	65.7	191	190	99.5	70	66	94.3	123	92	74.8	156	114	73.1	120	92	76.7	71	43	60.6	47	36	76.6
		7051603	2023	3	14	8	57.1	73	49	67.1	20	17	85.0	21	11	52.4	143	143	100.0	50	43	86.0	95	71	74.7	123	88	71.5	100	80	80.0	45	29	64.4	36	27	75.0
	TSHILAVHUTUME SECONDARY	7053207	2024	2				33	31	93.9							38	38	100.0	38	36	94.7				38	31	81.6	33	32	97.0	5	4	80.0	5	5	100.0
		7053207	2023	2				20	18	90.0							29	29	100.0	29	26	89.7				29	28	96.6	13	11	84.6	16	13	81.3	9	9	100.0

Province Districts	Centre Name	Centre Number	Exam Date	Quintile	Accounting			Agricultural Sciences			Business Studies			Economics			English First Additional Language			Geography			History			Life Sciences			Mathematical Literacy			Mathematics			Physical Sciences		
					Total Wrote	Achieved 30 - 100%	% Achieved at 30% and Above	Total Wrote	Achieved 30 - 100%	% Achieved at 30% and Above	Total Wrote	Achieved 30 - 100%	% Achieved at 30% and Above	Total Wrote	Achieved 30 - 100%	% Achieved at 30% and Above	Total Wrote	Achieved 30 - 100%	% Achieved at 30% and Above	Total Wrote	Achieved 30 - 100%	% Achieved at 30% and Above	Total Wrote	Achieved 30 - 100%	% Achieved at 30% and Above	Total Wrote	Achieved 30 - 100%	% Achieved at 30% and Above	Total Wrote	Achieved 30 - 100%	% Achieved at 30% and Above	Total Wrote	Achieved 30 - 100%	% Achieved at 30% and Above	Total Wrote	Achieved 30 - 100%	% Achieved at 30% and Above
					VHEMBE WEST	TSHILOGONI SECONDARY	7051207	2024	2	8	8	100.0	24	24	100.0	8	8	100.0	14	12	85.7	72	72	100.0	40	39	97.5	32	31	96.9	58	55	94.8	45	44	97.8	27
		7051207	2023	2	5	5	100.0	41	35	85.4	5	5	100.0	14	13	92.9	76	76	100.0	30	29	96.7	47	46	97.9	62	46	74.2	57	51	89.5	19	14	73.7	24	19	79.2
	TSHINANGE SECONDARY	7052303	2024	2	6	5	83.3				13	11	84.6	13	7	53.8	95	95	100.0	82	52	63.4	69	66	95.7	19	13	68.4	82	74	90.2	14	10	71.4	13	8	61.5
		7052303	2023	2	9	5	55.6				16	13	81.3	16	11	68.8	94	94	100.0	79	58	73.4	54	54	100.0	38	26	68.4	65	54	83.1	31	22	71.0	26	18	69.2
	TSHINAVHE SECONDARY	7053310	2024	2	23	14	60.9				17	16	94.1	19	17	89.5	90	90	100.0	67	59	88.1	34	30	88.2	71	59	83.1	50	41	82.0	40	36	90.0	39	27	69.2
		7053310	2023	2	21	15	71.4				15	15	100.0	15	9	60.0	86	86	100.0	65	47	72.3	42	33	78.6	71	37	52.1	55	40	72.7	31	24	77.4	29	25	86.2
	TSHIPETANE SECONDARY	7053106	2024	2	12	7	58.3				12	12	100.0	12	10	83.3	58	58	100.0	46	36	78.3	34	23	67.6	46	29	63.0	34	28	82.4	24	11	45.8	12	10	83.3
		7053106	2023	2	11	11	100.0				11	11	100.0	11	11	100.0	48	48	100.0	37	33	89.2	27	23	85.2	37	23	62.2	27	22	81.5	21	15	71.4	10	10	100.0
	TSHIRULULUNI SECONDARY	7051506	2024	2				14	14	100.0							14	14	100.0	7	7	100.0				14	12	85.7				14	3	21.4	7	5	71.4
		7051506	2023	2				13	13	100.0							13	13	100.0	5	5	100.0				13	13	100.0				13	4	30.8	8	7	87.5
	TSHIUNGULELA SECONDARY	7051509	2024	2				15	15	100.0							45	45	100.0	36	35	97.2	30	30	100.0	45	38	84.4	34	33	97.1	11	8	72.7	9	9	100.0
		7051509	2023	2				19	14	73.7							51	51	100.0	40	30	75.0	32	16	50.0	46	10	21.7	39	28	71.8	12	8	66.7	11	8	72.7
	TSWIME SECONDARY	7051204	2024	2													38	38	100.0	39	35	89.7	23	13	56.5				21	15	71.4	18	7	38.9	16	8	50.0
		7051204	2023	2													43	33	76.7	43	20	46.5	32	10	31.3						43	2	4.7	11	6	54.5	
	VELELAMBEU SECONDARY SCHOOL	7051205	2024	2				35	22	62.9							42	41	97.6	42	33	78.6				42	24	57.1	34	28	82.4	8	3	37.5	7	2	28.6
		7051205	2023	2				29	24	82.8							42	42	100.0	42	40	95.2				42	32	76.2	22	20	90.9	20	3	15.0	13	8	61.5
	VHAFAMADI SECONDARY	7053302	2024	2	14	13	92.9				14	14	100.0	14	12	85.7	188	188	100.0	174	174	100.0	81	81	100.0	174	167	96.0	88	87	98.9	100	94	94.0	93	88	94.6
		7053302	2023	2	34	31	91.2				28	28	100.0	28	25	89.3	193	193	100.0	159	151	95.0	60	57	95.0	165	132	80.0	85	76	89.4	108	96	88.9	105	94	89.5
	VHALUVHU SECONDARY	7052401	2024	2				15	10	66.7							97	97	100.0	95	61	64.2	75	70	93.3	84	50	59.5	75	60	80.0	22	11	50.0	22	16	72.7
		7052401	2023	2				20	10	50.0							103	103	100.0	97	44	45.4	79	61	77.2	89	27	30.3	79	52	65.8	23	9	39.1	24	11	45.8

Province Districts	Centre Name	Centre Number	Exam Date	Quintile	Accounting			Agricultural Sciences			Business Studies			Economics			English First Additional Language			Geography			History			Life Sciences			Mathematical Literacy			Mathematics			Physical Sciences		
					Total Wrote	Achieved 30 - 100%	% Achieved at 30% and Above	Total Wrote	Achieved 30 - 100%	% Achieved at 30% and Above	Total Wrote	Achieved 30 - 100%	% Achieved at 30% and Above	Total Wrote	Achieved 30 - 100%	% Achieved at 30% and Above	Total Wrote	Achieved 30 - 100%	% Achieved at 30% and Above	Total Wrote	Achieved 30 - 100%	% Achieved at 30% and Above	Total Wrote	Achieved 30 - 100%	% Achieved at 30% and Above	Total Wrote	Achieved 30 - 100%	% Achieved at 30% and Above	Total Wrote	Achieved 30 - 100%	% Achieved at 30% and Above	Total Wrote	Achieved 30 - 100%	% Achieved at 30% and Above			
					VHEMBE WEST	VHUDZANI SECONDARY	7053301	2024	2										64	64	100.0	64	46	71.9	64	39	60.9	64	34	53.1	64	42	65.6				
		7053301	2023	2										54	54	100.0	54	46	85.2	54	36	66.7	53	22	41.5	54	46	85.2									
	VHULAUDI SECONDARY	7051208	2024	2				25	20	80.0				45	45	100.0	45	42	93.3				32	28	87.5	38	38	100.0	7	6	85.7	7	6	85.7			
		7051208	2023	2				20	17	85.0				47	47	100.0	42	38	90.5				38	31	81.6	29	28	96.6	18	12	66.7	18	14	77.8			
	VHUSENDEKA SECONDARY	7051108	2024	2				19	17	89.5				19	19	100.0	6	5	83.3				19	15	78.9	6	5	83.3	13	6	46.2	13	8	61.5			
		7051108	2023	2				14	13	92.9				14	14	100.0	5	5	100.0				14	11	78.6	5	4	80.0	9	3	33.3	9	6	66.7			
	WATERVAL HIGH	7051702	2024	3	11	11	100.0				25	24	96.0	25	20	80.0	87	87	100.0	76	60	78.9	45	24	53.3	62	46	74.2	68	61	89.7	19	9	47.4	17	11	64.7
		7051702	2023	3	19	18	94.7				26	25	96.2	26	24	92.3	94	94	100.0	75	67	89.3	44	44	100.0	68	55	80.9	67	60	89.6	27	11	40.7	24	14	58.3
	WILMARY CHRISTIAN LEARNING CENTRE	7051592	2024	99	11	10	90.9	14	13	92.9	11	11	100.0	10	10	100.0	37	37	100.0	27	26	96.3				26	22	84.6	21	21	100.0	16	15	93.8	12	10	83.3
		7051592	2023	99	6	5	83.3	15	15	100.0	5	5	100.0	4	4	100.0	32	32	100.0	28	28	100.0				26	21	80.8	15	15	100.0	17	15	88.2	12	12	100.0
	YINGWANI-RIBUNGWANI HIGH	7052302	2024	2				3	3	100.0							71	71	100.0	68	52	76.5	37	31	83.8	71	42	59.2	37	34	91.9	34	21	61.8	34	20	58.8
		7052302	2023	2				19	18	94.7							50	50	100.0	31	22	71.0	29	26	89.7	50	27	54.0	29	26	89.7	21	13	61.9	21	17	81.0
	BAITSWE SECONDARY	7012107	2024	2				26	19	73.1							26	26	100.0	19	12	63.2				9	8	88.9	19	13	68.4	7	6	85.7	7	5	71.4
		7012107	2023	2				76	34	44.7							76	76	100.0	63	38	60.3				19	14	73.7	63	33	52.4	13	7	53.8	13	9	69.2
	BATHOPELE SECONDARY	7011405	2024	2													100	100	100.0	100	93	93.0	77	74	96.1	100	71	71.0	77	66	85.7	23	18	78.3	23	16	69.6
		7011405	2023	2													144	144	100.0	144	121	84.0	112	101	90.2	144	72	50.0	112	84	75.0	32	15	46.9	32	17	53.1
	BATLHALERWA HIGH	7012204	2024	2				41	26	63.4							41	41	100.0							41	31	75.6	27	26	96.3	14	6	42.9	14	9	64.3
		7012204	2023	2				23	13	56.5							23	23	100.0							23	17	73.9	17	13	76.5	6	4	66.7	6	4	66.7
	BELA-BELA REPEAT PART-TIME	7011432	2024	99																			28	27	96.4	37	15	40.5	28	27	96.4	9	9	100.0	9	7	77.8

Province Districts	Centre Name	Centre Number	Exam Date	Quintile	Accounting			Agricultural Sciences			Business Studies			Economics			English First Additional Language			Geography			History			Life Sciences			Mathematical Literacy			Mathematics			Physical Sciences		
					Total Wrote	Achieved 30 - 100%	% Achieved at 30% and Above	Total Wrote	Achieved 30 - 100%	% Achieved at 30% and Above	Total Wrote	Achieved 30 - 100%	% Achieved at 30% and Above	Total Wrote	Achieved 30 - 100%	% Achieved at 30% and Above	Total Wrote	Achieved 30 - 100%	% Achieved at 30% and Above	Total Wrote	Achieved 30 - 100%	% Achieved at 30% and Above	Total Wrote	Achieved 30 - 100%	% Achieved at 30% and Above	Total Wrote	Achieved 30 - 100%	% Achieved at 30% and Above	Total Wrote	Achieved 30 - 100%	% Achieved at 30% and Above	Total Wrote	Achieved 30 - 100%	% Achieved at 30% and Above	Total Wrote	Achieved 30 - 100%	% Achieved at 30% and Above
					WATERBERG 2	BELA-BELA SECONDARY	7011404	2024	3	5	5	100.0	21	19	90.5	34	16	47.1	5	3	60.0	127	127	100.0	72	54	75.0	56	39	69.6	37	25	67.6	90	68	75.6	37
		7011404	2023	3				24	22	91.7	20	13	65.0				111	111	100.0	66	49	74.2	52	49	94.2	39	34	87.2	72	55	76.4	39	25	64.1	39	30	76.9
	BOITHUTO INTERMEDIATE	7012106	2024	1				7	7	100.0							7	7	100.0	7	7	100.0						7	7	100.0							
		7012106	2023	1				10	9	90.0							10	10	100.0	10	10	100.0						10	10	100.0							
	DIAMMONA SECONDARY	7012211	2024	2				23	14	60.9							23	23	100.0	23	18	78.3				23	14	60.9	23	20	87.0						
		7012211	2023	2				14	8	57.1							14	14	100.0	10	9	90.0				14	13	92.9	10	9	90.0	4	4	100.0	4	4	100.0
	DIMPE SECONDARY	7012209	2024	2				7	7	100.0							13	13	100.0							13	13	100.0	7	7	100.0	6	2	33.3	6	5	83.3
		7012209	2023	2				18	15	83.3							36	36	100.0							36	26	72.2	18	16	88.9	18	7	38.9	18	17	94.4
	GROENVLEI SECONDARY	7011603	2024	1	7	6	85.7				18	15	83.3	18	11	61.1	39	39	100.0	21	21	100.0				21	21	100.0	18	18	100.0	21	19	90.5	21	13	61.9
		7011603	2023	1	13	13	100.0				24	20	83.3	24	22	91.7	40	40	100.0	16	16	100.0				16	16	100.0	19	18	94.7	21	19	90.5	16	15	93.8
	HO&RSKOOL ELLISRAS	7012301	2024	5	21	19	90.5				29	21	72.4				85	85	100.0							62	59	95.2	43	43	100.0	78	75	96.2	70	44	62.9
		7012301	2023	5	21	19	90.5				80	61	76.3				133	133	100.0							92	70	76.1	113	111	98.2	73	70	95.9	55	50	90.9
	HO&RSKOOL FRIKKIE MEYER	7011601	2024	5	8	8	100.0				47	38	80.9	17	15	88.2	100	100	100.0	27	27	100.0	24	18	75.0	39	38	97.4	61	58	95.1	54	54	100.0	46	41	89.1
		7011601	2023	5	17	17	100.0	10	10	100.0	71	62	87.3	12	12	100.0	109	109	100.0	36	33	91.7	18	16	88.9	53	52	98.1	75	75	100.0	44	40	90.9	37	30	81.1
	HO&RSKOOL HANS STRIJDOM	7011101	2024	5	12	12	100.0				46	41	89.1				99	99	100.0	12	11	91.7				32	22	68.8	65	60	92.3	29	25	86.2	16	12	75.0
		7011101	2023	5	7	7	100.0				24	22	91.7				81	81	100.0	17	17	100.0				34	24	70.6	52	51	98.1	18	18	100.0	10	9	90.0
	HO&RSKOOL NYLSTROOM	7011201	2024	5	45	40	88.9				86	76	88.4				50	50	100.0	39	39	100.0	21	9	42.9	43	37	86.0	103	101	98.1	38	33	86.8	25	24	96.0
		7011201	2023	5	33	31	93.9				74	63	85.1				56	56	100.0	35	34	97.1				60	49	81.7	91	90	98.9	40	40	100.0	26	26	100.0
	HO&RSKOOL WARMBAD	7011401	2024	5	17	17	100.0				43	38	88.4				43	43	100.0	23	23	100.0				26	23	88.5	65	64	98.5	36	31	86.1	21	14	66.7
		7011401	2023	5	25	23	92.0				40	36	90.0				39	39	100.0	28	25	89.3				26	22	84.6	53	53	100.0	28	26	92.9	18	16	88.9

Province Districts	Centre Name	Centre Number	Exam Date	Quintile	Accounting			Agricultural Sciences			Business Studies			Economics			English First Additional Language			Geography			History			Life Sciences			Mathematical Literacy			Mathematics			Physical Sciences		
					Total Wrote	Achieved 30 - 100%	% Achieved at 30% and Above	Total Wrote	Achieved 30 - 100%	% Achieved at 30% and Above	Total Wrote	Achieved 30 - 100%	% Achieved at 30% and Above	Total Wrote	Achieved 30 - 100%	% Achieved at 30% and Above	Total Wrote	Achieved 30 - 100%	% Achieved at 30% and Above	Total Wrote	Achieved 30 - 100%	% Achieved at 30% and Above	Total Wrote	Achieved 30 - 100%	% Achieved at 30% and Above	Total Wrote	Achieved 30 - 100%	% Achieved at 30% and Above	Total Wrote	Achieved 30 - 100%	% Achieved at 30% and Above	Total Wrote	Achieved 30 - 100%	% Achieved at 30% and Above	Total Wrote	Achieved 30 - 100%	% Achieved at 30% and Above
					WATERBERG 2	ITIRELENG SECONDARY SCHOOL	7011504	2024	2							19	14	73.7				29	29	100.0						13	7	53.8	19	16	84.2	10	7
7011504	2023	2									14	8	57.1				25	25	100.0						11	10	90.9	14	11	78.6	11	8	72.7	11	10	90.9	
KODUPO SECONDARY	7012103	2024	2														21	21	100.0	21	16	76.2			21	14	66.7	17	16	94.1	4	4	100.0				
	7012103	2023	2														21	21	100.0	21	15	71.4			21	12	57.1	13	7	53.8	8	6	75.0				
LESEDING SECONDARY	7011301	2024	2								26	25	96.2	26	22	84.6	111	111	100.0	64	57	89.1	64	60	93.8	21	20	95.2	90	72	80.0	21	15	71.4	21	20	95.2
	7011301	2023	2								29	23	79.3	29	20	69.0	70	70	100.0	31	25	80.6	31	30	96.8	10	9	90.0	60	43	71.7	10	5	50.0	10	7	70.0
LETAMONG COMBINED	7011103	2023	1								9	8	88.9				9	9	100.0	9	9	100.0							9	9	100.0						
LETUPU SECONDARY	7012104	2024	2								24	22	91.7	40	29	72.5	58	58	100.0	58	42	72.4			34	25	73.5	33	27	81.8	25	18	72.0	18	12	66.7	
	7012104	2023	2	5		5	100.0				30	24	80.0	45	19	42.2	58	58	100.0	53	35	66.0			28	19	67.9	37	31	83.8	21	14	66.7	13	13	100.0	
MABALANE SELEKA TECHNICAL SCHOOL	7012302	2024	5													67	67	100.0												71	57	80.3	71	50	70.4		
	7012302	2023	5													50	50	100.0											43	28	65.1	43	29	67.4			
MABOGOPEDI HIGH	7011602	2024	1	8		7	87.5				3	2	66.7	8	5	62.5	140	140	100.0	131	77	58.8	89	40	44.9	43	20	46.5	97	66	68.0	43	13	30.2	26	12	46.2
	7011602	2023	1	9		8	88.9				18	8	44.4	18	6	33.3	151	149	98.7	132	75	56.8	102	68	66.7	30	25	83.3	120	70	58.3	30	17	56.7	17	16	94.1
MAJADIBODU SECONDARY	7012203	2024	2	10		10	100.0	29	29	100.0	18	15	83.3	18	16	88.9	65	65	100.0	28	28	100.0	19	17	89.5	40	38	95.0	46	42	91.3	19	11	57.9	18	11	61.1
	7012203	2023	2	3		1	33.3	34	23	67.6	5	4	80.0	5	1	20.0	62	61	98.4	31	30	96.8	26	20	76.9	56	40	71.4	37	28	75.7	25	15	60.0	23	16	69.6
MAKHUTJISHA SENIOR SECONDARY	7011102	2024	2	13		12	92.3	24	23	95.8	21	20	95.2	13	13	100.0	204	204	100.0	147	129	87.8	124	100	80.6	24	24	100.0	158	128	81.0	26	18	69.2	24	19	79.2
	7011102	2023	2	18		13	72.2	15	15	100.0	20	19	95.0	20	16	80.0	171	171	100.0	127	112	88.2	118	90	76.3	15	14	93.3	142	113	79.6	20	15	75.0	15	13	86.7
MANANYE SECONDARY	7012102	2024	2					60	44	73.3	14	14	100.0	14	14	100.0	74	74	100.0	34	19	55.9			60	39	65.0	48	33	68.8	26	19	73.1	26	16	61.5	
	7012102	2023	2					40	31	77.5	5	3	60.0	5	4	80.0	46	46	100.0	19	15	78.9			41	25	61.0	21	12	57.1	25	14	56.0	23	10	43.5	
MAOPE SECONDARY	7011403	2024	3	6		6	100.0	27	27	100.0	21	18	85.7	22	15	68.2	134	134	100.0	86	67	77.9	62	55	88.7	68	47	69.1	102	77	75.5	32	14	43.8	28	19	67.9
	7011403	2023	3	34	21	61.8	31	30	96.8	34	28	82.4	34	28	82.4	184	184	100.0	119	88	73.9	114	97	85.1	115	61	53.0	144	89	61.8	40	20	50.0	36	30	83.3	

Province Districts	Centre Name	Centre Number	Exam Date	Quintile	Accounting			Agricultural Sciences			Business Studies			Economics			English First Additional Language			Geography			History			Life Sciences			Mathematical Literacy			Mathematics			Physical Sciences		
					Total Wrote	Achieved 30 - 100%	% Achieved at 30% and Above	Total Wrote	Achieved 30 - 100%	% Achieved at 30% and Above	Total Wrote	Achieved 30 - 100%	% Achieved at 30% and Above	Total Wrote	Achieved 30 - 100%	% Achieved at 30% and Above	Total Wrote	Achieved 30 - 100%	% Achieved at 30% and Above	Total Wrote	Achieved 30 - 100%	% Achieved at 30% and Above	Total Wrote	Achieved 30 - 100%	% Achieved at 30% and Above	Total Wrote	Achieved 30 - 100%	% Achieved at 30% and Above	Total Wrote	Achieved 30 - 100%	% Achieved at 30% and Above	Total Wrote	Achieved 30 - 100%	% Achieved at 30% and Above	Total Wrote	Achieved 30 - 100%	% Achieved at 30% and Above
WATERBERG 2	MATHULASERA SECONDARY	7012101	2024	2				14	14	100.0							14	14	100.0	14	13	92.9				14	14	100.0	8	8	100.0	6	0	0.0			
		7012101	2023	2				16	15	93.8							16	16	100.0	16	16	100.0				16	16	100.0	11	11	100.0	5	4	80.0			
	MATSHWARA HIGH	7012212	2024	2	15	10	66.7	37	32	86.5	15	15	100.0	15	14	93.3	88	88	100.0	52	49	94.2				64	54	84.4	48	44	91.7	40	30	75.0	36	19	52.8
		7012212	2023	2	11	5	45.5	59	39	66.1	12	8	66.7	12	7	58.3	127	123	96.9	96	78	81.3				81	53	65.4	70	54	77.1	56	31	55.4	54	21	38.9
	MATSIABABA SECONDARY	7012112	2024	2										7	6	85.7	23	23	100.0	23	21	91.3				23	15	65.2	14	13	92.9	9	4	44.4	5	3	60.0
		7012112	2023	2										7	5	71.4	20	20	100.0	20	20	100.0				20	14	70.0	13	12	92.3	7	5	71.4	6	6	100.0
	MAZWE SECONDARY	7012108	2024	2				43	37	86.0							43	43	100.0	31	27	87.1				43	36	83.7	26	25	96.2	17	16	94.1	12	12	100.0
		7012108	2023	2				41	32	78.0							41	41	100.0	26	19	73.1				41	28	68.3	26	18	69.2	15	14	93.3	15	12	80.0
	MEETSETSHEHLA SECONDARY	7011302	2024	2							8	8	100.0				36	36	100.0	18	16	88.9	18	18	100.0	10	7	70.0	26	22	84.6	10	4	40.0	10	4	40.0
		7011302	2023	2				47	24	51.1	28	20	71.4				90	90	100.0	15	10	66.7	15	13	86.7	47	14	29.8	73	45	61.6	17	5	29.4	13	5	38.5
	MMAY SECONDARY	7012208	2024	2				14	11	78.6							24	24	100.0	24	21	87.5				24	20	83.3	14	13	92.9	10	8	80.0	10	8	80.0
		7012208	2023	2				13	12	92.3							13	13	100.0	13	12	92.3				13	11	84.6	13	13	100.0						
	MOHLAKAMOTALA HIGH	7011303	2024	2				5	5	100.0							42	42	100.0							24	17	70.8	22	20	90.9	5	1	20.0	5	3	60.0
		7011303	2023	2				19	17	89.5							45	45	100.0							21	18	85.7	17	11	64.7	16	7	43.8	14	12	85.7
	MOKHARI SECONDARY	7011106	2024	1													58	57	98.3	58	38	65.5	55	27	49.1	4	4	100.0	58	36	62.1						
		7011106	2023	1													49	47	95.9	49	32	65.3	49	32	65.3	9	9	100.0	45	32	71.1	4	1	25.0			
	MOKONENKWENOKO SECONDARY	7012202	2024	2	17	16	94.1	17	17	100.0	17	17	100.0	17	14	82.4	50	50	100.0	34	34	100.0				34	31	91.2	31	29	93.5	20	17	85.0	17	17	100.0
		7012202	2023	2	7	5	71.4	22	19	86.4	7	7	100.0	7	5	71.4	48	48	100.0	42	39	92.9				42	26	61.9	29	27	93.1	20	11	55.0	20	11	55.0
	MORAKOLO SECONDARY	7012205	2024	2							62	50	80.6				106	106	100.0	85	68	80.0	62	22	35.5	32	22	68.8	62	53	85.5	32	23	71.9	32	13	40.6
		7012205	2023	2							31	26	83.9				91	90	98.9	58	45	77.6	31	19	61.3	53	32	60.4	31	24	77.4	40	22	55.0	40	20	50.0






Province Districts	Centre Name	Centre Number	Exam Date	Quintile	Accounting			Agricultural Sciences			Business Studies			Economics			English First Additional Language			Geography			History			Life Sciences			Mathematical Literacy			Mathematics			Physical Sciences								
					Total Wrote	Achieved 30 - 100%	% Achieved at 30% and Above	Total Wrote	Achieved 30 - 100%	% Achieved at 30% and Above	Total Wrote	Achieved 30 - 100%	% Achieved at 30% and Above	Total Wrote	Achieved 30 - 100%	% Achieved at 30% and Above	Total Wrote	Achieved 30 - 100%	% Achieved at 30% and Above	Total Wrote	Achieved 30 - 100%	% Achieved at 30% and Above	Total Wrote	Achieved 30 - 100%	% Achieved at 30% and Above	Total Wrote	Achieved 30 - 100%	% Achieved at 30% and Above	Total Wrote	Achieved 30 - 100%	% Achieved at 30% and Above	Total Wrote	Achieved 30 - 100%	% Achieved at 30% and Above	Total Wrote	Achieved 30 - 100%	% Achieved at 30% and Above						
					WATERBERG 2	ROEDTAN COMBINED	7011104	2024	2											10	10	100.0	10	10	100.0	10	9	90.0				10	9	90.0									
	7011104	2023	2												15	15	100.0	15	15	100.0	15	15	100.0				15	14	93.3														
SEOKETSENG SECONDARY	7012201	2024	2					28	18	64.3						28	28	100.0	26	22	84.6				28	19	67.9	22	19	86.4	6	1	16.7	2	2	100.0							
	7012201	2023	2					26	20	76.9						26	26	100.0	20	19	95.0				26	23	88.5	18	13	72.2	8	8	100.0	6	6	100.0							
SETHULA SECONDARY	7012206	2024	2													23	23	100.0	23	15	65.2				23	11	47.8	15	11	73.3	8	2	25.0	8	5	62.5							
	7012206	2023	2													25	24	96.0	25	18	72.0				25	12	48.0	16	10	62.5	9	2	22.2	9	6	66.7							
SETTLERS AGRICULTURAL HIGH	7011205	2024	5					35	31	88.6							26	26	100.0							32	28	87.5	41	41	100.0	23	17	73.9	16	12	75.0						
	7011205	2023	5					55	40	72.7							25	22	88.0							40	32	80.0	29	27	93.1	50	14	28.0	19	12	63.2						
SOLOMON MAHLANGU SECONDARY SCHOOL	7011203	2024	3								97	85	87.6	37	37	100.0	165	165	100.0	156	124	79.5				40	32	80.0	129	101	78.3	36	24	66.7	36	17	47.2						
	7011203	2023	3								59	37	62.7	31	27	87.1	112	112	100.0	103	79	76.7				31	17	54.8	81	51	63.0	31	13	41.9	31	14	45.2						
THABANG SECONDARY	7012207	2024	2													20	20	100.0	20	16	80.0	15	7	46.7	20	13	65.0	15	13	86.7	5	5	100.0	5	5	100.0							
	7012207	2023	2													15	15	100.0	15	14	93.3	13	11	84.6	15	11	73.3	13	11	84.6	2	1	50.0	2	2	100.0							
THEKGANANG HIGH	7011502	2024	1													84	84	100.0													22	22	100.0	22	22	100.0							
	7011502	2023	1													83	83	100.0													12	10	83.3	13	11	84.6							
TIELELO SECONDARY SCHOOL	7012303	2024	1	9		7	77.8				19	18	94.7	19	13	68.4	146	146	100.0	127	116	91.3	62	51	82.3	65	55	84.6	104	96	92.3	42	39	92.9	40	33	82.5						
	7012303	2023	1	11		10	90.9				17	14	82.4	14	13	92.9	94	94	100.0	77	73	94.8	38	30	78.9	42	32	76.2	61	57	93.4	33	28	84.8	25	15	60.0						

Province Districts	Centre Name	Centre Number	Exam Date	Quintile	Accounting			Agricultural Sciences			Business Studies			Economics			English First Additional Language			Geography			History			Life Sciences			Mathematical Literacy			Mathematics			Physical Sciences		
					Total Wrote	Achieved 30 - 100%	% Achieved at 30% and Above	Total Wrote	Achieved 30 - 100%	% Achieved at 30% and Above	Total Wrote	Achieved 30 - 100%	% Achieved at 30% and Above	Total Wrote	Achieved 30 - 100%	% Achieved at 30% and Above	Total Wrote	Achieved 30 - 100%	% Achieved at 30% and Above	Total Wrote	Achieved 30 - 100%	% Achieved at 30% and Above	Total Wrote	Achieved 30 - 100%	% Achieved at 30% and Above	Total Wrote	Achieved 30 - 100%	% Achieved at 30% and Above	Total Wrote	Achieved 30 - 100%	% Achieved at 30% and Above	Total Wrote	Achieved 30 - 100%	% Achieved at 30% and Above	Total Wrote	Achieved 30 - 100%	% Achieved at 30% and Above
					WATERBERG 2	TSHIRELETSO SECONDARY	7012111	2024	2	5	4	80.0	17	17	100.0	11	11	100.0	5	5	100.0	22	22	100.0							17	16	94.1	11	11	100.0	11
7012111	2023	2	19	4			21.1	27	22	81.5	33	23	69.7	19	9	47.4	46	46	100.0							27	14	51.9	33	25	75.8	13	10	76.9	13	8	61.5
ULANDO COMBINED SCHOOL	7011407	2024	1	10		10	100.0				21	21	100.0	21	21	100.0	21	21	100.0										21	18	85.7						
	7011407	2023	1	9		9	100.0				17	15	88.2	17	15	88.2	17	17	100.0										11	9	81.8	6	1	16.7			
VINGERKRAAL SECONDARY SCHOOL	7011406	2024	1					9	9	100.0							9	9	100.0	9	9	100.0	9	9	100.0				9	9	100.0						
	7011406	2023	1					10	9	90.0							10	10	100.0	10	9	90.0	10	10	100.0				10	9	90.0						

# Mpumalanga



Province Districts	Centre Name	Centre Number	Exam Date	Quintile	Accounting			Agricultural Sciences			Business Studies			Economics			English First Additional Language			Geography			History			Life Sciences			Mathematical Literacy			Mathematics			Physical Sciences		
					Total Wrote	Achieved 30 - 100%	% Achieved at 30% and Above	Total Wrote	Achieved 30 - 100%	% Achieved at 30% and Above	Total Wrote	Achieved 30 - 100%	% Achieved at 30% and Above	Total Wrote	Achieved 30 - 100%	% Achieved at 30% and Above	Total Wrote	Achieved 30 - 100%	% Achieved at 30% and Above	Total Wrote	Achieved 30 - 100%	% Achieved at 30% and Above	Total Wrote	Achieved 30 - 100%	% Achieved at 30% and Above	Total Wrote	Achieved 30 - 100%	% Achieved at 30% and Above	Total Wrote	Achieved 30 - 100%	% Achieved at 30% and Above	Total Wrote	Achieved 30 - 100%	% Achieved at 30% and Above	Total Wrote	Achieved 30 - 100%	% Achieved at 30% and Above
					BOHLABELA	ACORN-OAKS COMPREHENSIVE HIGH SCHOOL	6415794	2024	1	141	87	61.7	141	117	83.0					141	141	100.0							141	103	73.0				141	77	54.6
		6415794	2023	1	141	104	73.8	141	121	85.8					141	141	100.0							141	107	75.9				141	81	57.4	141	69	48.9		
	ACORNHOEK ACADEMY SCHOOL	6415792	2024	99				52	40	76.9	48	33	68.8	48	19	39.6	100	99	99.0				100	99	99.0	52	50	96.2	100	85	85.0						
		6415792	2023	99				56	15	26.8	46	12	26.1	46	4	8.7	102	100	98.0				102	97	95.1	56	10	17.9	102	63	61.8						
	ALFRED MATSHINE COMMERCIAL SCHOOL	6415508	2024	1	119	41	34.5	119	79	66.4					120	119	99.2							120	67	55.8	55	40	72.7	65	26	40.0	65	38	58.5		
		6415508	2023	1	150	55	36.7	150	95	63.3					150	150	100.0							150	75	50.0				149	33	22.1	150	53	35.3		
	BABINATAU SENIOR SECONDARY SCHOOL	6415602	2024	1				20	15	75.0				14	13	92.9	20	20	100.0						20	19	95.0	14	13	92.9	6	4	66.7	6	6	100.0	
		6415602	2023	1				31	22	71.0				19	13	68.4	31	30	96.8						31	23	74.2	19	15	78.9	12	6	50.0	12	9	75.0	
	BAKUTSWE HIGH SCHOOL	6436510	2024	1							11	11	100.0	51	50	98.0	75	75	100.0	64	49	76.6				75	36	48.0	48	40	83.3	27	5	18.5	24	16	66.7
		6436510	2023	1							9	8	88.9	19	17	89.5	65	65	100.0	50	34	68.0				43	37	86.0	18	18	100.0	10	5	50.0	21	10	47.6
	BEN MATLOSHE HIGH SCHOOL	6415509	2024	1	12	12	100.0	71	31	43.7	22	19	86.4	22	22	100.0	83	83	100.0						61	10	16.4	74	74	100.0	9	3	33.3				
		6415509	2023	1	9	9	100.0	83	33	39.8	28	18	64.3	28	20	71.4	92	90	97.8						64	46	71.9	69	44	63.8	23	2	8.7				
	BEN W MASHEGO SECONDARY SCHOOL	6415506	2024	1				20	20	100.0	20	20	100.0				20	20	100.0						20	13	65.0	20	18	90.0							
		6415506	2023	1				21	7	33.3	21	20	95.2				21	21	100.0						21	7	33.3	21	18	85.7							
	BILTON SECONDARY SCHOOL	6415810	2024	1	7	4	57.1				302	154	51.0	63	37	58.7	306	291	95.1				306	234	76.5	108	58	53.7	264	134	50.8	43	33	76.7	38	25	65.8
		6415810	2023	1	16	10	62.5				319	161	50.5	74	15	20.3	325	312	96.0				324	186	57.4	155	53	34.2	217	90	41.5	109	39	35.8	82	32	39.0
	BOMBANI SENIOR SECONDARY SCHOOL	6426302	2024	1	23	15	65.2	70	52	74.3	34	31	91.2	75	47	62.7	147	145	98.6	66	48	72.7	61	48	78.7	70	57	81.4	76	43	56.6	71	28	39.4	62	43	69.4
		6426302	2023	1	21	10	47.6	55	43	78.2	33	25	75.8	59	25	42.4	116	115	99.1	47	35	74.5	59	51	86.4	55	48	87.3	67	42	62.7	49	23	46.9	36	33	91.7
	BONDZENI HIGH SCHOOL	6436701	2024	1												88	88	100.0	88	86	97.7				29	26	89.7	59	58	98.3	29	26	89.7	29	26	89.7	
		6436701	2023	1												107	107	100.0	106	95	89.6				24	20	83.3	82	76	92.7	23	19	82.6	23	23	100.0	

Province Districts	Centre Name	Centre Number	Exam Date	Quintile	Accounting			Agricultural Sciences			Business Studies			Economics			English First Additional Language			Geography			History			Life Sciences			Mathematical Literacy			Mathematics			Physical Sciences		
					Total Wrote	Achieved 30 - 100%	% Achieved at 30% and Above	Total Wrote	Achieved 30 - 100%	% Achieved at 30% and Above	Total Wrote	Achieved 30 - 100%	% Achieved at 30% and Above	Total Wrote	Achieved 30 - 100%	% Achieved at 30% and Above	Total Wrote	Achieved 30 - 100%	% Achieved at 30% and Above	Total Wrote	Achieved 30 - 100%	% Achieved at 30% and Above	Total Wrote	Achieved 30 - 100%	% Achieved at 30% and Above	Total Wrote	Achieved 30 - 100%	% Achieved at 30% and Above	Total Wrote	Achieved 30 - 100%	% Achieved at 30% and Above	Total Wrote	Achieved 30 - 100%	% Achieved at 30% and Above			
					BOHLABELA	BUNNY KHOSA HIGH SCHOOL	6436709	2024	1	2	1	50.0	65	51	78.5						112	112	100.0	45	42	93.3				112	67	59.8				112	29
		6436709	2023	1				61	45	73.8						86	86	100.0	25	19	76.0				86	55	64.0				82	16	19.5	82	42	51.2	
	BUSHBUCKRIDGE SECONDARY SCHOOL	6426101	2024	1				51	51	100.0						51	51	100.0				51	51	100.0	51	49	96.1				51	40	78.4	51	48	94.1	
		6426101	2023	1				122	88	72.1						122	122	100.0				122	108	88.5	122	90	73.8				122	35	28.7	122	43	35.2	
	CHAYAZA SECONDARY SCHOOL	6436603	2024	1	41	41	100.0	30	29	96.7						162	160	98.8				157	136	86.6	145	100	69.0	82	65	79.3	80	48	60.0	80	57	71.3	
		6436603	2023	1	28	25	89.3	50	35	70.0	0	0				153	153	100.0	26	26	100.0	154	128	83.1	121	96	79.3	71	50	70.4	82	48	58.5	82	66	80.5	
	DAYIMANI HIGH SCHOOL	6415802	2024	1	72	2	2.8	86	78	90.7						181	165	91.2				110	92	83.6	109	72	66.1				181	91	50.3	71	58	81.7	
		6415802	2023	1	57	5	8.8	65	50	76.9						150	142	94.7				74	67	90.5	91	45	49.5				149	45	30.2	75	46	61.3	
	DITAU SECONDARY SCHOOL	6426204	2024	2	10	5	50.0	57	39	68.4	10	10	100.0	10	10	100.0	67	67	100.0				57	54	94.7	57	20	35.1	53	45	84.9	14	3	21.4	14	5	35.7
		6426204	2023	2	8	1	12.5	82	27	32.9	8	4	50.0	8	7	87.5	90	90	100.0				82	62	75.6	82	23	28.0	75	38	50.7	15	2	13.3	15	3	20.0
	DIWITI SECONDARY SCHOOL	6426104	2024	1	8	1	12.5	36	29	80.6	19	18	94.7	19	16	84.2	44	44	100.0				44	42	95.5	25	24	96.0	16	14	87.5	28	7	25.0	25	16	64.0
		6426104	2023	1	7	0	0.0	20	13	65.0	16	12	75.0	16	4	25.0	27	27	100.0				27	25	92.6	11	9	81.8	14	4	28.6	13	3	23.1	11	3	27.3
	DLUMANA HIGH SCHOOL	6415803	2024	1							106	35	33.0	54	6	11.1	160	154	96.3				160	71	44.4	106	48	45.3	107	37	34.6	53	10	18.9	53	10	18.9
		6415803	2023	1				0	0		135	26	19.3	72	8	11.1	212	199	93.9				213	120	56.3	142	42	29.6	136	48	35.3	78	7	9.0	78	17	21.8
	DUMISANI HIGH SCHOOL	6436601	2024	1				36	27	75.0	21	12	57.1	21	17	81.0	253	228	90.1	212	88	41.5	152	148	97.4	235	96	40.9	166	82	49.4	93	38	40.9	74	12	16.2
		6436601	2023	1				35	33	94.3	23	7	30.4	23	12	52.2	252	231	91.7	194	49	25.3	181	151	83.4	229	84	36.7	158	12	7.6	94	15	16.0	71	18	25.4
	DUMPHIES COMBINED SCHOOL	6426310	2024	1				166	157	94.6	116	109	94.0	113	68	60.2	287	278	96.9				286	283	99.0	173	161	93.1	186	186	100.0	99	95	96.0	97	92	94.8
		6426310	2023	1				146	67	45.9	101	60	59.4	103	22	21.4	266	257	96.6				269	209	77.7	165	92	55.8	140	73	52.1	127	52	40.9	129	53	41.1
	E S MALELE SECONDARY SCHOOL	6426207	2024	1	23	2	8.7	9	5	55.6	23	8	34.8				32	31	96.9				32	14	43.8	32	3	9.4				32	1	3.1	9	1	11.1
		6426207	2023	1	7	5	71.4	31	23	74.2	31	29	93.5				31	31	100.0				19	18	94.7	31	19	61.3				31	6	19.4	5	5	100.0

Province Districts	Centre Name	Centre Number	Exam Date	Quintile	Accounting			Agricultural Sciences			Business Studies			Economics			English First Additional Language			Geography			History			Life Sciences			Mathematical Literacy			Mathematics			Physical Sciences		
					Total Wrote	Achieved 30 - 100%	% Achieved at 30% and Above	Total Wrote	Achieved 30 - 100%	% Achieved at 30% and Above	Total Wrote	Achieved 30 - 100%	% Achieved at 30% and Above	Total Wrote	Achieved 30 - 100%	% Achieved at 30% and Above	Total Wrote	Achieved 30 - 100%	% Achieved at 30% and Above	Total Wrote	Achieved 30 - 100%	% Achieved at 30% and Above	Total Wrote	Achieved 30 - 100%	% Achieved at 30% and Above	Total Wrote	Achieved 30 - 100%	% Achieved at 30% and Above	Total Wrote	Achieved 30 - 100%	% Achieved at 30% and Above	Total Wrote	Achieved 30 - 100%	% Achieved at 30% and Above	Total Wrote	Achieved 30 - 100%	% Achieved at 30% and Above
					BOHLABELA	ERIC NXUMALO HIGH SCHOOL	6426312	2024	1				54	51	94.4	30	28	93.3	28	24	85.7	163	160	98.2							93	81	87.1				145
		6426312	2023	1				46	35	76.1	37	21	56.8	35	13	37.1	139	139	100.0							88	49	55.7				135	27	20.0	97	31	32.0
	FRANK MAGHINYANA HIGH SCHOOL	6415801	2024	1				127	108	85.0							201	201	100.0	74	67	90.5	201	192	95.5	200	154	77.0				201	106	52.7	201	109	54.2
		6415801	2023	1				99	70	70.7							189	188	99.5	89	75	84.3	188	176	93.6	189	138	73.0				188	95	50.5	189	118	62.4
	FREDDY SITHOLE HIGH SCHOOL	6426007	2024	1				84	55	65.5							164	163	99.4				64	36	56.3	144	58	40.3				124	21	16.9	77	25	32.5
		6426007	2023	1				78	37	47.4							123	123	100.0				46	44	95.7	124	28	22.6				124	13	10.5	124	23	18.5
	GERMANS CHILOANE HIGH SCHOOL	6415704	2024	1	7	4	57.1	33	29	87.9	7	4	57.1	7	4	57.1	130	128	98.5							33	29	87.9	90	56	62.2	40	28	70.0	33	24	72.7
		6415704	2023	1	8	5	62.5	16	16	100.0	8	6	75.0	8	5	62.5	74	74	100.0							20	20	100.0	57	47	82.5	17	13	76.5	16	15	93.8
	GEZINGQONDO SECONDARY SCHOOL	6436609	2024	1							27	21	77.8	27	24	88.9	62	62	100.0	62	55	88.7				35	31	88.6	27	21	77.8	35	15	42.9	35	21	60.0
		6436609	2023	1				0	0		54	17	31.5	54	27	50.0	105	103	98.1	105	54	51.4				51	23	45.1	54	25	46.3	51	11	21.6	51	17	33.3
	GODIDE HIGH SCHOOL	6426309	2024	1							86	62	72.1	88	47	53.4	161	159	98.8	72	61	84.7	159	116	73.0	73	57	78.1	124	80	64.5	36	18	50.0	22	20	90.9
		6426309	2023	1							76	33	43.4	75	13	17.3	139	136	97.8	63	43	68.3	140	90	64.3	65	43	66.2	121	73	60.3	19	13	68.4	16	15	93.8
	HALEMELA SECONDARY SCHOOL	6436509	2024	1				9	6	66.7	5	5	100.0				9	9	100.0	4	4	100.0				9	0	0.0	9	7	77.8						
		6436509	2023	1				5	5	100.0	3	3	100.0				5	5	100.0	2	2	100.0				5	1	20.0	5	5	100.0						
	HLOMANI SECONDARY SCHOOL	6436708	2024	1	18	11	61.1	46	41	89.1	21	17	81.0	21	13	61.9	245	245	100.0	114	83	72.8	178	121	68.0	53	43	81.1	198	138	69.7	47	36	76.6	47	40	85.1
		6436708	2023	1	21	7	33.3	71	43	60.6	42	38	90.5	39	22	56.4	239	235	98.3	161	90	55.9	174	158	90.8	72	54	75.0	190	155	81.6	49	42	85.7	49	32	65.3
	HLONG SECONDARY SCHOOL	6436810	2024	2				36	35	97.2							85	85	100.0							36	35	97.2	63	55	87.3	22	19	86.4	17	15	88.2
		6436810	2023	2				45	37	82.2							75	75	100.0	0	0					45	36	80.0	56	37	66.1	26	19	73.1	18	16	88.9
	HOBO SECONDARY SCHOOL	6436408	2024	1				19	9	47.4							71	70	98.6				57	31	54.4	22	7	31.8	57	14	24.6	14	3	21.4	14	3	21.4
		6436408	2023	1				10	4	40.0							33	33	100.0				23	20	87.0	10	4	40.0	23	10	43.5	10	1	10.0	10	1	10.0



Province Districts	Centre Name	Centre Number	Exam Date	Quintile	Accounting			Agricultural Sciences			Business Studies			Economics			English First Additional Language			Geography			History			Life Sciences			Mathematical Literacy			Mathematics			Physical Sciences		
					Total Wrote	Achieved 30 - 100%	% Achieved at 30% and Above	Total Wrote	Achieved 30 - 100%	% Achieved at 30% and Above	Total Wrote	Achieved 30 - 100%	% Achieved at 30% and Above	Total Wrote	Achieved 30 - 100%	% Achieved at 30% and Above	Total Wrote	Achieved 30 - 100%	% Achieved at 30% and Above	Total Wrote	Achieved 30 - 100%	% Achieved at 30% and Above	Total Wrote	Achieved 30 - 100%	% Achieved at 30% and Above	Total Wrote	Achieved 30 - 100%	% Achieved at 30% and Above	Total Wrote	Achieved 30 - 100%	% Achieved at 30% and Above	Total Wrote	Achieved 30 - 100%	% Achieved at 30% and Above	Total Wrote	Achieved 30 - 100%	% Achieved at 30% and Above
					BOHLABELA	HOEDSPRUIT INDEPENDENT COLLEGE	6415793	2024	99				75	75	100.0	35	35	100.0	24	24	100.0	131	131	100.0	29	29	100.0	31	30	96.8	104	104	100.0	84	84	100.0	64
		6415793	2023	99				61	60	98.4	28	14	50.0	15	9	60.0	103	103	100.0	22	21	95.5	32	26	81.3	81	76	93.8	56	54	96.4	66	58	87.9	61	50	82.0
	HO&RSKOOL LYDENBURG	6436902	2024	5	35	33	94.3				55	52	94.5				82	82	100.0	64	64	100.0				79	74	93.7	93	92	98.9	68	66	97.1	53	51	96.2
		6436902	2023	5	16	16	100.0				75	70	93.3				115	115	100.0	65	65	100.0				78	70	89.7	129	129	100.0	63	57	90.5	54	54	100.0
	HO&RSKOOL SYBRAND VAN NIEKERK	6436808	2024	5	20	20	100.0				58	52	89.7				4	4	100.0	19	19	100.0				39	36	92.3	46	46	100.0	36	32	88.9	27	25	92.6
		6436808	2023	5	11	7	63.6				56	34	60.7				6	6	100.0	26	23	88.5				34	29	85.3	50	48	96.0	39	29	74.4	27	25	92.6
	HOYOHYO SENIOR SECONDARY SCHOOL	6436407	2024	2							30	14	46.7				44	44	100.0	44	32	72.7	30	23	76.7	14	6	42.9	30	19	63.3	14	6	42.9	14	6	42.9
		6436407	2023	2							25	9	36.0				37	36	97.3	37	21	56.8	26	22	84.6	10	7	70.0	27	16	59.3	10	6	60.0	10	8	80.0
	IAN MACKENZI HIGH SCHOOL	6436707	2024	1				19	18	94.7							77	77	100.0	75	60	80.0	53	44	83.0	24	23	95.8	53	43	81.1	24	20	83.3	20	18	90.0
		6436707	2023	1				25	19	76.0							65	64	98.5	57	39	68.4	38	30	78.9	26	21	80.8	39	30	76.9	26	16	61.5	24	18	75.0
	JAMES KHOSA SENIOR SECONDARY SCHOOL	6436406	2024	2				79	76	96.2							272	269	98.9	203	137	67.5	171	133	77.8	104	101	97.1	162	95	58.6	108	70	64.8	92	70	76.1
		6436406	2023	2	0	0		73	59	80.8	0	0					204	203	99.5	183	116	63.4	110	94	85.5	100	84	84.0	101	67	66.3	101	64	63.4	78	62	79.5
	KADISHI SECONDARY SCHOOL	6436802	2024	2				22	18	81.8	21	16	76.2				47	47	100.0	47	44	93.6				16	16	100.0	42	37	88.1	5	5	100.0	4	4	100.0
		6436802	2023	2				21	16	76.2	19	14	73.7				46	46	100.0	46	46	100.0				20	18	90.0	33	28	84.8	13	10	76.9	6	6	100.0
	KELEDI SENIOR SECONDARY SCHOOL	6415502	2024	1				58	49	84.5	30	30	100.0	24	24	100.0	58	58	100.0							34	31	91.2	30	20	66.7	28	7	25.0	28	16	57.1
		6415502	2023	1				42	31	73.8	19	19	100.0	15	14	93.3	42	42	100.0							27	18	66.7	16	14	87.5	26	5	19.2	23	8	34.8
	KHAYIMANI INDEPENDENT COLLEGE	6436792	2024	99				3	3	100.0							18	18	100.0				12	10	83.3	7	5	71.4	12	8	66.7	6	3	50.0	6	1	16.7
	KUFAKWEZWE SECONDARY SCHOOL	6426009	2024	1													86	86	100.0	13	13	100.0	80	73	91.3	15	15	100.0	71	50	70.4	15	12	80.0	15	15	100.0
		6426009	2023	1	11	8	72.7				17	11	64.7	10	7	70.0	103	103	100.0	15	15	100.0	75	64	85.3	18	18	100.0	84	57	67.9	19	15	78.9	18	13	72.2



Province Districts	Centre Name	Centre Number	Exam Date	Quintile	Accounting			Agricultural Sciences			Business Studies			Economics			English First Additional Language			Geography			History			Life Sciences			Mathematical Literacy			Mathematics			Physical Sciences				
					Total Wrote	Achieved 30 - 100%	% Achieved at 30% and Above	Total Wrote	Achieved 30 - 100%	% Achieved at 30% and Above	Total Wrote	Achieved 30 - 100%	% Achieved at 30% and Above	Total Wrote	Achieved 30 - 100%	% Achieved at 30% and Above	Total Wrote	Achieved 30 - 100%	% Achieved at 30% and Above	Total Wrote	Achieved 30 - 100%	% Achieved at 30% and Above	Total Wrote	Achieved 30 - 100%	% Achieved at 30% and Above	Total Wrote	Achieved 30 - 100%	% Achieved at 30% and Above	Total Wrote	Achieved 30 - 100%	% Achieved at 30% and Above	Total Wrote	Achieved 30 - 100%	% Achieved at 30% and Above					
					BOHLABELA	KURHULA SECONDARY SCHOOL	6436793	2024	1	12	11	91.7				0	0				100	100	100.0	99	83	83.8	48	48	100.0	53	50	94.3	47	44	93.6	53	41	77.4	44
6436793	2023	1	6	6			100.0										81	81	100.0	81	52	64.2	40	35	87.5	41	33	80.5	40	28	70.0	41	25	61.0	35	27	77.1		
L M MOKOENA HIGH SCHOOL	6436508	2024	2	29		24	82.8	8	6	75.0						37	37	100.0							37	34	91.9				37	19	51.4	37	23	62.2			
	6436508	2023	2	9		7	77.8	79	49	62.0						130	130	100.0	130	91	70.0				119	59	49.6				129	39	30.2	129	49	38.0			
LAMULELANI HIGH SCHOOL	6436507	2024	2					176	116	65.9						218	204	93.6	99	62	62.6	85	70	82.4	216	146	67.6	153	111	72.5	64	38	59.4	62	32	51.6			
	6436507	2023	2					181	48	26.5	0	0				234	211	90.2	91	48	52.7				234	67	28.6	130	51	39.2	105	42	40.0	105	52	49.5			
LANGA SECONDARY SCHOOL	6425908	2024	1					38	33	86.8	17	14	82.4	14	14	100.0	151	149	98.7				81	50	61.7	46	45	97.8	119	58	48.7	33	16	48.5	25	22	88.0		
	6425908	2023	1	7		5	71.4	45	34	75.6	23	18	78.3	21	15	71.4	141	137	97.2				70	44	62.9	48	35	72.9	104	60	57.7	37	10	27.0	40	21	52.5		
LEHLASEDI HIGH SCHOOL	6426206	2024	1	14		14	100.0									75	75	100.0							42	42	100.0	75	68	90.7				75	54	72.0	53	50	94.3
	6426206	2023	1	15		15	100.0	16	14	87.5						67	67	100.0							67	59	88.1	67	56	83.6				67	31	46.3	67	25	37.3
LEKETI HIGH SCHOOL	6415401	2024	1	68		42	61.8									199	199	100.0							95	68	71.6				119	50	42.0	119	73	61.3			
	6415401	2023	1	44		30	68.2									148	148	100.0							62	52	83.9				89	43	48.3	89	58	65.2			
LETHIPELE SENIOR SECONDARY SCHOOL	6415402	2024	1								32	27	84.4			45	45	100.0	30	23	76.7	30	28	93.3	16	9	56.3	30	22	73.3	16	7	43.8	16	5	31.3			
	6415402	2023	1								65	23	35.4			65	65	100.0	49	14	28.6	49	37	75.5	16	7	43.8	49	26	53.1	16	5	31.3	16	6	37.5			
LETSHELE SENIOR SECONDARY SCHOOL	6426202	2024	1	17		6	35.3	103	48	46.6	39	16	41.0	17	14	82.4	142	140	98.6	42	27	64.3	83	66	79.5	42	25	59.5	83	34	41.0	59	13	22.0	42	29	69.0		
	6426202	2023	1	12		7	58.3	113	48	42.5	47	15	31.9	12	11	91.7	160	153	95.6	42	31	73.8	106	74	69.8	42	26	61.9	106	42	39.6	54	15	27.8	42	29	69.0		
LM KGANANE SECONDARY SCHOOL	6436809	2024	1	27		21	77.8	41	38	92.7	43	41	95.3	43	43	100.0	101	101	100.0	41	39	95.1				58	49	84.5	78	74	94.9	23	19	82.6	17	12	70.6		
	6436809	2023	1	27		9	33.3	40	38	95.0	49	38	77.6	49	41	83.7	112	112	100.0	40	32	80.0				63	52	82.5	78	67	85.9	34	18	52.9	23	17	73.9		
LUKA HIGH SCHOOL	6436706	2024	1	27		16	59.3	29	24	82.8	27	19	70.4	27	19	70.4	130	127	97.7	74	40	54.1	74	64	86.5	29	18	62.1	100	69	69.0	30	17	56.7	29	16	55.2		
	6436706	2023	1	18		9	50.0	27	21	77.8	18	10	55.6	18	9	50.0	124	123	99.2	79	36	45.6	78	60	76.9	27	19	70.4	95	42	44.2	29	11	37.9	27	13	48.1		

Province Districts	Centre Name	Centre Number	Exam Date	Quintile	Accounting			Agricultural Sciences			Business Studies			Economics			English First Additional Language			Geography			History			Life Sciences			Mathematical Literacy			Mathematics			Physical Sciences		
					Total Wrote	Achieved 30 - 100%	% Achieved at 30% and Above	Total Wrote	Achieved 30 - 100%	% Achieved at 30% and Above	Total Wrote	Achieved 30 - 100%	% Achieved at 30% and Above	Total Wrote	Achieved 30 - 100%	% Achieved at 30% and Above	Total Wrote	Achieved 30 - 100%	% Achieved at 30% and Above	Total Wrote	Achieved 30 - 100%	% Achieved at 30% and Above	Total Wrote	Achieved 30 - 100%	% Achieved at 30% and Above	Total Wrote	Achieved 30 - 100%	% Achieved at 30% and Above	Total Wrote	Achieved 30 - 100%	% Achieved at 30% and Above	Total Wrote	Achieved 30 - 100%	% Achieved at 30% and Above	Total Wrote	Achieved 30 - 100%	% Achieved at 30% and Above
					BOHLABELA	M L NKUNA HIGH SCHOOL	6436608	2024	1				62	55	88.7							94	94	100.0	10	10	100.0	21	20	95.2	93	73	78.5				93
		6436608	2023	1	4	3	75.0	61	46	75.4							109	108	99.1	17	9	52.9	26	22	84.6	109	70	64.2				102	17	16.7	106	23	21.7
	MAAKERE HIGH SCHOOL	6415403	2024	1				81	43	53.1	22	8	36.4	22	21	95.5	103	100	97.1							81	55	67.9	64	29	45.3	39	7	17.9	22	15	68.2
		6415403	2023	1				63	35	55.6	24	17	70.8	24	3	12.5	87	87	100.0							63	43	68.3	65	32	49.2	22	10	45.5	17	12	70.6
	MABARHULE HIGH SCHOOL	6436705	2024	1													117	115	98.3	117	76	65.0	117	100	85.5	32	17	53.1	85	59	69.4	32	8	25.0	32	8	25.0
		6436705	2023	1													96	82	85.4	96	48	50.0	96	76	79.2	13	10	76.9	83	40	48.2	13	2	15.4	13	3	23.1
	MACHAYE SENIOR SECONDARY SCHOOL	6425902	2024	1													80	80	100.0				47	40	85.1	33	26	78.8	47	27	57.4	33	10	30.3	33	11	33.3
		6425902	2023	1													103	101	98.1				40	22	55.0	63	33	52.4	40	16	40.0	63	19	30.2	63	21	33.3
	MADIBA HIGH SCHOOL	6436704	2024	1	23	19	82.6				23	23	100.0	23	23	100.0	96	95	99.0	72	38	52.8	50	38	76.0	73	17	23.3	72	47	65.3	24	8	33.3	24	15	62.5
		6436704	2023	1	21	13	61.9				21	17	81.0	21	16	76.2	88	86	97.7	67	23	34.3	49	29	59.2	67	12	17.9	69	41	59.4	19	7	36.8	18	8	44.4
	MADIZI SECONDARY SCHOOL	6415603	2024	1				39	35	89.7							157	157	100.0	99	55	55.6	119	106	89.1	75	63	84.0	121	115	95.0	34	28	82.4	30	24	80.0
		6415603	2023	1				34	29	85.3							116	116	100.0	74	26	35.1	80	63	78.8	51	41	80.4	81	65	80.2	34	28	82.4	34	30	88.2
	MADLALA HIGH SCHOOL	6436703	2024	1	35	19	54.3				21	15	71.4	21	18	85.7	262	234	89.3	160	107	66.9	195	110	56.4	168	79	47.0	215	111	51.6	47	36	76.6	47	35	74.5
		6436703	2023	1	24	18	75.0				15	9	60.0	15	6	40.0	171	169	98.8	157	90	57.3	119	95	79.8	159	73	45.9	133	78	58.6	39	31	79.5	38	30	78.9
	MADZUMA HIGH SCHOOL	6436607	2024	1													79	79	100.0	79	75	94.9	38	37	97.4	78	60	76.9	40	31	77.5	39	33	84.6	39	35	89.7
		6436607	2023	1													67	67	100.0	63	60	95.2	41	41	100.0	52	35	67.3	31	24	77.4	22	19	86.4	20	19	95.0
	MAFEMANI NXUMALO SECONDARY SCHOOL	6426305	2024	1	16	14	87.5	103	85	82.5	69	57	82.6	19	19	100.0	275	274	99.6	42	37	88.1	153	115	75.2	145	124	85.5	127	79	62.2	148	92	62.2	103	85	82.5
		6426305	2023	1	30	22	73.3	99	64	64.6	69	53	76.8	30	25	83.3	306	305	99.7	69	56	81.2	132	105	79.5	169	111	65.7	129	78	60.5	177	81	45.8	144	101	70.1
	MAGABOTSE SECONDARY SCHOOL	6426103	2024	1	14	7	50.0	34	28	82.4	52	34	65.4	14	14	100.0	86	86	100.0	38	29	76.3	38	34	89.5	34	19	55.9	48	35	72.9	38	8	21.1	34	8	23.5
		6426103	2023	1	4	3	75.0	26	21	80.8	56	37	66.1	4	3	75.0	82	82	100.0	52	37	71.2	52	42	80.8	26	16	61.5	56	42	75.0	26	6	23.1	26	8	30.8

Province Districts	Centre Name	Centre Number	Exam Date	Quintile	Accounting			Agricultural Sciences			Business Studies			Economics			English First Additional Language			Geography			History			Life Sciences			Mathematical Literacy			Mathematics			Physical Sciences		
					Total Wrote	Achieved 30 - 100%	% Achieved at 30% and Above	Total Wrote	Achieved 30 - 100%	% Achieved at 30% and Above	Total Wrote	Achieved 30 - 100%	% Achieved at 30% and Above	Total Wrote	Achieved 30 - 100%	% Achieved at 30% and Above	Total Wrote	Achieved 30 - 100%	% Achieved at 30% and Above	Total Wrote	Achieved 30 - 100%	% Achieved at 30% and Above	Total Wrote	Achieved 30 - 100%	% Achieved at 30% and Above	Total Wrote	Achieved 30 - 100%	% Achieved at 30% and Above	Total Wrote	Achieved 30 - 100%	% Achieved at 30% and Above	Total Wrote	Achieved 30 - 100%	% Achieved at 30% and Above	Total Wrote	Achieved 30 - 100%	% Achieved at 30% and Above
					BOHLABELA	MAGIGWANA SECONDARY SCHOOL	6426308	2024	1	16	15	93.8	68	58	85.3	237	213	89.9	135	114	84.4	463	455	98.3				248	248	100.0	226	179	79.2	338	247	73.1	125
		6426308	2023	1	11	11	100.0	43	33	76.7	224	146	65.2	124	81	65.3	416	415	99.8				206	203	98.5	190	152	80.0	261	189	72.4	154	90	58.4	147	91	61.9
	MAGWAGWAZA SECONDARY SCHOOL	6415706	2024	1	3	3	100.0	97	83	85.6	63	23	36.5				205	205	100.0	39	27	69.2	100	98	98.0	90	88	97.8	99	68	68.7	104	83	79.8	100	84	84.0
		6415706	2023	1	7	7	100.0	56	50	89.3	81	28	34.6	40	6	15.0	144	144	100.0	40	9	22.5	81	57	70.4	63	51	81.0	81	36	44.4	63	48	76.2	63	51	81.0
	MAHASHE SECONDARY SCHOOL	6415701	2024	1	18	13	72.2	38	20	52.6	55	42	76.4	34	25	73.5	117	117	100.0							44	25	56.8	73	54	74.0	44	26	59.1	44	29	65.9
		6415701	2023	1	16	11	68.8	34	12	35.3	48	29	60.4	30	14	46.7	98	98	100.0							34	21	61.8	64	47	73.4	34	16	47.1	34	23	67.6
	MAHLALE HIGH SCHOOL	6415809	2024	1							269	188	69.9	52	50	96.2	326	315	96.6	105	83	79.0	164	102	62.2	108	81	75.0	218	124	56.9	107	33	30.8	105	62	59.0
		6415809	2023	1	4	1	25.0				159	89	56.0	71	7	9.9	270	262	97.0	118	34	28.8	112	28	25.0	88	35	39.8	183	83	45.4	88	29	33.0	80	31	38.8
	MAHUVO SECONDARY SCHOOL	6426307	2024	1	10	6	60.0	53	49	92.5	48	41	85.4	48	38	79.2	120	119	99.2							71	62	87.3	74	56	75.7	46	12	26.1	40	24	60.0
		6426307	2023	1	19	13	68.4	65	44	67.7	45	36	80.0	46	23	50.0	130	125	96.2							83	58	69.9	57	35	61.4	73	26	35.6	65	31	47.7
	MAKATA HIGH SCHOOL	6415501	2024	1				25	22	88.0	59	28	47.5	32	25	78.1	84	83	98.8							52	22	42.3	55	36	65.5	29	11	37.9	25	12	48.0
		6415501	2023	1	29	10	34.5	30	15	50.0	45	21	46.7	29	14	48.3	59	58	98.3							30	12	40.0	41	33	80.5	17	4	23.5	14	6	42.9
	MAKHOSANA MANZINI HIGH SCHOOL	6436606	2024	1													215	215	100.0	215	200	93.0	97	97	100.0	118	103	87.3	97	97	100.0	118	76	64.4	118	97	82.2
		6436606	2023	1													238	238	100.0	238	218	91.6	105	95	90.5	133	113	85.0	105	92	87.6	133	97	72.9	132	125	94.7
	MAKUKU SECONDARY SCHOOL	6436805	2024	2				24	16	66.7							49	49	100.0	33	18	54.5				34	21	61.8	24	14	58.3	25	3	12.0	25	5	20.0
		6436805	2023	2				21	9	42.9							37	37	100.0	27	21	77.8				29	19	65.5	20	16	80.0	17	5	29.4	16	4	25.0
	MALAMULE HIGH SCHOOL	6426306	2024	1				103	80	77.7							103	102	99.0							103	85	82.5	68	57	83.8	35	31	88.6	35	31	88.6
		6426306	2023	1				77	57	74.0							77	77	100.0							78	61	78.2	49	43	87.8	29	21	72.4	29	20	69.0
	MALAVUTELA SECONDARY SCHOOL	6436506	2024	2				78	58	74.4							79	79	100.0	76	62	81.6	60	58	96.7	76	45	59.2	62	45	72.6	17	13	76.5	17	13	76.5
		6436506	2023	2				51	45	88.2							63	63	100.0	54	46	85.2	45	45	100.0	57	45	78.9	37	31	83.8	18	12	66.7	20	16	80.0

Province Districts	Centre Name	Centre Number	Exam Date	Quintile	Accounting			Agricultural Sciences			Business Studies			Economics			English First Additional Language			Geography			History			Life Sciences			Mathematical Literacy			Mathematics			Physical Sciences		
					Total Wrote	Achieved 30 - 100%	% Achieved at 30% and Above	Total Wrote	Achieved 30 - 100%	% Achieved at 30% and Above	Total Wrote	Achieved 30 - 100%	% Achieved at 30% and Above	Total Wrote	Achieved 30 - 100%	% Achieved at 30% and Above	Total Wrote	Achieved 30 - 100%	% Achieved at 30% and Above	Total Wrote	Achieved 30 - 100%	% Achieved at 30% and Above	Total Wrote	Achieved 30 - 100%	% Achieved at 30% and Above	Total Wrote	Achieved 30 - 100%	% Achieved at 30% and Above	Total Wrote	Achieved 30 - 100%	% Achieved at 30% and Above	Total Wrote	Achieved 30 - 100%	% Achieved at 30% and Above	Total Wrote	Achieved 30 - 100%	% Achieved at 30% and Above
					BOHLABELA	MANDONDO HIGH SCHOOL	6436605	2024	1							100	78	78.0				174	172	98.9	137	101	73.7	174	170	97.7	108	52	48.1	100	67	67.0	74
		6436605	2023	1							118	101	85.6	39	12	30.8	176	169	96.0	135	49	36.3	176	162	92.0	59	26	44.1	118	70	59.3	58	19	32.8	58	31	53.4
	MANUKUSE HIGH SCHOOL	6425901	2024	1	17	10	58.8	47	31	66.0	50	31	62.0	48	36	75.0	139	136	97.8				69	48	69.6	88	51	58.0	117	69	59.0	21	14	66.7	21	15	71.4
		6425901	2023	1	16	11	68.8	59	38	64.4	47	22	46.8	47	22	46.8	166	151	91.0				87	51	58.6	119	65	54.6	130	58	44.6	36	21	58.3	32	21	65.6
	MANYANGANA HIGH SCHOOL	6415808	2024	1	18	9	50.0	31	27	87.1	97	93	95.9	49	42	85.7	134	132	98.5				57	56	98.2	32	31	96.9	101	48	47.5	39	26	66.7	30	21	70.0
		6415808	2023	1	17	12	70.6	32	23	71.9	125	88	70.4	47	34	72.3	144	140	97.2				66	55	83.3	33	31	93.9	111	52	46.8	38	30	78.9	22	16	72.7
	MAPHUTHADITSHABA SECONDARY SCHOOL	6415702	2024	1	10	8	80.0	51	41	80.4	24	21	87.5	24	24	100.0	75	75	100.0							50	39	78.0	24	19	79.2	51	12	23.5	51	25	49.0
		6415702	2023	1	19	17	89.5	48	34	70.8	39	24	61.5	39	18	46.2	87	87	100.0							48	21	43.8	60	39	65.0	27	7	25.9	48	11	22.9
	MARCIA MOKOENA SECONDARY SCHOOL	6426107	2024	1				106	78	73.6							106	105	99.1				47	38	80.9	106	70	66.0	47	38	80.9	59	42	71.2	59	35	59.3
		6426107	2023	1				81	54	66.7							81	81	100.0				81	75	92.6	81	41	50.6				81	20	24.7	81	32	39.5
	MARIPE SENIOR SECONDARY SCHOOL	6415404	2024	1				54	48	88.9	16	8	50.0				70	69	98.6				44	39	88.6	54	43	79.6	44	29	65.9	26	8	30.8	26	15	57.7
		6415404	2023	1				46	19	41.3	18	5	27.8				65	61	93.8				41	12	29.3	46	18	39.1	40	19	47.5	24	7	29.2	23	8	34.8
	MASANA SECONDARY SCHOOL	6426006	2024	2	48	38	79.2	62	61	98.4	48	48	100.0	48	46	95.8	344	342	99.4	160	140	87.5	126	114	90.5	62	62	100.0	260	201	77.3	65	48	73.8	62	40	64.5
		6426006	2023	2	50	23	46.0	43	41	95.3	49	38	77.6	49	36	73.5	280	278	99.3	104	85	81.7	124	104	83.9	44	43	97.7	233	150	64.4	46	31	67.4	43	33	76.7
	MASHISHING SECONDARY SCHOOL	6436903	2024	3	46	30	65.2	90	72	80.0	46	45	97.8	46	32	69.6	178	178	100.0	132	127	96.2				113	96	85.0	135	129	95.6	42	42	100.0	42	40	95.2
		6436903	2023	3	53	35	66.0	130	57	43.8	53	46	86.8	53	22	41.5	235	235	100.0	182	146	80.2				163	92	56.4	184	149	81.0	51	38	74.5	51	38	74.5
	MASILELA SECONDARY SCHOOL	6426108	2024	1							101	44	43.6	71	54	76.1	101	101	100.0				71	59	83.1	30	11	36.7	71	32	45.1	30	4	13.3	30	3	10.0
		6426108	2023	1							69	46	66.7	44	25	56.8	69	66	95.7				44	29	65.9	25	5	20.0	44	26	59.1	25	2	8.0	25	0	0.0
	MASINGITANA SECONDARY SCHOOL	6415604	2024	1				25	17	68.0							112	111	99.1	25	24	96.0	87	70	80.5	25	16	64.0	87	38	43.7	25	10	40.0	25	9	36.0
		6415604	2023	1				24	18	75.0							132	125	94.7	24	22	91.7	108	68	63.0	24	21	87.5	108	31	28.7	24	13	54.2	24	7	29.2

Province Districts	Centre Name	Centre Number	Exam Date	Quintile	Accounting			Agricultural Sciences			Business Studies			Economics			English First Additional Language			Geography			History			Life Sciences			Mathematical Literacy			Mathematics			Physical Sciences		
					Total Wrote	Achieved 30 - 100%	% Achieved at 30% and Above	Total Wrote	Achieved 30 - 100%	% Achieved at 30% and Above	Total Wrote	Achieved 30 - 100%	% Achieved at 30% and Above	Total Wrote	Achieved 30 - 100%	% Achieved at 30% and Above	Total Wrote	Achieved 30 - 100%	% Achieved at 30% and Above	Total Wrote	Achieved 30 - 100%	% Achieved at 30% and Above	Total Wrote	Achieved 30 - 100%	% Achieved at 30% and Above	Total Wrote	Achieved 30 - 100%	% Achieved at 30% and Above	Total Wrote	Achieved 30 - 100%	% Achieved at 30% and Above	Total Wrote	Achieved 30 - 100%	% Achieved at 30% and Above	Total Wrote	Achieved 30 - 100%	% Achieved at 30% and Above
					BOHLABELA	MATHIBELA HIGH SCHOOL-L	6436405	2024	2				1	0	0.0	41	16	39.0				64	64	100.0	64	29	45.3	64	56	87.5	23	5	21.7	41	26	63.4	22
		6436405	2023	2							55	9	16.4				71	71	100.0	71	17	23.9	71	52	73.2	16	6	37.5	55	30	54.5	16	1	6.3	16	4	25.0
	MATHIPE HIGH SCHOOL	6436504	2024	2							32	25	78.1	32	28	87.5	32	31	96.9				32	31	96.9				32	2	6.3						
		6436504	2023	2							56	37	66.1	45	10	22.2	56	55	98.2				56	45	80.4				45	13	28.9	11	1	9.1	11	1	9.1
	MATHUKWANE SECONDARY SCHOOL	6415507	2024	1				35	35	100.0				19	19	100.0	35	35	100.0							35	34	97.1	18	18	100.0	17	17	100.0	16	16	100.0
		6415507	2023	1				30	26	86.7				15	11	73.3	30	30	100.0							30	11	36.7	14	14	100.0	16	11	68.8	15	7	46.7
	MAWEWE HIGH SCHOOL	6425903	2024	1							50	33	66.0	13	12	92.3	113	105	92.9				56	48	85.7	50	13	26.0	63	25	39.7	50	23	46.0	50	33	66.0
		6425903	2023	1							39	33	84.6	6	4	66.7	86	86	100.0				45	44	97.8	42	22	52.4	45	26	57.8	42	13	31.0	42	32	76.2
	MBHANDULE SECONDARY SCHOOL	6436604	2024	1													120	108	90.0	118	87	73.7	108	96	88.9	119	70	58.8	109	83	76.1	11	8	72.7	11	11	100.0
		6436604	2023	1													121	113	93.4	121	47	38.8	95	57	60.0	120	23	19.2	96	34	35.4	25	9	36.0	25	12	48.0
	MCHAKA HIGH SCHOOL	6436404	2024	1													36	36	100.0				35	27	77.1	16	5	31.3	31	14	45.2	5	0	0.0	1	1	100.0
		6436404	2023	1													39	38	97.4				33	33	100.0	10	8	80.0	32	23	71.9	7	6	85.7	6	5	83.3
	MDLULI HIGH SCHOOL	6415807	2024	1	11	6	54.5				109	78	71.6				153	146	95.4				153	125	81.7	35	22	62.9	116	67	57.8	33	23	69.7	20	14	70.0
		6415807	2023	1	3	3	100.0				99	35	35.4	30	14	46.7	167	157	94.0				155	89	57.4	47	26	55.3	118	48	40.7	49	31	63.3	49	30	61.2
	MEMEZILE SECONDARY SCHOOL	6436801	2024	1	18	9	50.0	31	17	54.8	27	15	55.6				49	49	100.0							23	17	73.9	26	17	65.4	23	10	43.5	23	15	65.2
		6436801	2023	1	17	11	64.7	18	15	83.3	18	14	77.8				35	35	100.0							35	20	57.1	18	16	88.9	17	11	64.7	17	13	76.5
	MHLANGANA SECONDARY SCHOOL	6415609	2024	1	5	3	60.0				44	21	47.7	17	14	82.4	110	110	100.0	70	47	67.1	110	76	69.1	70	34	48.6	40	32	80.0	70	38	54.3	66	30	45.5
		6415609	2023	1	3	3	100.0				40	10	25.0	15	4	26.7	77	74	96.1	37	26	70.3	77	39	50.6	36	20	55.6	38	17	44.7	39	20	51.3	37	5	13.5
	MKHUHLU SECONDARY SCHOOL	6436693	2024	1				18	8	44.4	19	8	42.1				96	94	97.9	65	44	67.7	92	69	75.0	37	17	45.9	60	32	53.3	30	8	26.7	30	10	33.3
		6436693	2023	1	11	4	36.4	15	7	46.7	22	10	45.5	11	6	54.5	60	60	100.0	29	23	79.3	59	47	79.7	24	15	62.5	38	22	57.9	15	8	53.3	15	8	53.3

Province Districts	Centre Name	Centre Number	Exam Date	Quintile	Accounting			Agricultural Sciences			Business Studies			Economics			English First Additional Language			Geography			History			Life Sciences			Mathematical Literacy			Mathematics			Physical Sciences		
					Total Wrote	Achieved 30 - 100%	% Achieved at 30% and Above	Total Wrote	Achieved 30 - 100%	% Achieved at 30% and Above	Total Wrote	Achieved 30 - 100%	% Achieved at 30% and Above	Total Wrote	Achieved 30 - 100%	% Achieved at 30% and Above	Total Wrote	Achieved 30 - 100%	% Achieved at 30% and Above	Total Wrote	Achieved 30 - 100%	% Achieved at 30% and Above	Total Wrote	Achieved 30 - 100%	% Achieved at 30% and Above	Total Wrote	Achieved 30 - 100%	% Achieved at 30% and Above	Total Wrote	Achieved 30 - 100%	% Achieved at 30% and Above	Total Wrote	Achieved 30 - 100%	% Achieved at 30% and Above	Total Wrote	Achieved 30 - 100%	% Achieved at 30% and Above
					BOHLABELA	MKHUKHUMBA SECONDARY SCHOOL	6436602	2024	1				0	0								85	84	98.8	84	71	84.5	71	64	90.1	86	34	39.5	70	55	78.6	16
		6436602	2023	1										49	49	100.0	46	37	80.4	36	35	97.2	48	20	41.7	35	29	82.9	14	8	57.1	12	8	66.7			
	MKHWEYANTABA HIGH SCHOOL	6426005	2024	1				25	21	84.0	7	7	100.0	7	7	100.0	106	106	100.0	25	24	96.0	74	39	52.7	25	16	64.0	81	42	51.9	25	5	20.0	25	8	32.0
		6426005	2023	1				19	14	73.7	6	5	83.3	7	5	71.4	99	93	93.9	19	18	94.7	80	46	57.5	19	12	63.2	80	23	28.8	19	4	21.1	19	9	47.4
	MMABATHO MOKOENA SECONDARY SCHOOL	6426106	2024	1				42	37	88.1							41	41	100.0	26	24	92.3	42	42	100.0	42	15	35.7	26	21	80.8	16	4	25.0	16	15	93.8
		6426106	2023	1				38	23	60.5							38	38	100.0	22	17	77.3	38	38	100.0	38	15	39.5	22	15	68.2	16	6	37.5	16	9	56.3
	MMASEKOBE SECONDARY SCHOOL	6426201	2024	1				28	28	100.0							28	28	100.0	13	13	100.0	28	28	100.0	28	28	100.0	13	13	100.0	15	8	53.3	15	13	86.7
		6426201	2023	1				37	32	86.5							36	36	100.0	14	14	100.0	37	37	100.0	37	35	94.6	14	14	100.0	22	7	31.8	23	12	52.2
	MOGOROSHI SECONDARY SCHOOL	6436403	2024	2				41	25	61.0							113	112	99.1	76	37	48.7	76	59	77.6	41	25	61.0	76	39	51.3	37	11	29.7	41	20	48.8
		6436403	2023	2				48	35	72.9							122	122	100.0	74	27	36.5	74	55	74.3	48	37	77.1	74	31	41.9	48	10	20.8	48	34	70.8
	Moholoholo High School	6415407	2024	1	14	13	92.9	3	3	100.0	25	25	100.0	25	16	64.0	52	52	100.0							27	16	59.3	23	13	56.5	29	5	17.2	27	4	14.8
		6415407	2023	1	21	17	81.0	33	17	51.5	44	32	72.7	44	19	43.2	84	84	100.0							40	21	52.5	38	27	71.1	46	12	26.1	40	9	22.5
	MONAREDIRA PRIVATE COLLEGE	6426010	2024	99	3	2	66.7	11	10	90.9	9	5	55.6	1	1	100.0	117	114	97.4				131	112	85.5	74	54	73.0	66	61	92.4	66	37	56.1	34	13	38.2
		6426010	2023	99	4	3	75.0	29	28	96.6	10	5	50.0	3	1	33.3	139	136	97.8				149	98	65.8	101	53	52.5	60	19	31.7	92	14	15.2	47	25	53.2
	MOSES MNISI HIGH SCHOOL	6415605	2024	1	11	3	27.3				87	57	65.5				121	119	98.3				76	75	98.7	34	18	52.9	85	31	36.5	36	4	11.1	34	7	20.6
		6415605	2023	1	18	6	33.3	39	9	23.1	105	38	36.2				144	143	99.3				87	79	90.8	39	5	12.8	96	30	31.3	48	7	14.6	39	4	10.3
	MOSETERATA SECONDARY SCHOOL	6415505	2024	1	3	1	33.3				12	10	83.3	12	12	100.0	12	12	100.0										11	11	100.0	1	1	100.0			
		6415505	2023	1	9	2	22.2				9	4	44.4	9	3	33.3	9	9	100.0										6	3	50.0	3	0	0.0			
	MOSIPA SECONDARY SCHOOL	6415504	2024	1	34	31	91.2										34	34	100.0							34	27	79.4				34	23	67.6	34	16	47.1
		6415504	2023	1	82	60	73.2				6	6	100.0	6	4	66.7	82	82	100.0							76	52	68.4	6	6	100.0	76	31	40.8	76	31	40.8

Province Districts	Centre Name	Centre Number	Exam Date	Quintile	Accounting			Agricultural Sciences			Business Studies			Economics			English First Additional Language			Geography			History			Life Sciences			Mathematical Literacy			Mathematics			Physical Sciences		
					Total Wrote	Achieved 30 - 100%	% Achieved at 30% and Above	Total Wrote	Achieved 30 - 100%	% Achieved at 30% and Above	Total Wrote	Achieved 30 - 100%	% Achieved at 30% and Above	Total Wrote	Achieved 30 - 100%	% Achieved at 30% and Above	Total Wrote	Achieved 30 - 100%	% Achieved at 30% and Above	Total Wrote	Achieved 30 - 100%	% Achieved at 30% and Above	Total Wrote	Achieved 30 - 100%	% Achieved at 30% and Above	Total Wrote	Achieved 30 - 100%	% Achieved at 30% and Above	Total Wrote	Achieved 30 - 100%	% Achieved at 30% and Above	Total Wrote	Achieved 30 - 100%	% Achieved at 30% and Above	Total Wrote	Achieved 30 - 100%	% Achieved at 30% and Above
					BOHLABELA	MUGENA HIGH SCHOOL	6415806	2024	1	16	16	100.0						32	31	96.9	230	225	97.8	40	39	97.5	224	171	76.3	208	84	40.4				231	58
		6415806	2023	1	20	17	85.0						29	18	62.1	217	213	98.2	53	50	94.3	194	126	64.9	188	62	33.0				217	51	23.5	121	55	45.5	
	MZANGEDWA SECONDARY SCHOOL	6426004	2024	1				19	18	94.7						77	75	97.4				66	59	89.4	19	14	73.7	58	36	62.1	19	6	31.6	11	7	63.6	
		6426004	2023	1				32	28	87.5						81	80	98.8	20	16	80.0	52	48	92.3	32	29	90.6	49	25	51.0	32	14	43.8	9	8	88.9	
	MZILA SECONDARY SCHOOL	6425904	2024	1	10	4	40.0	35	27	77.1	41	33	80.5	41	26	63.4	76	76	100.0				29	29	100.0	35	18	51.4	31	16	51.6	45	22	48.9	35	18	51.4
		6425904	2023	1	10	5	50.0	29	22	75.9	45	45	100.0	47	12	25.5	75	75	100.0				36	36	100.0	29	20	69.0	36	18	50.0	39	16	41.0	29	25	86.2
	MZIMBA SECONDARY SCHOOL	6426301	2024	1				119	63	52.9	80	43	53.8	41	25	61.0	331	319	96.4				284	241	84.9	174	142	81.6	242	114	47.1	91	49	53.8	73	47	64.4
		6426301	2023	1				152	47	30.9	88	26	29.5	49	18	36.7	360	347	96.4				345	284	82.3	222	78	35.1	235	107	45.5	126	52	41.3	129	52	40.3
	N P MATHABELA SECONDARY SCHOOL	6415405	2024	1	21	15	71.4	56	56	100.0	14	14	100.0	14	13	92.9	77	77	100.0	31	28	90.3				63	60	95.2	45	45	100.0	32	21	65.6	32	20	62.5
		6415405	2023	1	25	10	40.0	59	50	84.7	20	15	75.0	20	14	70.0	84	82	97.6	42	30	71.4				64	46	71.9	63	55	87.3	22	17	77.3	22	16	72.7
	NDLAMAKHOSI SECONDARY SCHOOL	6426001	2024	1				46	33	71.7						48	48	100.0							44	29	65.9				44	27	61.4	45	27	60.0	
		6426001	2023	1				23	16	69.6						40	40	100.0				18	16	88.9	23	13	56.5	18	14	77.8	23	7	30.4	23	6	26.1	
	NGHUNGHUNYANA SECONDARY SCHOOL	6426303	2024	1				61	40	65.6	50	31	62.0	44	14	31.8	124	118	95.2							61	33	54.1	63	42	66.7	51	8	15.7	31	9	29.0
		6426303	2023	1				29	12	41.4	28	11	39.3	28	5	17.9	57	53	93.0							29	12	41.4	31	12	38.7	26	5	19.2	19	4	21.1
	NGWARITSANE SECONDARY SCHOOL	6426102	2024	1												39	38	97.4	31	23	74.2	39	32	82.1	8	3	37.5	31	26	83.9	8	0	0.0	8	1	12.5	
		6426102	2023	1												31	31	100.0	14	10	71.4	31	8	25.8	17	3	17.6	14	11	78.6	17	0	0.0	17	2	11.8	
	NKOTOBONA HIGH SCHOOL	6415703	2024	1	5	4	80.0	57	50	87.7				19	13	68.4	58	56	96.6	28	27	96.4				57	37	64.9	32	32	100.0	26	21	80.8	26	22	84.6
		6415703	2023	1	7	6	85.7	58	42	72.4				21	8	38.1	58	57	98.3	31	26	83.9				58	38	65.5	32	26	81.3	26	14	53.8	25	19	76.0
	NYAMANDE HIGH SCHOOL	6425905	2024	1				37	33	89.2	42	27	64.3	42	26	61.9	78	78	100.0				42	26	61.9	37	36	97.3	42	20	47.6	37	29	78.4	37	23	62.2
		6425905	2023	1				45	35	77.8	35	11	31.4	35	12	34.3	80	79	98.8				35	22	62.9	45	35	77.8	35	17	48.6	45	24	53.3	45	26	57.8



Province Districts	Centre Name	Centre Number	Exam Date	Quintile	Accounting			Agricultural Sciences			Business Studies			Economics			English First Additional Language			Geography			History			Life Sciences			Mathematical Literacy			Mathematics			Physical Sciences		
					Total Wrote	Achieved 30 - 100%	% Achieved at 30% and Above	Total Wrote	Achieved 30 - 100%	% Achieved at 30% and Above	Total Wrote	Achieved 30 - 100%	% Achieved at 30% and Above	Total Wrote	Achieved 30 - 100%	% Achieved at 30% and Above	Total Wrote	Achieved 30 - 100%	% Achieved at 30% and Above	Total Wrote	Achieved 30 - 100%	% Achieved at 30% and Above	Total Wrote	Achieved 30 - 100%	% Achieved at 30% and Above	Total Wrote	Achieved 30 - 100%	% Achieved at 30% and Above	Total Wrote	Achieved 30 - 100%	% Achieved at 30% and Above	Total Wrote	Achieved 30 - 100%	% Achieved at 30% and Above			
					BOHLABELA	NYAMAZANE SCHOOL	6415805	2024	1									42	28	66.7	257	250	97.3				256	222	86.7	165	103	62.4	202	133	65.8	55	39
		6415805	2023	1									70	27	38.6	210	201	95.7				207	161	77.8	139	77	55.4	158	98	62.0	52	36	69.2	52	38	73.1	
	ORHOVELANI HIGH SCHOOL	6426311	2024	2	48	11	22.9									50	48	96.0							49	27	55.1				48	11	22.9	48	14	29.2	
		6426311	2023	2	14	3	21.4	34	26	76.5	31	14	45.2	31	10	32.3	67	67	100.0							48	33	68.8				67	19	28.4	28	16	57.1
	PANORAMA SECONDARY SCHOOL	6436804	2024	4	17	17	100.0				64	64	100.0	17	17	100.0									47	39	83.0				64	26	40.6	47	25	53.2	
		6436804	2023	4	11	10	90.9				60	58	96.7	11	11	100.0									49	45	91.8				60	34	56.7	49	30	61.2	
	PHENDULANE SECONDARY SCHOOL	6415601	2024	1	24	13	54.2	42	37	88.1	49	26	53.1	24	20	83.3	91	88	96.7				25	20	80.0	42	35	83.3	49	38	77.6	42	22	52.4	42	27	64.3
		6415601	2023	1	0	0		39	39	100.0	60	21	35.0	28	14	50.0	99	97	98.0				32	20	62.5	39	35	89.7	60	43	71.7	39	13	33.3	39	24	61.5
	PHULANI HIGH SCHOOL	6436702	2024	1				13	11	84.6							46	46	100.0	32	15	46.9	33	31	93.9	14	14	100.0	33	30	90.9	13	7	53.8	13	13	100.0
		6436702	2023	1				14	10	71.4							35	35	100.0	21	11	52.4	21	20	95.2	14	9	64.3	21	19	90.5	14	10	71.4	14	11	78.6
	PILGRIMS REST CITY SECONDARY	6436806	2024	2												35	35	100.0	35	35	100.0				35	20	57.1	26	25	96.2	9	9	100.0	9	8	88.9	
		6436806	2023	2												34	34	100.0	34	28	82.4				34	18	52.9	22	14	63.6	12	8	66.7	10	10	100.0	
	PULEDI SECONDARY SCHOOL	6415406	2024	1	15	9	60.0	47	10	21.3	22	18	81.8	15	11	73.3	69	66	95.7				54	39	72.2				58	24	41.4	11	1	9.1			
		6415406	2023	1	24	8	33.3	52	14	26.9	24	21	87.5	24	10	41.7	76	76	100.0				52	46	88.5				54	33	61.1	22	1	4.5			
	QOKISO SENIOR SECONDARY SCHOOL	6426003	2024	1				22	17	77.3							79	78	98.7	44	31	70.5	81	51	63.0	20	17	85.0	77	36	46.8	20	11	55.0	20	10	50.0
		6426003	2023	1				29	22	75.9							120	118	98.3	79	38	48.1	87	63	72.4	30	21	70.0	93	47	50.5	28	13	46.4	28	13	46.4
	RETI SECONDARY SCHOOL	6415503	2024	1	13	8	61.5	30	22	73.3	47	18	38.3	23	18	78.3	77	77	100.0							30	19	63.3	68	43	63.2	9	2	22.2	8	7	87.5
		6415503	2023	1	15	10	66.7	30	22	73.3	44	20	45.5	44	26	59.1	74	73	98.6							30	21	70.0	68	43	63.2	6	5	83.3	6	6	100.0
	RINDZANI SENIOR SECONDARY SCHOOL	6436502	2024	2				98	73	74.5							98	94	95.9				77	72	93.5	98	59	60.2	77	53	68.8	21	6	28.6	21	10	47.6
		6436502	2023	2				96	61	63.5							96	96	100.0				58	34	58.6	96	73	76.0	58	41	70.7	38	5	13.2	38	15	39.5

Province Districts	Centre Name	Centre Number	Exam Date	Quintile	Accounting			Agricultural Sciences			Business Studies			Economics			English First Additional Language			Geography			History			Life Sciences			Mathematical Literacy			Mathematics			Physical Sciences		
					Total Wrote	Achieved 30 - 100%	% Achieved at 30% and Above	Total Wrote	Achieved 30 - 100%	% Achieved at 30% and Above	Total Wrote	Achieved 30 - 100%	% Achieved at 30% and Above	Total Wrote	Achieved 30 - 100%	% Achieved at 30% and Above	Total Wrote	Achieved 30 - 100%	% Achieved at 30% and Above	Total Wrote	Achieved 30 - 100%	% Achieved at 30% and Above	Total Wrote	Achieved 30 - 100%	% Achieved at 30% and Above	Total Wrote	Achieved 30 - 100%	% Achieved at 30% and Above	Total Wrote	Achieved 30 - 100%	% Achieved at 30% and Above	Total Wrote	Achieved 30 - 100%	% Achieved at 30% and Above	Total Wrote	Achieved 30 - 100%	% Achieved at 30% and Above
					BOHLABELA	SEHLAKABJE HIGH SCHOOL	6415606	2024	1							16	15	93.8				40	40	100.0	40	33	82.5				40	34	85.0	16	15	93.8	24
		6415606	2023	1							17	10	58.8				40	40	100.0	40	29	72.5				40	16	40.0	17	17	100.0	23	12	52.2	23	16	69.6
	SEKHUKHUSA SENIOR SCHOOL	6426203	2024	1	14	9	64.3	149	101	67.8	20	14	70.0	20	18	90.0	169	169	100.0				94	83	88.3	149	91	61.1	105	86	81.9	64	49	76.6	61	32	52.5
		6426203	2023	1	10	7	70.0	136	87	64.0	14	9	64.3	14	10	71.4	150	150	100.0				102	82	80.4	136	86	63.2	111	88	79.3	39	38	97.4	38	31	81.6
	SEKWAI SECONDARY SCHOOL	6436807	2024	2				28	25	89.3							93	93	100.0	65	54	83.1				93	57	61.3	65	53	81.5	28	8	28.6	17	12	70.6
		6436807	2023	2				28	17	60.7							75	75	100.0	47	37	78.7				75	42	56.0	46	37	80.4	29	9	31.0	20	14	70.0
	SERISHA SECONDARY SCHOOL	6426205	2024	2				21	19	90.5							21	21	100.0				13	13	100.0	21	14	66.7	13	12	92.3	8	4	50.0	8	3	37.5
		6426205	2023	2				36	30	83.3							36	36	100.0				21	20	95.2	36	28	77.8	21	20	95.2	15	3	20.0	15	7	46.7
	SHANKE SENIOR SECONDARY SCHOOL	6436402	2024	2	26	12	46.2	194	185	95.4							220	220	100.0							220	195	88.6				220	135	61.4	220	145	65.9
		6436402	2023	2	5	5	100.0	251	154	61.4							255	255	100.0							256	163	63.7				256	138	53.9	255	137	53.7
	SHOBIYANA SENIOR SECONDARY SCHOOL	6415705	2024	1	14	8	57.1	92	61	66.3	21	18	85.7	20	17	85.0	283	278	98.2	34	33	97.1	132	89	67.4	134	90	67.2	146	125	85.6	137	44	32.1	134	56	41.8
		6415705	2023	1	23	18	78.3	72	46	63.9	24	13	54.2	24	17	70.8	327	320	97.9	67	50	74.6	155	86	55.5	147	93	63.3	179	145	81.0	148	68	45.9	147	63	42.9
	SIBOYIYE COMBINED SCHOOL	6426011	2024	1				40	40	100.0							84	83	98.8	44	23	52.3	55	49	89.1	36	32	88.9	48	37	77.1	36	26	72.2	29	22	75.9
		6426011	2023	1				29	26	89.7							62	61	98.4	33	15	45.5	30	23	76.7	32	23	71.9	30	14	46.7	32	20	62.5	31	21	67.7
	SKAPANDODA MASHABIYA SECONDARY SCHOOL	6436501	2024	2													55	55	100.0	55	54	98.2	39	38	97.4	55	36	65.5	39	38	97.4	17	10	58.8	17	16	94.1
		6436501	2023	2													29	29	100.0	26	26	100.0	18	18	100.0	29	23	79.3	18	14	77.8	7	7	100.0	7	6	85.7
	SKHILA SECONDARY SCHOOL	6436901	2024	2	31	27	87.1				121	117	96.7	119	110	92.4	50	50	100.0							22	22	100.0	119	100	84.0	22	17	77.3	22	20	90.9
		6436901	2023	2	27	19	70.4				153	146	95.4	127	111	87.4	81	81	100.0							39	38	97.4	126	121	96.0	40	28	70.0	39	31	79.5
	SOKISI HIGH SCHOOL	6415804	2024	1							60	33	55.0	74	55	74.3	237	225	94.9				175	163	93.1	98	41	41.8	169	159	94.1	67	37	55.2	48	42	87.5
		6415804	2023	1				12	6	50.0	21	8	38.1	46	8	17.4	130	122	93.8				79	42	53.2	51	25	49.0	82	45	54.9	34	8	23.5	31	5	16.1

Province Districts	Centre Name	Centre Number	Exam Date	Quintile	Accounting			Agricultural Sciences			Business Studies			Economics			English First Additional Language			Geography			History			Life Sciences			Mathematical Literacy			Mathematics			Physical Sciences		
					Total Wrote	Achieved 30 - 100%	% Achieved at 30% and Above	Total Wrote	Achieved 30 - 100%	% Achieved at 30% and Above	Total Wrote	Achieved 30 - 100%	% Achieved at 30% and Above	Total Wrote	Achieved 30 - 100%	% Achieved at 30% and Above	Total Wrote	Achieved 30 - 100%	% Achieved at 30% and Above	Total Wrote	Achieved 30 - 100%	% Achieved at 30% and Above	Total Wrote	Achieved 30 - 100%	% Achieved at 30% and Above	Total Wrote	Achieved 30 - 100%	% Achieved at 30% and Above	Total Wrote	Achieved 30 - 100%	% Achieved at 30% and Above	Total Wrote	Achieved 30 - 100%	% Achieved at 30% and Above	Total Wrote	Achieved 30 - 100%	% Achieved at 30% and Above
					BOHLABELA	SOSHANGANE HIGH SCHOOL	6426008	2024	1	8	8	100.0								124	124	100.0				92	65	70.7	124	53	42.7	91	72	79.1	33	21	63.6
		6426008	2023	1	14	14	100.0	36	15	41.7					92	92	100.0				73	70	95.9	61	44	72.1	73	67	91.8	19	17	89.5	19	17	89.5		
	ST GEORGE HIGH SCHOOL	6415510	2024	99	21	14	66.7	27	27	100.0	31	25	80.6	17	12	70.6	80	80	100.0				40	37	92.5	47	42	89.4	57	52	91.2	44	35	79.5	31	30	96.8
		6415510	2023	99	13	10	76.9	19	18	94.7	27	24	88.9	10	8	80.0	59	59	100.0				39	32	82.1	39	29	74.4	54	44	81.5	27	26	96.3	24	23	95.8
	TAMAJANE SENIOR SECONDARY SCHOOL	6436401	2024	2											39	39	100.0	39	35	89.7	18	17	94.4	39	23	59.0	18	17	94.4	21	16	76.2	21	16	76.2		
		6436401	2023	2											42	42	100.0	42	34	81.0	31	21	67.7	42	16	38.1	31	24	77.4	11	5	45.5	11	8	72.7		
	THABA CHWEU BOARDING SCHOOL	6436905	2024	3				16	13	81.3	27	25	92.6				42	42	100.0	16	12	75.0				11	10	90.9	27	25	92.6	16	7	43.8	16	16	100.0
		6436905	2023	3				11	5	45.5	4	2	50.0				11	11	100.0	4	3	75.0				7	3	42.9	4	4	100.0	7	2	28.6	7	4	57.1
	THEPANG CHILOANE SECONDARY SCHOOL	6415607	2024	1	7	6	85.7				85	78	91.8	64	41	64.1	126	125	99.2				21	17	81.0	41	27	65.9	80	62	77.5	46	16	34.8	41	18	43.9
		6415607	2023	1	13	4	30.8				60	59	98.3	60	22	36.7	105	105	100.0							45	32	71.1	52	38	73.1	53	7	13.2	45	16	35.6
	TLADISHI HIGH SCHOOL	6415608	2024	1	20	9	45.0	25	21	84.0	54	41	75.9	23	18	78.3	136	135	99.3	11	11	100.0	80	63	78.8	34	24	70.6	102	67	65.7	34	11	32.4	34	16	47.1
		6415608	2023	1	30	7	23.3	29	23	79.3	62	31	50.0	30	14	46.7	161	157	97.5	32	14	43.8	70	41	58.6	37	19	51.4	124	72	58.1	37	9	24.3	37	14	37.8
	WEM BUSHBUCKRIDGE	6426109	2024	99				41	32	78.0	40	24	60.0	11	1	9.1	68	67	98.5	19	15	78.9	60	39	65.0	39	9	23.1	20	19	95.0	39	11	28.2	27	14	51.9
		6426109	2023	99				41	38	92.7	10	4	40.0	11	2	18.2	57	57	100.0	18	16	88.9	39	31	79.5	46	25	54.3	34	26	76.5	34	8	23.5	25	6	24.0
	WEM MKHUHLU School	6436691	2024	99				46	17	37.0	12	4	33.3	12	2	16.7	80	70	87.5	46	18	39.1	47	18	38.3	54	13	24.1	56	15	26.8	25	5	20.0	21	3	14.3
		6436691	2023	99				21	18	85.7	6	3	50.0	6	3	50.0	53	52	98.1	26	11	42.3	17	14	82.4	37	24	64.9	21	14	66.7	32	8	25.0	31	17	54.8
	WEM SCHOOL - ACCORNHOEK	6415791	2024	99	1	1	100.0	44	43	97.7	23	23	100.0	8	7	87.5	59	59	100.0	28	28	100.0	71	67	94.4	38	37	97.4	45	45	100.0	26	25	96.2	24	22	91.7
		6415791	2023	99				14	14	100.0	19	15	78.9	8	0	0.0	38	38	100.0	14	14	100.0	17	11	64.7	25	25	100.0	25	25	100.0	23	21	91.3	21	20	95.2

Province Districts	Centre Name	Centre Number	Exam Date	Quintile	Accounting			Agricultural Sciences			Business Studies			Economics			English First Additional Language			Geography			History			Life Sciences			Mathematical Literacy			Mathematics			Physical Sciences				
					Total Wrote	Achieved 30 - 100%	% Achieved at 30% and Above	Total Wrote	Achieved 30 - 100%	% Achieved at 30% and Above	Total Wrote	Achieved 30 - 100%	% Achieved at 30% and Above	Total Wrote	Achieved 30 - 100%	% Achieved at 30% and Above	Total Wrote	Achieved 30 - 100%	% Achieved at 30% and Above	Total Wrote	Achieved 30 - 100%	% Achieved at 30% and Above	Total Wrote	Achieved 30 - 100%	% Achieved at 30% and Above	Total Wrote	Achieved 30 - 100%	% Achieved at 30% and Above	Total Wrote	Achieved 30 - 100%	% Achieved at 30% and Above	Total Wrote	Achieved 30 - 100%	% Achieved at 30% and Above					
					BOHLABELA	XANTHIA HIGH School	6425906	2024	1							66	40	60.6				89	88	98.9				67	47	70.1	21	18	85.7	66	15	22.7	21	9	42.9
		6425906	2023	1							59	13	22.0	59	10	16.9	73	67	91.8				74	35	47.3	15	9	60.0	59	13	22.0	15	2	13.3	15	6	40.0		
	XIMOYI KHOSA High School	6425907	2024	1	49	40	81.6	213	188	88.3							213	210	98.6							164	122	74.4				213	100	46.9	213	102	47.9		
		6425907	2023	1	31	31	100.0	166	152	91.6							166	166	100.0							135	100	74.1				166	81	48.8	166	93	56.0		
	Acek Academy	6241992	2024	99	4	3	75.0	4	3	75.0	25	19	76.0	8	8	100.0	19	19	100.0	24	23	95.8	12	8	66.7	17	13	76.5	25	23	92.0	10	5	50.0	10	5	50.0		
		6241992	2023	99	8	5	62.5	7	7	100.0	41	21	51.2	14	13	92.9	35	35	100.0	42	25	59.5	27	14	51.9	23	18	78.3	38	27	71.1	18	12	66.7	15	12	80.0		
	Barberton Combined School	6282902	2024	4	18	13	72.2				44	39	88.6							62	60	96.8	13	11	84.6	27	24	88.9	54	49	90.7	28	21	75.0	26	21	80.8		
		6282902	2023	4	24	21	87.5				47	40	85.1							72	64	88.9	15	13	86.7	34	25	73.5	71	61	85.9	24	21	87.5	34	21	61.8		
	BEACON COLLEGE	6262692	2024	99	22	22	100.0				48	46	95.8	15	14	93.3	50	50	100.0	68	68	100.0				59	58	98.3	46	46	100.0	45	45	100.0	42	41	97.6		
		6262692	2023	99	13	11	84.6				31	29	93.5	19	16	84.2	38	38	100.0	55	53	96.4				41	40	97.6	32	30	93.8	40	38	95.0	38	33	86.8		
	BEACON COLLEGE NKOMAZI	6267308	2024	99												41	41	100.0	41	41	100.0				41	33	80.5	25	25	100.0	16	15	93.8	16	13	81.3			
		6267308	2023	99												60	60	100.0	58	48	82.8				55	33	60.0	31	27	87.1	22	19	86.4	21	18	85.7			
	Bhekiswako Secondary School	6242204	2024	1				63	39	61.9	13	11	84.6	13	13	100.0	141	140	99.3	44	39	88.6	59	41	69.5	70	36	51.4	135	94	69.6	7	5	71.4	7	7	100.0		
		6242204	2023	1				97	52	53.6	12	10	83.3	12	5	41.7	182	181	99.5	70	54	77.1	65	26	40.0	110	63	57.3	174	81	46.6	8	6	75.0	8	7	87.5		
	Bonginlanhla Secondary School	6283007	2024	2				51	26	51.0	51	40	78.4	18	14	77.8	129	129	100.0	95	40	42.1	34	15	44.1	112	44	39.3	103	60	58.3	27	11	40.7	27	10	37.0		
		6283007	2023	2				34	22	64.7	34	34	100.0	19	18	94.7	90	90	100.0	71	50	70.4	25	23	92.0	56	47	83.9	59	58	98.3	31	22	71.0	31	23	74.2		
	BUKHOSIBETFU PRIMARY SCHOOL	6262495	2024	1												15	6	40.0	15	0	0.0				15	0	0.0				15	0	0.0						
		6262495	2023	1												10	4	40.0	10	10	100.0				10	1	10.0				10	0	0.0						
	Camalaza Secondary School	6262408	2024	1	9	9	100.0	43	42	97.7	9	9	100.0	9	9	100.0	102	102	100.0	66	66	100.0				77	73	94.8	75	69	92.0	27	24	88.9	27	24	88.9		
		6262408	2023	1	19	8	42.1	65	38	58.5	19	12	63.2	19	13	68.4	142	139	97.9	85	71	83.5				96	61	63.5	96	70	72.9	46	33	71.7	46	30	65.2		

Province Districts	Centre Name	Centre Number	Exam Date	Quintile	Accounting			Agricultural Sciences			Business Studies			Economics			English First Additional Language			Geography			History			Life Sciences			Mathematical Literacy			Mathematics			Physical Sciences		
					Total Wrote	Achieved 30 - 100%	% Achieved at 30% and Above	Total Wrote	Achieved 30 - 100%	% Achieved at 30% and Above	Total Wrote	Achieved 30 - 100%	% Achieved at 30% and Above	Total Wrote	Achieved 30 - 100%	% Achieved at 30% and Above	Total Wrote	Achieved 30 - 100%	% Achieved at 30% and Above	Total Wrote	Achieved 30 - 100%	% Achieved at 30% and Above	Total Wrote	Achieved 30 - 100%	% Achieved at 30% and Above	Total Wrote	Achieved 30 - 100%	% Achieved at 30% and Above	Total Wrote	Achieved 30 - 100%	% Achieved at 30% and Above	Total Wrote	Achieved 30 - 100%	% Achieved at 30% and Above	Total Wrote	Achieved 30 - 100%	% Achieved at 30% and Above
					EHLANZENI	Cefups Academy	6283191	2024	99	4	1	25.0	10	8	80.0	25	18	72.0	10	7	70.0	25	25	100.0	40	36	90.0	21	21	100.0	35	24	68.6	30	27	90.0	32
		6283191	2023	99				17	15	88.2	9	9	100.0	5	4	80.0	20	20	100.0	39	37	94.9	21	19	90.5	25	15	60.0	24	24	100.0	20	15	75.0	20	16	80.0
	Chief Charles Secondary School	6283002	2024	1				48	15	31.3							55	53	96.4	57	31	54.4				59	17	28.8	44	29	65.9	13	3	23.1	12	3	25.0
		6283002	2023	1				147	132	89.8							197	197	100.0	168	134	79.8				197	184	93.4	122	106	86.9	75	40	53.3	71	58	81.7
	Chief Funwako Secondary School	6282903	2024	2	23	9	39.1	59	50	84.7	51	50	98.0	23	22	95.7	111	111	100.0	29	28	96.6				59	46	78.0	96	84	87.5	16	9	56.3	12	9	75.0
		6282903	2023	2	13	9	69.2	47	40	85.1	56	51	91.1	13	12	92.3	103	103	100.0	43	39	90.7				47	39	83.0	82	78	95.1	18	12	66.7	19	9	47.4
	Cyril Clarke Secondary School	6283102	2024	2	20	20	100.0	12	7	58.3	40	40	100.0				118	118	100.0	69	49	71.0	61	48	78.7	16	16	100.0	101	82	81.2	17	10	58.8	13	13	100.0
		6283102	2023	2	18	14	77.8	41	20	48.8	78	61	78.2				173	172	99.4	80	52	65.0	65	39	60.0	47	31	66.0	128	91	71.1	42	33	78.6	26	25	96.2
	DD Mabuza Comprehensive School	6262809	2024	1													86	86	100.0	65	56	86.2				65	53	81.5				70	32	45.7	70	31	44.3
		6262809	2023	1													148	148	100.0	70	50	71.4				71	39	54.9				77	28	36.4	77	24	31.2
	DESTINY PRIVATE COLLEGE	6283188	2024	99	13	11	84.6	13	13	100.0	24	23	95.8	5	5	100.0	14	14	100.0	20	20	100.0	9	9	100.0	37	37	100.0	27	27	100.0	25	22	88.0	24	23	95.8
		6283188	2023	99	5	4	80.0	3	3	100.0	17	16	94.1	6	5	83.3	3	3	100.0	11	11	100.0	6	6	100.0	17	17	100.0	15	15	100.0	17	13	76.5	13	13	100.0
	Dlamadoda Secondary School	6262802	2024	1	31	27	87.1	53	44	83.0	46	38	82.6	31	25	80.6	99	99	100.0	68	67	98.5				68	51	75.0	71	70	98.6	28	23	82.1	27	18	66.7
		6262802	2023	1	27	24	88.9	37	32	86.5	45	34	75.6	24	13	54.2	82	81	98.8	55	45	81.8				58	36	62.1	60	47	78.3	22	19	86.4	20	15	75.0
	Driekoppies Combined School	6262405	2024	1	27	16	59.3	210	169	80.5	27	23	85.2	27	21	77.8	236	233	98.7	210	183	87.1				210	138	65.7	207	177	85.5	30	26	86.7	30	27	90.0
		6262405	2023	1	15	10	66.7	132	111	84.1	15	14	93.3	15	15	100.0	147	146	99.3	132	119	90.2				132	106	80.3	117	96	82.1	30	28	93.3	30	28	93.3
	EDGEVIEW ACADEMY	6283197	2024	99	20	13	65.0	28	27	96.4	137	116	84.7	47	46	97.9	100	100	100.0	44	42	95.5	113	102	90.3	70	55	78.6	124	109	87.9	53	38	71.7	40	33	82.5
		6283197	2023	99	19	16	84.2	23	22	95.7	122	106	86.9	26	25	96.2	91	91	100.0	62	62	100.0	67	62	92.5	74	61	82.4	112	108	96.4	36	31	86.1	26	19	73.1
	Ehlanzeni Examination Centre	6283199	2023	99	8	5	62.5	28	22	78.6	65	18	27.7	17	9	52.9	56	56	100.0	60	39	65.0	66	30	45.5	54	30	55.6	81	64	79.0	39	20	51.3	32	20	62.5

Province Districts	Centre Name	Centre Number	Exam Date	Quintile	Accounting			Agricultural Sciences			Business Studies			Economics			English First Additional Language			Geography			History			Life Sciences			Mathematical Literacy			Mathematics			Physical Sciences		
					Total Wrote	Achieved 30 - 100%	% Achieved at 30% and Above	Total Wrote	Achieved 30 - 100%	% Achieved at 30% and Above	Total Wrote	Achieved 30 - 100%	% Achieved at 30% and Above	Total Wrote	Achieved 30 - 100%	% Achieved at 30% and Above	Total Wrote	Achieved 30 - 100%	% Achieved at 30% and Above	Total Wrote	Achieved 30 - 100%	% Achieved at 30% and Above	Total Wrote	Achieved 30 - 100%	% Achieved at 30% and Above	Total Wrote	Achieved 30 - 100%	% Achieved at 30% and Above	Total Wrote	Achieved 30 - 100%	% Achieved at 30% and Above	Total Wrote	Achieved 30 - 100%	% Achieved at 30% and Above	Total Wrote	Achieved 30 - 100%	% Achieved at 30% and Above
					Ej Singwane Secondary School	6283305	2024	2				0	0						61	61	100.0	54	51	94.4				63	37	58.7	40	35	87.5	22	15	68.2	22
	6283305	2023	2											85	85	100.0	10	10	100.0				0	0		26	25	96.2	0	0		2	1	50.0			
ELEPHANT PRIVATE SCHOOL	6242294	2024	99	2	2	100.0	48	43	89.6	15	12	80.0	10	10	100.0	119	115	96.6	38	24	63.2	88	64	72.7	66	46	69.7	96	80	83.3	16	13	81.3	16	14	87.5	
Emjindini Secondary School	6282901	2024	3	5	5	100.0	22	18	81.8					171	170	99.4	118	93	78.8				135	101	74.8	104	77	74.0	49	32	65.3	26	26	100.0			
	6282901	2023	3	6	5	83.3	77	36	46.8					221	220	99.5	143	120	83.9				221	104	47.1	139	97	69.8	74	42	56.8	59	29	49.2			
FUNDINJOBO SECONDARY SCHOOL	6283311	2024	2	31	23	74.2	62	57	91.9	27	23	85.2				138	138	100.0	74	69	93.2				76	46	60.5	89	84	94.4	49	40	81.6	49	35	71.4	
	6283311	2023	2	32	28	87.5	77	63	81.8	18	8	44.4	18	13	72.2	170	170	100.0	87	79	90.8				110	71	64.5	93	87	93.5	77	58	75.3	74	49	66.2	
GEBHUZA SECONDARY SCHOOL	6267303	2024	1	13	13	100.0	138	78	56.5	13	13	100.0	13	13	100.0	151	150	99.3	138	114	82.6	108	94	87.0	30	30	100.0	121	105	86.8	30	24	80.0	30	24	80.0	
	6267303	2023	1	23	20	87.0	116	56	48.3	23	23	100.0	23	23	100.0	140	140	100.0	117	95	81.2	90	84	93.3	27	27	100.0	113	86	76.1	27	22	81.5	27	24	88.9	
Gedlembane Secondary School	6283301	2024	2				77	63	81.8							110	110	100.0	83	75	90.4	27	21	77.8	109	86	78.9	78	65	83.3	32	18	56.3	31	19	61.3	
	6283301	2023	2				68	67	98.5							93	93	100.0	60	42	70.0	33	25	75.8	93	44	47.3	68	54	79.4	24	7	29.2	25	13	52.0	
Guduza Secondary School	6241904	2024	2	55	51	92.7	175	173	98.9	127	125	98.4	56	56	100.0	345	345	100.0	254	254	100.0				284	256	90.1	262	260	99.2	81	73	90.1	76	73	96.1	
	6241904	2023	2	40	32	80.0	177	172	97.2	42	40	95.2	37	33	89.2	265	265	100.0	200	196	98.0				222	203	91.4	198	195	98.5	61	60	98.4	64	59	92.2	
Hazyview Comprehensive School	6242210	2024	2	18	18	100.0										168	168	100.0							61	60	98.4				51	48	94.1	51	50	98.0	
	6242210	2023	2	24	23	95.8										151	151	100.0							40	40	100.0				54	48	88.9	48	44	91.7	
HAZYVIEW PRIVATE COLLEGE	6242295	2024	99	8	5	62.5	45	32	71.1	36	27	75.0	15	15	100.0	65	65	100.0	28	27	96.4	42	32	76.2	73	47	64.4	66	62	93.9	28	13	46.4	25	17	68.0	
	6242295	2023	99	2	2	100.0	29	21	72.4	31	30	96.8	17	12	70.6	49	49	100.0	31	30	96.8	43	22	51.2	55	38	69.1	49	49	100.0	25	13	52.0	24	19	79.2	
HEROES ACADEMY	6242297	2024	99				11	10	90.9	15	11	73.3				33	33	100.0	9	8	88.9				15	14	93.3	24	19	79.2	12	6	50.0	11	6	54.5	
	6242297	2023	99	2	1	50.0	12	12	100.0	15	10	66.7	9	5	55.6	43	43	100.0	10	10	100.0				24	23	95.8	24	17	70.8	21	16	76.2	17	13	76.5	

Province Districts	Centre Name	Centre Number	Exam Date	Quintile	Accounting			Agricultural Sciences			Business Studies			Economics			English First Additional Language			Geography			History			Life Sciences			Mathematical Literacy			Mathematics			Physical Sciences		
					Total Wrote	Achieved 30 - 100%	% Achieved at 30% and Above	Total Wrote	Achieved 30 - 100%	% Achieved at 30% and Above	Total Wrote	Achieved 30 - 100%	% Achieved at 30% and Above	Total Wrote	Achieved 30 - 100%	% Achieved at 30% and Above	Total Wrote	Achieved 30 - 100%	% Achieved at 30% and Above	Total Wrote	Achieved 30 - 100%	% Achieved at 30% and Above	Total Wrote	Achieved 30 - 100%	% Achieved at 30% and Above	Total Wrote	Achieved 30 - 100%	% Achieved at 30% and Above	Total Wrote	Achieved 30 - 100%	% Achieved at 30% and Above	Total Wrote	Achieved 30 - 100%	% Achieved at 30% and Above	Total Wrote	Achieved 30 - 100%	% Achieved at 30% and Above
					EHLANZENI	Hillaria Mthethwa Secondary School	6283303	2024	2	20	19	95.0	49	41	83.7	44	41	93.2	44	43	97.7	122	122	100.0	56	54	96.4				56	55	98.2	93	87	93.5	29
		6283303	2023	2	27	22	81.5	94	50	53.2	61	33	54.1	60	45	75.0	183	179	97.8	84	45	53.6				84	51	60.7	148	100	67.6	34	15	44.1	28	24	85.7
	Hlanganani Secondary School	6242302	2024	2	21	11	52.4	14	14	100.0	21	20	95.2	21	19	90.5	100	100	100.0	54	41	75.9	56	46	82.1	14	12	85.7	69	59	85.5	14	8	57.1	14	13	92.9
		6242302	2023	2	16	8	50.0	24	22	91.7	16	14	87.5	16	13	81.3	88	88	100.0	46	36	78.3	44	42	95.5	24	20	83.3	63	57	90.5	23	22	95.7	23	23	100.0
	Hoërskool Barberton	6282904	2024	5	15	13	86.7				57	44	77.2				16	16	100.0	55	53	96.4				51	43	84.3	73	70	95.9	33	28	84.8	25	23	92.0
		6282904	2023	5	17	13	76.5				62	46	74.2				16	16	100.0	62	59	95.2				47	35	74.5	88	86	97.7	28	25	89.3	21	20	95.2
	Hoërskool Bergvlam	6283103	2024	5	30	30	100.0				106	89	84.0				48	48	100.0	16	16	100.0				93	92	98.9	81	81	100.0	80	75	93.8	47	44	93.6
		6283103	2023	5	35	35	100.0				87	82	94.3				50	50	100.0	29	28	96.6				83	78	94.0	95	94	98.9	69	67	97.1	52	51	98.1
	Hoërskool Nelspruit	6283101	2024	5	50	50	100.0				79	75	94.9				269	269	100.0	51	51	100.0				55	55	100.0	152	152	100.0	117	117	100.0	94	93	98.9
		6283101	2023	5	34	32	94.1				59	59	100.0				229	229	100.0	34	34	100.0				70	66	94.3	121	121	100.0	108	105	97.2	79	79	100.0
	Hoërskool Rob Ferreira	6242308	2024	5	16	15	93.8				70	56	80.0	32	32	100.0	41	41	100.0	31	31	100.0				45	44	97.8	85	85	100.0	57	52	91.2	40	40	100.0
		6242308	2023	5	23	23	100.0				97	81	83.5				42	42	100.0	58	58	100.0				61	55	90.2	99	99	100.0	57	54	94.7	39	39	100.0
	HORIZON ACADEMY	6262610	2024	99	5	5	100.0				3	3	100.0							11	10	90.9				10	5	50.0	11	11	100.0	6	5	83.3	4	2	50.0
	Ilangemabala Secondary School	6262811	2024	1	12	4	33.3	133	118	88.7	12	12	100.0	12	12	100.0	145	145	100.0	133	106	79.7				133	96	72.2	101	78	77.2	44	17	38.6	44	28	63.6
		6262811	2023	1	9	7	77.8	146	113	77.4	9	9	100.0	9	9	100.0	155	155	100.0	146	119	81.5				146	120	82.2	91	64	70.3	64	31	48.4	62	46	74.2
	Inkomazi Secondary School	6262807	2024	2	42	41	97.6	102	88	86.3							144	144	100.0	78	68	87.2				144	112	77.8	78	71	91.0	66	65	98.5	66	61	92.4
		6262807	2023	2	17	17	100.0	198	134	67.7							215	215	100.0	113	92	81.4				215	140	65.1	113	96	85.0	102	96	94.1	102	79	77.5
	Inkunzi Secondary School	6242205	2024	2	5	5	100.0										120	120	100.0	98	95	96.9				113	112	99.1	80	78	97.5	30	27	90.0	31	30	96.8
		6242205	2023	2	9	9	100.0	117	89	76.1							174	174	100.0	124	99	79.8				156	117	75.0	100	90	90.0	67	43	64.2	61	56	91.8
	Jacob Mdluli Secondary School	6242301	2024	2	40	20	50.0	43	34	79.1	19	16	84.2	19	12	63.2	64	64	100.0	20	16	80.0				43	28	65.1	40	35	87.5	19	11	57.9	20	12	60.0
		6242301	2023	2	48	42	87.5	20	13	65.0	19	14	73.7	19	14	73.7	68	68	100.0	20	12	60.0				49	36	73.5	59	51	86.4	9	5	55.6	29	19	65.5



Province Districts	Centre Name	Centre Number	Exam Date	Quintile	Accounting			Agricultural Sciences			Business Studies			Economics			English First Additional Language			Geography			History			Life Sciences			Mathematical Literacy			Mathematics			Physical Sciences		
					Total Wrote	Achieved 30 - 100%	% Achieved at 30% and Above	Total Wrote	Achieved 30 - 100%	% Achieved at 30% and Above	Total Wrote	Achieved 30 - 100%	% Achieved at 30% and Above	Total Wrote	Achieved 30 - 100%	% Achieved at 30% and Above	Total Wrote	Achieved 30 - 100%	% Achieved at 30% and Above	Total Wrote	Achieved 30 - 100%	% Achieved at 30% and Above	Total Wrote	Achieved 30 - 100%	% Achieved at 30% and Above	Total Wrote	Achieved 30 - 100%	% Achieved at 30% and Above	Total Wrote	Achieved 30 - 100%	% Achieved at 30% and Above	Total Wrote	Achieved 30 - 100%	% Achieved at 30% and Above			
					EHLANZENI	JERUSALEM SECONDARY SCHOOL	6247004	2024	2				46	42	91.3	40	37	92.5	40	36	90.0	138	137	99.3	81	73	90.1	51	43	84.3	47	44	93.6	120	98	81.7	18
		6247004	2023	2				61	50	82.0	23	18	78.3	23	15	65.2	125	125	100.0	78	69	88.5	41	32	78.0	61	46	75.4	101	72	71.3	24	11	45.8	24	15	62.5
	Joseph Matsebula School	6262409	2024	1	15	8	53.3	122	120	98.4	15	11	73.3	15	12	80.0	144	144	100.0	100	96	96.0				129	104	80.6	107	100	93.5	37	27	73.0	36	28	77.8
		6262409	2023	1	18	8	44.4	88	69	78.4	18	13	72.2	18	12	66.7	115	115	100.0	81	68	84.0				97	57	58.8	89	72	80.9	26	18	69.2	25	20	80.0
	KAAPMUIDEN COMBINED SCHOOL	6283207	2024	4	23	21	91.3																			23	20	87.0				23	15	65.2	23	17	73.9
		6283207	2023	4	23	20	87.0																			23	15	65.2				23	12	52.2	23	15	65.2
	Kamhola Secondary School	6282905	2024	3	15	13	86.7	56	48	85.7	27	26	96.3	29	28	96.6	160	160	100.0	119	105	88.2				109	70	64.2	120	102	85.0	35	21	60.0	23	21	91.3
		6282905	2023	3	11	10	90.9	58	47	81.0	29	19	65.5	29	23	79.3	141	139	98.6	101	71	70.3				112	73	65.2	98	65	66.3	42	28	66.7	26	25	96.2
	Khaliphani Secondary School	6283004	2024	3	21	10	47.6	68	48	70.6	21	17	81.0	21	20	95.2	109	109	100.0	42	33	78.6	68	62	91.2	66	40	60.6	87	71	81.6	22	16	72.7	20	20	100.0
		6283004	2023	3	23	10	43.5	70	27	38.6	23	15	65.2	23	17	73.9	111	111	100.0	54	38	70.4	71	57	80.3	51	33	64.7	88	64	72.7	23	16	69.6	17	17	100.0
	KHANYISANI SECONDARY	6247002	2024	2	33	21	63.6	49	46	93.9	73	69	94.5				130	130	100.0	68	68	100.0	29	29	100.0	77	65	84.4	102	100	98.0	28	24	85.7	28	26	92.9
		6247002	2023	2	18	14	77.8	107	59	55.1	85	64	75.3				167	167	100.0	67	47	70.1	53	21	39.6	125	52	41.6	138	97	70.3	30	16	53.3	30	25	83.3
	Khetsalwati Secondary School	6242206	2024	1	14	9	64.3	96	63	65.6	18	12	66.7	18	17	94.4	129	128	99.2	49	42	85.7				105	72	68.6	101	88	87.1	23	16	69.6	19	18	94.7
		6242206	2023	1	19	9	47.4	60	37	61.7	20	14	70.0	19	13	68.4	92	91	98.9	15	15	100.0				67	46	68.7	69	56	81.2	17	15	88.2	15	14	93.3
	Khula Secondary School	6262701	2024	2	18	14	77.8	109	91	83.5	18	7	38.9	18	15	83.3	127	127	100.0	109	90	82.6				109	83	76.1	98	81	82.7	29	21	72.4	29	22	75.9
		6262701	2023	2	23	17	73.9	110	72	65.5	23	15	65.2	23	15	65.2	132	131	99.2	110	86	78.2				110	68	61.8	103	81	78.6	30	18	60.0	30	22	73.3
	Khumbula Secondary School	6242303	2024	2	19	18	94.7	60	59	98.3							60	60	100.0							60	56	93.3				60	47	78.3	60	53	88.3
		6242303	2023	2	11	11	100.0	15	15	100.0							47	47	100.0							47	47	100.0				47	27	57.4	47	33	70.2
	Khutsalani Secondary School	6241908	2024	3	208	199	95.7										208	208	100.0							208	196	94.2				208	118	56.7	208	140	67.3
		6241908	2023	3	173	165	95.4										173	173	100.0							173	168	97.1				173	118	68.2	173	129	74.6

Province Districts	Centre Name	Centre Number	Exam Date	Quintile	Accounting			Agricultural Sciences			Business Studies			Economics			English First Additional Language			Geography			History			Life Sciences			Mathematical Literacy			Mathematics			Physical Sciences		
					Total Wrote	Achieved 30 - 100%	% Achieved at 30% and Above	Total Wrote	Achieved 30 - 100%	% Achieved at 30% and Above	Total Wrote	Achieved 30 - 100%	% Achieved at 30% and Above	Total Wrote	Achieved 30 - 100%	% Achieved at 30% and Above	Total Wrote	Achieved 30 - 100%	% Achieved at 30% and Above	Total Wrote	Achieved 30 - 100%	% Achieved at 30% and Above	Total Wrote	Achieved 30 - 100%	% Achieved at 30% and Above	Total Wrote	Achieved 30 - 100%	% Achieved at 30% and Above	Total Wrote	Achieved 30 - 100%	% Achieved at 30% and Above	Total Wrote	Achieved 30 - 100%	% Achieved at 30% and Above	Total Wrote	Achieved 30 - 100%	% Achieved at 30% and Above
					EHLANZENI	KOMATIPOORT AKADEMIE	6262707	2024	5	10	9	90.0				15	12	80.0				32	32	100.0	12	12	100.0				7	7	100.0	25	25	100.0	7
		6262707	2023	5	12	12	100.0				12	9	75.0				41	41	100.0	13	13	100.0				6	6	100.0	31	31	100.0	10	10	100.0	10	10	100.0
	Lambalati Secondary School	6262702	2024	1	26	20	76.9	132	123	93.2	26	25	96.2	26	26	100.0	132	132	100.0	106	105	99.1	42	40	95.2	105	93	88.6	42	42	100.0	90	34	37.8	64	43	67.2
		6262702	2023	1	8	7	87.5	170	119	70.0	8	7	87.5	8	7	87.5	169	169	100.0	162	125	77.2	78	59	75.6	162	109	67.3	78	57	73.1	92	28	30.4	84	39	46.4
	LANGA SECONDARY SCHOOL	6262494	2024	1							6	6	100.0				28	28	100.0	22	20	90.9						28	25	89.3							
		6262494	2023	1							19	16	84.2				29	29	100.0	10	8	80.0						29	15	51.7							
	Lekazi Secondary School	6283001	2024	2	23	10	43.5	54	42	77.8	23	16	69.6	23	11	47.8	140	140	100.0	116	91	78.4	51	46	90.2	116	72	62.1	125	104	83.2	15	8	53.3	12	8	66.7
		6283001	2023	2	21	12	57.1	30	15	50.0	21	11	52.4	21	7	33.3	139	137	98.6	118	72	61.0	71	58	81.7	118	62	52.5	109	79	72.5	30	13	43.3	17	10	58.8
	Lihawu Secondary School	6283304	2024	2	19	16	84.2	86	84	97.7							113	113	100.0	68	68	100.0				113	103	91.2				112	41	36.6	52	40	76.9
		6283304	2023	2	18	11	61.1	134	101	75.4							191	191	100.0	120	101	84.2				191	116	60.7				191	40	20.9	110	57	51.8
	Lomahasha Secondary School	6262502	2024	1				61	61	100.0							83	83	100.0	83	81	97.6				83	80	96.4	51	42	82.4	32	20	62.5	22	20	90.9
		6262502	2023	1				81	40	49.4							114	113	99.1	115	59	51.3				115	76	66.1	51	37	72.5	64	14	21.9	33	23	69.7
	Louieville Combined School	6283203	2024	1	29	24	82.8				34	26	76.5	34	34	100.0	63	63	100.0	34	30	88.2				29	23	79.3	34	32	94.1	28	5	17.9	29	7	24.1
		6283203	2023	1	36	35	97.2				21	21	100.0	21	21	100.0	57	57	100.0	21	20	95.2				36	36	100.0	21	20	95.2	36	10	27.8	36	35	97.2
	LOVUNYWA SECONDARY SCHOOL	6267307	2024	1	10	8	80.0	93	71	76.3	10	10	100.0	10	7	70.0	189	188	99.5	72	61	84.7	60	46	76.7	119	82	68.9	125	107	85.6	64	32	50.0	60	51	85.0
		6267307	2023	1	22	17	77.3	87	75	86.2	22	22	100.0	22	14	63.6	187	187	100.0	65	50	76.9	56	51	91.1	109	91	83.5	131	99	75.6	56	40	71.4	53	49	92.5
	Lowveld High School	6283105	2024	4	56	56	100.0				128	122	95.3							71	69	97.2	64	53	82.8	116	112	96.6	109	107	98.2	144	102	70.8	99	94	94.9
		6283105	2023	4	38	31	81.6				96	90	93.8							65	60	92.3	53	46	86.8	107	97	90.7	79	78	98.7	134	96	71.6	91	82	90.1
	Lubombo Secondary School	6262509	2024	1	39	23	59.0	85	82	96.5	39	28	71.8	39	35	89.7	124	124	100.0	35	31	88.6				50	43	86.0	68	53	77.9	56	40	71.4	50	36	72.0
		6262509	2023	1	43	24	55.8	60	45	75.0	43	25	58.1	43	34	79.1	103	103	100.0	28	18	64.3				32	30	93.8	63	43	68.3	40	26	65.0	32	20	62.5

Province Districts	Centre Name	Centre Number	Exam Date	Quintile	Accounting			Agricultural Sciences			Business Studies			Economics			English First Additional Language			Geography			History			Life Sciences			Mathematical Literacy			Mathematics			Physical Sciences		
					Total Wrote	Achieved 30 - 100%	% Achieved at 30% and Above	Total Wrote	Achieved 30 - 100%	% Achieved at 30% and Above	Total Wrote	Achieved 30 - 100%	% Achieved at 30% and Above	Total Wrote	Achieved 30 - 100%	% Achieved at 30% and Above	Total Wrote	Achieved 30 - 100%	% Achieved at 30% and Above	Total Wrote	Achieved 30 - 100%	% Achieved at 30% and Above	Total Wrote	Achieved 30 - 100%	% Achieved at 30% and Above	Total Wrote	Achieved 30 - 100%	% Achieved at 30% and Above	Total Wrote	Achieved 30 - 100%	% Achieved at 30% and Above	Total Wrote	Achieved 30 - 100%	% Achieved at 30% and Above	Total Wrote	Achieved 30 - 100%	% Achieved at 30% and Above
					EHLANZENI	Lugebhuta Secondary School	6262602	2024	2	25	22	88.0	60	46	76.7					187	187	100.0				57	40	70.2	121	100	82.6	56	40	71.4	119	74	62.2
		6262602	2023	2	9	9	100.0	139	104	74.8	9	9	100.0	9	9	100.0	223	220	98.7	19	17	89.5	60	48	80.0	143	116	81.1	60	39	65.0	167	91	54.5	157	77	49.0
	LUNGISANI SECONDARY	6247007	2024	2	4	4	100.0	0	0		8	8	100.0	8	8	100.0	184	182	98.9	80	75	93.8	24	23	95.8	69	45	65.2	160	136	85.0	5	4	80.0	5	5	100.0
		6247007	2023	2	5	5	100.0				12	11	91.7	12	10	83.3	131	131	100.0	115	76	66.1	35	32	91.4	83	27	32.5	119	97	81.5	13	10	76.9	13	13	100.0
	Mahlatsi Secondary School	6262605	2024	2	12	11	91.7	76	73	96.1	12	11	91.7	12	12	100.0	96	96	100.0	48	47	97.9				84	79	94.0	60	59	98.3	36	25	69.4	36	27	75.0
		6262605	2023	2	15	15	100.0	98	86	87.8	15	15	100.0	15	15	100.0	118	118	100.0	59	54	91.5	3	2	66.7	101	83	82.2	73	69	94.5	47	42	89.4	45	40	88.9
	MAHUSHE SECONDARY SCHOOL	6267304	2024	1				115	104	90.4					115	114	99.1									115	101	87.8				115	45	39.1	115	75	65.2
		6267304	2023	1				158	119	75.3					158	158	100.0									158	110	69.6				158	37	23.4	158	85	53.8
	MALALANE EXAM CENTRE	6262609	2023	99	2	2	100.0				4	3	75.0							9	9	100.0				7	6	85.7	6	6	100.0	5	4	80.0	3	2	66.7
	Mambane Secondary School	6262708	2024	1				164	136	82.9					206	205	99.5	149	121	81.2						206	153	74.3	107	81	75.7	99	68	68.7	99	56	56.6
		6262708	2023	1				72	72	100.0					107	107	100.0	77	72	93.5						107	99	92.5	42	40	95.2	65	34	52.3	65	35	53.8
	Mandlesive Secondary School	6283306	2024	1	14	13	92.9	145	118	81.4	14	14	100.0	14	14	100.0	174	173	99.4	135	117	86.7				161	113	70.2	122	111	91.0	53	49	92.5	42	33	78.6
		6283306	2023	1	22	19	86.4	110	90	81.8	22	20	90.9	22	20	90.9	156	156	100.0	97	88	90.7				134	106	79.1	73	65	89.0	83	63	75.9	61	48	78.7
	Manzolwandle Secondary School	6262404	2024	1				83	56	67.5	31	19	61.3	32	25	78.1	114	114	100.0	114	83	72.8	56	46	82.1	26	26	100.0	88	74	84.1	26	23	88.5	26	26	100.0
		6262404	2023	1	7	3	42.9	49	27	55.1	26	23	88.5	29	12	41.4	75	75	100.0	68	47	69.1	27	24	88.9	19	19	100.0	56	44	78.6	19	18	94.7	19	19	100.0
	Masitakhe Secondary School	6283201	2024	3	65	56	86.2	39	32	82.1					138	138	100.0	65	57	87.7						137	117	85.4	46	43	93.5	82	48	58.5	85	61	71.8
		6283201	2023	3	79	61	77.2	34	30	88.2					229	229	100.0	133	91	68.4						199	140	70.4	94	67	71.3	100	54	54.0	123	97	78.9
	Mathews Phosa College	6283194	2024	99	9	7	77.8				30	25	83.3	22	18	81.8				22	22	100.0				23	21	91.3	24	23	95.8	22	17	77.3	17	17	100.0
		6283194	2023	99	8	7	87.5				28	26	92.9	15	14	93.3				20	20	100.0				26	24	92.3	27	27	100.0	14	13	92.9	13	13	100.0

Province Districts	Centre Name	Centre Number	Exam Date	Quintile	Accounting			Agricultural Sciences			Business Studies			Economics			English First Additional Language			Geography			History			Life Sciences			Mathematical Literacy			Mathematics			Physical Sciences		
					Total Wrote	Achieved 30 - 100%	% Achieved at 30% and Above	Total Wrote	Achieved 30 - 100%	% Achieved at 30% and Above	Total Wrote	Achieved 30 - 100%	% Achieved at 30% and Above	Total Wrote	Achieved 30 - 100%	% Achieved at 30% and Above	Total Wrote	Achieved 30 - 100%	% Achieved at 30% and Above	Total Wrote	Achieved 30 - 100%	% Achieved at 30% and Above	Total Wrote	Achieved 30 - 100%	% Achieved at 30% and Above	Total Wrote	Achieved 30 - 100%	% Achieved at 30% and Above	Total Wrote	Achieved 30 - 100%	% Achieved at 30% and Above	Total Wrote	Achieved 30 - 100%	% Achieved at 30% and Above	Total Wrote	Achieved 30 - 100%	% Achieved at 30% and Above
					EHLANZENI	Mayibuye Secondary School	6283006	2024	3	18	12	66.7	49	49	100.0	18	18	100.0	18	18	100.0	95	95	100.0	62	56	90.3	10	10	100.0	67	51	76.1	62	60	96.8	33
		6283006	2023	3	28	7	25.0	62	60	96.8	28	27	96.4	28	28	100.0	127	127	100.0	81	53	65.4	18	18	100.0	82	51	62.2	94	78	83.0	33	21	63.6	30	17	56.7
	Mbambiso Secondary School	6262406	2024	1	16	11	68.8	162	120	74.1				16	15	93.8	178	174	97.8	103	98	95.1	59	41	69.5	177	124	70.1	59	38	64.4	119	24	20.2	119	54	45.4
		6262406	2023	1	16	13	81.3	149	109	73.2				15	8	53.3	165	165	100.0	108	91	84.3	41	39	95.1	150	115	76.7	41	31	75.6	124	27	21.8	124	39	31.5
	Mbhudula Secondary School	6262505	2024	1	22	14	63.6	35	35	100.0	22	18	81.8	22	22	100.0	104	104	100.0	82	82	100.0				47	45	95.7	56	49	87.5	48	33	68.8	47	41	87.2
		6262505	2023	1	9	8	88.9	57	41	71.9	9	5	55.6	9	9	100.0	123	123	100.0	114	104	91.2				57	45	78.9	66	52	78.8	57	24	42.1	57	39	68.4
	MBHUNU SECONDARY SCHOOL	6262713	2024	1				75	68	90.7							86	86	100.0	44	42	95.5				53	41	77.4	75	68	90.7	11	9	81.8	11	9	81.8
		6262713	2023	1				72	57	79.2							92	91	98.9	40	39	97.5				72	53	73.6	72	63	87.5	20	16	80.0	20	17	85.0
	MBOMBO COMBINED SCHOOL	6262710	2024	2				37	30	81.1							37	36	97.3							37	24	64.9	26	20	76.9	11	7	63.6	11	9	81.8
		6262710	2023	2				61	60	98.4	46	45	97.8				61	58	95.1							61	47	77.0	46	31	67.4	15	12	80.0	15	15	100.0
	Mbuyane Secondary School	6241902	2024	2	25	24	96.0	48	44	91.7	43	42	97.7	43	35	81.4	116	116	100.0	48	48	100.0				73	51	69.9	91	80	87.9	25	23	92.0	25	23	92.0
		6241902	2023	2	34	34	100.0	41	40	97.6	34	32	94.1	34	17	50.0	109	109	100.0	41	41	100.0				75	60	80.0	75	72	96.0	34	32	94.1	34	32	94.1
	MC Zitha Primary School	6262512	2024	1				168	160	95.2							168	168	100.0	168	153	91.1				168	151	89.9	106	91	85.8	62	54	87.1	62	52	83.9
		6262512	2023	1				130	124	95.4							130	130	100.0	130	126	96.9				130	119	91.5	87	79	90.8	43	39	90.7	43	35	81.4
	Mdzabu Secondary School	6262507	2024	1	9	9	100.0	75	62	82.7							84	84	100.0	84	75	89.3				84	72	85.7	49	34	69.4	35	24	68.6	35	20	57.1
		6262507	2023	1	11	8	72.7	52	41	78.8							63	63	100.0	63	52	82.5				63	44	69.8	44	33	75.0	19	6	31.6	19	6	31.6
	Mdzili Secondary School	6262402	2024	1	11	11	100.0	102	71	69.6	14	14	100.0	14	14	100.0	116	116	100.0	102	91	89.2				102	81	79.4	89	74	83.1	27	22	81.5	25	22	88.0
		6262402	2023	1	14	14	100.0	70	62	88.6	20	18	90.0	20	17	85.0	90	90	100.0	54	42	77.8				70	64	91.4	73	53	72.6	17	13	76.5	16	13	81.3
	Mehlobovu Secondary School	6262703	2024	2	15	14	93.3	213	192	90.1	15	15	100.0	15	15	100.0	247	247	100.0	84	79	94.0				167	147	88.0	183	170	92.9	64	56	87.5	61	47	77.0
		6262703	2023	2	12	8	66.7	153	130	85.0	12	12	100.0	12	10	83.3	193	193	100.0	53	52	98.1				156	103	66.0	137	126	92.0	56	54	96.4	54	53	98.1

Province Districts	Centre Name	Centre Number	Exam Date	Quintile	Accounting			Agricultural Sciences			Business Studies			Economics			English First Additional Language			Geography			History			Life Sciences			Mathematical Literacy			Mathematics			Physical Sciences		
					Total Wrote	Achieved 30 - 100%	% Achieved at 30% and Above	Total Wrote	Achieved 30 - 100%	% Achieved at 30% and Above	Total Wrote	Achieved 30 - 100%	% Achieved at 30% and Above	Total Wrote	Achieved 30 - 100%	% Achieved at 30% and Above	Total Wrote	Achieved 30 - 100%	% Achieved at 30% and Above	Total Wrote	Achieved 30 - 100%	% Achieved at 30% and Above	Total Wrote	Achieved 30 - 100%	% Achieved at 30% and Above	Total Wrote	Achieved 30 - 100%	% Achieved at 30% and Above	Total Wrote	Achieved 30 - 100%	% Achieved at 30% and Above	Total Wrote	Achieved 30 - 100%	% Achieved at 30% and Above	Total Wrote	Achieved 30 - 100%	% Achieved at 30% and Above
					EHLANZENI	MERIDIAN KARINO	6283170	2024	99	10	10	100.0	22	22	100.0	61	61	100.0	27	27	100.0				25	25	100.0	26	26	100.0	42	42	100.0	44	44	100.0	40
		6283170	2023	99	13	13	100.0	7	6	85.7	59	56	94.9	30	29	96.7				38	37	97.4	19	19	100.0	41	41	100.0	56	56	100.0	31	30	96.8	26	26	100.0
	METROPOLITAN COLLEGE	6242390	2024	99	11	11	100.0	33	29	87.9	35	31	88.6	9	9	100.0	68	68	100.0	46	38	82.6	32	27	84.4	48	45	93.8	63	56	88.9	36	29	80.6	27	18	66.7
		6242390	2023	99	22	21	95.5	37	34	91.9	72	70	97.2	26	25	96.2	107	107	100.0	61	54	88.5	35	27	77.1	70	60	85.7	98	94	95.9	55	39	70.9	40	33	82.5
	Mgubho Combined School	6262706	2024	2				169	162	95.9							170	170	100.0	169	163	96.4				169	156	92.3	51	49	96.1	118	69	58.5	118	105	89.0
		6262706	2023	2				254	182	71.7							255	255	100.0	255	186	72.9				255	168	65.9				255	49	19.2	255	104	40.8
	Mhlume Secondary School	6241910	2024	2				37	35	94.6							91	91	100.0	91	89	97.8				91	63	69.2	64	60	93.8	27	15	55.6	27	21	77.8
		6241910	2023	2				38	29	76.3							102	102	100.0	102	88	86.3				102	64	62.7	66	53	80.3	36	19	52.8	36	30	83.3
	Mjokwane Secondary School	6262709	2024	2	91	75	82.4										169	169	100.0							169	138	81.7				170	128	75.3	169	118	69.8
		6262709	2023	2	132	107	81.1										249	249	100.0							249	181	72.7				250	167	66.8	250	162	64.8
	MNTUNGWA SECONDARY SCHOOL	6247010	2024	2	16	16	100.0	102	91	89.2	16	12	75.0	16	16	100.0	118	118	100.0	66	64	97.0				102	83	81.4	82	80	97.6	36	31	86.1	36	30	83.3
		6247010	2023	2	17	17	100.0	85	68	80.0	17	13	76.5	17	15	88.2	102	102	100.0	61	60	98.4				85	71	83.5	78	74	94.9	24	21	87.5	24	23	95.8
	MSHADZA SECONDARY SCHOOL	6247008	2024	2	23	23	100.0	14	14	100.0							84	84	100.0	40	40	100.0				76	76	100.0				78	78	100.0	83	83	100.0
		6247008	2023	2	14	14	100.0	25	25	100.0							93	93	100.0	45	45	100.0				89	88	98.9				90	71	78.9	93	86	92.5
	Mthombo Secondary School	6283302	2024	2	47	38	80.9	48	48	100.0	47	45	95.7	47	44	93.6	145	145	100.0	75	74	98.7				98	87	88.8	85	83	97.6	60	46	76.7	50	38	76.0
		6283302	2023	2	46	32	69.6	68	48	70.6	46	37	80.4	46	30	65.2	161	161	100.0	85	74	87.1				114	65	57.0	98	79	80.6	63	37	58.7	47	34	72.3
	MTIMANDZE SECONDARY SCHOOL	6267301	2024	1	33	28	84.8	64	60	93.8	33	29	87.9	33	30	90.9	219	214	97.7	121	85	70.2	122	88	72.1	186	114	61.3	129	101	78.3	90	64	71.1	64	43	67.2
		6267301	2023	1	23	22	95.7	55	50	90.9	23	21	91.3	23	22	95.7	151	151	100.0	73	61	83.6	73	69	94.5	128	101	78.9	79	71	89.9	72	41	56.9	55	46	83.6
	Ncakini Secondary School	6283009	2024	2	33	8	24.2	121	55	45.5	33	21	63.6	33	19	57.6	198	193	97.5	123	69	56.1	42	26	61.9	165	76	46.1	154	103	66.9	45	23	51.1	45	21	46.7
		6283009	2023	2	2	2	100.0	104	92	88.5	30	30	100.0	28	28	100.0	188	186	98.9	114	84	73.7	44	40	90.9	159	140	88.1	134	110	82.1	5	5	100.0	8	8	100.0

Province Districts	Centre Name	Centre Number	Exam Date	Quintile	Accounting			Agricultural Sciences			Business Studies			Economics			English First Additional Language			Geography			History			Life Sciences			Mathematical Literacy			Mathematics			Physical Sciences		
					Total Wrote	Achieved 30 - 100%	% Achieved at 30% and Above	Total Wrote	Achieved 30 - 100%	% Achieved at 30% and Above	Total Wrote	Achieved 30 - 100%	% Achieved at 30% and Above	Total Wrote	Achieved 30 - 100%	% Achieved at 30% and Above	Total Wrote	Achieved 30 - 100%	% Achieved at 30% and Above	Total Wrote	Achieved 30 - 100%	% Achieved at 30% and Above	Total Wrote	Achieved 30 - 100%	% Achieved at 30% and Above	Total Wrote	Achieved 30 - 100%	% Achieved at 30% and Above	Total Wrote	Achieved 30 - 100%	% Achieved at 30% and Above	Total Wrote	Achieved 30 - 100%	% Achieved at 30% and Above	Total Wrote	Achieved 30 - 100%	% Achieved at 30% and Above
					EHLANZENI	Ndindane Combined	6262813	2024	1				103	85	82.5							103	103	100.0	103	92	89.3				103	74	71.8	62	50	80.6	41
		6262813	2023	1				108	84	77.8							109	108	99.1	109	93	85.3				109	67	61.5	70	55	78.6	39	30	76.9	39	38	97.4
	Ndlela High School	6262608	2024	2	15	13	86.7	47	44	93.6	15	15	100.0	15	14	93.3	80	79	98.8	65	61	93.8				65	58	89.2	62	59	95.2	18	13	72.2	18	13	72.2
		6262608	2023	2	7	7	100.0	48	42	87.5	7	7	100.0	7	7	100.0	71	71	100.0	64	54	84.4				64	48	75.0	55	48	87.3	16	14	87.5	16	16	100.0
	Nelspruit Private College	6283195	2024	99	4	4	100.0	33	28	84.8	45	32	71.1	24	23	95.8	51	49	96.1	31	31	100.0	41	35	85.4	49	36	73.5	68	59	86.8	25	11	44.0	24	10	41.7
		6283195	2023	99	5	1	20.0	23	20	87.0	28	16	57.1	17	4	23.5	49	49	100.0	37	34	91.9	36	28	77.8	50	27	54.0	64	51	79.7	16	9	56.3	14	7	50.0
	Ngazi Ndhlovu Secondary School	6242309	2024	2	25	17	68.0	35	30	85.7	90	56	62.2	25	22	88.0	101	101	100.0	11	11	100.0				76	53	69.7	90	85	94.4	11	9	81.8	11	11	100.0
		6242309	2023	2	13	12	92.3	24	19	79.2	22	22	100.0	13	11	84.6	63	63	100.0	17	15	88.2				50	38	76.0	46	45	97.8	17	9	52.9	17	15	88.2
	Ngodini Secondary School	6241903	2024	3	54	34	63.0	116	88	75.9	39	35	89.7	39	39	100.0	210	210	100.0	148	124	83.8				166	140	84.3	139	130	93.5	70	43	61.4	60	48	80.0
		6241903	2023	3	33	22	66.7	116	75	64.7	23	18	78.3	23	18	78.3	181	181	100.0	145	99	68.3				158	96	60.8	137	113	82.5	45	39	86.7	45	37	82.2
	Nhanyane Secondary School	6262492	2024	1	14	14	100.0	137	108	78.8							137	137	100.0	123	91	74.0	0	0		137	98	71.5	105	78	74.3	32	31	96.9	32	30	93.8
		6262492	2023	1	15	14	93.3	160	102	63.8							160	159	99.4	145	117	80.7				160	113	70.6	118	92	78.0	42	36	85.7	42	37	88.1
	NJ Mahlangu Secondary School	6262812	2024	2				42	39	92.9							59	59	100.0	59	51	86.4				59	35	59.3	42	40	95.2	17	12	70.6	17	10	58.8
		6262812	2023	2				45	32	71.1							71	71	100.0	71	61	85.9				71	38	53.5	45	37	82.2	26	12	46.2	26	18	69.2
	Njejeza Secondary School	6262607	2024	2	19	19	100.0	165	147	89.1	78	56	71.8	19	19	100.0	183	183	100.0	106	100	94.3				165	140	84.8	59	46	78.0	124	57	46.0	123	58	47.2
		6262607	2023	2	19	14	73.7	242	191	78.9	109	52	47.7	19	15	78.9	260	259	99.6	151	143	94.7				242	167	69.0	90	58	64.4	168	74	44.0	169	73	43.2
	Noah's Ark Private College	6242291	2024	99	3	3	100.0	26	26	100.0	37	36	97.3	13	13	100.0	64	64	100.0	30	29	96.7	36	33	91.7	57	52	91.2	58	56	96.6	42	33	78.6	33	29	87.9
		6242291	2023	99	17	12	70.6	23	23	100.0	44	38	86.4	33	28	84.8	65	65	100.0	32	31	96.9	27	21	77.8	49	45	91.8	52	51	98.1	45	31	68.9	32	25	78.1
	Ntiji Secondary School	6262504	2024	1				21	18	85.7							28	28	100.0	28	22	78.6				28	22	78.6	21	18	85.7	7	6	85.7	7	7	100.0
		6262504	2023	1				14	12	85.7							21	21	100.0	21	15	71.4				21	6	28.6	14	12	85.7	7	2	28.6	7	6	85.7

Province Districts	Centre Name	Centre Number	Exam Date	Quintile	Accounting			Agricultural Sciences			Business Studies			Economics			English First Additional Language			Geography			History			Life Sciences			Mathematical Literacy			Mathematics			Physical Sciences		
					Total Wrote	Achieved 30 - 100%	% Achieved at 30% and Above	Total Wrote	Achieved 30 - 100%	% Achieved at 30% and Above	Total Wrote	Achieved 30 - 100%	% Achieved at 30% and Above	Total Wrote	Achieved 30 - 100%	% Achieved at 30% and Above	Total Wrote	Achieved 30 - 100%	% Achieved at 30% and Above	Total Wrote	Achieved 30 - 100%	% Achieved at 30% and Above	Total Wrote	Achieved 30 - 100%	% Achieved at 30% and Above	Total Wrote	Achieved 30 - 100%	% Achieved at 30% and Above	Total Wrote	Achieved 30 - 100%	% Achieved at 30% and Above	Total Wrote	Achieved 30 - 100%	% Achieved at 30% and Above	Total Wrote	Achieved 30 - 100%	% Achieved at 30% and Above
					EHLANZENI	Phatfwa Secondary School	6242305	2024	2	18	10	55.6	31	23	74.2	18	16	88.9	18	17	94.4	82	82	100.0	41	40	97.6	23	20	87.0	64	34	53.1	58	49	84.5	24
		6242305	2023	2	21	15	71.4	31	25	80.6	21	18	85.7	21	20	95.2	85	85	100.0	38	38	100.0	26	22	84.6	64	41	64.1	62	51	82.3	23	12	52.2	21	18	85.7
	PHOLA SECONDARY	6247009	2024	1	14	11	78.6	51	51	100.0	14	14	100.0	14	14	100.0	70	70	100.0	56	56	100.0				56	56	100.0	65	64	98.5	5	5	100.0	5	5	100.0
		6247009	2023	1	19	10	52.6	42	40	95.2	19	16	84.2	19	15	78.9	69	69	100.0	50	49	98.0				50	44	88.0	61	53	86.9	8	5	62.5	8	8	100.0
	Phumula Secondary School	6262501	2024	1				41	40	97.6							41	41	100.0							41	39	95.1				41	22	53.7	41	33	80.5
		6262501	2023	1				53	25	47.2							53	52	98.1							53	21	39.6				53	4	7.5	53	17	32.1
	PHUZA ULWAZI ACADEMY	6262693	2024	99				33	32	97.0							33	33	100.0	33	33	100.0				33	32	97.0				32	28	87.5	32	32	100.0
		6262693	2023	99				33	28	84.8							33	33	100.0	33	31	93.9				33	26	78.8				33	13	39.4	33	21	63.6
	PORTIA SHABANGU	6283198	2024	1	18	17	94.4	85	78	91.8	24	21	87.5	24	22	91.7	109	109	100.0	62	58	93.5				85	57	67.1	73	67	91.8	33	30	90.9	29	22	75.9
		6283198	2023	1	26	23	88.5	92	66	71.7	30	22	73.3	30	21	70.0	122	122	100.0	61	47	77.0				92	48	52.2	72	63	87.5	50	28	56.0	35	23	65.7
	PROFESSOR SS REPINGA COMBINED SCHOOL	6262814	2024	1				44	41	93.2							44	44	100.0							44	40	90.9				44	28	63.6	44	41	93.2
		6262814	2023	1				49	34	69.4							49	49	100.0							49	34	69.4				49	17	34.7	49	35	71.4
	ROYAL HIGH SCHOOL	6242292	2024	99	4	3	75.0	16	16	100.0	24	23	95.8	6	5	83.3	100	100	100.0	23	23	100.0	58	42	72.4	41	38	92.7	78	56	71.8	26	16	61.5	14	10	71.4
		6242292	2023	99	2	2	100.0	17	16	94.1	24	19	79.2	4	3	75.0	74	74	100.0	24	23	95.8	53	46	86.8	40	28	70.0	79	64	81.0	14	4	28.6	13	6	46.2
	Sabane Secondary School	6283307	2024	1				19	18	94.7	10	10	100.0				46	46	100.0	46	45	97.8				36	35	97.2	26	26	100.0	20	15	75.0	17	17	100.0
		6283307	2023	1				11	10	90.9	24	22	91.7				45	45	100.0	45	36	80.0				21	21	100.0	32	31	96.9	13	12	92.3	10	10	100.0
	SAKHILE SECONDARY SCHOOL	6247006	2024	2	6	6	100.0	25	24	96.0	6	6	100.0	6	6	100.0	67	67	100.0	36	33	91.7	50	48	96.0	25	23	92.0	55	35	63.6	12	8	66.7	11	10	90.9
		6247006	2023	2	6	6	100.0	39	27	69.2	6	6	100.0	6	5	83.3	68	68	100.0	23	19	82.6	49	42	85.7	27	21	77.8	55	41	74.5	13	5	38.5	13	12	92.3
	Samora Machel Secondary School	6262508	2024	1	41	19	46.3										85	82	96.5							41	34	82.9				41	24	58.5	41	34	82.9
		6262508	2023	1	35	11	31.4										146	146	100.0	84	48	57.1				88	47	53.4				78	26	33.3	79	37	46.8



Province Districts	Centre Name	Centre Number	Exam Date	Quintile	Accounting			Agricultural Sciences			Business Studies			Economics			English First Additional Language			Geography			History			Life Sciences			Mathematical Literacy			Mathematics			Physical Sciences		
					Total Wrote	Achieved 30 - 100%	% Achieved at 30% and Above	Total Wrote	Achieved 30 - 100%	% Achieved at 30% and Above	Total Wrote	Achieved 30 - 100%	% Achieved at 30% and Above	Total Wrote	Achieved 30 - 100%	% Achieved at 30% and Above	Total Wrote	Achieved 30 - 100%	% Achieved at 30% and Above	Total Wrote	Achieved 30 - 100%	% Achieved at 30% and Above	Total Wrote	Achieved 30 - 100%	% Achieved at 30% and Above	Total Wrote	Achieved 30 - 100%	% Achieved at 30% and Above	Total Wrote	Achieved 30 - 100%	% Achieved at 30% and Above	Total Wrote	Achieved 30 - 100%	% Achieved at 30% and Above	Total Wrote	Achieved 30 - 100%	% Achieved at 30% and Above
					EHLANZENI	SHABALALA SECONDARY SCHOOL	6242298	2024	2	44	26	59.1	100	87	87.0	44	43	97.7	44	44	100.0	176	176	100.0	57	57	100.0	61	59	96.7	46	42	91.3	150	133	88.7	26
		6242298	2023	2	33	24	72.7	115	90	78.3	33	18	54.5	33	27	81.8	159	159	100.0	49	47	95.9	52	39	75.0	55	49	89.1	123	92	74.8	36	23	63.9	36	21	58.3
	SHAYAZA COMBINED SCHOOL	6262803	2024	1				100	95	95.0							100	99	99.0	100	97	97.0				100	89	89.0	69	64	92.8	31	27	87.1	31	25	80.6
		6262803	2023	1				156	129	82.7							155	155	100.0	155	149	96.1				155	130	83.9	114	103	90.4	41	34	82.9	41	32	78.0
	Shinyukane Secondary School	6262804	2024	1	12	6	50.0	226	197	87.2	12	12	100.0	12	12	100.0	238	238	100.0	226	204	90.3				226	180	79.6	120	111	92.5	118	105	89.0	106	90	84.9
		6262804	2023	1	15	8	53.3	205	126	61.5	15	13	86.7	15	12	80.0	220	220	100.0	205	173	84.4				205	146	71.2	86	78	90.7	134	109	81.3	119	76	63.9
	SHONGWE BOARDING SCHOOL	6262493	2024	1				123	113	91.9							123	123	100.0	78	76	97.4	0	0		122	116	95.1	72	70	97.2	51	51	100.0	45	39	86.7
		6262493	2023	1				108	94	87.0							108	108	100.0	79	72	91.1				108	89	82.4	71	68	95.8	37	37	100.0	29	28	96.6
	Sibhulo Secondary School	6241905	2024	2	43	35	81.4	43	29	67.4	87	74	85.1	44	37	84.1	190	189	99.5	60	38	63.3	60	30	50.0	86	58	67.4	147	102	69.4	43	34	79.1	43	15	34.9
		6241905	2023	2	22	22	100.0	33	29	87.9	66	55	83.3	35	24	68.6	167	165	98.8	77	58	75.3	77	37	48.1	55	50	90.9	143	104	72.7	24	21	87.5	24	20	83.3
	Sibukosetfu Secondary School	6242201	2024	2	8	3	37.5	91	88	96.7	16	16	100.0	16	16	100.0	129	129	100.0	92	90	97.8	30	29	96.7	83	77	92.8	108	103	95.4	21	19	90.5	21	17	81.0
		6242201	2023	2	19	6	31.6	98	88	89.8	29	28	96.6	29	24	82.8	159	159	100.0	102	86	84.3	34	32	94.1	96	83	86.5	120	106	88.3	39	36	92.3	36	33	91.7
	Sibusisiwe Secondary School	6283202	2024	3	38	18	47.4	67	51	76.1	37	25	67.6	38	31	81.6	256	254	99.2	139	121	87.1	122	77	63.1	106	87	82.1	157	102	65.0	98	56	57.1	94	51	54.3
		6283202	2023	3	21	9	42.9	74	29	39.2	61	23	37.7	60	23	38.3	244	243	99.6	61	55	90.2	88	53	60.2	139	86	61.9	166	120	72.3	71	42	59.2	70	43	61.4
	SICELALWATI COMBINED	6283310	2024	2				39	34	87.2							54	54	100.0	54	48	88.9				54	47	87.0	39	36	92.3	15	13	86.7	15	13	86.7
		6283310	2023	2				39	30	76.9							61	61	100.0	61	48	78.7				61	44	72.1	39	34	87.2	22	10	45.5	22	9	40.9
	SICELOSETHU SECONDARY SCHOOL	6283308	2024	1	7	6	85.7	22	18	81.8	35	26	74.3				69	69	100.0	62	52	83.9				34	31	91.2	57	47	82.5	12	10	83.3	12	9	75.0
		6283308	2023	1	8	8	100.0	22	20	90.9	53	42	79.2				90	90	100.0	80	72	90.0				35	28	80.0	77	64	83.1	13	8	61.5	13	13	100.0
	SIDLAMAFA SECONDARY SCHOOL	6267302	2024	1	29	27	93.1	84	74	88.1							113	113	100.0	113	105	92.9	41	37	90.2	113	102	90.3	41	37	90.2	72	34	47.2	72	38	52.8
		6267302	2023	1	24	22	91.7	220	118	53.6							244	243	99.6	244	186	76.2	118	83	70.3	244	154	63.1	118	83	70.3	126	53	42.1	126	70	55.6

Province Districts	Centre Name	Centre Number	Exam Date	Quintile	Accounting			Agricultural Sciences			Business Studies			Economics			English First Additional Language			Geography			History			Life Sciences			Mathematical Literacy			Mathematics			Physical Sciences		
					Total Wrote	Achieved 30 - 100%	% Achieved at 30% and Above	Total Wrote	Achieved 30 - 100%	% Achieved at 30% and Above	Total Wrote	Achieved 30 - 100%	% Achieved at 30% and Above	Total Wrote	Achieved 30 - 100%	% Achieved at 30% and Above	Total Wrote	Achieved 30 - 100%	% Achieved at 30% and Above	Total Wrote	Achieved 30 - 100%	% Achieved at 30% and Above	Total Wrote	Achieved 30 - 100%	% Achieved at 30% and Above	Total Wrote	Achieved 30 - 100%	% Achieved at 30% and Above	Total Wrote	Achieved 30 - 100%	% Achieved at 30% and Above	Total Wrote	Achieved 30 - 100%	% Achieved at 30% and Above	Total Wrote	Achieved 30 - 100%	% Achieved at 30% and Above
					EHLANZENI	Sidungeni Secondary School	6283010	2024	1				62	58	93.5				27	26	96.3	67	67	100.0	32	30	93.8				40	40	100.0	27	26	96.3	40
		6283010	2023	1				70	48	68.6				34	20	58.8	73	73	100.0	36	28	77.8				39	32	82.1	34	26	76.5	39	20	51.3	39	29	74.4
	SIGWEJE SECONDARY SCHOOL	6267305	2024	1	16	13	81.3	24	24	100.0	16	15	93.8	16	16	100.0	123	123	100.0	107	92	86.0	83	80	96.4	24	24	100.0	99	95	96.0	24	20	83.3	24	14	58.3
		6267305	2023	1	25	9	36.0	32	32	100.0	25	10	40.0	25	12	48.0	175	175	100.0	150	98	65.3	118	101	85.6	32	32	100.0	143	108	75.5	32	19	59.4	32	18	56.3
	Sikhwahlane Secondary School	6262806	2024	1	23	22	95.7	175	161	92.0	23	23	100.0	23	22	95.7	198	198	100.0	175	171	97.7				175	133	76.0	81	77	95.1	117	81	69.2	108	94	87.0
		6262806	2023	1	25	21	84.0	179	146	81.6	25	18	72.0	25	17	68.0	204	204	100.0	179	171	95.5				179	130	72.6	87	75	86.2	117	78	66.7	114	85	74.6
	Siligane Secondary School	6241906	2024	2	13	7	53.8	16	15	93.8	13	8	61.5	13	7	53.8	57	57	100.0	44	42	95.5				44	38	86.4	27	26	96.3	30	26	86.7	28	23	82.1
		6241906	2023	2	6	6	100.0	39	35	89.7	5	5	100.0	5	3	60.0	59	59	100.0	53	46	86.8				54	41	75.9	43	41	95.3	16	14	87.5	15	15	100.0
	Sincobile Secondary School	6262705	2024	1				38	38	100.0	52	48	92.3				118	118	100.0	28	24	85.7	28	22	78.6	90	79	87.8	80	66	82.5	38	34	89.5	38	37	97.4
		6262705	2023	1				85	71	83.5	61	47	77.0				177	176	99.4	32	24	75.0	32	22	68.8	146	108	74.0	93	59	63.4	85	48	56.5	85	62	72.9
	Siphumelele Secondary School	6242203	2024	2	13	10	76.9	17	17	100.0	22	21	95.5	22	21	95.5	103	103	100.0	71	66	93.0				81	67	82.7	93	82	88.2	10	10	100.0	10	8	80.0
		6242203	2023	2	19	12	63.2	87	64	73.6	19	19	100.0	19	17	89.5	106	105	99.1	71	57	80.3				87	64	73.6	90	69	76.7	16	10	62.5	16	13	81.3
	Sitfokotile Secondary School	6283205	2024	3	11	5	45.5	115	80	69.6	35	33	94.3	35	33	94.3	179	177	98.9	23	23	100.0	121	66	54.5	131	79	60.3	150	121	80.7	22	10	45.5	23	23	100.0
		6283205	2023	3	10	8	80.0	38	38	100.0	41	36	87.8	28	26	92.9	113	113	100.0	30	29	96.7	42	36	85.7	60	45	75.0	80	69	86.3	29	11	37.9	27	20	74.1
	Sitintile Secondary School	6283008	2024	3	48	43	89.6	74	69	93.2							191	191	100.0	69	68	98.6				191	176	92.1				191	130	68.1	190	145	76.3
		6283008	2023	3	74	68	91.9	43	36	83.7							215	215	100.0	98	95	96.9				215	191	88.8				215	154	71.6	215	181	84.2
	Sophungane Combined School	6262510	2024	1	57	52	91.2										78	78	100.0							78	73	93.6				78	68	87.2	78	65	83.3
		6262510	2023	1	46	32	69.6	88	76	86.4							88	88	100.0							88	73	83.0				88	37	42.0	88	59	67.0
	Soshangane Secondary School	6262407	2024	1	31	30	96.8	72	70	97.2	31	24	77.4	31	27	87.1	151	151	100.0	120	107	89.2	48	48	100.0	72	71	98.6	117	105	89.7	34	31	91.2	34	30	88.2
		6262407	2023	1	27	25	92.6	32	25	78.1	27	23	85.2	27	26	96.3	144	143	99.3	118	96	81.4	86	83	96.5	32	28	87.5	113	89	78.8	32	20	62.5	32	24	75.0
	ST MARK'S SCHOOL	6283192	2024	99	8	2	25.0	16	9	56.3	82	32	39.0	15	12	80.0	56	54	96.4	42	23	54.8	54	25	46.3	46	19	41.3	102	70	68.6	26	9	34.6	22	9	40.9

Province Districts	Centre Name	Centre Number	Exam Date	Quintile	Accounting			Agricultural Sciences			Business Studies			Economics			English First Additional Language			Geography			History			Life Sciences			Mathematical Literacy			Mathematics			Physical Sciences								
					Total Wrote	Achieved 30 - 100%	% Achieved at 30% and Above	Total Wrote	Achieved 30 - 100%	% Achieved at 30% and Above	Total Wrote	Achieved 30 - 100%	% Achieved at 30% and Above	Total Wrote	Achieved 30 - 100%	% Achieved at 30% and Above	Total Wrote	Achieved 30 - 100%	% Achieved at 30% and Above	Total Wrote	Achieved 30 - 100%	% Achieved at 30% and Above	Total Wrote	Achieved 30 - 100%	% Achieved at 30% and Above	Total Wrote	Achieved 30 - 100%	% Achieved at 30% and Above	Total Wrote	Achieved 30 - 100%	% Achieved at 30% and Above	Total Wrote	Achieved 30 - 100%	% Achieved at 30% and Above	Total Wrote	Achieved 30 - 100%	% Achieved at 30% and Above						
					EHLANZENI	STEENBOK SECONDARY SCHOOL	6262712	2024	1	96	87	90.6							96	96	100.0								96	91	94.8				97	91	93.8	96	88	91.7			
		6262712	2023	1	62	60	96.8							62	62	100.0								62	61	98.4				62	62	100.0	62	60	96.8								
	Suikerland Secondary School	6262603	2024	4	90	90	100.0							255	255	100.0	188	186	98.9					210	192	91.4	135	130	96.3	144	113	78.5	144	119	82.6								
		6262603	2023	4	64	64	100.0							270	270	100.0	241	231	95.9					244	213	87.3	136	122	89.7	170	121	71.2	170	139	81.8								
	THE KING'S SCHOOL	6242393	2024	99	19	19	100.0				27	27	100.0	35	35	100.0								38	38	100.0				59	48	81.4	32	32	100.0								
		6242393	2023	99	14	14	100.0				25	25	100.0	30	30	100.0								41	41	100.0				61	47	77.0	36	36	100.0								
	THE OASIS COLLEGE	6241995	2024	99	36	36	100.0	115	115	100.0	102	102	100.0	21	18	85.7	104	104	100.0	119	119	100.0							142	135	95.1	114	114	100.0	59	58	98.3	35	31	88.6			
		6241995	2023	99	35	35	100.0	91	90	98.9	81	81	100.0	24	20	83.3	112	112	100.0	102	102	100.0							136	124	91.2	95	94	98.9	65	58	89.2	55	49	89.1			
	Thembeke Secondary School	6283003	2024	2	47	28	59.6				52	41	78.8	26	24	92.3	113	112	99.1	66	48	72.7	66	57	86.4	61	49	80.3	92	78	84.8	21	17	81.0	21	17	81.0						
		6283003	2023	2	61	34	55.7				80	50	62.5	27	23	85.2	160	160	100.0	47	38	80.9	100	84	84.0	134	75	56.0	127	106	83.5	34	22	64.7	34	23	67.6						
	Tikhontele Secondary School	6283204	2024	3	16	14	87.5	44	35	79.5	16	16	100.0	16	15	93.8	171	170	99.4	101	85	84.2	77	68	88.3	82	60	73.2	104	92	88.5	40	23	57.5	26	20	76.9						
		6283204	2023	3	7	7	100.0	43	26	60.5	7	6	85.7	7	4	57.1	148	147	99.3	106	68	64.2	65	56	86.2	56	44	78.6	93	70	75.3	21	20	95.2	23	21	91.3						
	TIKHUNI SECONDARY SCHOOL	6267306	2024	1	28	27	96.4	81	81	100.0	28	27	96.4	28	28	100.0	109	109	100.0	81	80	98.8	24	22	91.7	81	78	96.3	87	82	94.3	22	22	100.0	22	22	100.0						
		6267306	2023	1	23	23	100.0	87	83	95.4	23	22	95.7	23	22	95.7	110	110	100.0	87	83	95.4	30	26	86.7	87	75	86.2	91	77	84.6	19	18	94.7	18	17	94.4						
	Tinhlonhla Secondary School	6262601	2024	1	8	8	100.0	35	29	82.9	8	8	100.0	8	8	100.0	114	113	99.1	87	85	97.7	87	85	97.7	90	76	84.4	92	89	96.7	22	19	86.4	19	19	100.0						
		6262601	2023	1	8	5	62.5	89	53	59.6	8	8	100.0	8	3	37.5	164	164	100.0	123	98	79.7	123	97	78.9	100	61	61.0	123	80	65.0	41	20	48.8	33	23	69.7						
	UMLALATI LEARNING CENTRE	6282907	2024	99							5	3	60.0				6	6	100.0	3	3	100.0	1	1	100.0	3	2	66.7	6	6	100.0												
		6282907	2023	99							10	8	80.0				9	9	100.0	9	7	77.8				1	1	100.0	10	7	70.0												
	Valencia Combined School	6283104	2024	4	59	55	93.2				61	49	80.3	37	33	89.2													22	12	54.5	43	43	100.0	70	60	85.7	56	51	91.1	43	42	97.7
		6283104	2023	4	54	48	88.9				54	45	83.3	32	20	62.5													37	29	78.4	31	29	93.5	80	78	97.5	43	38	88.4	31	29	93.5

Province Districts	Centre Name	Centre Number	Exam Date	Quintile	Accounting			Agricultural Sciences			Business Studies			Economics			English First Additional Language			Geography			History			Life Sciences			Mathematical Literacy			Mathematics			Physical Sciences		
					Total Wrote	Achieved 30 - 100%	% Achieved at 30% and Above	Total Wrote	Achieved 30 - 100%	% Achieved at 30% and Above	Total Wrote	Achieved 30 - 100%	% Achieved at 30% and Above	Total Wrote	Achieved 30 - 100%	% Achieved at 30% and Above	Total Wrote	Achieved 30 - 100%	% Achieved at 30% and Above	Total Wrote	Achieved 30 - 100%	% Achieved at 30% and Above	Total Wrote	Achieved 30 - 100%	% Achieved at 30% and Above	Total Wrote	Achieved 30 - 100%	% Achieved at 30% and Above	Total Wrote	Achieved 30 - 100%	% Achieved at 30% and Above	Total Wrote	Achieved 30 - 100%	% Achieved at 30% and Above	Total Wrote	Achieved 30 - 100%	% Achieved at 30% and Above
					EHLANZENI	Vulindlela Secondary School	6241907	2024	3	31	31	100.0	103	102	99.0	31	31	100.0	31	31	100.0	163	163	100.0	129	128	99.2				123	122	99.2	129	129	100.0	21
		6241907	2023	3	25	25	100.0	129	118	91.5	25	25	100.0	25	23	92.0	170	170	100.0	145	143	98.6				144	129	89.6	153	145	94.8	16	13	81.3	15	14	93.3
	VUSELELA LEARNING CENTRE	6282906	2024	99							11	10	90.9				11	11	100.0	9	9	100.0				2	2	100.0	11	10	90.9						
		6282906	2023	99							14	8	57.1				14	14	100.0	11	10	90.9				3	2	66.7	14	10	71.4	0	0				
	WEM KABOKWENI	6241991	2024	99				22	13	59.1	21	13	61.9	17	16	94.1	58	58	100.0	27	25	92.6	25	20	80.0	28	27	96.4	48	43	89.6	15	13	86.7	12	8	66.7
		6241991	2023	99	0	0		18	13	72.2	16	8	50.0	8	6	75.0	49	49	100.0	21	18	85.7	54	38	70.4	37	28	75.7	44	39	88.6	18	6	33.3	17	7	41.2
	WHITE HAZY ADULT CENTRE	6242250	2023	99	2	0	0.0	41	31	75.6	14	8	57.1	11	1	9.1	121	120	99.2	48	37	77.1	52	27	51.9	72	51	70.8	86	73	84.9	15	9	60.0	14	8	57.1
	ZB Kunene Secondary School	6283005	2024	3	17	16	94.1	105	86	81.9	48	41	85.4	16	14	87.5	153	153	100.0	99	89	89.9				137	103	75.2	114	105	92.1	39	27	69.2	37	30	81.1
		6283005	2023	3	19	13	68.4	95	68	71.6	51	35	68.6	20	13	65.0	146	143	97.9	91	70	76.9				125	79	63.2	108	89	82.4	39	24	61.5	35	29	82.9
	Zenzele Secondary School	6262511	2024	1	13	13	100.0	63	62	98.4	37	34	91.9	13	13	100.0	63	63	100.0	50	48	96.0				50	45	90.0	37	36	97.3	26	17	65.4	26	23	88.5
		6262511	2023	1	23	16	69.6	106	82	77.4	62	37	59.7	23	17	73.9	106	105	99.1	83	64	77.1				83	41	49.4	62	51	82.3	44	18	40.9	44	27	61.4
	Zikodze Secondary school	6241909	2024	2				32	32	100.0							125	125	100.0	93	93	100.0				125	93	74.4	93	92	98.9	31	26	83.9	31	30	96.8
		6241909	2023	2				27	26	96.3							130	130	100.0	103	100	97.1				130	90	69.2	103	102	99.0	27	20	74.1	27	24	88.9
GERT SIBANDE	Alpheus D Nkosi Secondary School	6191404	2024	2	76	76	100.0									145	145	100.0							101	100	99.0				101	79	78.2	101	99	98.0	
		6191404	2023	2	77	72	93.5									160	160	100.0							133	118	88.7				133	78	58.6	133	118	88.7	
	Amadlelo Aluhlaza Secondary School	6121005	2024	1				70	56	80.0						214	212	99.1	142	125	88.0				213	154	72.3	123	101	82.1	88	58	65.9	88	69	78.4	
		6121005	2023	1				98	73	74.5						186	185	99.5	83	74	89.2				180	101	56.1	109	86	78.9	71	37	52.1	70	60	85.7	
	Azalea Combined School	6191805	2024	3	21	16	76.2				29	21	72.4							29	26	89.7				50	41	82.0	29	28	96.6	21	11	52.4	21	18	85.7
		6191805	2023	3	10	9	90.0				22	15	68.2							22	19	86.4				32	15	46.9	22	19	86.4	10	6	60.0	10	9	90.0

Province Districts	Centre Name	Centre Number	Exam Date	Quintile	Accounting			Agricultural Sciences			Business Studies			Economics			English First Additional Language			Geography			History			Life Sciences			Mathematical Literacy			Mathematics			Physical Sciences		
					Total Wrote	Achieved 30 - 100%	% Achieved at 30% and Above	Total Wrote	Achieved 30 - 100%	% Achieved at 30% and Above	Total Wrote	Achieved 30 - 100%	% Achieved at 30% and Above	Total Wrote	Achieved 30 - 100%	% Achieved at 30% and Above	Total Wrote	Achieved 30 - 100%	% Achieved at 30% and Above	Total Wrote	Achieved 30 - 100%	% Achieved at 30% and Above	Total Wrote	Achieved 30 - 100%	% Achieved at 30% and Above	Total Wrote	Achieved 30 - 100%	% Achieved at 30% and Above	Total Wrote	Achieved 30 - 100%	% Achieved at 30% and Above	Total Wrote	Achieved 30 - 100%	% Achieved at 30% and Above	Total Wrote	Achieved 30 - 100%	% Achieved at 30% and Above
					GERTSIBANDE	Bantfwebethu Secondary School	6110403	2024	1				75	53	70.7	55	21	38.2	22	13	59.1	130	130	100.0	73	68	93.2	40	40	100.0	35	33	94.3	95	88	92.6	35
		6110403	2023	1				63	48	76.2	47	30	63.8	25	17	68.0	110	110	100.0	54	52	96.3	31	31	100.0	32	31	96.9	79	73	92.4	32	18	56.3	32	31	96.9
	Bee Maseko Secondary School	6120904	2024	1	10	7	70.0	20	20	100.0	10	10	100.0	10	10	100.0	55	55	100.0	25	24	96.0	25	25	100.0	45	42	93.3	34	31	91.2	21	15	71.4	20	20	100.0
		6120904	2023	1	9	7	77.8	20	19	95.0	9	9	100.0	9	9	100.0	53	53	100.0	24	24	100.0	24	24	100.0	44	37	84.1	33	32	97.0	20	6	30.0	20	16	80.0
	Camden Combined School	6120906	2024	1	51	51	100.0										51	51	100.0							51	46	90.2				51	46	90.2	51	49	96.1
		6120906	2023	1	41	40	97.6										41	41	100.0							41	40	97.6				41	40	97.6	41	40	97.6
	Cana Combined School	6121007	2024	1							7	7	100.0				70	70	100.0	64	58	90.6	27	15	55.6	37	31	83.8	45	35	77.8	26	26	100.0	31	24	77.4
		6121007	2023	1	9	6	66.7				11	6	54.5	8	8	100.0	75	75	100.0	63	59	93.7	17	15	88.2	47	33	70.2	29	25	86.2	46	36	78.3	45	38	84.4
	CAROLINA AKADEMIESE SKOOL	6110204	2024	4	7	7	100.0				20	17	85.0				12	12	100.0	7	7	100.0				19	19	100.0	25	25	100.0	14	14	100.0	12	11	91.7
		6110204	2023	4	10	10	100.0				18	14	77.8				12	12	100.0	3	3	100.0				20	18	90.0	18	18	100.0	20	19	95.0	17	12	70.6
	Carolina Combined School	6110203	2024	4	15	12	80.0							42	39	92.9										45	38	84.4	41	41	100.0	18	17	94.4	17	17	100.0
		6110203	2023	4	28	18	64.3							44	36	81.8										39	33	84.6	40	37	92.5	24	21	87.5	20	20	100.0
	Cebisa Secondary School	6120807	2024	2	24	22	91.7				25	25	100.0	24	17	70.8	128	128	100.0	81	79	97.5	48	41	85.4	97	70	72.2	70	68	97.1	49	27	55.1	53	45	84.9
		6120807	2023	2	21	19	90.5				22	19	86.4	22	15	68.2	116	116	100.0	71	60	84.5	61	43	70.5	79	51	64.6	66	63	95.5	22	13	59.1	22	21	95.5
	Chief Ampie Mayisa Secondary School	6191605	2024	2	20	12	60.0				88	49	55.7	20	15	75.0	202	202	100.0	150	117	78.0	42	23	54.8	72	58	80.6	129	91	70.5	74	43	58.1	72	57	79.2
		6191605	2023	2	30	14	46.7				94	38	40.4	30	15	50.0	202	202	100.0	150	127	84.7	25	11	44.0	84	55	65.5	106	85	80.2	97	24	24.7	84	47	56.0
	Chief C J Nkosi Secondary School	6110308	2024	1													32	32	100.0	32	32	100.0				32	30	93.8	20	20	100.0	12	12	100.0	12	12	100.0
		6110308	2023	1													29	29	100.0	29	29	100.0				29	26	89.7	18	17	94.4	11	11	100.0	11	11	100.0
	Chief Jerry Nkosi Secondary School	6110405	2024	1	25	21	84.0	55	44	80.0	11	9	81.8				109	107	98.2	84	71	84.5				109	95	87.2	65	62	95.4	44	37	84.1	43	37	86.0
		6110405	2023	1	18	15	83.3	77	37	48.1	18	13	72.2	18	9	50.0	136	135	99.3	118	74	62.7				118	83	70.3	94	81	86.2	42	30	71.4	41	37	90.2

Province Districts	Centre Name	Centre Number	Exam Date	Quintile	Accounting			Agricultural Sciences			Business Studies			Economics			English First Additional Language			Geography			History			Life Sciences			Mathematical Literacy			Mathematics			Physical Sciences		
					Total Wrote	Achieved 30 - 100%	% Achieved at 30% and Above	Total Wrote	Achieved 30 - 100%	% Achieved at 30% and Above	Total Wrote	Achieved 30 - 100%	% Achieved at 30% and Above	Total Wrote	Achieved 30 - 100%	% Achieved at 30% and Above	Total Wrote	Achieved 30 - 100%	% Achieved at 30% and Above	Total Wrote	Achieved 30 - 100%	% Achieved at 30% and Above	Total Wrote	Achieved 30 - 100%	% Achieved at 30% and Above	Total Wrote	Achieved 30 - 100%	% Achieved at 30% and Above	Total Wrote	Achieved 30 - 100%	% Achieved at 30% and Above	Total Wrote	Achieved 30 - 100%	% Achieved at 30% and Above	Total Wrote	Achieved 30 - 100%	% Achieved at 30% and Above
					GERT SIBANDE	Chief S W Nhlapho Secondary School	6110302	2024	1	30	18	60.0	149	106	71.1	30	25	83.3	30	30	100.0	191	191	100.0	153	150	98.0				162	131	80.9	97	88	90.7	96
		6110302	2023	1	31	25	80.6	156	111	71.2	31	30	96.8	31	31	100.0	195	195	100.0	151	140	92.7				164	130	79.3	94	73	77.7	101	66	65.3	97	82	84.5
	Chief T D Nkosi Secondary School	6110502	2024	1				53	53	100.0	13	12	92.3	13	13	100.0	155	154	99.4	34	31	91.2	50	44	88.0	142	118	83.1	98	93	94.9	52	37	71.2	53	42	79.2
		6110502	2023	1				44	40	90.9	16	14	87.5	16	14	87.5	142	142	100.0	33	26	78.8	47	42	89.4	123	110	89.4	97	89	91.8	44	26	59.1	45	38	84.4
	Dlomodlomo Secondary School	6110106	2024	1	22	20	90.9	94	73	77.7							140	140	100.0	58	57	98.3	60	55	91.7	140	106	75.7	94	82	87.2	46	42	91.3	46	35	76.1
		6110106	2023	1	21	21	100.0	100	66	66.0							144	144	100.0	46	42	91.3	75	71	94.7	144	117	81.3	102	89	87.3	41	32	78.0	44	40	90.9
	Ekulindeni Secondary School	6110401	2024	1													61	61	100.0	61	60	98.4				61	61	100.0	46	45	97.8	15	14	93.3	15	13	86.7
		6110401	2023	1							11	11	100.0	11	8	72.7	85	85	100.0	74	65	87.8				74	64	86.5	64	61	95.3	21	16	76.2	21	16	76.2
	Elangwane Secondary School	6120907	2024	1	42	42	100.0										69	69	100.0							69	67	97.1				69	51	73.9	69	63	91.3
		6120907	2023	1	38	29	76.3										105	105	100.0							105	70	66.7				105	40	38.1	105	75	71.4
	Engabezweni Secondary School	6110103	2024	2				61	56	91.8							93	93	100.0	71	67	94.4				93	64	68.8	57	54	94.7	36	21	58.3	36	28	77.8
		6110103	2023	2				93	67	72.0							141	141	100.0	112	98	87.5				141	83	58.9	85	69	81.2	56	36	64.3	56	31	55.4
	Enkhanini Secondary School	6110510	2024	1				35	35	100.0	36	35	97.2	36	33	91.7	71	71	100.0							35	35	100.0	36	35	97.2	35	23	65.7	35	34	97.1
		6110510	2023	1				29	29	100.0	31	31	100.0	31	25	80.6	60	60	100.0							29	27	93.1	31	29	93.5	29	26	89.7	29	28	96.6
	ERMELO COMBINED SCHOOL	6120804	2024	5	4	4	100.0										19	18	94.7							27	27	100.0	16	16	100.0	15	15	100.0	12	12	100.0
		6120804	2023	5	5	5	100.0										22	13	59.1							25	16	64.0	21	21	100.0	9	9	100.0	8	7	87.5
	Esibusisweni Combined School	6120601	2024	1							56	41	73.2				84	84	100.0	84	81	96.4				84	59	70.2	56	54	96.4	28	20	71.4	28	15	53.6
		6120601	2023	1							49	49	100.0				75	75	100.0	75	75	100.0				75	64	85.3	49	48	98.0	26	21	80.8	26	19	73.1
	EZAKHENI COMBINED SCHOOL	6121210	2024	1	14	12	85.7				14	13	92.9	14	14	100.0	59	59	100.0	45	40	88.9				45	39	86.7	35	35	100.0	24	22	91.7	22	19	86.4
		6121210	2023	1	10	7	70.0				10	7	70.0	10	5	50.0	51	51	100.0	41	37	90.2				41	38	92.7	25	25	100.0	26	14	53.8	25	15	60.0

Province Districts	Centre Name	Centre Number	Exam Date	Quintile	Accounting			Agricultural Sciences			Business Studies			Economics			English First Additional Language			Geography			History			Life Sciences			Mathematical Literacy			Mathematics			Physical Sciences		
					Total Wrote	Achieved 30 - 100%	% Achieved at 30% and Above	Total Wrote	Achieved 30 - 100%	% Achieved at 30% and Above	Total Wrote	Achieved 30 - 100%	% Achieved at 30% and Above	Total Wrote	Achieved 30 - 100%	% Achieved at 30% and Above	Total Wrote	Achieved 30 - 100%	% Achieved at 30% and Above	Total Wrote	Achieved 30 - 100%	% Achieved at 30% and Above	Total Wrote	Achieved 30 - 100%	% Achieved at 30% and Above	Total Wrote	Achieved 30 - 100%	% Achieved at 30% and Above	Total Wrote	Achieved 30 - 100%	% Achieved at 30% and Above	Total Wrote	Achieved 30 - 100%	% Achieved at 30% and Above	Total Wrote	Achieved 30 - 100%	% Achieved at 30% and Above
					Gekombineerde Skool Balfour	6191301	2024	4	9	6	66.7				29	25	86.2				31	31	100.0	13	11	84.6				32	17	53.1	55	52	94.5	13	12
	6191301	2023	4	8	7	87.5				28	25	89.3				25	25	100.0	7	6	85.7				25	20	80.0	41	41	100.0	19	19	100.0	10	10	100.0	
GEORGE HOFMEYER HIGH SCHOOL	6191809	2024	99							4	4	100.0				2	2	100.0									4	4	100.0								
	6191809	2023	99							2	2	100.0				2	2	100.0									2	2	100.0								
Glen Eland Combined School	6120606	2024	1							28	26	92.9				39	39	100.0	39	36	92.3				39	32	82.1	28	28	100.0	11	10	90.9	11	11	100.0	
	6120606	2023	1							34	32	94.1				41	41	100.0	41	36	87.8				41	33	80.5	33	28	84.8	8	6	75.0	7	7	100.0	
Highveld Muslim Combined School	6191591	2024	99	3	3	100.0				1	1	100.0												9	9	100.0				9	9	100.0	8	8	100.0		
	6191591	2023	99	3	3	100.0				5	5	100.0												11	11	100.0	4	4	100.0	7	7	100.0	6	6	100.0		
Highveld Park High School	6191505	2024	5	22	18	81.8				102	75	73.5							90	87	96.7	50	46	92.0	58	58	100.0	95	90	94.7	80	57	71.3	55	38	69.1	
	6191505	2023	5	25	21	84.0				114	82	71.9							60	44	73.3				74	64	86.5	88	78	88.6	81	56	69.1	52	37	71.2	
Highveld Secondary School	6110408	2024	1	90	87	96.7									213	213	100.0	40	39	97.5				167	167	100.0				167	149	89.2	167	167	100.0		
	6110408	2023	1	53	50	94.3									242	242	100.0	108	105	97.2				182	180	98.9				186	144	77.4	182	182	100.0		
Hlabangemehlo Secondary School	6110104	2024	1	7	7	100.0	19	15	78.9	7	7	100.0	7	7	100.0	147	147	100.0	113	106	93.8	17	17	100.0	88	76	86.4	44	42	95.5	51	31	60.8	65	35	53.8	
	6110104	2023	1	23	17	73.9	9	4	44.4	23	22	95.7	23	10	43.5	126	126	100.0	103	91	88.3	20	20	100.0	73	56	76.7	60	47	78.3	67	41	61.2	44	29	65.9	
HLELIMFUNDO SECONDARY SCHOOL	6121105	2024	1	11	11	100.0				55	45	81.8	6	5	83.3	152	152	100.0	145	131	90.3				92	60	65.2	126	120	95.2	26	18	69.2	20	17	85.0	
	6121105	2023	1	10	9	90.0				52	40	76.9				147	147	100.0	147	125	85.0				85	59	69.4	115	108	93.9	32	22	68.8	32	27	84.4	
Hoërskool Ermelo	6120803	2024	5	13	12	92.3	18	17	94.4	45	43	95.6	19	17	89.5	52	52	100.0	33	33	100.0				31	29	93.5	74	74	100.0	38	38	100.0	28	28	100.0	
	6120803	2023	5	17	16	94.1	15	15	100.0	52	50	96.2	23	22	95.7	65	65	100.0	36	36	100.0				59	52	88.1	81	81	100.0	49	49	100.0	38	38	100.0	
Hoërskool Evander	6191501	2024	5	12	11	91.7				93	67	72.0							86	84	97.7				85	71	83.5	127	125	98.4	61	56	91.8	40	37	92.5	
	6191501	2023	5	25	24	96.0				88	63	71.6							57	53	93.0				73	61	83.6	82	76	92.7	88	76	86.4	73	46	63.0	



Province Districts	Centre Name	Centre Number	Exam Date	Quintile	Accounting			Agricultural Sciences			Business Studies			Economics			English First Additional Language			Geography			History			Life Sciences			Mathematical Literacy			Mathematics			Physical Sciences		
					Total Wrote	Achieved 30 - 100%	% Achieved at 30% and Above	Total Wrote	Achieved 30 - 100%	% Achieved at 30% and Above	Total Wrote	Achieved 30 - 100%	% Achieved at 30% and Above	Total Wrote	Achieved 30 - 100%	% Achieved at 30% and Above	Total Wrote	Achieved 30 - 100%	% Achieved at 30% and Above	Total Wrote	Achieved 30 - 100%	% Achieved at 30% and Above	Total Wrote	Achieved 30 - 100%	% Achieved at 30% and Above	Total Wrote	Achieved 30 - 100%	% Achieved at 30% and Above	Total Wrote	Achieved 30 - 100%	% Achieved at 30% and Above	Total Wrote	Achieved 30 - 100%	% Achieved at 30% and Above	Total Wrote	Achieved 30 - 100%	% Achieved at 30% and Above
					GERT SBANDE	Hoërskool Hoogenhout	6191401	2024	5	23	22	95.7	14	10	71.4	63	58	92.1				78	78	100.0	53	53	100.0				54	54	100.0	82	82	100.0	44
		6191401	2023	5	29	28	96.6	8	8	100.0	55	49	89.1				59	59	100.0	25	25	100.0				36	34	94.4	48	48	100.0	47	47	100.0	40	39	97.5
	Hoërskool Oosterland	6191604	2024	5	24	22	91.7				39	28	71.8	17	14	82.4	93	93	100.0	20	18	90.0				31	30	96.8	85	84	98.8	72	67	93.1	61	48	78.7
		6191604	2023	5	32	29	90.6				50	43	86.0	38	30	78.9	100	100	100.0	16	15	93.8				46	43	93.5	55	53	96.4	110	73	66.4	75	46	61.3
	HOËRSKOOI PIET RETIEF	6127103	2024	5	17	17	100.0				47	45	95.7				60	60	100.0	47	47	100.0				54	51	94.4	58	57	98.3	61	60	98.4	43	42	97.7
		6127103	2023	5	26	22	84.6				53	51	96.2				49	49	100.0	59	58	98.3				61	57	93.4	75	75	100.0	52	52	100.0	45	44	97.8
	Hoërskool Secunda	6191602	2024	5	20	20	100.0	18	16	88.9	63	59	93.7	31	24	77.4	147	147	100.0	21	20	95.2				70	67	95.7	92	92	100.0	113	105	92.9	103	93	90.3
		6191602	2023	5	25	23	92.0	8	8	100.0	51	48	94.1	12	10	83.3	126	126	100.0	21	21	100.0				65	62	95.4	69	69	100.0	106	100	94.3	92	89	96.7
	Hoërskool Standerton	6191807	2024	4	32	31	96.9				92	73	79.3	38	35	92.1	53	53	100.0	23	22	95.7				52	47	90.4	69	68	98.6	69	69	100.0	43	41	95.3
		6191807	2023	4	32	27	84.4				81	67	82.7	47	38	80.9	62	62	100.0	29	29	100.0				68	55	80.9	75	74	98.7	77	75	97.4	54	51	94.4
	Hoërskool Volksrust	6121104	2024	4	15	15	100.0	22	16	72.7	34	30	88.2				36	36	100.0	19	19	100.0				45	40	88.9	64	64	100.0	31	29	93.5	21	19	90.5
		6121104	2023	4	16	15	93.8	24	22	91.7	35	31	88.6				23	23	100.0	21	20	95.2				45	42	93.3	62	62	100.0	37	36	97.3	29	29	100.0
	Holeka Secondary School	6110409	2024	1	9	8	88.9	30	25	83.3	33	32	97.0	32	31	96.9	63	62	98.4							31	25	80.6	43	34	79.1	20	11	55.0	19	13	68.4
		6110409	2023	1	8	4	50.0	22	21	95.5	24	24	100.0	24	24	100.0	46	46	100.0							22	21	95.5	29	27	93.1	17	6	35.3	12	10	83.3
	Holmdene Secondary School	6191702	2024	1							23	19	82.6	23	22	95.7	34	34	100.0	34	34	100.0				11	11	100.0	23	22	95.7	11	9	81.8	11	11	100.0
		6191702	2023	1							22	22	100.0	22	19	86.4	42	42	100.0	42	38	90.5				20	16	80.0	22	21	95.5	20	12	60.0	20	16	80.0
	Ikhethelo Secondary School	6191402	2024	2	20	11	55.0	31	31	100.0	166	121	72.9	36	33	91.7	240	240	100.0	119	109	91.6	154	141	91.6	81	74	91.4	207	181	87.4	34	24	70.6	22	21	95.5
		6191402	2023	2	41	31	75.6	55	53	96.4	149	116	77.9	79	63	79.7	286	286	100.0	149	148	99.3	144	131	91.0	154	119	77.3	239	211	88.3	47	26	55.3	34	25	73.5
	IM Manchu Secondary School	6191305	2024	2				20	20	100.0	80	68	85.0				118	118	100.0							38	38	100.0	80	72	90.0	39	29	74.4	39	38	97.4
		6191305	2023	2				24	20	83.3	86	51	59.3				133	133	100.0							47	39	83.0	86	74	86.0	47	32	68.1	47	42	89.4

Province Districts	Centre Name	Centre Number	Exam Date	Quintile	Accounting			Agricultural Sciences			Business Studies			Economics			English First Additional Language			Geography			History			Life Sciences			Mathematical Literacy			Mathematics			Physical Sciences		
					Total Wrote	Achieved 30 - 100%	% Achieved at 30% and Above	Total Wrote	Achieved 30 - 100%	% Achieved at 30% and Above	Total Wrote	Achieved 30 - 100%	% Achieved at 30% and Above	Total Wrote	Achieved 30 - 100%	% Achieved at 30% and Above	Total Wrote	Achieved 30 - 100%	% Achieved at 30% and Above	Total Wrote	Achieved 30 - 100%	% Achieved at 30% and Above	Total Wrote	Achieved 30 - 100%	% Achieved at 30% and Above	Total Wrote	Achieved 30 - 100%	% Achieved at 30% and Above	Total Wrote	Achieved 30 - 100%	% Achieved at 30% and Above	Total Wrote	Achieved 30 - 100%	% Achieved at 30% and Above	Total Wrote	Achieved 30 - 100%	% Achieved at 30% and Above
					Injabulo School	6121209	2024	1	12	10	83.3				21	21	100.0				39	39	100.0	27	27	100.0				18	18	100.0	21	21	100.0	18	13
	6121209	2023	1	21	16	76.2				36	31	86.1	21	7	33.3	59	59	100.0	38	33	86.8				23	13	56.5	36	32	88.9	23	10	43.5	23	12	52.2	
INQUBEKO SECONDARY SCHOOL	6121009	2024	1	26	23	88.5	84	80	95.2	50	43	86.0	26	22	84.6	207	207	100.0	97	84	86.6	22	19	86.4	157	110	70.1	137	117	85.4	70	45	64.3	65	54	83.1	
	6121009	2023	1	10	9	90.0	78	74	94.9	30	20	66.7	10	8	80.0	183	183	100.0	95	84	88.4	38	28	73.7	153	134	87.6	135	111	82.2	48	31	64.6	48	42	87.5	
Insika Secondary School	6110101	2024	1	17	15	88.2	26	26	100.0	17	17	100.0	17	17	100.0	92	92	100.0	75	75	100.0				75	68	90.7	64	64	100.0	26	25	96.2	26	25	96.2	
	6110101	2023	1	20	20	100.0	34	26	76.5	20	20	100.0	20	20	100.0	118	118	100.0	95	92	96.8	10	10	100.0	77	57	74.0	70	70	100.0	22	21	95.5	28	27	96.4	
Isifisoethu Secondary School	6191302	2024	2	15	9	60.0				59	53	89.8	59	54	91.5	70	70	100.0	55	45	81.8				11	9	81.8	57	44	77.2	13	9	69.2	11	7	63.6	
	6191302	2023	2	18	11	61.1				55	42	76.4	55	46	83.6	79	79	100.0	61	47	77.0				24	20	83.3	54	36	66.7	25	18	72.0	24	22	91.7	
Ithafa Secondary School	6120802	2024	2	42	40	95.2	49	45	91.8							287	287	100.0							131	124	94.7				126	71	56.3	131	106	80.9	
	6120802	2023	2	15	15	100.0	53	44	83.0							172	172	100.0							103	89	86.4				111	48	43.2	111	92	82.9	
IZIMBALI COMBINED SCHOOL	6120607	2024	1	32	32	100.0										48	48	100.0							48	48	100.0				48	40	83.3	48	48	100.0	
	6120607	2023	1	29	29	100.0										47	47	100.0							47	46	97.9				47	38	80.9	47	45	95.7	
Jandrell Secondary School	6191803	2024	1	7	6	85.7				98	82	83.7	38	33	86.8	139	139	100.0	125	119	95.2				51	47	92.2	98	93	94.9	41	27	65.9	26	26	100.0	
	6191803	2023	1	13	7	53.8				134	72	53.7	36	21	58.3	181	179	98.9	164	132	80.5				48	32	66.7	134	102	76.1	47	22	46.8	47	28	59.6	
KEMP SIDING COMBINED SCHOOL	6127101	2024	1	24	20	83.3				34	34	100.0	33	27	81.8	54	53	98.1							21	19	90.5	34	27	79.4	21	16	76.2	21	17	81.0	
	6127101	2023	1	18	17	94.4				27	25	92.6	25	22	88.0	49	49	100.0							19	15	78.9	28	24	85.7	15	10	66.7	19	11	57.9	
Khula Sakhile Secondary School	6191806	2024	1	20	15	75.0				39	32	82.1	39	29	74.4	96	96	100.0	57	55	96.5	32	24	75.0	39	29	74.4	71	65	91.5	25	24	96.0	25	24	96.0	
	6191806	2023	1	28	24	85.7				55	37	67.3	55	48	87.3	213	212	99.5	158	109	69.0	105	60	57.1	158	63	39.9	160	124	77.5	53	27	50.9	53	28	52.8	
Khunjuliwe Secondary School	6191802	2024	3	25	21	84.0				115	107	93.0	116	103	88.8	132	132	100.0	42	42	100.0				147	92	62.6	94	87	92.6	78	54	69.2	56	44	78.6	
	6191802	2023	3	26	16	61.5				122	113	92.6	121	83	68.6	147	147	100.0	70	67	95.7				178	104	58.4	108	103	95.4	96	57	59.4	82	53	64.6	

Province Districts	Centre Name	Centre Number	Exam Date	Quintile	Accounting			Agricultural Sciences			Business Studies			Economics			English First Additional Language			Geography			History			Life Sciences			Mathematical Literacy			Mathematics			Physical Sciences		
					Total Wrote	Achieved 30 - 100%	% Achieved at 30% and Above	Total Wrote	Achieved 30 - 100%	% Achieved at 30% and Above	Total Wrote	Achieved 30 - 100%	% Achieved at 30% and Above	Total Wrote	Achieved 30 - 100%	% Achieved at 30% and Above	Total Wrote	Achieved 30 - 100%	% Achieved at 30% and Above	Total Wrote	Achieved 30 - 100%	% Achieved at 30% and Above	Total Wrote	Achieved 30 - 100%	% Achieved at 30% and Above	Total Wrote	Achieved 30 - 100%	% Achieved at 30% and Above	Total Wrote	Achieved 30 - 100%	% Achieved at 30% and Above	Total Wrote	Achieved 30 - 100%	% Achieved at 30% and Above			
GERT SBANDE	Khuzulwande Secondary School	6110102	2024	1				32	32	100.0	36	34	94.4				69	69	100.0	37	37	100.0				32	32	100.0	37	36	97.3	31	30	96.8	31	31	100.0
		6110102	2023	1				40	29	72.5							53	53	100.0	38	38	100.0				44	40	90.9	38	38	100.0	15	15	100.0	15	15	100.0
	Kiryatswane Secondary School	6191503	2024	2	120	102	85.0									159	159	100.0	21	21	100.0				154	142	92.2				160	110	68.8	160	122	76.3	
		6191503	2023	2	107	70	65.4									185	185	100.0	78	54	69.2				179	105	58.7				185	66	35.7	185	94	50.8	
	KT Twala Secondary School	6191507	2024	2	14	10	71.4	15	13	86.7	64	50	78.1	64	45	70.3	196	196	100.0	100	69	69.0	81	72	88.9	52	47	90.4	145	111	76.6	52	49	94.2	52	42	80.8
		6191507	2023	2	7	6	85.7	22	18	81.8	72	48	66.7	72	32	44.4	234	234	100.0	127	81	63.8	119	88	73.9	90	44	48.9	189	141	74.6	47	28	59.6	44	24	54.5
	Kusasaletu Secondary School	6191504	2024	2							80	31	38.8				269	269	100.0	158	117	74.1				78	27	34.6	80	72	90.0	78	45	57.7	77	33	42.9
		6191504	2023	2							67	41	61.2				247	247	100.0	134	96	71.6				68	39	57.4	65	55	84.6	68	34	50.0	67	38	56.7
	KWADELA SECONDARY SCHOOL	6120901	2024	1							20	18	90.0	20	18	90.0	49	49	100.0	29	29	100.0	34	34	100.0	29	29	100.0	34	30	88.2	15	8	53.3	15	15	100.0
		6120901	2023	1							30	22	73.3	30	18	60.0	82	81	98.8	52	33	63.5	67	57	85.1	52	32	61.5	67	41	61.2	15	9	60.0	15	10	66.7
	Kwashuku Secondary School	6121001	2024	1	4	4	100.0				10	9	90.0	10	9	90.0	109	109	100.0	99	92	92.9				99	91	91.9	54	50	92.6	55	51	92.7	55	45	81.8
		6121001	2023	1	11	11	100.0				15	15	100.0	15	12	80.0	118	118	100.0	103	93	90.3				103	94	91.3	75	62	82.7	43	40	93.0	41	37	90.2
	Lake Chrissie Secondary School	6120706	2024	2	13	6	46.2	49	47	95.9	41	39	95.1	41	35	85.4	90	89	98.9	28	27	96.4				49	43	87.8	57	56	98.2	33	31	93.9	21	16	76.2
		6120706	2023	2	11	8	72.7	69	43	62.3	31	30	96.8	31	22	71.0	101	101	100.0	45	42	93.3				69	56	81.2	71	68	95.8	30	27	90.0	24	12	50.0
	LIGBRON ACADEMY OF TECHNOLOGY	6120806	2024	5	15	14	93.3				42	41	97.6				70	70	100.0	34	34	100.0				56	55	98.2	61	61	100.0	64	64	100.0	56	55	98.2
		6120806	2023	5	20	20	100.0				60	60	100.0				71	71	100.0	30	30	100.0				41	36	87.8	65	65	100.0	68	68	100.0	64	64	100.0
	Ligugu Secondary School	6110303	2024	1	18	12	66.7	150	108	72.0	34	28	82.4	27	24	88.9	225	225	100.0	131	117	89.3				143	116	81.1	141	125	88.7	85	63	74.1	85	66	77.6
		6110303	2023	1	7	3	42.9	121	98	81.0	23	15	65.2	17	7	41.2	183	181	98.9	100	81	81.0				132	105	79.5	104	85	81.7	78	67	85.9	77	68	88.3
	Lilanga Secondary School	6110504	2024	1							29	28	96.6				423	423	100.0	285	235	82.5				336	274	81.5	184	156	84.8	240	162	67.5	241	217	90.0
		6110504	2023	1							25	23	92.0				440	434	98.6	321	227	70.7				362	284	78.5	170	135	79.4	273	143	52.4	268	202	75.4

Province Districts	Centre Name	Centre Number	Exam Date	Quintile	Accounting			Agricultural Sciences			Business Studies			Economics			English First Additional Language			Geography			History			Life Sciences			Mathematical Literacy			Mathematics			Physical Sciences		
					Total Wrote	Achieved 30 - 100%	% Achieved at 30% and Above	Total Wrote	Achieved 30 - 100%	% Achieved at 30% and Above	Total Wrote	Achieved 30 - 100%	% Achieved at 30% and Above	Total Wrote	Achieved 30 - 100%	% Achieved at 30% and Above	Total Wrote	Achieved 30 - 100%	% Achieved at 30% and Above	Total Wrote	Achieved 30 - 100%	% Achieved at 30% and Above	Total Wrote	Achieved 30 - 100%	% Achieved at 30% and Above	Total Wrote	Achieved 30 - 100%	% Achieved at 30% and Above	Total Wrote	Achieved 30 - 100%	% Achieved at 30% and Above	Total Wrote	Achieved 30 - 100%	% Achieved at 30% and Above	Total Wrote	Achieved 30 - 100%	% Achieved at 30% and Above
					Lindile Secondary School	6120805	2024	2	25	24	96.0	11	11	100.0						62	62	100.0							47	41	87.2				47	43	91.5
	6120805	2023	2	32	20	62.5	45	20	44.4						110	110	100.0							110	55	50.0				110	41	37.3	110	53	48.2		
Litjelebube Secondary School	6110407	2024	1				144	120	83.3	21	20	95.2			152	152	100.0	91	86	94.5				133	130	97.7	104	95	91.3	48	42	87.5	48	42	87.5		
	6110407	2023	1	8	5	62.5	100	80	80.0	20	19	95.0	20	17	85.0	122	122	100.0	73	67	91.8				95	83	87.4	107	101	94.4	17	17	100.0	31	29	93.5	
Lusushwana Secondary School	6110301	2024	1							42	33	78.6			85	84	98.8	85	72	84.7				43	35	81.4	71	58	81.7	14	14	100.0	14	14	100.0		
	6110301	2023	1							38	18	47.4			71	71	100.0	71	64	90.1				33	25	75.8	56	48	85.7	15	14	93.3	15	14	93.3		
Magotshwa Secondary School	6110305	2024	1	16	16	100.0				32	32	100.0	16	16	100.0	89	89	100.0	71	71	100.0				56	56	100.0	39	39	100.0	48	48	100.0	44	44	100.0	
	6110305	2023	1	12	12	100.0				22	22	100.0	12	12	100.0	61	61	100.0	48	48	100.0				39	39	100.0	35	35	100.0	25	25	100.0	23	23	100.0	
Maqhawuzela Combined School	6110107	2024	1							12	5	41.7	11	10	90.9	106	106	100.0	80	75	93.8				70	47	67.1	61	54	88.5	20	19	95.0	20	19	95.0	
	6110107	2023	1							6	3	50.0	6	5	83.3	76	76	100.0	66	62	93.9				60	36	60.0	47	41	87.2	29	24	82.8	29	25	86.2	
MASHISHILA EXAM CENTRE	6110411	2023	1	1	1	100.0	14	13	92.9	10	10	100.0	3	2	66.7	34	34	100.0	31	31	100.0				32	26	81.3	23	22	95.7	17	12	70.6	16	13	81.3	
Masizakhe Secondary School	6120705	2024	2	16	3	18.8	57	52	91.2	51	46	90.2	51	32	62.7	160	160	100.0	91	81	89.0				34	32	94.1	108	102	94.4	34	24	70.6	34	22	64.7	
	6120705	2023	2	21	12	57.1	96	56	58.3	57	51	89.5	57	33	57.9	216	216	100.0	145	105	72.4				49	40	81.6	153	126	82.4	49	34	69.4	49	24	49.0	
Mayflower Secondary School	6110506	2024	1				90	64	71.1						129	129	100.0				73	71	97.3	56	56	100.0	75	72	96.0	54	50	92.6	54	48	88.9		
	6110506	2023	1				79	58	73.4						108	108	100.0				44	44	100.0	64	57	89.1	44	43	97.7	64	55	85.9	63	55	87.3		
Mbalenhle Secondary School	6110304	2024	1	20	17	85.0	39	39	100.0	62	61	98.4	20	20	100.0	101	101	100.0	42	36	85.7				39	39	100.0	62	60	96.8	39	30	76.9	39	35	89.7	
	6110304	2023	1	30	26	86.7	38	38	100.0	65	60	92.3	30	15	50.0	103	103	100.0	35	28	80.0				38	38	100.0	63	60	95.2	40	37	92.5	38	37	97.4	
Methula Secondary School	6110507	2024	1				153	117	76.5						411	407	99.0	236	212	89.8				388	270	69.6	153	129	84.3	260	163	62.7	236	169	71.6		
	6110507	2023	1	12	8	66.7	124	76	61.3						340	340	100.0	188	164	87.2				340	206	60.6	134	102	76.1	208	153	73.6	207	158	76.3		

Province Districts	Centre Name	Centre Number	Exam Date	Quintile	Accounting			Agricultural Sciences			Business Studies			Economics			English First Additional Language			Geography			History			Life Sciences			Mathematical Literacy			Mathematics			Physical Sciences		
					Total Wrote	Achieved 30 - 100%	% Achieved at 30% and Above	Total Wrote	Achieved 30 - 100%	% Achieved at 30% and Above	Total Wrote	Achieved 30 - 100%	% Achieved at 30% and Above	Total Wrote	Achieved 30 - 100%	% Achieved at 30% and Above	Total Wrote	Achieved 30 - 100%	% Achieved at 30% and Above	Total Wrote	Achieved 30 - 100%	% Achieved at 30% and Above	Total Wrote	Achieved 30 - 100%	% Achieved at 30% and Above	Total Wrote	Achieved 30 - 100%	% Achieved at 30% and Above	Total Wrote	Achieved 30 - 100%	% Achieved at 30% and Above	Total Wrote	Achieved 30 - 100%	% Achieved at 30% and Above	Total Wrote	Achieved 30 - 100%	% Achieved at 30% and Above
					GERT SIBANDE	Mkolishi Secondary School	6110105	2024	1				65	64	98.5	24	24	100.0	25	23	92.0	115	115	100.0	83	80	96.4				81	81	100.0	86	86	100.0	27
		6110105	2023	1				76	74	97.4	17	17	100.0	15	15	100.0	119	119	100.0	81	78	96.3				89	87	97.8	88	87	98.9	31	28	90.3	31	31	100.0
	Miilo Comprehensive School	6120604	2024	1	16	13	81.3				69	64	92.8				89	89	100.0	89	83	93.3				73	40	54.8	69	62	89.9	20	15	75.0	20	14	70.0
		6120604	2023	1	11	9	81.8				52	39	75.0				72	71	98.6	71	67	94.4				61	42	68.9	51	47	92.2	21	17	81.0	21	18	85.7
	Morgenzon Landbou Akademie	6120902	2024	5	6	6	100.0	10	10	100.0							17	17	100.0							6	6	100.0	11	11	100.0	6	5	83.3	3	3	100.0
		6120902	2023	5	3	3	100.0	17	13	76.5							29	29	100.0							8	7	87.5	24	24	100.0	3	3	100.0	2	1	50.0
	MOUNTAIN VALLEY COLLEGE	6110109	2024	99	1	1	100.0	13	13	100.0	11	11	100.0	5	5	100.0	24	24	100.0	18	18	100.0				27	22	81.5	22	22	100.0	12	8	66.7	7	6	85.7
		6110109	2023	99	3	3	100.0	12	12	100.0	7	7	100.0	9	9	100.0	17	17	100.0	13	13	100.0				21	19	90.5	7	7	100.0	21	13	61.9	12	11	91.7
	MP Magagula Secondary School	6110503	2024	1	38	37	97.4	90	81	90.0	55	55	100.0	50	50	100.0	473	473	100.0	243	238	97.9	88	88	100.0	307	296	96.4	237	215	90.7	239	200	83.7	228	223	97.8
		6110503	2023	1	39	39	100.0	111	100	90.1	62	56	90.3	62	58	93.5	392	392	100.0	166	159	95.8	68	68	100.0	250	230	92.0	248	203	81.9	140	120	85.7	172	162	94.2
	Mpuluzi Secondary School	6110508	2024	1	11	11	100.0				11	11	100.0	11	11	100.0	206	206	100.0	167	136	81.4	110	88	80.0	57	48	84.2	118	96	81.4	87	62	71.3	84	62	73.8
		6110508	2023	1	14	11	78.6				14	13	92.9	14	12	85.7	185	184	99.5	151	129	85.4	105	83	79.0	46	40	87.0	115	91	79.1	70	51	72.9	66	54	81.8
	Msinyane Secondary School	6120603	2024	1							72	50	69.4				101	100	99.0	100	63	63.0				29	14	48.3	72	48	66.7	29	5	17.2	29	8	27.6
		6120603	2023	1							55	42	76.4				66	66	100.0	66	58	87.9				11	10	90.9	55	41	74.5	11	6	54.5	11	10	90.9
	Mzinoni Secondary School	6191403	2024	2	50	40	80.0	40	26	65.0	47	47	100.0	27	27	100.0	186	186	100.0	129	118	91.5	74	59	79.7	32	31	96.9	161	152	94.4	26	22	84.6	23	21	91.3
		6191403	2023	2	48	40	83.3	41	28	68.3	43	41	95.3	30	29	96.7	171	171	100.0	113	89	78.8	46	33	71.7	38	38	100.0	120	98	81.7	52	23	44.2	26	24	92.3
	Nalithuba Secondary School	6121206	2024	1	29	21	72.4	45	38	84.4	59	54	91.5	29	24	82.8	177	177	100.0	103	97	94.2	41	33	80.5	148	123	83.1	99	87	87.9	78	37	47.4	78	64	82.1
		6121206	2023	1	30	22	73.3	61	46	75.4	62	49	79.0	30	23	76.7	173	173	100.0	82	71	86.6	50	44	88.0	143	110	76.9	110	101	91.8	63	33	52.4	61	48	78.7
	Ndlela Secondary School	6121002	2024	1	17	15	88.2	41	38	92.7	16	13	81.3				220	220	100.0	122	103	84.4	9	7	77.8	206	139	67.5	95	76	80.0	126	83	65.9	119	89	74.8
		6121002	2023	1	41	33	80.5	147	57	38.8	34	33	97.1				397	391	98.5	176	122	69.3	20	17	85.0	373	156	41.8	156	82	52.6	242	83	34.3	225	101	44.9

Province Districts	Centre Name	Centre Number	Exam Date	Quintile	Accounting			Agricultural Sciences			Business Studies			Economics			English First Additional Language			Geography			History			Life Sciences			Mathematical Literacy			Mathematics			Physical Sciences		
					Total Wrote	Achieved 30 - 100%	% Achieved at 30% and Above	Total Wrote	Achieved 30 - 100%	% Achieved at 30% and Above	Total Wrote	Achieved 30 - 100%	% Achieved at 30% and Above	Total Wrote	Achieved 30 - 100%	% Achieved at 30% and Above	Total Wrote	Achieved 30 - 100%	% Achieved at 30% and Above	Total Wrote	Achieved 30 - 100%	% Achieved at 30% and Above	Total Wrote	Achieved 30 - 100%	% Achieved at 30% and Above	Total Wrote	Achieved 30 - 100%	% Achieved at 30% and Above	Total Wrote	Achieved 30 - 100%	% Achieved at 30% and Above	Total Wrote	Achieved 30 - 100%	% Achieved at 30% and Above	Total Wrote	Achieved 30 - 100%	% Achieved at 30% and Above
					GERT SIBANDE	NETHERLAND PARK SECONDARY SCHOOL	6120808	2024	4							94	91	96.8												92	86	93.5	93	92	98.9	34	34
		6120808	2023	4							91	84	92.3												101	95	94.1	90	90	100.0	36	36	100.0	36	36	100.0	
	Nganana Secondary School	6120602	2024	1	18	15	83.3				17	16	94.1	18	13	72.2	242	242	100.0	70	66	94.3	156	130	83.3	225	92	40.9	170	147	86.5	74	34	45.9	69	63	91.3
		6120602	2023	1	11	10	90.9				11	11	100.0	11	11	100.0	182	181	99.5	55	51	92.7	117	94	80.3	172	111	64.5	123	104	84.6	61	34	55.7	55	54	98.2
	Ngilandi Secondary School	6110402	2024	1				24	23	95.8	35	27	77.1				59	59	100.0	35	35	100.0				24	18	75.0	35	30	85.7	24	17	70.8	24	20	83.3
		6110402	2023	1				19	16	84.2	30	27	90.0				49	49	100.0	30	25	83.3				19	16	84.2	30	21	70.0	19	12	63.2	19	18	94.7
	Nqobangolwazi Secondary School	6120905	2024	1	30	27	90.0				30	29	96.7	30	30	100.0	109	109	100.0	79	66	83.5	50	33	66.0	29	24	82.8	80	69	86.3	29	16	55.2	29	22	75.9
		6120905	2023	1	27	18	66.7				27	21	77.8	27	18	66.7	135	134	99.3	108	54	50.0	80	51	63.8	28	17	60.7	107	67	62.6	28	12	42.9	28	11	39.3
	Nthoroane Secondary School	6191306	2024	2	37	34	91.9				31	31	100.0	13	13	100.0	55	55	100.0	18	18	100.0				42	40	95.2	31	31	100.0	24	24	100.0	24	24	100.0
		6191306	2023	2	28	26	92.9				26	20	76.9	10	10	100.0	45	45	100.0	17	17	100.0				35	32	91.4	26	23	88.5	19	13	68.4	19	17	89.5
	Osizweni Secondary School	6191506	2024	4	13	13	100.0												77	74	96.1				112	96	85.7				121	79	65.3	121	89	73.6	
		6191506	2023	4	17	16	94.1												143	125	87.4				174	124	71.3				195	90	46.2	185	101	54.6	
	Phambili Secondary School	6110509	2024	1	15	13	86.7				73	61	83.6	36	27	75.0	224	224	100.0	140	124	88.6				187	133	71.1	156	138	88.5	68	49	72.1	58	50	86.2
		6110509	2023	1	13	12	92.3				62	53	85.5	37	21	56.8	151	151	100.0	91	80	87.9				112	84	75.0	112	94	83.9	40	30	75.0	38	36	94.7
	Piet Retief Combined School	6121004	2024	1	26	16	61.5				37	32	86.5	46	39	84.8				69	59	85.5				57	40	70.2	38	28	73.7	57	26	45.6	48	40	83.3
		6121004	2023	1	13	8	61.5				34	22	64.7	50	37	74.0				68	57	83.8				47	38	80.9	41	33	80.5	40	30	75.0	31	31	100.0
	Qedela Secondary School	6121203	2024	1	24	19	79.2				62	53	85.5	24	24	100.0	164	164	100.0	140	127	90.7				102	87	85.3	103	84	81.6	61	52	85.2	56	47	83.9
		6121203	2023	1	7	7	100.0				27	23	85.2	7	7	100.0	141	140	99.3	134	110	82.1				113	77	68.1	66	58	87.9	75	51	68.0	68	39	57.4
	Qhubulwazi Combined School	6121102	2024	2	27	25	92.6				48	47	97.9	27	23	85.2	208	208	100.0	181	164	90.6	151	134	88.7	105	58	55.2	178	160	89.9	30	30	100.0	30	21	70.0
		6121102	2023	2	28	27	96.4				100	94	94.0	28	24	85.7	223	223	100.0	196	168	85.7	159	128	80.5	124	64	51.6	187	154	82.4	37	27	73.0	37	21	56.8

Province Districts	Centre Name	Centre Number	Exam Date	Quintile	Accounting			Agricultural Sciences			Business Studies			Economics			English First Additional Language			Geography			History			Life Sciences			Mathematical Literacy			Mathematics			Physical Sciences		
					Total Wrote	Achieved 30 - 100%	% Achieved at 30% and Above	Total Wrote	Achieved 30 - 100%	% Achieved at 30% and Above	Total Wrote	Achieved 30 - 100%	% Achieved at 30% and Above	Total Wrote	Achieved 30 - 100%	% Achieved at 30% and Above	Total Wrote	Achieved 30 - 100%	% Achieved at 30% and Above	Total Wrote	Achieved 30 - 100%	% Achieved at 30% and Above	Total Wrote	Achieved 30 - 100%	% Achieved at 30% and Above	Total Wrote	Achieved 30 - 100%	% Achieved at 30% and Above	Total Wrote	Achieved 30 - 100%	% Achieved at 30% and Above	Total Wrote	Achieved 30 - 100%	% Achieved at 30% and Above	Total Wrote	Achieved 30 - 100%	% Achieved at 30% and Above
					GERTSIBANDE	Qondulwazi Secondary School	6191701	2024	1							40	34	85.0				42	42	100.0	42	41	97.6	40	40	100.0	2	2	100.0	40	31	77.5	2
		6191701	2023	1							19	18	94.7				26	26	100.0	26	18	69.2	19	14	73.7	7	7	100.0	19	13	68.4	7	7	100.0	7	7	100.0
	Reggie Masuku Secondary School	6120801	2024	2	30	25	83.3				116	114	98.3	116	99	85.3	191	191	100.0	133	133	100.0				75	72	96.0	86	82	95.3	105	66	62.9	75	71	94.7
		6120801	2023	2	35	31	88.6				106	90	84.9	105	65	61.9	180	179	99.4	128	128	100.0				74	74	100.0	71	67	94.4	109	63	57.8	74	67	90.5
	Rev Sa Nkosi Secondary School	6110505	2024	1	11	10	90.9	31	31	100.0	30	30	100.0	30	30	100.0	158	158	100.0	74	74	100.0	62	59	95.2	66	66	100.0	88	79	89.8	70	58	82.9	66	64	97.0
		6110505	2023	1	16	14	87.5	35	34	97.1	34	34	100.0	34	32	94.1	136	136	100.0	58	57	98.3	47	47	100.0	55	53	96.4	78	68	87.2	58	47	81.0	55	54	98.2
	Seme Secondary School	6121202	2024	1				18	18	100.0	40	36	90.0	40	29	72.5	146	142	97.3	89	80	89.9	31	21	67.7	107	87	81.3	120	91	75.8	27	25	92.6	27	20	74.1
		6121202	2023	1				17	14	82.4	19	17	89.5	19	7	36.8	134	132	98.5	98	66	67.3	3	1	33.3	115	71	61.7	87	61	70.1	47	34	72.3	47	23	48.9
	Setsheng Secondary School	6191303	2024	2							30	27	90.0	13	13	100.0	68	68	100.0	68	66	97.1				25	24	96.0	43	41	95.3	25	24	96.0	25	21	84.0
		6191303	2023	2	6	4	66.7				34	32	94.1	34	32	94.1	59	59	100.0	53	50	94.3				25	25	100.0	32	31	96.9	27	27	100.0	25	25	100.0
	Simtfolile Secondary School	6110501	2024	1				148	139	93.9							173	172	99.4	23	23	100.0				169	140	82.8	74	72	97.3	97	78	80.4	96	73	76.0
		6110501	2023	1				149	131	87.9							173	172	99.4	24	22	91.7				173	137	79.2	72	69	95.8	101	69	68.3	101	63	62.4
	SINETHEMBA SECONDARY SCHOOL	6127104	2024	1							12	12	100.0				49	49	100.0							46	25	54.3	24	22	91.7	25	24	96.0	23	23	100.0
		6127104	2023	1													39	39	100.0							31	16	51.6	15	13	86.7	24	19	79.2	14	13	92.9
	SIPHOKUHLE SECONDARY SCHOOL	6127105	2024	1	6	6	100.0				19	19	100.0	7	7	100.0	47	47	100.0							41	40	97.6	19	19	100.0	29	20	69.0	29	29	100.0
		6127105	2023	1	19	12	63.2				73	49	67.1	19	17	89.5	106	106	100.0							87	56	64.4	70	55	78.6	35	22	62.9	33	30	90.9
	Sisukumile Secondary School	6110404	2024	1				46	35	76.1	13	13	100.0	13	13	100.0	114	114	100.0	101	83	82.2				101	81	80.2	87	78	89.7	27	16	59.3	27	21	77.8
		6110404	2023	1	6	3	50.0	55	24	43.6	21	16	76.2	21	12	57.1	111	108	97.3	91	65	71.4				91	44	48.4	94	70	74.5	18	12	66.7	16	14	87.5
	Siyabonga Secondary School	6110306	2024	1	23	19	82.6	41	32	78.0	13	13	100.0	12	12	100.0	152	151	99.3	128	127	99.2				99	77	77.8	51	50	98.0	99	54	54.5	101	56	55.4
		6110306	2023	1	12	11	91.7	119	98	82.4	33	24	72.7	12	9	75.0	152	151	99.3	61	57	93.4				119	83	69.7	88	60	68.2	64	39	60.9	58	48	82.8



Province Districts	Centre Name	Centre Number	Exam Date	Quintile	Accounting			Agricultural Sciences			Business Studies			Economics			English First Additional Language			Geography			History			Life Sciences			Mathematical Literacy			Mathematics			Physical Sciences		
					Total Wrote	Achieved 30 - 100%	% Achieved at 30% and Above	Total Wrote	Achieved 30 - 100%	% Achieved at 30% and Above	Total Wrote	Achieved 30 - 100%	% Achieved at 30% and Above	Total Wrote	Achieved 30 - 100%	% Achieved at 30% and Above	Total Wrote	Achieved 30 - 100%	% Achieved at 30% and Above	Total Wrote	Achieved 30 - 100%	% Achieved at 30% and Above	Total Wrote	Achieved 30 - 100%	% Achieved at 30% and Above	Total Wrote	Achieved 30 - 100%	% Achieved at 30% and Above	Total Wrote	Achieved 30 - 100%	% Achieved at 30% and Above	Total Wrote	Achieved 30 - 100%	% Achieved at 30% and Above	Total Wrote	Achieved 30 - 100%	% Achieved at 30% and Above
					GERT SIBANDE	Sizwakele Secondary School	6191601	2024	2	25	17	68.0				175	124	70.9	32	29	90.6	338	338	100.0	246	200	81.3				110	75	68.2	205	175	85.4	135
		6191601	2023	2	13	12	92.3				181	107	59.1	48	16	33.3	328	328	100.0	255	196	76.9				96	69	71.9	219	155	70.8	108	65	60.2	103	66	64.1
	Stanwest Combined School	6191801	2024	4	5	5	100.0				12	12	100.0	12	12	100.0				46	45	97.8				46	44	95.7	22	22	100.0	36	22	61.1	26	23	88.5
		6191801	2023	4	10	7	70.0				20	20	100.0	20	19	95.0				63	62	98.4				64	63	98.4	20	20	100.0	64	39	60.9	45	37	82.2
	T C College	6110410	2024	99	3	2	66.7	11	11	100.0	14	10	71.4	5	2	40.0	41	40	97.6	32	29	90.6				39	27	69.2	22	19	86.4	27	16	59.3	23	16	69.6
	Takheni Secondary School	6110406	2024	1	13	13	100.0	80	76	95.0	13	13	100.0	13	12	92.3	181	181	100.0	168	167	99.4				168	157	93.5	80	78	97.5	101	81	80.2	88	68	77.3
		6110406	2023	1	16	15	93.8	72	67	93.1	16	16	100.0	16	16	100.0	178	178	100.0	162	156	96.3				162	134	82.7	72	68	94.4	106	59	55.7	90	66	73.3
	The Gem Combined School	6120702	2024	1												51	51	100.0	51	50	98.0	25	25	100.0	26	19	73.1	26	26	100.0	25	17	68.0	23	16	69.6	
		6120702	2023	1							4	3	75.0	4	3	75.0	64	63	98.4	60	44	73.3	37	34	91.9	23	14	60.9	41	36	87.8	23	12	52.2	22	13	59.1
	Thistle Grove Combined School	6191502	2024	4	85	61	71.8																		76	64	84.2				105	47	44.8	105	49	46.7	
		6191502	2023	4	152	78	51.3																		129	82	63.6				187	78	41.7	187	76	40.6	
	Thobelani Secondary School	6191808	2024	1	31	27	87.1				101	72	71.3	101	91	90.1	191	191	100.0	86	78	90.7	134	113	84.3	30	29	96.7	159	137	86.2	32	27	84.4	30	30	100.0
		6191808	2023	1	25	19	76.0				90	73	81.1	90	74	82.2	160	160	100.0	66	61	92.4	108	98	90.7	70	39	55.7	129	113	87.6	31	19	61.3	31	31	100.0
	Thomas Nhlabathi Secondary School	6191606	2024	2	136	113	83.1									241	241	100.0	105	101	96.2				241	183	75.9				241	137	56.8	241	141	58.5	
		6191606	2023	2	111	92	82.9									186	186	100.0	75	63	84.0				186	152	81.7				187	124	66.3	186	136	73.1	
	Thuto-Thebe Secondary School	6191804	2024	1	16	16	100.0				16	16	100.0	16	16	100.0	87	87	100.0	71	71	100.0	33	33	100.0	71	59	83.1	33	33	100.0	54	41	75.9	38	34	89.5
		6191804	2023	1	19	17	89.5				19	18	94.7	19	14	73.7	141	141	100.0	122	111	91.0	86	84	97.7	122	42	34.4	86	77	89.5	52	27	51.9	36	19	52.8
	Tshepeha Combined School	6191304	2024	2							60	48	80.0				60	60	100.0				48	38	79.2	60	44	73.3	48	39	81.3	12	10	83.3	12	12	100.0
		6191304	2023	2							51	41	80.4				51	51	100.0				45	41	91.1	51	43	84.3	45	40	88.9	6	6	100.0	6	4	66.7
	Ubuhle Bolwazi Secondary School	6120704	2024	1	16	15	93.8	32	31	96.9	80	53	66.3	16	15	93.8	159	158	99.4	47	38	80.9	111	67	60.4	79	60	75.9	127	90	70.9	32	27	84.4	32	22	68.8
		6120704	2023	1	18	15	83.3	23	22	95.7	62	42	67.7	18	17	94.4	132	132	100.0	46	43	93.5	91	82	90.1	69	61	88.4	109	95	87.2	23	18	78.3	23	14	60.9

Province Districts	Centre Name	Centre Number	Exam Date	Quintile	Accounting			Agricultural Sciences			Business Studies			Economics			English First Additional Language			Geography			History			Life Sciences			Mathematical Literacy			Mathematics			Physical Sciences		
					Total Wrote	Achieved 30 - 100%	% Achieved at 30% and Above	Total Wrote	Achieved 30 - 100%	% Achieved at 30% and Above	Total Wrote	Achieved 30 - 100%	% Achieved at 30% and Above	Total Wrote	Achieved 30 - 100%	% Achieved at 30% and Above	Total Wrote	Achieved 30 - 100%	% Achieved at 30% and Above	Total Wrote	Achieved 30 - 100%	% Achieved at 30% and Above	Total Wrote	Achieved 30 - 100%	% Achieved at 30% and Above	Total Wrote	Achieved 30 - 100%	% Achieved at 30% and Above	Total Wrote	Achieved 30 - 100%	% Achieved at 30% and Above	Total Wrote	Achieved 30 - 100%	% Achieved at 30% and Above	Total Wrote	Achieved 30 - 100%	% Achieved at 30% and Above
					GERT SBANDE	UBUHLEBUZILE SECONDARY SCHOOL	6121010	2024	1				80	69	86.3	41	37	90.2	41	36	87.8	286	284	99.3	148	135	91.2	61	50	82.0	183	161	88.0	182	163	89.6	104
		6121010	2023	1				114	78	68.4	46	33	71.7	46	25	54.3	321	321	100.0	147	142	96.6	51	44	86.3	225	166	73.8	210	173	82.4	111	73	65.8	110	76	69.1
	Umfudlana Combined School	6120903	2024	1				14	13	92.9	14	13	92.9				14	13	92.9	14	12	85.7							9	8	88.9	5	1	20.0			
		6120903	2023	1				16	8	50.0	16	13	81.3				16	16	100.0	16	12	75.0							16	14	87.5						
	Umzimvelo Secondary School	6120701	2024	1													33	33	100.0										29	28	96.6	4	3	75.0	4	3	75.0
		6120701	2023	1													36	36	100.0										34	33	97.1	2	2	100.0	2	2	100.0
	Uthaka Secondary School	6121208	2024	1	31	29	93.5	14	14	100.0	24	22	91.7	24	24	100.0	95	94	98.9	51	49	96.1	31	30	96.8	72	31	43.1	51	49	96.1	45	38	84.4	21	18	85.7
		6121208	2023	1	25	18	72.0	16	14	87.5	13	13	100.0	13	13	100.0	94	93	98.9	53	50	94.3	35	31	88.6	81	39	48.1	53	51	96.2	41	26	63.4	28	19	67.9
	VIOLET JIYANE SECONDARY SCHOOL	6110207	2024	1							15	15	100.0	13	13	100.0	96	96	100.0	80	77	96.3	81	76	93.8	76	53	69.7	77	67	87.0	13	4	30.8			
		6110207	2023	1							24	24	100.0	24	24	100.0	95	95	100.0	71	54	76.1	71	61	85.9	71	32	45.1	71	48	67.6	24	10	41.7			
	Vukubone Secondary School	6121201	2024	1	6	6	100.0				13	13	100.0	13	6	46.2	34	34	100.0	20	20	100.0				21	21	100.0	11	10	90.9	23	20	87.0	21	21	100.0
		6121201	2023	1	16	10	62.5				29	13	44.8	29	11	37.9	81	81	100.0	48	45	93.8				52	37	71.2	19	14	73.7	62	45	72.6	52	50	96.2
	Vukuqhakaze Secondary School	6191603	2024	2	49	40	81.6				66	58	87.9	66	58	87.9	149	149	100.0	65	59	90.8	9	9	100.0	58	53	91.4	91	86	94.5	58	33	56.9	58	46	79.3
		6191603	2023	2	62	24	38.7				63	48	76.2	63	42	66.7	189	189	100.0	97	84	86.6	37	29	78.4	61	33	54.1	128	112	87.5	61	16	26.2	61	35	57.4
	Vukuzenzele Combined School	6121103	2024	2													83	83	100.0	83	76	91.6	59	57	96.6	64	55	85.9	59	55	93.2	24	12	50.0	24	13	54.2
		6121103	2023	2													58	58	100.0	57	52	91.2	44	43	97.7	57	39	68.4	44	43	97.7	14	8	57.1	14	9	64.3
	Warburton Combined School	6120703	2024	2	33	33	100.0										71	71	100.0	38	37	97.4	38	37	97.4	71	67	94.4	38	37	97.4	32	29	90.6	33	33	100.0
		6120703	2023	2	40	35	87.5										68	68	100.0	28	28	100.0	28	28	100.0	68	62	91.2	28	27	96.4	40	32	80.0	40	40	100.0
	Waverley Secondary School	6110307	2024	1													18	18	100.0	18	18	100.0				18	11	61.1	12	12	100.0	4	4	100.0	6	6	100.0
		6110307	2023	1													22	22	100.0	22	21	95.5				22	16	72.7	13	13	100.0	9	9	100.0	10	10	100.0

Province Districts	Centre Name	Centre Number	Exam Date	Quintile	Accounting			Agricultural Sciences			Business Studies			Economics			English First Additional Language			Geography			History			Life Sciences			Mathematical Literacy			Mathematics			Physical Sciences		
					Total Wrote	Achieved 30 - 100%	% Achieved at 30% and Above	Total Wrote	Achieved 30 - 100%	% Achieved at 30% and Above	Total Wrote	Achieved 30 - 100%	% Achieved at 30% and Above	Total Wrote	Achieved 30 - 100%	% Achieved at 30% and Above	Total Wrote	Achieved 30 - 100%	% Achieved at 30% and Above	Total Wrote	Achieved 30 - 100%	% Achieved at 30% and Above	Total Wrote	Achieved 30 - 100%	% Achieved at 30% and Above	Total Wrote	Achieved 30 - 100%	% Achieved at 30% and Above	Total Wrote	Achieved 30 - 100%	% Achieved at 30% and Above	Total Wrote	Achieved 30 - 100%	% Achieved at 30% and Above	Total Wrote	Achieved 30 - 100%	% Achieved at 30% and Above
GERT SIBANDE	ZENDELINGPOST COMBINED SCHOOL	6127102	2024	1				64	27	42.2	60	25	41.7	55	25	45.5	115	114	99.1	75	55	73.3				55	28	50.9	80	53	66.3	35	16	45.7	35	19	54.3
		6127102	2023	1				72	11	15.3	51	6	11.8	32	3	9.4	100	98	98.0	68	48	70.6				49	25	51.0	72	35	48.6	28	18	64.3	28	22	78.6
	Zikhetheleni Secondary School	6191703	2024	1	15	13	86.7				24	22	91.7	15	15	100.0	32	32	100.0	17	16	94.1				17	13	76.5	24	24	100.0	8	5	62.5	8	5	62.5
		6191703	2023	1	11	11	100.0				40	34	85.0	11	11	100.0	63	63	100.0	52	49	94.2				52	43	82.7	40	40	100.0	23	18	78.3	23	23	100.0
	Zinikeleni Secondary School	6110201	2024	2	18	13	72.2	48	45	93.8							118	118	100.0							66	57	86.4				66	38	57.6	48	41	85.4
		6110201	2023	2	13	11	84.6	45	22	48.9							167	167	100.0	75	55	73.3				110	73	66.4	45	24	53.3	65	38	58.5	53	33	62.3
NIKANGALA	ALEX BENJAMIN SECONDARY SCHOOL	6304893	2024	3	29	29	100.0				89	88	98.9	64	64	100.0	175	175	100.0	86	86	100.0	25	25	100.0	86	83	96.5	129	127	98.4	46	38	82.6	42	38	90.5
		6304893	2023	3	11	11	100.0				64	57	89.1	39	31	79.5	125	125	100.0	61	61	100.0	25	25	100.0	61	58	95.1	93	92	98.9	32	30	93.8	26	26	100.0
	Allendale Secondary School	6305303	2024	4	29	23	79.3										22	22	100.0							62	42	67.7				68	47	69.1	68	34	50.0
		6305303	2023	4	21	19	90.5										23	23	100.0							60	51	85.0				64	52	81.3	64	52	81.3
	AUDEAMUS PRIVATE SCHOOL	6305195	2024	99																5	4	80.0				3	3	100.0	5	5	100.0						
		6305195	2023	99																						3	3	100.0	3	3	100.0	1	1	100.0			
	Babutheni Secondary School	6374203	2024	1				32	26	81.3							46	46	100.0	46	40	87.0				20	20	100.0	30	25	83.3	16	12	75.0	14	13	92.9
		6374203	2023	1				31	25	80.6							46	46	100.0	46	36	78.3				17	15	88.2	33	28	84.8	13	10	76.9	15	13	86.7
	Bankfontein Combined School	6304906	2024	1	10	10	100.0				34	31	91.2				45	45	100.0	45	42	93.3							34	29	85.3	11	8	72.7	11	11	100.0
		6304906	2023	1	10	10	100.0				30	30	100.0				42	42	100.0	42	41	97.6							30	28	93.3	12	8	66.7	12	12	100.0
Beestepan Agricultural School	6304707	2024	2							39	19	48.7				46	42	91.3							14	11	78.6	32	24	75.0	14	4	28.6	7	3	42.9	
	6304707	2023	2							36	26	72.2				41	41	100.0							12	9	75.0	31	26	83.9	10	4	40.0	5	5	100.0	
Belfast Akademie	6305003	2024	4	7	6	85.7				18	16	88.9				10	10	100.0	25	24	96.0				26	26	100.0	26	25	96.2	21	19	90.5	18	13	72.2	
	6305003	2023	4	11	8	72.7				32	27	84.4				17	17	100.0	23	23	100.0				20	17	85.0	31	31	100.0	21	18	85.7	16	12	75.0	

Province Districts	Centre Name	Centre Number	Exam Date	Quintile	Accounting			Agricultural Sciences			Business Studies			Economics			English First Additional Language			Geography			History			Life Sciences			Mathematical Literacy			Mathematics			Physical Sciences		
					Total Wrote	Achieved 30 - 100%	% Achieved at 30% and Above	Total Wrote	Achieved 30 - 100%	% Achieved at 30% and Above	Total Wrote	Achieved 30 - 100%	% Achieved at 30% and Above	Total Wrote	Achieved 30 - 100%	% Achieved at 30% and Above	Total Wrote	Achieved 30 - 100%	% Achieved at 30% and Above	Total Wrote	Achieved 30 - 100%	% Achieved at 30% and Above	Total Wrote	Achieved 30 - 100%	% Achieved at 30% and Above	Total Wrote	Achieved 30 - 100%	% Achieved at 30% and Above	Total Wrote	Achieved 30 - 100%	% Achieved at 30% and Above	Total Wrote	Achieved 30 - 100%	% Achieved at 30% and Above	Total Wrote	Achieved 30 - 100%	% Achieved at 30% and Above
					Bingweni Secondary School	6374205	2024	1	11	11	100.0	35	33	94.3	27	19	70.4	27	25	92.6	62	62	100.0	23	22	95.7				35	32	91.4	46	43	93.5	16	12
Bingweni Secondary School	6374205	2023	1	13	11	84.6	45	39	86.7	28	16	57.1	28	20	71.4	73	73	100.0	32	31	96.9				45	34	75.6	48	45	93.8	25	18	72.0	13	12	92.3	
Bonginhlhla Secondary School	6333404	2024	2							52	35	67.3	52	21	40.4	75	75	100.0							23	11	47.8	52	42	80.8	23	7	30.4	23	11	47.8	
Bonginhlhla Secondary School	6333404	2023	2	3	1	33.3				29	17	58.6	32	17	53.1	49	48	98.0							17	13	76.5	32	27	84.4	17	13	76.5	17	15	88.2	
Bonginsimbi Comprehensive School	6305106	2024	2	42	33	78.6										42	42	100.0							42	39	92.9				47	38	80.9	47	32	68.1	
Bonginsimbi Comprehensive School	6305106	2023	2	34	31	91.2										53	53	100.0							62	57	91.9				72	53	73.6	71	39	54.9	
Bongumusa Secondary School	6354004	2024	2							53	53	100.0	53	47	88.7	99	99	100.0	46	46	100.0				46	44	95.7	53	45	84.9	46	35	76.1	46	33	71.7	
Bongumusa Secondary School	6354004	2023	2							43	43	100.0	43	43	100.0	75	75	100.0							32	22	68.8	43	38	88.4	32	14	43.8	32	18	56.3	
BOPHELONG COMMUNITY INDEPENDENT SCH	6353810	2024	99	2	1	50.0				3	1	33.3	3	0	0.0				10	9	90.0				10	6	60.0	2	0	0.0	11	2	18.2	10	1	10.0	
BOPHELONG COMMUNITY INDEPENDENT SCH	6353810	2023	99	1	1	100.0				7	5	71.4	7	5	71.4				6	6	100.0				6	4	66.7	7	7	100.0	6	5	83.3	5	4	80.0	
Botleng Secondary School	6304606	2024	1	22	10	45.5				67	44	65.7	22	19	86.4	126	126	100.0	62	61	98.4	20	20	100.0	54	34	63.0	88	75	85.2	38	15	39.5	38	14	36.8	
Botleng Secondary School	6304606	2023	1	14	4	28.6				36	22	61.1	35	26	74.3	102	101	99.0	39	39	100.0	20	14	70.0	47	31	66.0	64	42	65.6	34	17	50.0	36	24	66.7	
Buhlebesizwe Secondary School	6354103	2024	1	13	5	38.5				81	63	77.8	29	28	96.6	114	114	100.0	85	81	95.3				33	30	90.9	90	83	92.2	24	16	66.7	24	17	70.8	
Buhlebesizwe Secondary School	6354103	2023	1	26	15	57.7				123	62	50.4	42	37	88.1	169	169	100.0	126	68	54.0				46	20	43.5	137	107	78.1	32	11	34.4	27	14	51.9	
Cibiliza Secondary School	6353702	2024	3				9	9	100.0	20	12	60.0				38	38	100.0	29	13	44.8				18	10	55.6	29	19	65.5	9	3	33.3	9	6	66.7	
Cibiliza Secondary School	6353702	2023	3				27	20	74.1	29	14	48.3				60	60	100.0	33	11	33.3				31	19	61.3	33	19	57.6	27	5	18.5	27	14	51.9	
CORONATION SECONDARY SCHOOL	6305194	2024	2	16	14	87.5				55	44	80.0	55	54	98.2	189	188	99.5	42	42	100.0	144	140	97.2	46	45	97.8	198	168	84.8	46	39	84.8	46	30	65.2	
CORONATION SECONDARY SCHOOL	6305194	2023	2	17	14	82.4				69	48	69.6	51	42	82.4	165	165	100.0	85	78	91.8	90	66	73.3	60	52	86.7	158	124	78.5	62	45	72.6	60	44	73.3	
D M Motsaosele Secondary School	6305209	2024	2	12	9	75.0				139	125	89.9				176	176	100.0	163	145	89.0				37	37	100.0	112	101	90.2	63	55	87.3	60	51	85.0	
D M Motsaosele Secondary School	6305209	2023	2	14	13	92.9				108	96	88.9				146	146	100.0	132	117	88.6				38	31	81.6	85	69	81.2	59	50	84.7	53	45	84.9	



Province Districts	Centre Name	Centre Number	Exam Date	Quintile	Accounting			Agricultural Sciences			Business Studies			Economics			English First Additional Language			Geography			History			Life Sciences			Mathematical Literacy			Mathematics			Physical Sciences		
					Total Wrote	Achieved 30 - 100%	% Achieved at 30% and Above	Total Wrote	Achieved 30 - 100%	% Achieved at 30% and Above	Total Wrote	Achieved 30 - 100%	% Achieved at 30% and Above	Total Wrote	Achieved 30 - 100%	% Achieved at 30% and Above	Total Wrote	Achieved 30 - 100%	% Achieved at 30% and Above	Total Wrote	Achieved 30 - 100%	% Achieved at 30% and Above	Total Wrote	Achieved 30 - 100%	% Achieved at 30% and Above	Total Wrote	Achieved 30 - 100%	% Achieved at 30% and Above	Total Wrote	Achieved 30 - 100%	% Achieved at 30% and Above	Total Wrote	Achieved 30 - 100%	% Achieved at 30% and Above	Total Wrote	Achieved 30 - 100%	% Achieved at 30% and Above
					EMALAHLENIZ EXAM CENTRE	6305310	2024	99	8	7	87.5				12	10	83.3				9	9	100.0	9	9	100.0	9	9	100.0	10	8	80.0	17	17	100.0	5	4
Empucukweni Secondary School	6305203	2024	2	13	12	92.3				33	32	97.0	33	32	97.0	182	182	100.0	52	52	100.0	97	95	97.9	52	51	98.1	141	137	97.2	41	38	92.7	41	41	100.0	
	6305203	2023	2	5	4	80.0				9	9	100.0	9	9	100.0	128	128	100.0	82	75	91.5	63	61	96.8	56	46	82.1	72	69	95.8	56	32	57.1	56	52	92.9	
Entokozweni Secondary School	6353601	2023	3				37	31	83.8	112	72	64.3	48	24	50.0	191	191	100.0	106	64	60.4				79	55	69.6	154	115	74.7	37	28	75.7	37	29	78.4	
Extension K Secondary School	6354003	2024	2	12	4	33.3				37	27	73.0	37	20	54.1	37	36	97.3										25	22	88.0	12	1	8.3				
	6354003	2023	2	20	6	30.0				48	28	58.3	48	23	47.9	48	46	95.8									28	18	64.3	20	2	10.0					
F H MKHABELA SECONDARY SCHOOL	6305210	2024	2	13	13	100.0				54	42	77.8	54	40	74.1	134	134	100.0	67	64	95.5	36	34	94.4	44	43	97.7	90	67	74.4	44	29	65.9	44	40	90.9	
	6305210	2023	2	7	7	100.0				135	69	51.1	136	68	50.0	179	178	99.4	43	42	97.7				43	43	100.0	136	97	71.3	43	28	65.1	36	31	86.1	
Gekombineerde Skool Hendrina	6304804	2024	4	8	8	100.0				34	29	85.3				7	7	100.0	16	15	93.8				12	11	91.7	45	45	100.0	14	14	100.0	11	10	90.9	
	6304804	2023	4	6	6	100.0				27	24	88.9				5	5	100.0	13	13	100.0				14	13	92.9	36	36	100.0	11	11	100.0	7	7	100.0	
Gekombineerde Skool Ogies	6305206	2024	4							26	25	96.2							25	25	100.0	0	0		16	16	100.0	28	26	92.9	14	14	100.0	14	14	100.0	
	6305206	2023	4							23	22	95.7							30	30	100.0				16	16	100.0	23	22	95.7	17	14	82.4	17	17	100.0	
Gobolibi Secondary School	6374305	2024	1	18	15	83.3							18	18	100.0	46	46	100.0	28	27	96.4				28	27	96.4	34	34	100.0	12	10	83.3	12	10	83.3	
	6374305	2023	1	13	7	53.8							10	10	100.0	50	50	100.0	37	36	97.3				40	33	82.5	36	36	100.0	14	14	100.0	14	14	100.0	
GRACE CHRISTIAN PRIVATE SCHOOL	6333413	2024	99	3	3	100.0	16	16	100.0	8	8	100.0	5	5	100.0				16	16	100.0				18	16	88.9	18	18	100.0	6	5	83.3	3	1	33.3	
	6333413	2023	99	5	5	100.0	14	11	78.6	14	14	100.0	9	9	100.0				24	23	95.8				29	24	82.8	15	14	93.3	23	19	82.6	15	15	100.0	
Greendale School	6305302	2024	4	17	14	82.4				33	29	87.9							39	36	92.3				30	29	96.7	41	41	100.0	29	28	96.6	25	24	96.0	
	6305302	2023	4	29	17	58.6				48	27	56.3							64	34	53.1				53	44	83.0	63	57	90.5	57	32	56.1	46	35	76.1	

Province Districts	Centre Name	Centre Number	Exam Date	Quintile	Accounting			Agricultural Sciences			Business Studies			Economics			English First Additional Language			Geography			History			Life Sciences			Mathematical Literacy			Mathematics			Physical Sciences		
					Total Wrote	Achieved 30 - 100%	% Achieved at 30% and Above	Total Wrote	Achieved 30 - 100%	% Achieved at 30% and Above	Total Wrote	Achieved 30 - 100%	% Achieved at 30% and Above	Total Wrote	Achieved 30 - 100%	% Achieved at 30% and Above	Total Wrote	Achieved 30 - 100%	% Achieved at 30% and Above	Total Wrote	Achieved 30 - 100%	% Achieved at 30% and Above	Total Wrote	Achieved 30 - 100%	% Achieved at 30% and Above	Total Wrote	Achieved 30 - 100%	% Achieved at 30% and Above	Total Wrote	Achieved 30 - 100%	% Achieved at 30% and Above	Total Wrote	Achieved 30 - 100%	% Achieved at 30% and Above	Total Wrote	Achieved 30 - 100%	% Achieved at 30% and Above
					6374202	2024	1	16	14	87.5	16	12	75.0						75	74	98.7	45	42	93.3				75	56	74.7				75	46	61.3	73
6374202	2023	1	50	25	50.0	65	39	60.0	67	39	58.2	31	15	48.4	201	201	100.0	125	97	77.6				101	74	73.3	99	78	78.8	102	62	60.8	94	51	54.3		
Hlanganani Secondary School	6333502	2024	1			70	60	85.7	18	17	94.4	18	17	94.4	88	88	100.0							70	53	75.7	76	70	92.1	12	10	83.3	12	10	83.3		
	6333502	2023	1	6	6	100.0	69	49	71.0	28	26	92.9	28	21	75.0	97	97	100.0						69	36	52.2	64	51	79.7	33	22	66.7	30	21	70.0		
Hlomani Secondary School	6353605	2024	1	23	22	95.7	32	32	100.0						55	55	100.0							55	54	98.2				55	54	98.2	55	36	65.5		
	6353605	2023	1	39	27	69.2	30	19	63.3						69	69	100.0							69	52	75.4				69	47	68.1	69	38	55.1		
Hlonipha Secondary School	6353806	2024	2			17	17	100.0	25	10	40.0	17	7	41.2	74	74	100.0	32	30	93.8	26	23	88.5	31	26	83.9	43	32	74.4	31	12	38.7	30	17	56.7		
	6353806	2023	2	6	5	83.3	18	15	83.3	70	20	28.6	17	12	70.6	133	131	98.5	46	18	39.1	90	29	32.2	27	22	81.5	101	57	56.4	33	13	39.4	27	20	74.1	
Hluzingqondo Secondary School	6353707	2024	3	3	3	100.0	60	43	71.7	29	25	86.2	13	10	76.9	109	108	99.1	36	26	72.2				80	41	51.3	89	67	75.3	21	9	42.9	26	15	57.7	
	6353707	2023	3	7	7	100.0	59	49	83.1	50	33	66.0	22	14	63.6	122	121	99.2	42	20	47.6				73	44	60.3	96	67	69.8	27	14	51.9	22	18	81.8	
Hoërskool Delmas	6304605	2024	4	28	26	92.9	30	26	86.7	47	41	87.2				66	66	100.0	33	31	93.9				36	34	94.4	86	86	100.0	26	21	80.8	19	14	73.7	
	6304605	2023	4	11	11	100.0	16	16	100.0	40	29	72.5				67	67	100.0	41	40	97.6				45	36	80.0	70	70	100.0	35	30	85.7	28	28	100.0	
Hoërskool Generaal Hertzog	6305107	2024	4	36	32	88.9				100	96	96.0				36	36	100.0	46	46	100.0				103	93	90.3	115	114	99.1	89	85	95.5	63	57	90.5	
	6305107	2023	4	33	33	100.0				77	66	85.7				56	56	100.0	73	67	91.8	1	1	100.0	81	72	88.9	106	103	97.2	82	69	84.1	61	60	98.4	
Hoërskool Kanonkop	6304902	2024	4	26	26	100.0				35	35	100.0				50	50	100.0	7	7	100.0				31	28	90.3	49	49	100.0	40	38	95.0	34	26	76.5	
	6304902	2023	4	26	25	96.2				40	38	95.0				50	50	100.0	21	20	95.2				35	31	88.6	56	56	100.0	42	41	97.6	28	28	100.0	
Hoërskool Kriel	6305306	2024	4	13	12	92.3				85	73	85.9				13	13	100.0	34	34	100.0				48	37	77.1	82	81	98.8	43	34	79.1	36	26	72.2	
	6305306	2023	4	16	15	93.8				123	93	75.6				12	12	100.0	59	56	94.9				47	35	74.5	120	108	90.0	45	29	64.4	29	26	89.7	
Hoërskool Middelburg	6304702	2024	4	32	32	100.0				87	84	96.6				144	144	100.0	38	38	100.0				75	75	100.0	125	125	100.0	123	121	98.4	83	77	92.8	
	6304702	2023	4	31	31	100.0				65	64	98.5				104	104	100.0	28	28	100.0				62	61	98.4	102	102	100.0	89	87	97.8	63	61	96.8	



Province Districts	Centre Name	Centre Number	Exam Date	Quintile	Accounting			Agricultural Sciences			Business Studies			Economics			English First Additional Language			Geography			History			Life Sciences			Mathematical Literacy			Mathematics			Physical Sciences		
					Total Wrote	Achieved 30 - 100%	% Achieved at 30% and Above	Total Wrote	Achieved 30 - 100%	% Achieved at 30% and Above	Total Wrote	Achieved 30 - 100%	% Achieved at 30% and Above	Total Wrote	Achieved 30 - 100%	% Achieved at 30% and Above	Total Wrote	Achieved 30 - 100%	% Achieved at 30% and Above	Total Wrote	Achieved 30 - 100%	% Achieved at 30% and Above	Total Wrote	Achieved 30 - 100%	% Achieved at 30% and Above	Total Wrote	Achieved 30 - 100%	% Achieved at 30% and Above	Total Wrote	Achieved 30 - 100%	% Achieved at 30% and Above	Total Wrote	Achieved 30 - 100%	% Achieved at 30% and Above			
					Hoërskool Patriot	6305204	2024	5	47	40	85.1	20	19	95.0	131	120	91.6				16	16	100.0	30	29	96.7				46	45	97.8	135	135	100.0	38	37
	6305204	2023	5	19	18	94.7	28	26	92.9	126	107	84.9				11	11	100.0							78	64	82.1	130	129	99.2	37	36	97.3	26	26	100.0	
HOËRSKOOL REYNOPARK	6305309	2024	4	14	13	92.9				40	36	90.0							18	17	94.4				20	18	90.0	37	37	100.0	14	12	85.7	13	9	69.2	
	6305309	2023	4	24	22	91.7				69	43	62.3							46	27	58.7				47	33	70.2	77	70	90.9	27	14	51.9	22	20	90.9	
HTS Middelburg	6304704	2024	4	19	19	100.0				43	34	79.1				191	191	100.0	31	31	100.0				55	49	89.1	86	86	100.0	90	83	92.2	75	63	84.0	
	6304704	2023	4	15	15	100.0				31	25	80.6				155	155	100.0	16	16	100.0				38	33	86.8	71	71	100.0	62	54	87.1	46	41	89.1	
HTS Witbank	6305103	2024	4	21	21	100.0				59	53	89.8				130	130	100.0	48	47	97.9				80	71	88.8	96	93	96.9	68	66	97.1	62	61	98.4	
	6305103	2023	4	16	15	93.8				59	48	81.4				154	154	100.0	36	34	94.4				77	72	93.5	94	94	100.0	70	65	92.9	60	58	96.7	
llanga Secondary School	6305307	2024	1							78	54	69.2	94	48	51.1	131	128	97.7							53	31	58.5	78	63	80.8	53	26	49.1	53	22	41.5	
	6305307	2023	1							51	31	60.8	97	43	44.3	95	91	95.8							46	29	63.0	51	36	70.6	46	28	60.9	46	26	56.5	
Imemeza Secondary School	6305006	2024	2							19	18	94.7	19	18	94.7	63	63	100.0	63	61	96.8				43	35	81.4	19	14	73.7	42	20	47.6	44	35	79.5	
	6305006	2023	2							18	16	88.9	18	16	88.9	50	50	100.0	50	44	88.0				31	26	83.9	18	16	88.9	32	18	56.3	32	24	75.0	
INTUTHUKO SECONDARY SCHOOL	6337209	2024	1	7	5	71.4	19	19	100.0	5	5	100.0	5	4	80.0	26	26	100.0							21	21	100.0				24	16	66.7	21	19	90.5	
	6337209	2023	1	9	7	77.8	57	44	77.2	9	8	88.9	9	8	88.9	65	65	100.0							57	46	80.7				66	30	45.5	57	27	47.4	
Khamane Secondary School	6374306	2024	2	27	27	100.0										72	72	100.0							72	68	94.4				72	44	61.1	72	60	83.3	
	6374306	2023	2	12	12	100.0	79	67	84.8							106	106	100.0							106	83	78.3				106	48	45.3	106	66	62.3	
Khayalami Secondary School	6305007	2024	3	61	16	26.2				134	94	70.1	61	46	75.4	212	211	99.5	116	77	66.4				113	56	49.6	131	95	72.5	81	35	43.2	78	32	41.0	
	6305007	2023	3	43	26	60.5				99	74	74.7	43	42	97.7	146	145	99.3	90	61	67.8				60	41	68.3	87	78	89.7	58	22	37.9	47	31	66.0	
King Makhosonke li Secondary School	6353904	2024	2	25	13	52.0	7	5	71.4	151	56	37.1	25	19	76.0	252	252	100.0	226	150	66.4				94	55	58.5	195	130	66.7	55	21	38.2	61	25	41.0	
	6353904	2023	2	22	13	59.1	150	49	32.7	85	32	37.6	22	13	59.1	281	279	99.3	258	135	52.3				44	31	70.5	249	151	60.6	33	14	42.4	83	29	34.9	

Province Districts	Centre Name	Centre Number	Exam Date	Quintile	Accounting			Agricultural Sciences			Business Studies			Economics			English First Additional Language			Geography			History			Life Sciences			Mathematical Literacy			Mathematics			Physical Sciences		
					Total Wrote	Achieved 30 - 100%	% Achieved at 30% and Above	Total Wrote	Achieved 30 - 100%	% Achieved at 30% and Above	Total Wrote	Achieved 30 - 100%	% Achieved at 30% and Above	Total Wrote	Achieved 30 - 100%	% Achieved at 30% and Above	Total Wrote	Achieved 30 - 100%	% Achieved at 30% and Above	Total Wrote	Achieved 30 - 100%	% Achieved at 30% and Above	Total Wrote	Achieved 30 - 100%	% Achieved at 30% and Above	Total Wrote	Achieved 30 - 100%	% Achieved at 30% and Above	Total Wrote	Achieved 30 - 100%	% Achieved at 30% and Above	Total Wrote	Achieved 30 - 100%	% Achieved at 30% and Above	Total Wrote	Achieved 30 - 100%	% Achieved at 30% and Above
					6305211	2023	99	4	4	100.0				11	11	100.0				7	7	100.0	11	10	90.9	11	11	100.0	7	7	100.0	13	13	100.0	6	5	83.3
Klipspruit Combined School	6305008	2024	1						33	27	81.8	32	27	84.4	46	46	100.0	12	12	100.0				13	13	100.0	33	33	100.0	12	9	75.0	10	7	70.0		
	6305008	2023	1						23	21	91.3	23	21	91.3	35	35	100.0	35	33	94.3				12	12	100.0	23	21	91.3	12	4	33.3	12	8	66.7		
Kopanang Secondary School	6305102	2024	2	17	17	100.0			27	23	85.2	27	23	85.2	114	114	100.0	97	93	95.9				87	52	59.8	68	64	94.1	46	30	65.2	34	20	58.8		
	6305102	2023	2	9	9	100.0			25	21	84.0	25	20	80.0	112	112	100.0	103	95	92.2				87	55	63.2	65	62	95.4	47	35	74.5	34	23	67.6		
Kwamanala Secondary School	6374207	2024	2	23	16	69.6	75	52	69.3	23	19	82.6	23	18	78.3	141	141	100.0	97	81	83.5				43	43	100.0	79	57	72.2	62	30	48.4	43	37	86.0	
	6374207	2023	2	33	24	72.7	125	35	28.0	33	25	75.8	33	18	54.5	217	217	100.0	147	84	57.1				58	50	86.2	144	88	61.1	73	26	35.6	58	34	58.6	
Kwamhlanga Secondary School	6353902	2024	2	61	58	95.1									175	175	100.0	114	112	98.2				175	157	89.7				175	130	74.3	175	116	66.3		
	6353902	2023	2	61	60	98.4									142	142	100.0	82	80	97.6				143	137	95.8				143	110	76.9	143	110	76.9		
Kwandebele Science Combined School	6333409	2024	2												127	127	100.0							127	126	99.2				127	119	93.7	127	124	97.6		
	6333409	2023	2												141	141	100.0							141	110	78.0				141	112	79.4	141	112	79.4		
Kwazamokuhle Secondary School	6304805	2024	2	12	11	91.7	16	16	100.0	63	61	96.8	57	53	93.0	157	157	100.0	32	32	100.0	27	26	96.3	49	45	91.8	123	114	92.7	34	33	97.1	34	31	91.2	
	6304805	2023	2	6	3	50.0	9	9	100.0	44	36	81.8	17	15	88.2	168	168	100.0	57	52	91.2	41	38	92.7	42	41	97.6	129	116	89.9	39	28	71.8	38	26	68.4	
LD Moetanalo Secondary School	6304708	2024	3	27	26	96.3	16	16	100.0	41	38	92.7	27	26	96.3	178	178	100.0	135	114	84.4	121	87	71.9	16	15	93.8	158	132	83.5	20	18	90.0	16	13	81.3	
	6304708	2023	3	23	23	100.0	30	27	90.0	37	32	86.5	23	22	95.7	168	168	100.0	116	90	77.6	103	66	64.1	30	24	80.0	136	100	73.5	34	29	85.3	30	26	86.7	
Lehlabile Secondary School	6374302	2024	1						21	15	71.4				51	51	100.0	51	33	64.7				30	25	83.3	43	35	81.4	8	6	75.0	6	2	33.3		
	6374302	2023	1						14	10	71.4	21	7	33.3	56	55	98.2	42	20	47.6				35	18	51.4	43	28	65.1	13	2	15.4	12	4	33.3		
Lehlaka Combined School	6305301	2024	3						58	44	75.9	20	13	65.0	70	68	97.1	50	30	60.0				12	10	83.3	58	39	67.2	12	8	66.7	12	10	83.3		
	6305301	2023	3						58	46	79.3	69	38	55.1	69	69	100.0							69	19	27.5	57	40	70.2	12	8	66.7	11	10	90.9		
Leonard Ntshuntshe Secondary School	6305207	2024	2	15	14	93.3				45	44	97.8	45	39	86.7	141	141	100.0	91	81	89.0	75	70	93.3	21	21	100.0	120	108	90.0	21	20	95.2	21	18	85.7	
	6305207	2023	2	39	34	87.2				68	46	67.6	68	39	57.4	200	200	100.0	104	94	90.4	55	48	87.3	77	73	94.8	123	109	88.6	77	71	92.2	77	65	84.4	



Province Districts	Centre Name	Centre Number	Exam Date	Quintile	Accounting			Agricultural Sciences			Business Studies			Economics			English First Additional Language			Geography			History			Life Sciences			Mathematical Literacy			Mathematics			Physical Sciences		
					Total Wrote	Achieved 30 - 100%	% Achieved at 30% and Above	Total Wrote	Achieved 30 - 100%	% Achieved at 30% and Above	Total Wrote	Achieved 30 - 100%	% Achieved at 30% and Above	Total Wrote	Achieved 30 - 100%	% Achieved at 30% and Above	Total Wrote	Achieved 30 - 100%	% Achieved at 30% and Above	Total Wrote	Achieved 30 - 100%	% Achieved at 30% and Above	Total Wrote	Achieved 30 - 100%	% Achieved at 30% and Above	Total Wrote	Achieved 30 - 100%	% Achieved at 30% and Above	Total Wrote	Achieved 30 - 100%	% Achieved at 30% and Above	Total Wrote	Achieved 30 - 100%	% Achieved at 30% and Above	Total Wrote	Achieved 30 - 100%	% Achieved at 30% and Above
					Makause Combined School	6305304	2024	2	25	23	92.0				62	62	100.0				83	83	100.0	58	56	96.6				21	21	100.0	62	60	96.8	21	21
	6305304	2023	2	23	19	82.6				96	82	85.4				136	136	100.0	114	106	93.0				41	29	70.7	96	84	87.5	41	41	100.0	41	41	100.0	
MAKHOSANA SECONDARY SCHOOL	6337203	2024	1							11	11	100.0				58	57	98.3	58	54	93.1				15	14	93.3	43	37	86.0	15	9	60.0	15	14	93.3	
	6337203	2023	1							32	18	56.3				77	76	98.7	77	61	79.2				16	13	81.3	61	47	77.0	16	5	31.3	16	14	87.5	
Malatse Secondary School	6374301	2024	1				22	20	90.9							55	55	100.0	55	50	90.9	23	18	78.3	55	37	67.3	45	41	91.1	10	7	70.0	10	5	50.0	
	6374301	2023	1				31	21	67.7							53	53	100.0	53	44	83.0	12	9	75.0	53	35	66.0	43	38	88.4	10	5	50.0	10	7	70.0	
Malebo Secondary School	6374204	2024	2	4	3	75.0	34	19	55.9	16	12	75.0	16	11	68.8	47	47	100.0	31	25	80.6				31	19	61.3	37	32	86.5	10	8	80.0	9	7	77.8	
	6374204	2023	2	6	6	100.0	33	21	63.6	16	14	87.5	16	14	87.5	47	47	100.0	31	24	77.4				31	22	71.0	36	33	91.7	11	4	36.4	8	5	62.5	
Mandlethu Senior Secondary School	6354001	2024	2	11	8	72.7				124	101	81.5	124	89	71.8	124	124	100.0										121	94	77.7	3	2	66.7				
	6354001	2023	2	16	14	87.5				131	97	74.0	131	91	69.5	131	131	100.0										122	85	69.7	9	7	77.8				
Manoka Secondary School	6374403	2024	2				19	16	84.2	19	13	68.4	19	9	47.4	38	38	100.0	9	8	88.9				19	16	84.2	28	22	78.6	10	8	80.0	10	8	80.0	
	6374403	2023	2				43	16	37.2	32	28	87.5				49	49	100.0	32	22	68.8				17	5	29.4	32	29	90.6	17	3	17.6	17	7	41.2	
MAPALA COMBINED SCHOOL	6374405	2024	1													35	35	100.0							35	35	100.0				35	26	74.3	35	30	85.7	
Marhagi Secondary School	6353607	2024	2	16	13	81.3				81	49	60.5	16	14	87.5	115	115	100.0	99	89	89.9				34	33	97.1	82	77	93.9	33	27	81.8	21	20	95.2	
	6353607	2023	2	22	18	81.8				119	32	26.9	22	21	95.5	157	157	100.0	134	67	50.0				38	23	60.5	119	87	73.1	38	9	23.7	38	11	28.9	
MARIDILI FET	6354007	2024	2	15	10	66.7				55	38	69.1	55	34	61.8	55	53	96.4									40	31	77.5	15	3	20.0					
	6354007	2023	2	25	16	64.0				75	51	68.0	75	41	54.7	75	71	94.7									50	37	74.0	25	5	20.0					
MATIMBA SECONDARY SCHOOL	6353906	2024	2	18	11	61.1				42	39	92.9	43	17	39.5	181	181	100.0	120	104	86.7	102	102	100.0	138	91	65.9	140	129	92.1	40	37	92.5	36	29	80.6	
	6353906	2023	2	13	9	69.2				33	31	93.9	33	17	51.5	202	202	100.0	127	106	83.5	132	129	97.7	169	89	52.7	158	140	88.6	44	44	100.0	37	33	89.2	

Province Districts	Centre Name	Centre Number	Exam Date	Quintile	Accounting			Agricultural Sciences			Business Studies			Economics			English First Additional Language			Geography			History			Life Sciences			Mathematical Literacy			Mathematics			Physical Sciences		
					Total Wrote	Achieved 30 - 100%	% Achieved at 30% and Above	Total Wrote	Achieved 30 - 100%	% Achieved at 30% and Above	Total Wrote	Achieved 30 - 100%	% Achieved at 30% and Above	Total Wrote	Achieved 30 - 100%	% Achieved at 30% and Above	Total Wrote	Achieved 30 - 100%	% Achieved at 30% and Above	Total Wrote	Achieved 30 - 100%	% Achieved at 30% and Above	Total Wrote	Achieved 30 - 100%	% Achieved at 30% and Above	Total Wrote	Achieved 30 - 100%	% Achieved at 30% and Above	Total Wrote	Achieved 30 - 100%	% Achieved at 30% and Above	Total Wrote	Achieved 30 - 100%	% Achieved at 30% and Above	Total Wrote	Achieved 30 - 100%	% Achieved at 30% and Above
					Mayisha Secondary School	6333508	2024	2	4	4	100.0	28	26	92.9						61	61	100.0							55	47	85.5	32	32	100.0	29	27	93.1
	6333508	2023	2	8	8	100.0	119	47	39.5						176	172	97.7							142	57	40.1	121	86	71.1	43	36	83.7	55	32	58.2		
Mbalenhle Secondary School	6354106	2024	1	46	34	73.9									63	63	100.0	17	11	64.7				63	53	84.1				63	50	79.4	63	43	68.3		
	6354106	2023	1	23	19	82.6									99	99	100.0	76	52	68.4				99	56	56.6				99	66	66.7	99	50	50.5		
MBUDUMA SECONDARY SCHOOL	6374209	2024	2	11	5	45.5	23	20	87.0	11	9	81.8	21	18	85.7	34	34	100.0	23	20	87.0				13	9	69.2	30	30	100.0	4	2	50.0				
Mbulawa Secondary School	6374201	2024	1												73	73	100.0	74	59	79.7				71	35	49.3	51	43	84.3	23	15	65.2	22	11	50.0		
	6374201	2023	1												86	84	97.7	73	58	79.5				19	19	100.0	68	59	86.8	18	10	55.6	13	13	100.0		
Mehlwana Secondary School	6305208	2024	2	11	10	90.9				48	35	72.9	11	10	90.9	102	102	100.0						31	31	100.0	60	54	90.0	42	30	71.4	31	29	93.5		
	6305208	2023	2	12	9	75.0				86	51	59.3	12	10	83.3	119	119	100.0						33	29	87.9	74	53	71.6	45	19	42.2	33	29	87.9		
Mgudlwa Secondary School	6353603	2024	1	34	20	58.8	80	37	46.3	34	24	70.6	34	27	79.4	126	126	100.0	61	57	93.4				31	31	100.0	95	92	96.8	31	26	83.9	31	30	96.8	
	6353603	2023	1	38	22	57.9	94	37	39.4	38	27	71.1	38	27	71.1	158	158	100.0	66	54	81.8				55	46	83.6	104	87	83.7	55	38	69.1	55	46	83.6	
Middelburg Combined School	6304806	2024	4	5	5	100.0				52	33	63.5										49	43	87.8	22	22	100.0	73	66	90.4	26	17	65.4	23	21	91.3	
	6304806	2023	4	15	7	46.7				54	39	72.2										44	43	97.7	28	26	92.9	58	48	82.8	36	24	66.7	28	23	82.1	
Middelburg Muslim School	6304891	2024	99	17	17	100.0				7	7	100.0							14	14	100.0				24	24	100.0	4	4	100.0	26	26	100.0	19	17	89.5	
	6304891	2023	99	16	15	93.8				10	10	100.0							6	6	100.0				14	14	100.0				23	17	73.9	13	12	92.3	
Mkhephuli Secondary School	6353606	2024	1							11	11	100.0	11	11	100.0	45	45	100.0	34	34	100.0				34	32	94.1	22	21	95.5	23	18	78.3	22	21	95.5	
	6353606	2023	1							26	17	65.4	26	20	76.9	71	71	100.0	45	30	66.7				45	20	44.4	53	39	73.6	18	9	50.0	13	8	61.5	
Mkhulu Combined School	6304904	2024	1							16	15	93.8	16	13	81.3	155	154	99.4	90	76	84.4	49	38	77.6	55	44	80.0	138	118	85.5	18	13	72.2	18	15	83.3	
	6304904	2023	1							15	13	86.7	15	11	73.3	112	112	100.0	75	43	57.3	22	13	59.1	29	25	86.2	92	59	64.1	20	14	70.0	14	14	100.0	

Province Districts	Centre Name	Centre Number	Exam Date	Quintile	Accounting			Agricultural Sciences			Business Studies			Economics			English First Additional Language			Geography			History			Life Sciences			Mathematical Literacy			Mathematics			Physical Sciences		
					Total Wrote	Achieved 30 - 100%	% Achieved at 30% and Above	Total Wrote	Achieved 30 - 100%	% Achieved at 30% and Above	Total Wrote	Achieved 30 - 100%	% Achieved at 30% and Above	Total Wrote	Achieved 30 - 100%	% Achieved at 30% and Above	Total Wrote	Achieved 30 - 100%	% Achieved at 30% and Above	Total Wrote	Achieved 30 - 100%	% Achieved at 30% and Above	Total Wrote	Achieved 30 - 100%	% Achieved at 30% and Above	Total Wrote	Achieved 30 - 100%	% Achieved at 30% and Above	Total Wrote	Achieved 30 - 100%	% Achieved at 30% and Above	Total Wrote	Achieved 30 - 100%	% Achieved at 30% and Above	Total Wrote	Achieved 30 - 100%	% Achieved at 30% and Above
					Mkhutshwa Secondary School	6353807	2024	2							20	15	75.0				54	54	100.0	54	47	87.0						20	19	95.0	34	18	52.9
	6353807	2023	2													33	33	100.0	33	29	87.9									33	18	54.5	33	22	66.7		
Mmametlhake Secondary School	6374404	2024	1	17	11	64.7	31	30	96.8	8	7	87.5				48	48	100.0						40	32	80.0	21	20	95.2	27	11	40.7	25	24	96.0		
	6374404	2023	1	16	12	75.0	45	41	91.1	10	6	60.0	10	6	60.0	79	79	100.0	15	13	86.7			70	59	84.3	24	22	91.7	55	21	38.2	50	35	70.0		
Mmashadi Secondary School	6333407	2024	1	43	24	55.8	28	28	100.0	43	38	88.4	43	31	72.1	104	104	100.0	61	59	96.7			61	51	83.6	67	67	100.0	37	24	64.9	33	22	66.7		
	6333407	2023	1	25	21	84.0	23	23	100.0	25	24	96.0	25	25	100.0	68	68	100.0	43	43	100.0			43	37	86.0	42	42	100.0	26	20	76.9	20	19	95.0		
Moepi Secondary School	6374304	2024	2				51	45	88.2							51	51	100.0	43	36	83.7			43	41	95.3	43	40	93.0	8	7	87.5	8	8	100.0		
	6374304	2023	2				50	39	78.0							50	50	100.0	36	29	80.6			42	30	71.4	37	35	94.6	7	5	71.4	10	3	30.0		
MOGOBOSHENG SECONDARY SCHOOL	6337207	2024	1				20	20	100.0							20	20	100.0						20	20	100.0				20	15	75.0	20	19	95.0		
	6337207	2023	1				25	20	80.0							25	25	100.0						25	20	80.0				25	14	56.0	25	19	76.0		
Mokebe Secondary School	6333506	2024	1	21	19	90.5				22	22	100.0	22	21	95.5	125	125	100.0	99	99	100.0	74	74	100.0	96	84	87.5	94	89	94.7	31	31	100.0	27	21	77.8	
	6333506	2023	1	11	11	100.0				16	15	93.8	16	15	93.8	115	115	100.0	96	96	100.0	64	64	100.0	98	94	95.9	74	69	93.2	38	38	100.0	32	32	100.0	
MOLEBYE COMBINED SCHOOL	6374506	2024	1	10	9	90.0	26	26	100.0	17	16	94.1	5	5	100.0	50	50	100.0	33	33	100.0			33	33	100.0	23	23	100.0	27	19	70.4	26	20	76.9		
	6374506	2023	1	14	8	57.1	13	11	84.6	24	17	70.8	12	8	66.7	50	50	100.0	35	35	100.0			26	25	96.2	20	18	90.0	30	17	56.7	26	15	57.7		
Morelig Combined School	6305005	2024	2							34	17	50.0	32	28	87.5	54	54	100.0	20	17	85.0			20	19	95.0	30	22	73.3	20	8	40.0	20	9	45.0		
	6305005	2023	2	9	9	100.0				23	20	87.0	25	23	92.0	46	46	100.0	21	20	95.2			21	20	95.2	22	20	90.9	22	8	36.4	20	18	90.0		
MOSES MAGAGULA	6304909	2023	99							5	2	40.0												0	0					0	0						
Mphalali Secondary School	6353602	2024	3				52	35	67.3							57	57	100.0	34	33	97.1			17	17	100.0	35	32	91.4	23	11	47.8	23	13	56.5		
	6353602	2023	3				21	9	42.9	51	30	58.8				85	85	100.0	51	45	88.2			21	13	61.9	51	44	86.3	21	5	23.8	21	9	42.9		

Province Districts	Centre Name	Centre Number	Exam Date	Quintile	Accounting			Agricultural Sciences			Business Studies			Economics			English First Additional Language			Geography			History			Life Sciences			Mathematical Literacy			Mathematics			Physical Sciences		
					Total Wrote	Achieved 30 - 100%	% Achieved at 30% and Above	Total Wrote	Achieved 30 - 100%	% Achieved at 30% and Above	Total Wrote	Achieved 30 - 100%	% Achieved at 30% and Above	Total Wrote	Achieved 30 - 100%	% Achieved at 30% and Above	Total Wrote	Achieved 30 - 100%	% Achieved at 30% and Above	Total Wrote	Achieved 30 - 100%	% Achieved at 30% and Above	Total Wrote	Achieved 30 - 100%	% Achieved at 30% and Above	Total Wrote	Achieved 30 - 100%	% Achieved at 30% and Above	Total Wrote	Achieved 30 - 100%	% Achieved at 30% and Above	Total Wrote	Achieved 30 - 100%	% Achieved at 30% and Above	Total Wrote	Achieved 30 - 100%	% Achieved at 30% and Above
					Mphanama Secondary School	6304705	2024	3	25	25	100.0				25	25	100.0				199	199	100.0	36	36	100.0				36	35	97.2	57	52	91.2	89	70
	6304705	2023	3	26	26	100.0				26	26	100.0				191	191	100.0	42	42	100.0				42	38	90.5	76	71	93.4	94	75	79.8	68	58	85.3	
MPHUMELOMUHLE SECONDARY SCHOOL	6353611	2024	1							20	20	100.0				27	27	100.0							27	24	88.9	20	20	100.0	7	5	71.4	7	7	100.0	
	6353611	2023	1							24	19	79.2				35	35	100.0							35	22	62.9	24	22	91.7	11	4	36.4	11	11	100.0	
Mpumelelo Secondary School	6353705	2024	3	10	7	70.0				40	40	100.0	21	20	95.2	84	84	100.0							63	57	90.5	39	35	89.7	45	32	71.1	44	39	88.6	
	6353705	2023	3	9	6	66.7				28	28	100.0	9	9	100.0	73	73	100.0							64	57	89.1	27	25	92.6	46	35	76.1	45	44	97.8	
Musa Secondary School	6353804	2024	2	14	13	92.9				64	59	92.2	64	61	95.3	180	180	100.0	117	109	93.2	69	69	100.0	48	45	93.8	119	109	91.6	62	41	66.1	48	40	83.3	
	6353804	2023	2	4	4	100.0				29	26	89.7	29	23	79.3	128	128	100.0	100	89	89.0	44	40	90.9	56	53	94.6	69	61	88.4	60	43	71.7	56	40	71.4	
Mzimhlophe Secondary School	6354101	2024	2							8	8	100.0	8	8	100.0	41	41	100.0	33	29	87.9				33	22	66.7	41	36	87.8							
	6354101	2023	2							13	8	61.5	13	8	61.5	45	45	100.0	32	21	65.6				32	18	56.3	45	36	80.0							
Nansindlela Secondary School	6353706	2024	2							6	6	100.0	6	5	83.3	35	35	100.0	29	21	72.4	16	13	81.3	13	12	92.3	29	25	86.2	6	3	50.0				
	6353706	2023	2							25	12	48.0	25	12	48.0	155	155	100.0	99	37	37.4	73	29	39.7	68	44	64.7	109	61	56.0	46	24	52.2	34	21	61.8	
Ndzundza Mabhoko Secondary School	6353903	2024	2	67	49	73.1										67	67	100.0							67	64	95.5				67	29	43.3	67	51	76.1	
	6353903	2023	2	6	6	100.0				14	9	64.3	14	10	71.4	95	95	100.0	75	56	74.7				81	67	82.7	51	48	94.1	44	26	59.1	44	37	84.1	
Phambili Secondary School	6354102	2024	2	18	16	88.9				102	97	95.1	96	75	78.1	137	137	100.0							41	41	100.0	102	101	99.0	35	31	88.6	35	34	97.1	
	6354102	2023	2	15	13	86.7				138	109	79.0	105	75	71.4	180	180	100.0							75	61	81.3	140	117	83.6	41	34	82.9	40	36	90.0	
Phaphamani Secondary School	6304604	2024	1	24	13	54.2				74	54	73.0	48	33	68.8	152	152	100.0	105	85	81.0				76	62	81.6	132	113	85.6	19	5	26.3	20	8	40.0	
	6304604	2023	1	47	37	78.7				100	69	69.0	67	51	76.1	173	173	100.0	106	79	74.5				73	43	58.9	148	129	87.2	24	11	45.8	20	17	85.0	
Phillip Ndimande Secondary School	6305201	2024	2	7	7	100.0	13	13	100.0	57	48	84.2	28	24	85.7	148	147	99.3	71	64	90.1	60	57	95.0	31	31	100.0	117	89	76.1	31	26	83.9	31	28	90.3	
	6305201	2023	2	8	6	75.0	5	5	100.0	54	44	81.5	28	24	85.7	141	141	100.0	78	55	70.5	57	54	94.7	31	26	83.9	111	72	64.9	27	21	77.8	27	22	81.5	



Province Districts	Centre Name	Centre Number	Exam Date	Quintile	Accounting			Agricultural Sciences			Business Studies			Economics			English First Additional Language			Geography			History			Life Sciences			Mathematical Literacy			Mathematics			Physical Sciences					
					Total Wrote	Achieved 30 - 100%	% Achieved at 30% and Above	Total Wrote	Achieved 30 - 100%	% Achieved at 30% and Above	Total Wrote	Achieved 30 - 100%	% Achieved at 30% and Above	Total Wrote	Achieved 30 - 100%	% Achieved at 30% and Above	Total Wrote	Achieved 30 - 100%	% Achieved at 30% and Above	Total Wrote	Achieved 30 - 100%	% Achieved at 30% and Above	Total Wrote	Achieved 30 - 100%	% Achieved at 30% and Above	Total Wrote	Achieved 30 - 100%	% Achieved at 30% and Above	Total Wrote	Achieved 30 - 100%	% Achieved at 30% and Above	Total Wrote	Achieved 30 - 100%	% Achieved at 30% and Above	Total Wrote	Achieved 30 - 100%	% Achieved at 30% and Above			
					NKANGALA	PHUMELELA SECONDARY SCHOOL	6304801	2024	3	13	12	92.3	45	38	84.4	13	13	100.0	13	13	100.0	140	140	100.0	58	56	96.6				71	61	85.9	100	69	69.0	40	29	72.5	39
		6304801	2023	3	18	16	88.9	67	51	76.1	18	18	100.0	18	14	77.8	168	167	99.4	79	78	98.7				93	79	84.9	128	117	91.4	40	30	75.0	40	39	97.5			
	Phumzile Secondary School	6354002	2024	2	30	30	100.0	38	37	97.4							227	227	100.0	159	155	97.5				227	217	95.6				227	164	72.2	227	175	77.1			
		6354002	2023	2	39	38	97.4	38	36	94.7							212	212	100.0	135	131	97.0				212	202	95.3				212	147	69.3	212	172	81.1			
	Pine Ridge Combined School	6305105	2024	2	44	22	50.0	27	27	100.0	44	41	93.2	19	19	100.0				77	71	92.2	67	66	98.5	37	35	94.6	109	96	88.1	39	32	82.1	37	33	89.2			
		6305105	2023	2	30	20	66.7	19	19	100.0	30	30	100.0	8	6	75.0				72	54	75.0	38	36	94.7	53	36	67.9	87	74	85.1	34	29	85.3	31	28	90.3			
	Pungutsha Secondary School	6374503	2024	1	5	5	100.0	55	52	94.5	15	13	86.7	15	15	100.0	70	70	100.0	39	34	87.2				55	46	83.6	42	38	90.5	28	23	82.1	26	25	96.2			
		6374503	2023	1	8	6	75.0	93	65	69.9	34	21	61.8	34	20	58.8	126	126	100.0	82	56	68.3				93	59	63.4	88	66	75.0	39	15	38.5	37	24	64.9			
	Ramoshidi Secondary School	6374501	2024	1													58	58	100.0													23	7	30.4	23	9	39.1			
		6374501	2023	1													62	61	98.4													32	7	21.9	32	17	53.1			
	Rathahana Secondary School	6374401	2024	2	11	8	72.7							18	17	94.4	11	11	100.0	67	67	100.0	50	48	96.0	34	32	94.1	40	27	67.5	45	44	97.8	23	17	73.9	23	19	82.6
		6374401	2023	2	14	5	35.7							40	18	45.0	14	8	57.1	126	126	100.0	86	80	93.0	70	52	74.3	86	67	77.9	83	62	74.7	43	19	44.2	42	29	69.0
	SAINT PETER CHRISTIAN COLLEGE	6304711	2024	99										17	15	88.2										15	13	86.7	17	16	94.1	16	10	62.5	12	9	75.0			
		6304711	2023	99	7	7	100.0							8	7	87.5										11	10	90.9	4	4	100.0	14	9	64.3	10	10	100.0			
	Seabe Secondary School	6374504	2024	1	15	12	80.0	50	50	100.0	43	37	86.0	15	13	86.7	93	93	100.0	28	28	100.0				50	50	100.0	43	41	95.3	50	46	92.0	50	50	100.0			
		6374504	2023	1	5	5	100.0	39	39	100.0	70	43	61.4	5	5	100.0	109	109	100.0	65	49	75.4				39	35	89.7	65	60	92.3	44	25	56.8	39	35	89.7			
	SELE SENIOR SECONDARY SCHOOL	6353808	2024	2				30	30	100.0							30	30	100.0							30	23	76.7	23	23	100.0	7	4	57.1	7	3	42.9			
		6353808	2023	2				41	29	70.7							41	41	100.0							41	28	68.3	32	27	84.4	9	8	88.9	9	4	44.4			
	Senzangakhona Secondary School	6353905	2024	2	14	11	78.6	41	41	100.0	54	48	88.9	31	28	90.3	197	197	100.0	102	77	75.5	102	86	84.3	41	41	100.0	142	122	85.9	55	54	98.2	41	39	95.1			
		6353905	2023	2	31	22	71.0	57	48	84.2	79	57	72.2	42	31	73.8	273	271	99.3	136	68	50.0	136	67	49.3	57	38	66.7	185	111	60.0	88	71	80.7	57	39	68.4			

Province Districts	Centre Name	Centre Number	Exam Date	Quintile	Accounting			Agricultural Sciences			Business Studies			Economics			English First Additional Language			Geography			History			Life Sciences			Mathematical Literacy			Mathematics			Physical Sciences		
					Total Wrote	Achieved 30 - 100%	% Achieved at 30% and Above	Total Wrote	Achieved 30 - 100%	% Achieved at 30% and Above	Total Wrote	Achieved 30 - 100%	% Achieved at 30% and Above	Total Wrote	Achieved 30 - 100%	% Achieved at 30% and Above	Total Wrote	Achieved 30 - 100%	% Achieved at 30% and Above	Total Wrote	Achieved 30 - 100%	% Achieved at 30% and Above	Total Wrote	Achieved 30 - 100%	% Achieved at 30% and Above	Total Wrote	Achieved 30 - 100%	% Achieved at 30% and Above	Total Wrote	Achieved 30 - 100%	% Achieved at 30% and Above	Total Wrote	Achieved 30 - 100%	% Achieved at 30% and Above	Total Wrote	Achieved 30 - 100%	% Achieved at 30% and Above
					13	4	30.8	59	56	94.9	13	12	92.3	13	11	84.6	91	91	100.0	78	74	94.9				78	54	69.2	71	69	97.2	20	17	85.0	19	17	89.5
6374307	2024	1	13	4	30.8	59	56	94.9	13	12	92.3	13	11	84.6	91	91	100.0	78	74	94.9				78	54	69.2	71	69	97.2	20	17	85.0	19	17	89.5		
6374307	2023	1	20	10	50.0	61	50	82.0	20	18	90.0	20	15	75.0	98	98	100.0	78	64	82.1				78	58	74.4	77	74	96.1	21	15	71.4	17	16	94.1		
Sibongamandla Secondary School	6305305	2024	1						61	30	49.2	28	21	75.0	249	248	99.6	188	139	73.9				188	82	43.6	206	144	69.9	44	36	81.8	44	39	88.6		
6305305	2023	1							61	28	45.9	41	20	48.8	231	231	100.0	170	124	72.9				170	56	32.9	197	144	73.1	34	19	55.9	34	26	76.5		
SIDLASOKE SECONDARY SCHOOL	6337208	2024	1	7	5	71.4				20	13	65.0	21	10	47.6	38	38	100.0	31	21	67.7				18	17	94.4	21	19	90.5	17	12	70.6	17	15	88.2	
6337208	2023	1	21	9	42.9				42	23	54.8	42	9	21.4	56	55	98.2	35	17	48.6				14	13	92.9	42	31	73.8	14	11	78.6	14	13	92.9		
Sihlengiwe Secondary School	6353608	2024	1	19	16	84.2				38	35	92.1	19	18	94.7	53	53	100.0	34	30	88.2	20	14	70.0	14	13	92.9	34	33	97.1	19	10	52.6	14	12	85.7	
6353608	2023	1	16	9	56.3				49	28	57.1	16	10	62.5	58	56	96.6	42	25	59.5	33	21	63.6	9	8	88.9	48	36	75.0	10	8	80.0	9	8	88.9		
Sikhulile Secondary School	6305001	2024	2	58	33	56.9				67	40	59.7	38	25	65.8	89	87	97.8				29	14	48.3	24	19	79.2	67	48	71.6	22	17	77.3	22	20	90.9	
6305001	2023	2	64	35	54.7				54	44	81.5	34	26	76.5	84	84	100.0				20	10	50.0	30	18	60.0	54	46	85.2	30	14	46.7	30	26	86.7		
Silamba Secondary School	6353803	2024	2	4	4	100.0	78	64	82.1	43	40	93.0	43	41	95.3	142	142	100.0	78	68	87.2				73	61	83.6	96	86	89.6	46	30	65.2	42	38	90.5	
6353803	2023	2	9	9	100.0	85	62	72.9	30	29	96.7	30	25	83.3	129	129	100.0	71	53	74.6				61	40	65.6	78	74	94.9	51	26	51.0	42	28	66.7		
Sithenjisiwe Secondary School	6374303	2024	1	16	15	93.8	18	18	100.0	16	16	100.0	16	16	100.0	34	34	100.0	8	8	100.0				18	18	100.0	21	21	100.0	13	8	61.5	10	8	80.0	
6374303	2023	1	9	7	77.8	46	40	87.0	9	6	66.7	9	9	100.0	55	55	100.0	34	31	91.2				46	42	91.3	43	41	95.3	12	8	66.7	12	11	91.7		
Sivumelene Secondary School	6333511	2024	2	18	15	83.3				53	49	92.5	40	35	87.5	76	76	100.0	23	20	87.0				43	35	81.4	52	45	86.5	20	17	85.0	23	21	91.3	
6333511	2023	2	18	9	50.0				29	27	93.1	29	24	82.8	70	70	100.0	37	23	62.2				50	30	60.0	30	26	86.7	24	20	83.3	30	24	80.0		
Siyathokoza Secondary School	6333405	2024	1	18	1	5.6	27	21	77.8	18	13	72.2	18	10	55.6	45	45	100.0							27	19	70.4	32	28	87.5	13	12	92.3	27	10	37.0	
6333405	2023	1	25	12	48.0	22	22	100.0	25	25	100.0	25	22	88.0	47	47	100.0							22	22	100.0	27	27	100.0	20	18	90.0	22	19	86.4		
Siyifunile Secondary School	6305002	2024	2	18	15	83.3				18	15	83.3	18	16	88.9	38	38	100.0	20	14	70.0				20	19	95.0	18	16	88.9	20	3	15.0	20	10	50.0	
6305002	2023	2	22	12	54.5				22	18	81.8	22	17	77.3	44	44	100.0	22	17	77.3				22	20	90.9	22	16	72.7	22	3	13.6	22	16	72.7		


Province Districts	Centre Name	Centre Number	Exam Date	Quintile	Accounting			Agricultural Sciences			Business Studies			Economics			English First Additional Language			Geography			History			Life Sciences			Mathematical Literacy			Mathematics			Physical Sciences		
					Total Wrote	Achieved 30 - 100%	% Achieved at 30% and Above	Total Wrote	Achieved 30 - 100%	% Achieved at 30% and Above	Total Wrote	Achieved 30 - 100%	% Achieved at 30% and Above	Total Wrote	Achieved 30 - 100%	% Achieved at 30% and Above	Total Wrote	Achieved 30 - 100%	% Achieved at 30% and Above	Total Wrote	Achieved 30 - 100%	% Achieved at 30% and Above	Total Wrote	Achieved 30 - 100%	% Achieved at 30% and Above	Total Wrote	Achieved 30 - 100%	% Achieved at 30% and Above	Total Wrote	Achieved 30 - 100%	% Achieved at 30% and Above	Total Wrote	Achieved 30 - 100%	% Achieved at 30% and Above	Total Wrote	Achieved 30 - 100%	% Achieved at 30% and Above
NKANGALA	SOBANTU SECONDARY SCHOOL	6337205	2024	1											68	68	100.0								68	62	91.2				68	50	73.5	68	56	82.4	
		6337205	2023	1											69	69	100.0								68	55	80.9				69	53	76.8	69	54	78.3	
	Sofunda Secondary School	6304701	2024	3	38	28	73.7								68	68	100.0								68	54	79.4				68	26	38.2	68	30	44.1	
		6304701	2023	3	21	10	47.6								72	72	100.0								72	49	68.1				72	39	54.2	72	34	47.2	
	Somkhahlekwa Secondary School	6333411	2024	1	18	17	94.4				23	23	100.0	23	21	91.3	53	53	100.0	30	29	96.7				30	28	93.3	23	23	100.0	30	21	70.0	25	19	76.0
		6333411	2023	1	9	9	100.0				20	18	90.0	20	12	60.0	37	37	100.0	17	14	82.4				16	14	87.5	24	22	91.7	12	10	83.3	11	11	100.0
	Somsuswa Secondary School	6354005	2024	2	26	15	57.7				118	94	79.7	103	84	81.6	187	187	100.0							69	49	71.0	106	89	84.0	81	51	63.0	69	31	44.9
		6354005	2023	2	36	21	58.3				124	103	83.1	88	79	89.8	185	185	100.0							61	57	93.4	111	100	90.1	74	52	70.3	61	38	62.3
	SOVETJHEZA SECONDARY SCHOOL	6337202	2024	1	6	6	100.0	44	42	95.5	94	72	76.6	94	66	70.2	138	137	99.3							44	42	95.5	92	78	84.8	46	31	67.4	44	39	88.6
		6337202	2023	1	12	10	83.3	78	53	67.9	143	65	45.5	142	53	37.3	221	215	97.3							78	54	69.2	136	89	65.4	85	45	52.9	78	49	62.8
	Sozama Secondary School	6304703	2024	3	78	67	85.9									104	104	100.0	17	17	100.0					104	99	95.2				104	72	69.2	104	78	75.0
		6304703	2023	3	32	31	96.9									111	111	100.0	69	67	97.1					111	91	82.0				111	66	59.5	111	90	81.1
	SOZILANI SECONDARY SCHOOL	6353612	2024	2				19	19	100.0	28	27	96.4	19	15	78.9	67	67	100.0	29	27	93.1				39	35	89.7	48	48	100.0	19	19	100.0	19	19	100.0
	Steelcrest High School	6304901	2024	4	27	26	96.3				99	87	87.9							41	40	97.6	36	36	100.0	34	33	97.1	90	90	100.0	45	39	86.7	21	14	66.7
		6304901	2023	4	31	31	100.0				107	94	87.9							54	52	96.3	42	40	95.2	50	49	98.0	97	97	100.0	54	53	98.1	33	31	93.9
	STEVE TSHWETE BOARDING SCHOOL	6304907	2024	1	20	19	95.0	21	20	95.2				20	20	100.0	41	41	100.0							21	19	90.5	19	19	100.0	22	16	72.7	21	15	71.4
		6304907	2023	1	6	3	50.0	21	21	100.0				6	6	100.0	27	27	100.0							21	21	100.0	11	11	100.0	17	10	58.8	21	11	52.4
	Sundra Secondary School	6304602	2024	1							64	40	62.5	14	5	35.7	62	62	100.0	38	29	76.3				43	29	67.4	65	53	81.5	27	15	55.6	27	18	66.7
		6304602	2023	1	11	4	36.4				76	50	65.8	11	6	54.5	60	60	100.0	59	42	71.2				44	17	38.6	72	56	77.8	30	5	16.7	27	10	37.0

Province Districts	Centre Name	Centre Number	Exam Date	Quintile	Accounting			Agricultural Sciences			Business Studies			Economics			English First Additional Language			Geography			History			Life Sciences			Mathematical Literacy			Mathematics			Physical Sciences		
					Total Wrote	Achieved 30 - 100%	% Achieved at 30% and Above	Total Wrote	Achieved 30 - 100%	% Achieved at 30% and Above	Total Wrote	Achieved 30 - 100%	% Achieved at 30% and Above	Total Wrote	Achieved 30 - 100%	% Achieved at 30% and Above	Total Wrote	Achieved 30 - 100%	% Achieved at 30% and Above	Total Wrote	Achieved 30 - 100%	% Achieved at 30% and Above	Total Wrote	Achieved 30 - 100%	% Achieved at 30% and Above	Total Wrote	Achieved 30 - 100%	% Achieved at 30% and Above	Total Wrote	Achieved 30 - 100%	% Achieved at 30% and Above	Total Wrote	Achieved 30 - 100%	% Achieved at 30% and Above	Total Wrote	Achieved 30 - 100%	% Achieved at 30% and Above
					Swartklip Combined School	6304603	2024	1	17	16	94.1							7	7	100.0	111	111	100.0	87	70	80.5				111	91	82.0	48	33	68.8	63	43
	6304603	2023	1	16	13	81.3				0	0		0	0		83	83	100.0	67	56	83.6				83	57	68.7				83	23	27.7	83	44	53.0	
Tholulwazi Secondary School	6333501	2024	1				56	48	85.7							86	86	100.0	23	20	87.0				85	62	72.9				79	41	51.9	80	55	68.8	
	6333501	2023	1				114	75	65.8							143	143	100.0	14	11	78.6				144	91	63.2				137	56	40.9	134	88	65.7	
Thufane Secondary School	6374502	2024	1	11	8	72.7	29	24	82.8	11	9	81.8	11	10	90.9	67	67	100.0	48	44	91.7				56	47	83.9	31	31	100.0	36	35	97.2	35	32	91.4	
	6374502	2023	1	23	14	60.9	29	26	89.7	23	19	82.6	23	20	87.0	81	81	100.0	58	50	86.2				58	40	69.0	50	49	98.0	31	26	83.9	29	26	89.7	
Tonteldoos Secondary School	6305004	2024	1				67	47	70.1							66	65	98.5	44	31	70.5				67	35	52.2	44	40	90.9	23	13	56.5	23	18	78.3	
	6305004	2023	1				45	30	66.7							45	45	100.0	25	17	68.0				45	23	51.1	25	25	100.0	20	8	40.0	20	12	60.0	
TP SILILO SECONDARY SCHOOL	6305308	2024	4							61	46	75.4	67	47	70.1	71	71	100.0							10	10	100.0	60	40	66.7	10	9	90.0	10	10	100.0	
	6305308	2023	4	17	9	52.9							47	41	87.2	60	39	65.0	64	64	100.0				17	15	88.2	44	40	90.9	18	12	66.7	15	14	93.3	
Tshwenyane Combined School	6304905	2024	1							47	44	93.6	47	47	100.0	96	96	100.0	137	128	93.4	99	82	82.8	38	36	94.7	146	136	93.2	38	27	71.1	38	32	84.2	
	6304905	2023	1							42	38	90.5	41	31	75.6	103	103	100.0	132	106	80.3	89	67	75.3	43	39	90.7	130	107	82.3	43	30	69.8	43	37	86.0	
Ubuhlebethu Secondary School	6333412	2024	3	30	9	30.0				48	45	93.8	48	41	85.4	92	92	100.0	26	25	96.2				44	35	79.5	57	55	96.5	35	14	40.0	32	17	53.1	
	6333412	2023	3	23	20	87.0				23	21	91.3	23	20	87.0	53	53	100.0	23	20	87.0				30	22	73.3	23	22	95.7	30	11	36.7	22	15	68.2	
VEZIKGONO SECONDARY SCHOOL	6353809	2024	2	13	9	69.2				36	29	80.6	36	27	75.0	71	71	100.0	35	24	68.6	22	18	81.8	13	10	76.9	45	33	73.3	26	7	26.9	13	2	15.4	
	6353809	2023	2	14	12	85.7				27	21	77.8	27	18	66.7	65	65	100.0	38	26	68.4	19	17	89.5	19	18	94.7	32	24	75.0	33	15	45.5	19	12	63.2	
VEZILWAZI SECONDARY SCHOOL	6337204	2024	1							63	63	100.0				85	85	100.0	58	57	98.3				46	22	47.8	64	60	93.8	21	20	95.2	21	21	100.0	
	6337204	2023	1							112	49	43.8				147	147	100.0	101	62	61.4				49	23	46.9	108	78	72.2	23	20	87.0	23	18	78.3	
VEZUBUHLE SECONDARY SCHOOL	6353811	2024	2	4	4	100.0				28	20	71.4	10	7	70.0	88	84	95.5	60	34	56.7	60	42	70.0	25	18	72.0	66	40	60.6	22	12	54.5	18	11	61.1	
	6353811	2023	2	11	3	27.3				30	17	56.7	11	7	63.6	92	91	98.9	62	18	29.0	56	22	39.3	26	14	53.8	66	38	57.6	27	13	48.1	26	11	42.3	

Province Districts	Centre Name	Centre Number	Exam Date	Quintile	Accounting			Agricultural Sciences			Business Studies			Economics			English First Additional Language			Geography			History			Life Sciences			Mathematical Literacy			Mathematics			Physical Sciences		
					Total Wrote	Achieved 30 - 100%	% Achieved at 30% and Above	Total Wrote	Achieved 30 - 100%	% Achieved at 30% and Above	Total Wrote	Achieved 30 - 100%	% Achieved at 30% and Above	Total Wrote	Achieved 30 - 100%	% Achieved at 30% and Above	Total Wrote	Achieved 30 - 100%	% Achieved at 30% and Above	Total Wrote	Achieved 30 - 100%	% Achieved at 30% and Above	Total Wrote	Achieved 30 - 100%	% Achieved at 30% and Above	Total Wrote	Achieved 30 - 100%	% Achieved at 30% and Above	Total Wrote	Achieved 30 - 100%	% Achieved at 30% and Above	Total Wrote	Achieved 30 - 100%	% Achieved at 30% and Above	Total Wrote	Achieved 30 - 100%	% Achieved at 30% and Above
					Vukani Secondary School	6353704	2024	3							21	15	71.4	21	14	66.7	84	84	100.0	49	41	83.7	29	22	75.9	34	28	82.4	50	40	80.0	34	18
Vukuzame Secondary School	6354006	2024	2	21	19	90.5									108	108	100.0	62	61	98.4				108	101	93.5				108	80	74.1	108	89	82.4		
	6354006	2023	2	26	25	96.2									143	143	100.0	88	78	88.6				143	124	86.7				143	104	72.7	143	110	76.9		
Vukuzenzele Secondary School	6354104	2024	2	37	23	62.2				63	53	84.1	63	56	88.9	118	118	100.0	55	55	100.0				55	44	80.0	53	50	94.3	65	40	61.5	55	48	87.3	
	6354104	2023	2	29	23	79.3				58	46	79.3	58	52	89.7	123	123	100.0	65	58	89.2				65	47	72.3	45	40	88.9	78	36	46.2	65	49	75.4	
Vumabesala Secondary School	6354107	2024	1							29	24	82.8				55	55	100.0	55	49	89.1				26	24	92.3	29	24	82.8	26	15	57.7	26	21	80.8	
	6354107	2023	1							24	16	66.7				61	61	100.0	61	37	60.7				37	29	78.4	24	15	62.5	37	17	45.9	37	30	81.1	
WITBANK COMBINED CHRISTIAN SCHOOL	6305196	2023	99				5	1	20.0	18	7	38.9	16	4	25.0				10	7	70.0	13	11	84.6	11	6	54.5	22	18	81.8	8	4	50.0	6	3	50.0	
Witbank High School	6305104	2024	5	80	79	98.8				134	109	81.3							59	58	98.3				149	141	94.6	133	126	94.7	122	87	71.3	107	83	77.6	
	6305104	2023	5	32	32	100.0				114	104	91.2							123	121	98.4				93	90	96.8	99	98	99.0	101	90	89.1	84	81	96.4	
Zacheus Malaza Secondary School	6305202	2024	2	147	136	92.5									154	154	100.0							148	142	95.9				154	133	86.4	154	135	87.7		
	6305202	2023	2	129	100	77.5									208	208	100.0							177	122	68.9				208	128	61.5	208	132	63.5		
Zakheni High School	6353901	2024	2	15	13	86.7	85	74	87.1	15	15	100.0	15	9	60.0	155	155	100.0	112	100	89.3				83	58	69.9	127	124	97.6	28	22	78.6	28	27	96.4	
	6353901	2023	2	11	11	100.0	99	75	75.8	11	10	90.9	11	10	90.9	155	155	100.0	116	88	75.9				73	54	74.0	123	106	86.2	32	26	81.3	28	28	100.0	
Zidobhele Secondary School	6354105	2024	2	16	12	75.0				32	30	93.8	8	8	100.0	49	49	100.0	33	23	69.7				17	13	76.5	41	41	100.0	8	7	87.5	8	6	75.0	
	6354105	2023	2	14	14	100.0				67	26	38.8	15	9	60.0	103	102	99.0	88	33	37.5				36	13	36.1	69	36	52.2	34	7	20.6	34	10	29.4	
Ziphakamiseni Secondary School	6353801	2024	2	12	6	50.0	17	15	88.2	90	47	52.2	37	24	64.9	197	197	100.0	144	90	62.5				108	60	55.6	144	104	72.2	54	22	40.7	46	25	54.3	
	6353801	2023	2	12	4	33.3	18	14	77.8	69	48	69.6	38	24	63.2	162	162	100.0	107	51	47.7				94	41	43.6	110	85	77.3	53	16	30.2	46	26	56.5	



# Northern Cape



Province Districts	Centre Name	Centre Number	Exam Date	Quintile	Accounting			Agricultural Sciences			Business Studies			Economics			English First Additional Language			Geography			History			Life Sciences			Mathematical Literacy			Mathematics			Physical Sciences		
					Total Wrote	Achieved 30 - 100%	% Achieved at 30% and Above	Total Wrote	Achieved 30 - 100%	% Achieved at 30% and Above	Total Wrote	Achieved 30 - 100%	% Achieved at 30% and Above	Total Wrote	Achieved 30 - 100%	% Achieved at 30% and Above	Total Wrote	Achieved 30 - 100%	% Achieved at 30% and Above	Total Wrote	Achieved 30 - 100%	% Achieved at 30% and Above	Total Wrote	Achieved 30 - 100%	% Achieved at 30% and Above	Total Wrote	Achieved 30 - 100%	% Achieved at 30% and Above	Total Wrote	Achieved 30 - 100%	% Achieved at 30% and Above	Total Wrote	Achieved 30 - 100%	% Achieved at 30% and Above	Total Wrote	Achieved 30 - 100%	% Achieved at 30% and Above
					FRANCES BAARD	DEGANIA HIGH SCHOOL	2014406	2024	5	1	1	100.0				3	3	100.0	4	4	100.0				2	2	100.0				2	2	100.0	2	2	100.0	3
		2014406	2023	5	2	2	100.0				4	3	75.0	8	6	75.0				5	5	100.0				6	3	50.0	6	5	83.3	4	2	50.0	2	2	100.0
	EMMANUEL SECODARY SCHOOL	2015402	2024	3													124	124	100.0	307	238	77.5	265	240	90.6	102	87	85.3	255	171	67.1	49	30	61.2	41	15	36.6
		2015402	2023	3													84	84	100.0	238	192	80.7	222	194	87.4	111	96	86.5	180	138	76.7	59	11	18.6	18	6	33.3
	FUTURUM ACADEMY	2017225	2023	5	9	9	100.0				4	4	100.0				25	25	100.0	6	6	100.0				10	9	90.0	12	12	100.0	13	13	100.0	9	9	100.0
	H/Landbouskool Noord-Kaapland	2012601	2024	5	6	6	100.0	55	53	96.4				18	17	94.4										24	22	91.7	42	42	100.0	13	8	61.5	7	7	100.0
		2012601	2023	5	7	7	100.0	46	42	91.3				13	12	92.3										13	11	84.6	34	32	94.1	11	9	81.8	8	7	87.5
	H/SCHOOL BANKSDRIFT	2017302	2024	1				29	26	89.7	11	5	45.5	11	3	27.3	62	62	100.0	32	31	96.9	22	19	86.4	38	20	52.6	43	30	69.8	19	8	42.1	19	10	52.6
		2017302	2023	1				32	22	68.8	23	7	30.4	23	6	26.1	86	86	100.0	46	30	65.2	31	26	83.9	51	28	54.9	69	46	66.7	17	5	29.4	17	10	58.8
	H/SCHOOL BORESETSE	2013401	2024	3							43	25	58.1				142	140	98.6	36	35	97.2	76	70	92.1	24	23	95.8	119	66	55.5	24	18	75.0	24	22	91.7
		2013401	2023	3							37	15	40.5				147	147	100.0	50	40	80.0	82	67	81.7	30	28	93.3	119	64	53.8	30	21	70.0	30	24	80.0
	H/SCHOOL DIKGATLONG	2013302	2024	1	12	5	41.7				22	16	72.7	12	12	100.0	49	49	100.0	37	36	97.3	27	27	100.0	27	15	55.6	38	32	84.2	11	9	81.8	10	8	80.0
		2013302	2023	1	9	2	22.2				30	19	63.3	9	8	88.9	68	68	100.0	58	42	72.4	45	40	88.9	38	30	78.9	54	38	70.4	14	11	78.6	14	11	78.6
	H/SCHOOL E P LEKHELA	2015406	2024	2	9	5	55.6				9	9	100.0	9	7	77.8	69	69	100.0	60	59	98.3	36	36	100.0	60	39	65.0	44	42	95.5	25	14	56.0	24	6	25.0
		2015406	2023	2	9	3	33.3				9	8	88.9	9	4	44.4	67	67	100.0	58	55	94.8	32	31	96.9	58	52	89.7	36	36	100.0	31	14	45.2	26	10	38.5
	H/SCHOOL ELIZABETH CONRADIE	2010706	2024	5							7	5	71.4				9	9	100.0							2	2	100.0	15	14	93.3	3	2	66.7			
		2010706	2023	5							9	4	44.4				11	11	100.0							3	1	33.3	21	19	90.5						
	H/SCHOOL EMANG MMOGO	2011303	2024	2	12	5	41.7				36	18	50.0	36	16	44.4	178	178	100.0	101	98	97.0	105	101	96.2	101	35	34.7	115	101	87.8	30	16	53.3	28	19	67.9
		2011303	2023	2	17	10	58.8				41	34	82.9	41	22	53.7	128	128	100.0	66	57	86.4	65	63	96.9	65	40	61.5	79	67	84.8	35	22	62.9	34	25	73.5



Province Districts	Centre Name	Centre Number	Exam Date	Quintile	Accounting			Agricultural Sciences			Business Studies			Economics			English First Additional Language			Geography			History			Life Sciences			Mathematical Literacy			Mathematics			Physical Sciences		
					Total Wrote	Achieved 30 - 100%	% Achieved at 30% and Above	Total Wrote	Achieved 30 - 100%	% Achieved at 30% and Above	Total Wrote	Achieved 30 - 100%	% Achieved at 30% and Above	Total Wrote	Achieved 30 - 100%	% Achieved at 30% and Above	Total Wrote	Achieved 30 - 100%	% Achieved at 30% and Above	Total Wrote	Achieved 30 - 100%	% Achieved at 30% and Above	Total Wrote	Achieved 30 - 100%	% Achieved at 30% and Above	Total Wrote	Achieved 30 - 100%	% Achieved at 30% and Above	Total Wrote	Achieved 30 - 100%	% Achieved at 30% and Above	Total Wrote	Achieved 30 - 100%	% Achieved at 30% and Above	Total Wrote	Achieved 30 - 100%	% Achieved at 30% and Above
					FRANCES BAARD	H/SCHOOL FLOORS HIGH	2011401	2024	4											38	38	100.0	75	64	85.3	97	90	92.8	47	28	59.6	95	69	72.6	35	11	31.4
		2011401	2023	4											41	41	100.0	66	51	77.3	81	69	85.2	44	28	63.6	84	48	57.1	26	3	11.5	26	3	11.5		
	H/SCHOOL FLOORS NO2	2017407	2024	3	5	4	80.0				30	24	80.0	29	28	96.6				67	47	70.1	49	34	69.4	18	16	88.9	75	46	61.3	22	16	72.7	19	10	52.6
		2017407	2023	3	11	5	45.5				28	21	75.0	26	20	76.9				43	27	62.8	39	22	56.4	11	9	81.8	58	39	67.2	16	12	75.0	11	5	45.5
	H/SCHOOL GREENPOINT	2016403	2024	3							6	0	0.0	7	2	28.6	46	46	100.0	39	27	69.2	33	26	78.8	27	16	59.3	41	19	46.3	5	1	20.0			
		2016403	2023	3							16	4	25.0	16	2	12.5	89	89	100.0	49	26	53.1	81	58	71.6	57	14	24.6	84	28	33.3	5	1	20.0	5	1	20.0
	H/SCHOOL HOMEVALE	2012402	2024	3							19	5	26.3	20	3	15.0	19	19	100.0	13	8	61.5	33	30	90.9	33	7	21.2	33	14	42.4	20	5	25.0	20	3	15.0
		2012402	2023	3							29	1	3.4	29	0	0.0	44	44	100.0	28	10	35.7	56	34	60.7	44	9	20.5	57	21	36.8	16	5	31.3	16	6	37.5
	H/SCHOOL KGOMOTSO	2100690	2024	2				118	84	71.2	41	28	68.3	11	8	72.7	207	207	100.0	145	123	84.8	51	34	66.7	78	67	85.9	177	124	70.1	29	23	79.3	29	24	82.8
		2100690	2023	2				159	111	69.8	58	38	65.5				237	237	100.0	174	139	79.9				132	87	65.9	186	138	74.2	51	27	52.9	43	28	65.1
	H/SCHOOL MOGOMOTSI	2017404	2024	1	12	11	91.7	33	31	93.9	41	27	65.9	12	10	83.3	197	197	100.0	126	109	86.5	107	103	96.3	158	112	70.9	140	122	87.1	59	29	49.2	53	41	77.4
		2017404	2023	1	7	6	85.7	30	25	83.3	26	21	80.8	7	6	85.7	144	144	100.0	88	71	80.7	59	59	100.0	118	79	66.9	81	70	86.4	65	31	47.7	59	46	78.0
	H/SCHOOL PAMPIERSTAD	2101600	2024	3	26	17	65.4	33	24	72.7	63	42	66.7	54	30	55.6	214	214	100.0	124	100	80.6	111	99	89.2	109	71	65.1	170	137	80.6	43	29	67.4	41	28	68.3
		2101600	2023	3	50	37	74.0	52	33	63.5	85	68	80.0	85	52	61.2	216	215	99.5	125	101	80.8	85	69	81.2	110	70	63.6	169	140	82.8	47	21	44.7	38	32	84.2
	H/SCHOOL ST BONIFACE	2014402	2024	5	47	33	70.2				121	100	82.6	66	51	77.3	57	57	100.0	70	68	97.1	70	67	95.7	52	50	96.2	116	101	87.1	56	36	64.3	50	32	64.0
		2014402	2023	5	29	26	89.7				127	101	79.5	62	49	79.0	61	61	100.0	96	84	87.5	50	47	94.0	62	56	90.3	105	93	88.6	69	45	65.2	46	37	80.4
	H/SCHOOL TETLANYO	2016402	2024	2	6	6	100.0				50	43	86.0	28	26	92.9	189	189	100.0	165	150	90.9	104	103	99.0	66	53	80.3	149	123	82.6	40	31	77.5	35	23	65.7
		2016402	2023	2	7	7	100.0				36	28	77.8	36	27	75.0	172	172	100.0	162	142	87.7	94	89	94.7	91	78	85.7	125	107	85.6	47	32	68.1	42	23	54.8
	H/SCHOOL THABANE	2012403	2024	2	9	5	55.6				38	34	89.5	23	23	100.0	111	111	100.0	41	37	90.2	73	71	97.3	32	31	96.9	96	74	77.1	15	6	40.0	15	4	26.7
		2012403	2023	2	8	5	62.5				44	32	72.7	18	10	55.6	110	110	100.0	52	42	80.8	62	58	93.5	34	32	94.1	90	74	82.2	21	9	42.9	20	16	80.0

Province Districts	Centre Name	Centre Number	Exam Date	Quintile	Accounting			Agricultural Sciences			Business Studies			Economics			English First Additional Language			Geography			History			Life Sciences			Mathematical Literacy			Mathematics			Physical Sciences		
					Total Wrote	Achieved 30 - 100%	% Achieved at 30% and Above	Total Wrote	Achieved 30 - 100%	% Achieved at 30% and Above	Total Wrote	Achieved 30 - 100%	% Achieved at 30% and Above	Total Wrote	Achieved 30 - 100%	% Achieved at 30% and Above	Total Wrote	Achieved 30 - 100%	% Achieved at 30% and Above	Total Wrote	Achieved 30 - 100%	% Achieved at 30% and Above	Total Wrote	Achieved 30 - 100%	% Achieved at 30% and Above	Total Wrote	Achieved 30 - 100%	% Achieved at 30% and Above	Total Wrote	Achieved 30 - 100%	% Achieved at 30% and Above	Total Wrote	Achieved 30 - 100%	% Achieved at 30% and Above	Total Wrote	Achieved 30 - 100%	% Achieved at 30% and Above
					FRANCES BAARD	H/SCHOOL TLHWA-HALANG	2017405	2024	1	8	6	75.0	7	7	100.0	22	22	100.0	22	16	72.7	93	93	100.0	75	70	93.3	54	54	100.0	48	23	47.9	77	65	84.4	16
		2017405	2023	1	6	1	16.7	17	8	47.1	24	15	62.5	24	13	54.2	106	106	100.0	100	74	74.0	52	47	90.4	82	31	37.8	94	67	71.3	12	10	83.3	12	7	58.3
	H/SCHOOL TSHIRELECO	2015405	2024	2	12	5	41.7				41	30	73.2	15	11	73.3	108	108	100.0	68	62	91.2	49	44	89.8	24	20	83.3	89	54	60.7	19	11	57.9	18	11	61.1
		2015405	2023	2	4	3	75.0				23	15	65.2	5	3	60.0	70	70	100.0	50	43	86.0	33	27	81.8	20	13	65.0	55	36	65.5	17	10	58.8	17	11	64.7
	H/SCHOOL VUYOL-WETHU	2012404	2024	2	13	8	61.5				49	28	57.1	26	14	53.8	171	170	99.4	116	107	92.2	117	108	92.3	57	43	75.4	143	116	81.1	28	19	67.9	22	15	68.2
		2012404	2023	2	14	8	57.1				90	49	54.4	33	23	69.7	201	201	100.0	93	71	76.3	120	85	70.8	51	40	78.4	146	101	69.2	56	26	46.4	42	28	66.7
	H/SCHOOL WILLIAM PESCOD	2014403	2024	4	11	6	54.5				106	63	59.4	51	24	47.1	27	27	100.0	117	90	76.9	49	46	93.9	70	42	60.0	140	93	66.4	41	8	19.5	36	12	33.3
		2014403	2023	4	11	9	81.8				82	49	59.8	22	8	36.4	23	23	100.0	80	67	83.8	63	59	93.7	87	36	41.4	148	110	74.3	22	12	54.5	19	11	57.9
	H/skool Adamantia	2012401	2024	5	15	13	86.7				49	38	77.6	11	9	81.8	89	89	100.0	27	25	92.6				26	12	46.2	74	72	97.3	15	9	60.0	11	5	45.5
		2012401	2023	5	12	10	83.3				53	35	66.0	15	12	80.0	92	92	100.0	23	20	87.0				38	23	60.5	73	71	97.3	19	14	73.7	12	8	66.7
	H/skool Barkly-Wes	2012301	2024	3	18	14	77.8				34	23	67.6	35	32	91.4	62	62	100.0	11	11	100.0				35	28	80.0	52	50	96.2	10	3	30.0	3	3	100.0
		2012301	2023	3	9	6	66.7				55	22	40.0	42	24	57.1	76	76	100.0	17	17	100.0				38	31	81.6	59	48	81.4	17	7	41.2	5	5	100.0
	H/skool Delportshoop	2011304	2024	3	6	3	50.0				21	18	85.7				43	43	100.0	11	11	100.0	24	23	95.8	19	12	63.2	38	36	94.7	5	1	20.0	5	3	60.0
		2011304	2023	3	6	2	33.3				20	16	80.0				58	58	100.0	52	30	57.7	42	35	83.3	16	11	68.8	51	30	58.8	7	4	57.1	6	4	66.7
	H/skool Diamantveld	2015401	2024	5	29	29	100.0				60	46	76.7	12	12	100.0	151	151	100.0	81	79	97.5				66	66	100.0	104	102	98.1	58	57	98.3	40	38	95.0
		2015401	2023	5	33	30	90.9				31	31	100.0	8	8	100.0	86	86	100.0	39	37	94.9				48	46	95.8	63	63	100.0	44	42	95.5	31	31	100.0
	H/skool Hartswater	2017401	2024	4	14	11	78.6				26	14	53.8				55	55	100.0	14	14	100.0				12	10	83.3	38	35	92.1	17	13	76.5	10	10	100.0
		2017401	2023	4	16	10	62.5				25	17	68.0				62	62	100.0	24	20	83.3				16	13	81.3	45	41	91.1	17	16	94.1	11	11	100.0
	H/skool Noord-Kaap	2011402	2024	5	16	12	75.0				119	103	86.6	57	50	87.7	20	20	100.0	79	74	93.7	77	72	93.5	81	70	86.4	136	126	92.6	80	61	76.3	60	49	81.7
		2011402	2023	5	10	9	90.0				107	84	78.5	55	27	49.1	61	61	100.0	79	66	83.5	93	85	91.4	90	76	84.4	133	124	93.2	84	64	76.2	55	41	74.5

Province Districts	Centre Name	Centre Number	Exam Date	Quintile	Accounting			Agricultural Sciences			Business Studies			Economics			English First Additional Language			Geography			History			Life Sciences			Mathematical Literacy			Mathematics			Physical Sciences		
					Total Wrote	Achieved 30 - 100%	% Achieved at 30% and Above	Total Wrote	Achieved 30 - 100%	% Achieved at 30% and Above	Total Wrote	Achieved 30 - 100%	% Achieved at 30% and Above	Total Wrote	Achieved 30 - 100%	% Achieved at 30% and Above	Total Wrote	Achieved 30 - 100%	% Achieved at 30% and Above	Total Wrote	Achieved 30 - 100%	% Achieved at 30% and Above	Total Wrote	Achieved 30 - 100%	% Achieved at 30% and Above	Total Wrote	Achieved 30 - 100%	% Achieved at 30% and Above	Total Wrote	Achieved 30 - 100%	% Achieved at 30% and Above	Total Wrote	Achieved 30 - 100%	% Achieved at 30% and Above	Total Wrote	Achieved 30 - 100%	% Achieved at 30% and Above
					FRANCES BAARD																																
H/skool Pescodia	2015404	2024	3							21	14	66.7	20	17	85.0	62	62	100.0	60	49	81.7	66	65	98.5	28	21	75.0	86	71	82.6	6	6	100.0	6	5	83.3	
	2015404	2023	3	4	1	25.0				31	11	35.5	31	11	35.5	81	81	100.0	83	62	74.7	107	94	87.9	83	23	27.7	111	89	80.2	4	4	100.0	3	3	100.0	
H/skool Rietvale	2014303	2024	1	18	7	38.9				21	16	76.2	20	10	50.0	99	99	100.0	112	85	75.9	112	86	76.8	64	25	39.1	133	63	47.4	17	6	35.3	16	11	68.8	
	2014303	2023	1	15	3	20.0				22	13	59.1	22	9	40.9	102	102	100.0	104	75	72.1	137	93	67.9	82	27	32.9	152	79	52.0	15	2	13.3	9	3	33.3	
H/skool Vaalharts	2017402	2024	5	6	6	100.0				8	8	100.0				40	40	100.0	28	27	96.4				19	14	73.7	34	33	97.1	6	5	83.3	4	4	100.0	
	2017402	2023	5	12	8	66.7				10	5	50.0				44	44	100.0	24	19	79.2				15	10	66.7	39	38	97.4	5	3	60.0	3	3	100.0	
H/skool Vaalrivier	2013402	2024	5	4	4	100.0										34	34	100.0				30	28	93.3	13	10	76.9	24	21	87.5	10	5	50.0	8	5	62.5	
	2013402	2023	5	7	1	14.3										24	24	100.0				17	16	94.1	8	7	87.5	20	16	80.0	4	2	50.0	3	2	66.7	
H/skool Warrenton	2017403	2024	4							4	4	100.0				13	13	100.0	9	9	100.0	7	7	100.0	6	6	100.0	12	12	100.0	1	0	0.0				
	2017403	2023	4							7	5	71.4				17	17	100.0	8	8	100.0	13	13	100.0	12	8	66.7	12	12	100.0	5	2	40.0	2	1	50.0	
H/skool Warrenvale	2017305	2024	2							20	11	55.0				38	38	100.0	18	16	88.9	38	38	100.0	10	3	30.0	38	30	78.9							
	2017305	2023	2							6	4	66.7				21	21	100.0	15	11	73.3	21	17	81.0	7	3	42.9	21	14	66.7							
H/Tegniese Skool Kimberley	2011501	2024	5													12	12	100.0							2	2	100.0				66	48	72.7	66	45	68.2	
	2011501	2023	5													6	6	100.0												95	38	40.0	95	53	55.8		
Ixunkhwesa Combined School	2016302	2024	1							7	4	57.1	5	5	100.0	25	25	100.0	18	11	61.1	20	20	100.0				25	13	52.0							
	2016302	2023	1							5	1	20.0	4	1	25.0	21	21	100.0	16	7	43.8	17	17	100.0				21	9	42.9							
Kimberley Boys' High School	2015403	2024	5	13	7	53.8				66	36	54.5							76	72	94.7	78	73	93.6	28	22	78.6	65	62	95.4	49	29	59.2	36	20	55.6	
	2015403	2023	5	13	9	69.2				62	34	54.8							74	67	90.5	79	73	92.4	31	22	71.0	61	55	90.2	47	23	48.9	34	16	47.1	
Kimberley Girls' High School	2011403	2024	5	46	40	87.0				96	87	90.6							70	66	94.3	44	43	97.7	80	78	97.5	87	87	100.0	68	61	89.7	49	39	79.6	
	2011403	2023	5	47	41	87.2				91	82	90.1							54	51	94.4	37	36	97.3	74	71	95.9	76	75	98.7	73	66	90.4	51	47	92.2	

Province Districts	Centre Name	Centre Number	Exam Date	Quintile	Accounting			Agricultural Sciences			Business Studies			Economics			English First Additional Language			Geography			History			Life Sciences			Mathematical Literacy			Mathematics			Physical Sciences					
					Total Wrote	Achieved 30 - 100%	% Achieved at 30% and Above	Total Wrote	Achieved 30 - 100%	% Achieved at 30% and Above	Total Wrote	Achieved 30 - 100%	% Achieved at 30% and Above	Total Wrote	Achieved 30 - 100%	% Achieved at 30% and Above	Total Wrote	Achieved 30 - 100%	% Achieved at 30% and Above	Total Wrote	Achieved 30 - 100%	% Achieved at 30% and Above	Total Wrote	Achieved 30 - 100%	% Achieved at 30% and Above	Total Wrote	Achieved 30 - 100%	% Achieved at 30% and Above	Total Wrote	Achieved 30 - 100%	% Achieved at 30% and Above	Total Wrote	Achieved 30 - 100%	% Achieved at 30% and Above	Total Wrote	Achieved 30 - 100%	% Achieved at 30% and Above			
FRANCES BAARD	Re Tlameleng Special School	2010705	2024	5											3	2	66.7										3	0	0.0											
		2010705	2023	5												2	1	50.0										4	2	50.0										
	Reakantswe Intermediate School	2012304	2024	1	8	3	37.5																																	
		2012304	2023	1	12	9	75.0																																	
	ROODEPAN HIGH SCHOOL	2016404	2024	3	12	1	8.3																																	
		2016404	2023	3	13	2	15.4																																	
	TSWELOPELE SECONDARY SCHOOL	2011405	2024	5																																				
		2011405	2023	5																																				
	Vaalharts Gekombineerde Skool	2017304	2024	1																																				
		2017304	2023	1	5	5	100.0																																	
VALSPAN HIGH SCHOOL	2017409	2024	3	4	3	75.0	43	27	62.8	13	9	69.2	21	11	52.4	75	75	100.0	57	40	70.2	34	24	70.6	46	23	50.0	68	46	67.6	7	7	100.0	7	4	57.1				
	2017409	2023	3	9	5	55.6	68	27	39.7	18	12	66.7	18	9	50.0	100	100	100.0	78	44	56.4	39	37	94.9	66	23	34.8	95	56	58.9	4	1	25.0	3	2	66.7				
JOHN TAOLO GAETSEWE	H/SCHOOL BA-GA-PHAD-IMA	2104042	2024	3																																				
		2104042	2023	3																																				
	H/SCHOOL BA-GALOT-LHARE	2100037	2024	1																																				
		2100037	2023	1																																				
	H/SCHOOL BAITIREDI TECH	2100055	2024	3	31	23	74.2																																	
		2100055	2023	3	20	20	100.0																																	
H/SCHOOL BANKHARA BODULONG	2045219	2024	1																																					
	2045219	2023	1																																					

Province Districts	Centre Name	Centre Number	Exam Date	Quintile	Accounting			Agricultural Sciences			Business Studies			Economics			English First Additional Language			Geography			History			Life Sciences			Mathematical Literacy			Mathematics			Physical Sciences		
					Total Wrote	Achieved 30 - 100%	% Achieved at 30% and Above	Total Wrote	Achieved 30 - 100%	% Achieved at 30% and Above	Total Wrote	Achieved 30 - 100%	% Achieved at 30% and Above	Total Wrote	Achieved 30 - 100%	% Achieved at 30% and Above	Total Wrote	Achieved 30 - 100%	% Achieved at 30% and Above	Total Wrote	Achieved 30 - 100%	% Achieved at 30% and Above	Total Wrote	Achieved 30 - 100%	% Achieved at 30% and Above	Total Wrote	Achieved 30 - 100%	% Achieved at 30% and Above	Total Wrote	Achieved 30 - 100%	% Achieved at 30% and Above	Total Wrote	Achieved 30 - 100%	% Achieved at 30% and Above			
					JOHN TAOLO GAETSEWE	H/SCHOOL BATLHARO-TLHAPING	2100095	2024	3				39	33	84.6	21	19	90.5	21	17	81.0	203	202	99.5	126	113	89.7	107	98	91.6	182	82	45.1	189	154	81.5	14
		2100095	2023	3				60	35	58.3	19	15	78.9	19	10	52.6	212	212	100.0	133	100	75.2	113	110	97.3	193	82	42.5	193	149	77.2	18	15	83.3	18	18	100.0
	H/SCHOOL BOTHITHONG	2100557	2024	1				35	32	91.4							76	76	100.0	41	38	92.7	41	36	87.8	35	30	85.7	60	38	63.3	16	7	43.8	16	6	37.5
		2100557	2023	1				29	20	69.0							63	63	100.0	50	42	84.0	18	18	100.0	29	27	93.1	39	34	87.2	24	14	58.3	24	18	75.0
	H/SCHOOL DIBOTSWA	2100271	2024	1	10	10	100.0	84	70	83.3	73	61	83.6	73	45	61.6	218	218	100.0	79	75	94.9	49	48	98.0	96	69	71.9	186	135	72.6	32	22	68.8	30	25	83.3
		2100271	2023	1	10	9	90.0	103	72	69.9	63	59	93.7	63	44	69.8	248	248	100.0	123	87	70.7	96	83	86.5	89	63	70.8	220	150	68.2	28	20	71.4	27	26	96.3
	H/SCHOOL GALA-LETSANG	2100397	2024	3													184	184	100.0	166	160	96.4				143	111	77.6	69	52	75.4	115	68	59.1	115	73	63.5
		2100397	2023	3													172	172	100.0	160	130	81.3				117	66	56.4	41	28	68.3	131	48	36.6	131	67	51.1
	H/SCHOOL GAMAGARA	2044208	2024	1							36	23	63.9				134	134	100.0	108	81	75.0	98	78	79.6	7	7	100.0	127	81	63.8	7	6	85.7	7	6	85.7
		2044208	2023	1							38	23	60.5				118	118	100.0	97	71	73.2	64	50	78.1	21	21	100.0	97	69	71.1	21	6	28.6	16	9	56.3
	H/SCHOOL IKAKANYENG	2100526	2024	1	17	8	47.1				38	20	52.6	38	14	36.8	38	38	100.0										29	22	75.9	9	2	22.2			
		2100526	2023	1	7	7	100.0				30	26	86.7	29	19	65.5	29	29	100.0										23	19	82.6	7	2	28.6			
	H/SCHOOL ITLOTLENG	2100573	2024	1							16	11	68.8				53	52	98.1	37	33	89.2	38	32	84.2	15	13	86.7	38	28	73.7	15	3	20.0	15	10	66.7
		2100573	2023	1							25	12	48.0	25	5	20.0	81	81	100.0	56	33	58.9	41	30	73.2	15	8	53.3	66	37	56.1	15	2	13.3	15	7	46.7
	H/SCHOOL K P TOTO TECH & COMM	2100769	2024	1	9	6	66.7				129	85	65.9	70	41	58.6	214	214	100.0										125	59	47.2	22	18	81.8	17	17	100.0
		2100769	2023	1	17	13	76.5				83	66	79.5	58	35	60.3	189	189	100.0										67	57	85.1	46	10	21.7	25	22	88.0
	H/SCHOOL K S SHUPING	2100774	2024	1	8	3	37.5	113	51	45.1	15	12	80.0	8	2	25.0	139	139	100.0	39	38	97.4	92	71	77.2	38	16	42.1	128	79	61.7	11	3	27.3	11	11	100.0
		2100774	2023	1	11	8	72.7	75	39	52.0	11	11	100.0	11	7	63.6	110	108	98.2	49	31	63.3	49	29	59.2	59	22	37.3	94	58	61.7	15	5	33.3	14	10	71.4
	H/SCHOOL KEGOMODITSWE	2100646	2024	1													32	32	100.0	19	19	100.0	19	19	100.0	14	12	85.7	19	13	68.4	13	5	38.5	13	5	38.5
		2100646	2023	1													74	74	100.0	61	41	67.2	61	57	93.4	28	19	67.9	62	39	62.9	13	4	30.8	13	5	38.5

Province Districts	Centre Name	Centre Number	Exam Date	Quintile	Accounting			Agricultural Sciences			Business Studies			Economics			English First Additional Language			Geography			History			Life Sciences			Mathematical Literacy			Mathematics			Physical Sciences		
					Total Wrote	Achieved 30 - 100%	% Achieved at 30% and Above	Total Wrote	Achieved 30 - 100%	% Achieved at 30% and Above	Total Wrote	Achieved 30 - 100%	% Achieved at 30% and Above	Total Wrote	Achieved 30 - 100%	% Achieved at 30% and Above	Total Wrote	Achieved 30 - 100%	% Achieved at 30% and Above	Total Wrote	Achieved 30 - 100%	% Achieved at 30% and Above	Total Wrote	Achieved 30 - 100%	% Achieved at 30% and Above	Total Wrote	Achieved 30 - 100%	% Achieved at 30% and Above	Total Wrote	Achieved 30 - 100%	% Achieved at 30% and Above	Total Wrote	Achieved 30 - 100%	% Achieved at 30% and Above			
JOHN TAOLO GAETSEWE	H/SCHOOL LESEDI	2100873	2024	1				38	27	71.1						116	115	99.1	53	33	62.3	33	30	90.9	38	24	63.2	86	50	58.1	30	8	26.7	30	10	33.3	
	H/SCHOOL LESEDI	2100873	2023	1				84	28	33.3						162	160	98.8	108	58	53.7	60	39	65.0	73	13	17.8	126	65	51.6	37	3	8.1	37	8	21.6	
	H/SCHOOL MOSHAWENG	2101402	2024	1				37	33	89.2						49	49	100.0	36	33	91.7	12	12	100.0	21	21	100.0	36	32	88.9	13	13	100.0	13	10	76.9	
	H/SCHOOL MOSHAWENG	2101402	2023	1				62	43	69.4						77	76	98.7	59	37	62.7	15	12	80.0	30	30	100.0	59	42	71.2	18	18	100.0	18	14	77.8	
	H/SCHOOL NAMETSE-GANG	2101486	2024	1				49	45	91.8	49	41	83.7			142	142	100.0	68	59	86.8	68	67	98.5	25	21	84.0	117	97	82.9	25	20	80.0	25	20	80.0	
	H/SCHOOL NAMETSE-GANG	2101486	2023	1				50	42	84.0	48	42	87.5			164	164	100.0	77	46	59.7	75	64	85.3	36	32	88.9	127	93	73.2	32	26	81.3	35	28	80.0	
	H/SCHOOL OLEBOGENG	2101562	2024	1				22	10	45.5						61	61	100.0	61	43	70.5	23	22	95.7	24	22	91.7	45	29	64.4	16	12	75.0	16	13	81.3	
	H/SCHOOL OLEBOGENG	2101562	2023	1				29	15	51.7						87	87	100.0	86	61	70.9	43	39	90.7	31	22	71.0	72	52	72.2	15	13	86.7	15	12	80.0	
	H/SCHOOL PHAKANE	2101617	2024	3				21	19	90.5				33	22	66.7	108	108	100.0	50	49	98.0	47	47	100.0	28	23	82.1	101	82	81.2	7	7	100.0	7	7	100.0
	H/SCHOOL PHAKANE	2101617	2023	3				41	22	53.7				21	11	52.4	111	111	100.0	81	62	76.5	51	44	86.3	27	23	85.2	84	64	76.2	27	18	66.7	27	20	74.1
	H/SCHOOL PITSO-JANTJIE	2101655	2024	3				35	32	91.4						119	119	100.0	86	80	93.0	50	50	100.0	15	14	93.3	107	93	86.9	12	12	100.0	12	10	83.3	
	H/SCHOOL PITSO-JANTJIE	2101655	2023	3				37	30	81.1						161	161	100.0	66	48	72.7	64	64	100.0	44	25	56.8	144	121	84.0	18	16	88.9	18	17	94.4	
	H/SCHOOL REKGARAT-LHILE	2101821	2024	3				92	47	51.1						223	221	99.1	129	97	75.2	109	84	77.1	63	38	60.3	200	110	55.0	25	21	84.0	25	18	72.0	
	H/SCHOOL REKGARAT-LHILE	2101821	2023	3				65	29	44.6						154	153	99.4	125	85	68.0	63	44	69.8	59	29	49.2	127	83	65.4	28	11	39.3	28	11	39.3	
	H/SCHOOL REMMOGO	2101827	2024	3				94	63	67.0	25	13	52.0			355	355	100.0	357	269	75.4	203	173	85.2	155	71	45.8	297	176	59.3	59	27	45.8	59	31	52.5	
	H/SCHOOL REMMOGO	2101827	2023	3				39	18	46.2	18	16	88.9			152	152	100.0	152	115	75.7	72	58	80.6	62	52	83.9	111	69	62.2	41	26	63.4	41	31	75.6	
	H/SCHOOL SEGOPOTSO	2101920	2024	3				33	26	78.8						41	41	100.0	28	28	100.0	19	17	89.5	10	10	100.0	33	26	78.8	8	3	37.5	8	7	87.5	
	H/SCHOOL SEGOPOTSO	2101920	2023	3				26	24	92.3						35	35	100.0	18	18	100.0				25	24	96.0	26	24	92.3	9	5	55.6	9	6	66.7	
	H/skool Kalahari	2045401	2024	5	28	25	89.3				96	82	85.4	40	32	80.0	75	75	100.0	50	50	100.0				66	48	72.7	127	122	96.1	48	41	85.4	29	27	93.1
	H/skool Kalahari	2045401	2023	5	18	18	100.0				109	98	89.9	68	47	69.1	78	78	100.0	33	32	97.0				32	28	87.5	118	116	98.3	48	40	83.3	28	26	92.9

Province Districts	Centre Name	Centre Number	Exam Date	Quintile	Accounting			Agricultural Sciences			Business Studies			Economics			English First Additional Language			Geography			History			Life Sciences			Mathematical Literacy			Mathematics			Physical Sciences		
					Total Wrote	Achieved 30 - 100%	% Achieved at 30% and Above	Total Wrote	Achieved 30 - 100%	% Achieved at 30% and Above	Total Wrote	Achieved 30 - 100%	% Achieved at 30% and Above	Total Wrote	Achieved 30 - 100%	% Achieved at 30% and Above	Total Wrote	Achieved 30 - 100%	% Achieved at 30% and Above	Total Wrote	Achieved 30 - 100%	% Achieved at 30% and Above	Total Wrote	Achieved 30 - 100%	% Achieved at 30% and Above	Total Wrote	Achieved 30 - 100%	% Achieved at 30% and Above	Total Wrote	Achieved 30 - 100%	% Achieved at 30% and Above	Total Wrote	Achieved 30 - 100%	% Achieved at 30% and Above	Total Wrote	Achieved 30 - 100%	% Achieved at 30% and Above
					JOHN TAOLO GAETSEWE	H/skool Kathu	2044402	2024	5	11	5	45.5				80	55	68.8				89	89	100.0	22	19	86.4	37	36	97.3	46	28	60.9	90	83	92.2	27
		2044402	2023	5	16	11	68.8				75	60	80.0				107	107	100.0	26	20	76.9	22	19	86.4	41	29	70.7	86	82	95.3	39	31	79.5	21	17	81.0
	H/skool Langberg	2044302	2024	3	7	6	85.7	9	8	88.9	32	32	100.0	17	15	88.2	107	107	100.0	21	17	81.0	71	57	80.3	10	9	90.0	89	49	55.1	18	11	61.1	17	10	58.8
		2044302	2023	3	9	4	44.4	9	7	77.8	31	23	74.2	18	7	38.9	87	87	100.0	13	8	61.5	50	42	84.0	17	7	41.2	69	38	55.1	18	3	16.7	18	7	38.9
	H/skool Wrenchville	2045403	2024	3							119	76	63.9				58	58	100.0	103	88	85.4	76	65	85.5	70	34	48.6	114	85	74.6	32	14	43.8	27	11	40.7
		2045403	2023	3							90	74	82.2				60	60	100.0	110	104	94.5	49	45	91.8	64	31	48.4	84	70	83.3	26	18	69.2	21	19	90.5
	Hotazel Combined School	2045303	2024	3	6	4	66.7				25	11	44.0				58	58	100.0	31	23	74.2	29	26	89.7	29	14	48.3	47	29	61.7	11	7	63.6	10	6	60.0
		2045303	2023	3	4	1	25.0				13	10	76.9				55	55	100.0	34	25	73.5	29	22	75.9	26	14	53.8	42	32	76.2	13	4	30.8	13	6	46.2
	HOTAZEL PRIMARY	2045209	2024	5	5	4	80.0				21	20	95.2				6	6	100.0	13	13	100.0				11	9	81.8	25	25	100.0	8	7	87.5	3	3	100.0
		2045209	2023	5	6	4	66.7				11	11	100.0				16	16	100.0	19	17	89.5				17	16	94.1	17	17	100.0	8	8	100.0	7	7	100.0
	MAMASILO INTERMEDIATE SCHOOL	2101056	2024	1				32	28	87.5							61	61	100.0	29	17	58.6	29	22	75.9	32	22	68.8	48	30	62.5	13	5	38.5	13	8	61.5
		2101056	2023	1				20	9	45.0							35	34	97.1	15	13	86.7	20	10	50.0	5	4	80.0	20	10	50.0	15	5	33.3	15	7	46.7
	SEDIBA ACADEMY	2051301	2024	5							20	18	90.0	17	16	94.1				13	13	100.0				6	6	100.0	16	16	100.0	12	8	66.7	7	5	71.4
		2051301	2023	5							14	14	100.0							6	6	100.0				3	3	100.0	8	8	100.0	10	9	90.0	7	7	100.0
NAMAKWA	Brandvlei Intermediate School	2034302	2024	2							21	4	19.0				21	21	100.0				21	21	100.0				21	18	85.7						
		2034302	2023	2							24	1	4.2				24	24	100.0				24	17	70.8				24	21	87.5						
	F J Smit Intermediate School	2032302	2024	5	3	3	100.0				20	11	55.0				27	27	100.0	24	21	87.5	27	27	100.0	7	2	28.6	27	23	85.2						
		2032302	2023	5	3	3	100.0				19	8	42.1				27	27	100.0	24	21	87.5	27	23	85.2	8	7	87.5	27	26	96.3						
	H/skool Aggeneys	2034206	2024	5	14	13	92.9				24	22	91.7				28	28	100.0	14	14	100.0				18	12	66.7	20	19	95.0	8	6	75.0	4	3	75.0
		2034206	2023	5	11	8	72.7				21	19	90.5				22	22	100.0	11	10	90.9				14	6	42.9	18	18	100.0	4	4	100.0	1	1	100.0



Province Districts	Centre Name	Centre Number	Exam Date	Quintile	Accounting			Agricultural Sciences			Business Studies			Economics			English First Additional Language			Geography			History			Life Sciences			Mathematical Literacy			Mathematics			Physical Sciences			
					Total Wrote	Achieved 30 - 100%	% Achieved at 30% and Above	Total Wrote	Achieved 30 - 100%	% Achieved at 30% and Above	Total Wrote	Achieved 30 - 100%	% Achieved at 30% and Above	Total Wrote	Achieved 30 - 100%	% Achieved at 30% and Above	Total Wrote	Achieved 30 - 100%	% Achieved at 30% and Above	Total Wrote	Achieved 30 - 100%	% Achieved at 30% and Above	Total Wrote	Achieved 30 - 100%	% Achieved at 30% and Above	Total Wrote	Achieved 30 - 100%	% Achieved at 30% and Above	Total Wrote	Achieved 30 - 100%	% Achieved at 30% and Above	Total Wrote	Achieved 30 - 100%	% Achieved at 30% and Above	Total Wrote	Achieved 30 - 100%	% Achieved at 30% and Above	
					NAMAKWA	H/skool Alexanderbaai	2031402	2024	5				6	3	50.0	18	12	66.7				24	24	100.0							6	4	66.7	21	19	90.5	3	3
		2031402	2023	5				17	10	58.8	14	8	57.1				24	24	100.0							9	7	77.8	24	18	75.0							
	H/skool Boesmanland	2034304	2024	4	8	4	50.0				37	20	54.1				56	56	100.0	44	36	81.8	56	54	96.4	9	8	88.9	50	40	80.0	5	3	60.0	4	3	75.0	
		2034304	2023	4	5	2	40.0				42	21	50.0				69	69	100.0	56	42	75.0	69	59	85.5	27	14	51.9	54	38	70.4	15	3	20.0	6	6	100.0	
	H/skool Calvinia	2033402	2024	5	3	3	100.0										37	37	100.0	34	34	100.0				19	18	94.7	31	31	100.0	6	5	83.3	4	4	100.0	
		2033402	2023	5	8	7	87.5										36	36	100.0	28	28	100.0				19	14	73.7	29	29	100.0	7	7	100.0	5	5	100.0	
	H/skool Concordia	2031401	2024	4	13	13	100.0				32	27	84.4				74	74	100.0	64	64	100.0				45	34	75.6	54	53	98.1	20	10	50.0	13	9	69.2	
		2031401	2023	4	11	11	100.0				47	28	59.6				82	82	100.0	59	57	96.6				47	27	57.4	63	62	98.4	19	15	78.9	14	12	85.7	
	H/skool Fraserburg	2033301	2024	2							11	11	100.0				11	11	100.0				11	11	100.0	11	7	63.6	11	11	100.0							
		2033301	2023	2							18	16	88.9				18	17	94.4				18	17	94.4	18	13	72.2	18	17	94.4							
	H/skool Garies	2033302	2024	5	6	4	66.7				13	12	92.3				37	37	100.0	31	26	83.9	22	21	95.5	15	13	86.7	31	28	90.3	6	3	50.0				
		2033302	2023	5	8	6	75.0				15	14	93.3				37	37	100.0	29	24	82.8	25	23	92.0	12	10	83.3	29	28	96.6	8	3	37.5	4	3	75.0	
	H/skool Hantam	2033401	2024	4	2	2	100.0				32	15	46.9				79	79	100.0	79	71	89.9	61	57	93.4	49	17	34.7	81	64	79.0							
		2033401	2023	4							28	13	46.4				74	73	98.6	76	57	75.0	56	53	94.6	48	14	29.2	76	51	67.1							
	H/skool Kharkhams	2032305	2024	1	4	4	100.0				15	7	46.7				36	36	100.0	36	33	91.7	28	26	92.9	21	13	61.9	30	24	80.0	6	4	66.7	4	4	100.0	
		2032305	2023	1	4	1	25.0				22	10	45.5	5	3	60.0	42	42	100.0	37	36	97.3	35	35	100.0	20	13	65.0	35	29	82.9	7	4	57.1	3	3	100.0	
	H/skool Loeriesfontein	2033211	2024	4													10	10	100.0							10	6	60.0	10	10	100.0							
		2033211	2023	4	10	8	80.0				5	2	40.0				15	15	100.0	15	14	93.3				15	7	46.7	9	8	88.9	6	1	16.7				
	H/skool Nababeep	2031302	2024	5	3	2	66.7				16	12	75.0	23	9	39.1	29	29	100.0	17	15	88.2				13	10	76.9	23	21	91.3	6	5	83.3	6	5	83.3	
		2031302	2023	5	4	4	100.0				27	19	70.4	38	25	65.8	48	48	100.0	39	37	94.9				21	17	81.0	38	34	89.5	10	10	100.0	10	8	80.0	

Province Districts	Centre Name	Centre Number	Exam Date	Quintile	Accounting			Agricultural Sciences			Business Studies			Economics			English First Additional Language			Geography			History			Life Sciences			Mathematical Literacy			Mathematics			Physical Sciences					
					Total Wrote	Achieved 30 - 100%	% Achieved at 30% and Above	Total Wrote	Achieved 30 - 100%	% Achieved at 30% and Above	Total Wrote	Achieved 30 - 100%	% Achieved at 30% and Above	Total Wrote	Achieved 30 - 100%	% Achieved at 30% and Above	Total Wrote	Achieved 30 - 100%	% Achieved at 30% and Above	Total Wrote	Achieved 30 - 100%	% Achieved at 30% and Above	Total Wrote	Achieved 30 - 100%	% Achieved at 30% and Above	Total Wrote	Achieved 30 - 100%	% Achieved at 30% and Above	Total Wrote	Achieved 30 - 100%	% Achieved at 30% and Above	Total Wrote	Achieved 30 - 100%	% Achieved at 30% and Above	Total Wrote	Achieved 30 - 100%	% Achieved at 30% and Above			
					NAMAKWA	H/skool Namakwaland	2032401	2024	5	47	41	87.2				58	49	84.5				121	121	100.0	25	24	96.0				31	21	67.7	62	60	96.8	36	27	75.0	20
	2032401	2023	5	40		35	87.5				38	27	71.1				103	103	100.0	18	18	100.0				36	27	75.0	37	36	97.3	49	30	61.2	28	19	67.9			
H/skool O'kiep	2034309	2024	4	7		3	42.9				12	10	83.3				27	27	100.0	11	11	100.0	17	17	100.0	5	2	40.0	25	22	88.0	2	2	100.0	1	1	100.0			
	2034309	2023	4	5		2	40.0				19	8	42.1				34	34	100.0	12	9	75.0	27	27	100.0	7	4	57.1	31	26	83.9	3	2	66.7	2	2	100.0			
H/skool Port Nolloth	2032308	2024	4								28	19	67.9				33	33	100.0	22	22	100.0	21	21	100.0	4	2	50.0	27	27	100.0	6	5	83.3	5	4	80.0			
	2032308	2023	4								31	18	58.1				41	41	100.0	34	33	97.1	24	24	100.0	13	7	53.8	28	25	89.3	13	9	69.2	10	7	70.0			
H/skool Protea	2033313	2024	2								17	12	70.6				17	17	100.0	17	14	82.4	9	9	100.0	8	5	62.5	14	14	100.0	3	3	100.0						
	2033313	2023	2								19	12	63.2				19	19	100.0	19	17	89.5	10	9	90.0	9	7	77.8	19	19	100.0									
H/skool SA Van Wyk	2032402	2024	5	5		4	80.0				12	11	91.7				19	19	100.0	14	14	100.0				19	10	52.6	9	8	88.9	10	7	70.0	7	3	42.9			
	2032402	2023	5	7		5	71.4				22	12	54.5				22	22	100.0	15	14	93.3				22	13	59.1	15	14	93.3	7	3	42.9						
H/skool Steinkopf	2031403	2024	4	6		6	100.0				43	22	51.2				58	58	100.0	52	44	84.6				46	21	45.7	46	43	93.5	12	6	50.0	6	4	66.7			
	2031403	2023	4	12		11	91.7				52	32	61.5				64	64	100.0	52	50	96.2				44	21	47.7	54	52	96.3	10	8	80.0	5	4	80.0			
H/skool Sutherland	2033303	2024	4	2		2	100.0				17	8	47.1				18	18	100.0				16	16	100.0	11	2	18.2	17	17	100.0	1	0	0.0	1	0	0.0			
	2033303	2023	4	4		4	100.0				11	5	45.5				16	16	100.0				12	12	100.0	11	4	36.4	11	11	100.0	5	3	60.0	5	4	80.0			
H/skool Williston	2033304	2024	4								31	26	83.9				31	31	100.0	31	30	96.8							31	30	96.8									
	2033304	2023	4								31	17	54.8				31	31	100.0	31	28	90.3							31	28	90.3									
St Anna Privaatskool	2034401	2024	99								14	9	64.3				14	14	100.0	7	7	100.0				7	3	42.9	14	10	71.4									
	2034401	2023	99								13	10	76.9				13	13	100.0	7	7	100.0				6	2	33.3	13	12	92.3									

Province Districts	Centre Name	Centre Number	Exam Date	Quintile	Accounting			Agricultural Sciences			Business Studies			Economics			English First Additional Language			Geography			History			Life Sciences			Mathematical Literacy			Mathematics			Physical Sciences				
					Total Wrote	Achieved 30 - 100%	% Achieved at 30% and Above	Total Wrote	Achieved 30 - 100%	% Achieved at 30% and Above	Total Wrote	Achieved 30 - 100%	% Achieved at 30% and Above	Total Wrote	Achieved 30 - 100%	% Achieved at 30% and Above	Total Wrote	Achieved 30 - 100%	% Achieved at 30% and Above	Total Wrote	Achieved 30 - 100%	% Achieved at 30% and Above	Total Wrote	Achieved 30 - 100%	% Achieved at 30% and Above	Total Wrote	Achieved 30 - 100%	% Achieved at 30% and Above	Total Wrote	Achieved 30 - 100%	% Achieved at 30% and Above	Total Wrote	Achieved 30 - 100%	% Achieved at 30% and Above	Total Wrote	Achieved 30 - 100%	% Achieved at 30% and Above		
					PIXLEY KA SEMA	H/SCHOOL BONGANI	2011404	2024	2	1	1	100.0				21	16	76.2				32	32	100.0	11	11	100.0	30	30	100.0	4	4	100.0	29	28	96.6	3	3	100.0
	2011404	2023	2	5		5	100.0				20	16	80.0				48	48	100.0	34	31	91.2	46	45	97.8	15	12	80.0	36	34	94.4	12	9	75.0	2	2	100.0		
H/SCHOOL ENOCH MTHETHO	2023401	2024	2	14		9	64.3				36	29	80.6				45	45	100.0							31	20	64.5	32	27	84.4	13	3	23.1	9	6	66.7		
	2023401	2023	2	6		2	33.3				13	10	76.9				21	21	100.0							15	7	46.7	11	10	90.9	10	2	20.0	8	2	25.0		
H/SCHOOL MONWABISI	2021403	2024	3	8		8	100.0				37	32	86.5	37	36	97.3	91	91	100.0	34	33	97.1	34	34	100.0	54	43	79.6	69	59	85.5	22	22	100.0	20	19	95.0		
	2021403	2023	3	8		8	100.0				40	25	62.5	40	36	90.0	100	100	100.0	48	35	72.9	48	48	100.0	61	33	54.1	86	69	80.2	15	15	100.0	13	12	92.3		
H/SCHOOL PHAKAMISANI	2023402	2024	2								12	6	50.0	12	4	33.3	55	55	100.0	43	29	67.4	43	41	95.3	55	15	27.3	55	28	50.9								
	2023402	2023	2								21	10	47.6	21	10	47.6	50	50	100.0	29	21	72.4	29	26	89.7	50	12	24.0	50	31	62.0								
H/SCHOOL PHILIPSTOWN	2021208	2024	1								18	18	100.0	18	13	72.2	18	18	100.0								18	9	50.0	18	17	94.4							
	2021208	2023	1								21	17	81.0	21	17	81.0	21	21	100.0								21	12	57.1	21	16	76.2							
H/SCHOOL UMSO	2023403	2024	2	25		19	76.0				52	37	71.2	25	24	96.0	155	155	100.0	103	102	99.0	75	73	97.3	103	73	70.9	124	118	95.2	31	26	83.9	28	24	85.7		
	2023403	2023	2	29		14	48.3				62	37	59.7	29	22	75.9	145	145	100.0	83	64	77.1	64	58	90.6	83	45	54.2	126	95	75.4	20	18	90.0	19	17	89.5		
H/skool Carnarvon	2024401	2024	4	24		22	91.7				25	17	68.0				57	57	100.0	26	22	84.6	25	22	88.0	15	8	53.3	49	42	85.7	8	6	75.0	7	6	85.7		
	2024401	2023	4	13		12	92.3				13	11	84.6				57	57	100.0	41	28	68.3	42	36	85.7	17	5	29.4	52	39	75.0	5	1	20.0	3	1	33.3		
H/skool Colesberg	2023302	2024	4								40	29	72.5				43	43	100.0							7	7	100.0	40	39	97.5	3	3	100.0	3	3	100.0		
	2023302	2023	4								50	43	86.0				51	51	100.0							19	12	63.2	49	47	95.9	3	3	100.0	2	1	50.0		
H/skool De Aar	2021401	2024	5	18		18	100.0				41	30	73.2	23	16	69.6	21	21	100.0						17	17	100.0	36	29	80.6	50	48	96.0	25	24	96.0	19	16	84.2
	2021401	2023	5	11		9	81.8				41	31	75.6	36	21	58.3	22	22	100.0						23	22	95.7	27	20	74.1	49	48	98.0	24	22	91.7	20	18	90.0
H/skool Douglas	2011305	2024	5	4	4	100.0	17	17	100.0	10	9	90.0				33	33	100.0							15	15	100.0	21	21	100.0	12	12	100.0	7	7	100.0			
	2011305	2023	5	3	3	100.0	11	11	100.0	16	13	81.3				35	35	100.0							12	12	100.0	24	24	100.0	11	10	90.9	8	8	100.0			

Province Districts	Centre Name	Centre Number	Exam Date	Quintile	Accounting			Agricultural Sciences			Business Studies			Economics			English First Additional Language			Geography			History			Life Sciences			Mathematical Literacy			Mathematics			Physical Sciences			
					Total Wrote	Achieved 30 - 100%	% Achieved at 30% and Above	Total Wrote	Achieved 30 - 100%	% Achieved at 30% and Above	Total Wrote	Achieved 30 - 100%	% Achieved at 30% and Above	Total Wrote	Achieved 30 - 100%	% Achieved at 30% and Above	Total Wrote	Achieved 30 - 100%	% Achieved at 30% and Above	Total Wrote	Achieved 30 - 100%	% Achieved at 30% and Above	Total Wrote	Achieved 30 - 100%	% Achieved at 30% and Above	Total Wrote	Achieved 30 - 100%	% Achieved at 30% and Above	Total Wrote	Achieved 30 - 100%	% Achieved at 30% and Above	Total Wrote	Achieved 30 - 100%	% Achieved at 30% and Above	Total Wrote	Achieved 30 - 100%	% Achieved at 30% and Above	
					H/skool Gariep	2022402	2024	4	8	5	62.5				35	29	82.9				102	102	100.0	58	51	87.9	94	90	95.7	16	13	81.3	97	84	86.6	5	4	80.0
	2022402	2023	4	12	4	33.3				39	27	69.2				123	123	100.0	66	52	78.8	96	79	82.3	26	20	76.9	115	89	77.4	8	6	75.0	5	5	100.0		
H/skool Hopetown	2022301	2024	4	4	4	100.0	1	1	100.0	9	9	100.0				17	17	100.0							16	14	87.5	9	9	100.0	8	8	100.0	7	7	100.0		
	2022301	2023	4	7	7	100.0	2	2	100.0	15	15	100.0				25	25	100.0							23	22	95.7	12	12	100.0	13	13	100.0	10	9	90.0		
H/skool Karrikamma	2016401	2024	2	3	3	100.0				26	8	30.8				57	57	100.0				58	58	100.0	32	14	43.8	54	40	74.1	4	2	50.0					
	2016401	2023	2	1	1	100.0				46	20	43.5				78	78	100.0				76	72	94.7	30	13	43.3	69	53	76.8	7	2	28.6	1	0	0.0		
H/skool Orion	2021404	2024	2	4	2	50.0				31	8	25.8				74	74	100.0	66	56	84.8	63	60	95.2	43	19	44.2	66	49	74.2	8	2	25.0	5	3	60.0		
	2021404	2023	2	4	0	0.0				33	14	42.4				99	99	100.0	82	62	75.6	81	73	90.1	66	17	25.8	89	48	53.9	11	1	9.1	9	1	11.1		
H/skool Petrusville	2021402	2024	1	31	23	74.2				64	59	92.2				74	74	100.0	43	41	95.3	44	43	97.7	40	35	87.5	70	68	97.1	4	1	25.0					
	2021402	2023	1	30	23	76.7				30	29	96.7				93	92	98.9	63	49	77.8	63	62	98.4	93	48	51.6	84	65	77.4	9	4	44.4					
H/skool Prieska	2022302	2024	5	6	6	100.0	4	4	100.0	11	8	72.7				28	28	100.0	4	4	100.0				10	9	90.0	21	21	100.0	7	6	85.7	4	4	100.0		
	2022302	2023	5	3	3	100.0				4	3	75.0				16	16	100.0	7	7	100.0				9	8	88.9	12	12	100.0	4	4	100.0	3	3	100.0		
H/skool Richmond	2024303	2024	4							40	23	57.5				43	43	100.0	36	34	94.4	43	43	100.0	7	5	71.4	39	32	82.1	4	1	25.0	3	0	0.0		
	2024303	2023	4							44	24	54.5				46	46	100.0	40	35	87.5	46	43	93.5	6	4	66.7	39	27	69.2	7	2	28.6	2	0	0.0		
H/skool Steynville	2022305	2024	3	4	4	100.0	7	7	100.0	34	28	82.4	20	20	100.0	77	77	100.0	43	39	90.7	66	65	98.5	10	6	60.0	76	68	89.5	1	1	100.0					
	2022305	2023	3	8	6	75.0	8	5	62.5	36	27	75.0	36	25	69.4	94	94	100.0	56	44	78.6	81	73	90.1	9	6	66.7	87	62	71.3	8	4	50.0					
H/skool Theron	2022303	2024	2							55	33	60.0				55	55	100.0	55	37	67.3	47	41	87.2	8	4	50.0	55	34	61.8								
	2022303	2023	2	3	2	66.7				48	40	83.3				48	48	100.0	45	26	57.8	41	33	80.5	7	3	42.9	42	30	71.4	6	1	16.7					
H/skool Veritas	2021405	2024	2							14	14	100.0	12	12	100.0	70	70	100.0									11	11	100.0	12	11	91.7	11	9	81.8			
	2021405	2023	2	10	6	60.0				22	12	54.5	31	16	51.6	94	93	98.9									22	13	59.1	19	6	31.6	19	7	36.8			


Province Districts	Centre Name	Centre Number	Exam Date	Quintile	Accounting			Agricultural Sciences			Business Studies			Economics			English First Additional Language			Geography			History			Life Sciences			Mathematical Literacy			Mathematics			Physical Sciences		
					Total Wrote	Achieved 30 - 100%	% Achieved at 30% and Above	Total Wrote	Achieved 30 - 100%	% Achieved at 30% and Above	Total Wrote	Achieved 30 - 100%	% Achieved at 30% and Above	Total Wrote	Achieved 30 - 100%	% Achieved at 30% and Above	Total Wrote	Achieved 30 - 100%	% Achieved at 30% and Above	Total Wrote	Achieved 30 - 100%	% Achieved at 30% and Above	Total Wrote	Achieved 30 - 100%	% Achieved at 30% and Above	Total Wrote	Achieved 30 - 100%	% Achieved at 30% and Above	Total Wrote	Achieved 30 - 100%	% Achieved at 30% and Above	Total Wrote	Achieved 30 - 100%	% Achieved at 30% and Above	Total Wrote	Achieved 30 - 100%	% Achieved at 30% and Above
					PIXLEY KA SEMA	H/skool Victoria-Wes	2024307	2024	2	4	0	0.0				36	15	41.7	3	3	100.0	66	64	97.0	30	19	63.3	63	51	81.0	7	7	100.0	66	44	66.7	
		2024307	2023	2	7	3	42.9				30	16	53.3	7	7	100.0	64	63	98.4	34	23	67.6	57	49	86.0	12	7	58.3	59	40	67.8	5	4	80.0			
	H/skool Weslaan	2011302	2024	4	6	6	100.0				48	22	45.8				118	118	100.0	65	48	73.8	112	101	90.2	20	19	95.0	110	76	69.1	8	6	75.0	5	4	80.0
		2011302	2023	4	9	9	100.0				59	36	61.0	19	17	89.5	152	152	100.0	91	56	61.5	143	112	78.3	21	13	61.9	145	83	57.2	7	7	100.0	2	2	100.0
	Noupoort Christian Education College	2023404	2024	5							1	0	0.0										1	1	100.0				1	1	100.0						
		2023404	2023	5							2	2	100.0										3	3	100.0	1	1	100.0	3	3	100.0						
	Noupoort Gekombineerde Skool	2023303	2024	4							54	26	48.1				54	54	100.0							13	9	69.2	52	31	59.6	2	2	100.0	2	2	100.0
		2023303	2023	4							45	20	44.4				45	45	100.0							14	8	57.1	37	22	59.5	8	1	12.5	8	5	62.5
	Strydenburg Combined School	2022307	2024	2							16	14	87.5				23	23	100.0	13	13	100.0				10	6	60.0	23	21	91.3						
		2022307	2023	2							21	20	95.2				26	26	100.0	11	10	90.9				15	8	53.3	26	25	96.2						
	Victoria-Wes Gekombineerde Skool	2024304	2024	2	3	3	100.0				45	17	37.8				45	45	100.0				45	43	95.6	41	3	7.3	43	30	69.8	2	1	50.0			
		2024304	2023	2	3	3	100.0				32	25	78.1				32	32	100.0				32	32	100.0	30	8	26.7	30	24	80.0	2	2	100.0			
Z F MCGAWU	FRIERSDALE COMBINED SCHOOL	2042302	2024	2							22	20	90.9				54	54	100.0	17	17	100.0	36	36	100.0	8	7	87.5	45	39	86.7	7	1	14.3	3	1	33.3
		2042302	2023	2							17	13	76.5				50	50	100.0	10	7	70.0	40	32	80.0	8	6	75.0	47	35	74.5	3	2	66.7	3	2	66.7
	H/skool A J Ferreira	2041401	2024	4	5	4	80.0				48	22	45.8	14	5	35.7	140	140	100.0	94	80	85.1	63	58	92.1	15	15	100.0	130	77	59.2	9	4	44.4	6	3	50.0
		2041401	2023	4	10	4	40.0				62	19	30.6	31	12	38.7	191	188	98.4	97	68	70.1	94	86	91.5	19	13	68.4	187	119	63.6	5	3	60.0	2	2	100.0
	H/skool Blinkklip	2044401	2024	4	11	8	72.7				39	24	61.5				160	160	100.0	66	55	83.3	107	101	94.4	29	11	37.9	141	113	80.1	19	6	31.6	12	9	75.0
		2044401	2023	4	9	7	77.8				29	16	55.2				108	107	99.1	79	58	73.4	88	76	86.4	17	11	64.7	101	77	76.2	8	1	12.5	6	3	50.0
	H/skool Carlton van Heerden	2043401	2024	4	37	21	56.8				42	25	59.5	20	16	80.0	174	174	100.0	69	69	100.0	135	132	97.8	44	36	81.8	151	103	68.2	24	10	41.7	12	6	50.0
		2043401	2023	4	39	29	74.4				42	23	54.8	30	22	73.3	218	218	100.0	94	83	88.3	183	167	91.3	51	40	78.4	199	145	72.9	19	15	78.9	9	8	88.9

Province Districts	Centre Name	Centre Number	Exam Date	Quintile	Accounting			Agricultural Sciences			Business Studies			Economics			English First Additional Language			Geography			History			Life Sciences			Mathematical Literacy			Mathematics			Physical Sciences		
					Total Wrote	Achieved 30 - 100%	% Achieved at 30% and Above	Total Wrote	Achieved 30 - 100%	% Achieved at 30% and Above	Total Wrote	Achieved 30 - 100%	% Achieved at 30% and Above	Total Wrote	Achieved 30 - 100%	% Achieved at 30% and Above	Total Wrote	Achieved 30 - 100%	% Achieved at 30% and Above	Total Wrote	Achieved 30 - 100%	% Achieved at 30% and Above	Total Wrote	Achieved 30 - 100%	% Achieved at 30% and Above	Total Wrote	Achieved 30 - 100%	% Achieved at 30% and Above	Total Wrote	Achieved 30 - 100%	% Achieved at 30% and Above	Total Wrote	Achieved 30 - 100%	% Achieved at 30% and Above	Total Wrote	Achieved 30 - 100%	% Achieved at 30% and Above
					Z F MGCAMU	H/skool Danielskuil	2045302	2024	5	12	8	66.7				28	21	75.0				43	43	100.0	38	36	94.7	44	40	90.9	22	17	77.3	68	53	77.9	22
		2045302	2023	5	22	12	54.5				40	29	72.5				42	42	100.0	36	34	94.4	46	45	97.8	20	17	85.0	70	64	91.4	18	10	55.6	13	9	69.2
	H/skool Duineveld	2041402	2024	5	35	33	94.3				40	34	85.0	5	5	100.0	126	126	100.0	25	25	100.0				70	61	87.1	59	54	91.5	85	77	90.6	49	46	93.9
		2041402	2023	5	39	36	92.3				26	24	92.3	10	10	100.0	123	123	100.0	32	31	96.9				58	51	87.9	75	74	98.7	71	62	87.3	39	36	92.3
	H/skool Groblershoop	2043402	2024	4	8	7	87.5				101	70	69.3				161	161	100.0				139	134	96.4	28	24	85.7	151	103	68.2	13	4	30.8	7	4	57.1
		2043402	2023	4	16	13	81.3				134	97	72.4				166	166	100.0				152	145	95.4	37	33	89.2	155	112	72.3	13	7	53.8	7	3	42.9
	H/skool Kakamas	2043303	2024	4	6	6	100.0							13	7	53.8	140	138	98.6	53	32	60.4	114	93	81.6	39	19	48.7	131	56	42.7	9	7	77.8	9	6	66.7
		2043303	2023	4	9	7	77.8							30	13	43.3	136	135	99.3	65	34	52.3	107	89	83.2	39	16	41.0	127	67	52.8	9	4	44.4	8	3	37.5
	H/skool Keimoes	2042303	2024	4							34	29	85.3				63	63	100.0				63	63	100.0	11	9	81.8	57	50	87.7	6	4	66.7	4	4	100.0
		2042303	2023	4							27	22	81.5				58	58	100.0				59	55	93.2	16	14	87.5	50	38	76.0	9	2	22.2	6	2	33.3
	H/skool Kenhardt	2034305	2024	2	6	6	100.0				11	10	90.9				45	45	100.0	8	8	100.0	45	45	100.0				41	36	87.8	4	0	0.0			
		2034305	2023	2	5	5	100.0				13	13	100.0				46	44	95.7	4	4	100.0	38	38	100.0	8	4	50.0	38	27	71.1	8	1	12.5			
	H/skool Kuilsville	2045402	2024	4							35	24	68.6				94	94	100.0	58	52	89.7	87	86	98.9	29	22	75.9	69	45	65.2	26	7	26.9	26	15	57.7
		2045402	2023	4							34	23	67.6				99	99	100.0	59	45	76.3	84	76	90.5	21	20	95.2	84	66	78.6	15	4	26.7	15	12	80.0
	H/skool Martin Oosthuizen	2043403	2024	5	15	13	86.7	16	16	100.0	22	18	81.8				51	51	100.0							13	12	92.3	43	43	100.0	8	8	100.0	3	3	100.0
		2043403	2023	5	19	17	89.5	9	9	100.0	24	23	95.8				39	39	100.0							6	6	100.0	29	29	100.0	10	10	100.0	4	3	75.0
	H/skool Oranjezicht	2042401	2024	4	14	12	85.7				21	20	95.2	15	15	100.0	117	117	100.0	26	26	100.0	95	92	96.8	13	8	61.5	115	80	69.6	2	2	100.0	1	1	100.0
		2042401	2023	4	12	10	83.3				27	17	63.0	27	18	66.7	126	126	100.0	59	55	93.2	98	94	95.9	25	21	84.0	114	87	76.3	12	6	50.0	7	4	57.1
	H/skool Postmasburg	2044403	2024	5	14	9	64.3				43	34	79.1				42	42	100.0				22	22	100.0	28	23	82.1	67	64	95.5	25	13	52.0	13	9	69.2
		2044403	2023	5	13	13	100.0				56	51	91.1				53	53	100.0				32	32	100.0	29	19	65.5	69	69	100.0	24	21	87.5	17	10	58.8

Province Districts	Centre Name	Centre Number	Exam Date	Quintile	Accounting			Agricultural Sciences			Business Studies			Economics			English First Additional Language			Geography			History			Life Sciences			Mathematical Literacy			Mathematics			Physical Sciences				
					Total Wrote	Achieved 30 - 100%	% Achieved at 30% and Above	Total Wrote	Achieved 30 - 100%	% Achieved at 30% and Above	Total Wrote	Achieved 30 - 100%	% Achieved at 30% and Above	Total Wrote	Achieved 30 - 100%	% Achieved at 30% and Above	Total Wrote	Achieved 30 - 100%	% Achieved at 30% and Above	Total Wrote	Achieved 30 - 100%	% Achieved at 30% and Above	Total Wrote	Achieved 30 - 100%	% Achieved at 30% and Above	Total Wrote	Achieved 30 - 100%	% Achieved at 30% and Above	Total Wrote	Achieved 30 - 100%	% Achieved at 30% and Above	Total Wrote	Achieved 30 - 100%	% Achieved at 30% and Above	Total Wrote	Achieved 30 - 100%	% Achieved at 30% and Above		
Z.F. MCGAWU	H/skool Rietfontein	2041301	2024	1									17	15	88.2	95	95	100.0	13	12	92.3	76	64	84.2	12	5	41.7	95	67	70.5									
		2041301	2023	1	14	6	42.9						65	23	35.4	77	77	100.0	13	13	100.0	54	46	85.2	11	8	72.7	62	44	71.0	14	3	21.4	7	6	85.7			
	H/skool S C Kearns	2043306	2024	4	14	13	92.9				20	18	90.0	10	8	80.0	193	190	98.4	98	56	57.1	130	116	89.2	27	18	66.7	179	107	59.8	14	6	42.9	8	2	25.0		
		2043306	2023	4	16	12	75.0				53	29	54.7	28	10	35.7	171	166	97.1	116	67	57.8	81	75	92.6	25	17	68.0	158	110	69.6	13	5	38.5	8	3	37.5		
	H/skool Saul Damon	2042403	2024	3	17	10	58.8							49	26	53.1	196	196	100.0	81	63	77.8	143	134	93.7	34	32	94.1	134	106	79.1	33	15	45.5	18	14	77.8		
		2042403	2023	3	25	10	40.0							56	29	51.8	191	191	100.0	97	73	75.3	114	103	90.4	25	21	84.0	123	97	78.9	27	11	40.7	15	11	73.3		
	H/skool Upington	2041403	2024	5	24	24	100.0				40	34	85.0				94	94	100.0	28	28	100.0				47	39	83.0	76	76	100.0	45	39	86.7	23	20	87.0		
		2041403	2023	5	30	28	93.3				58	52	89.7				109	109	100.0	40	39	97.5				53	45	84.9	109	108	99.1	36	33	91.7	12	12	100.0		
	Pabellelo High School	2042402	2024	1	24	22	91.7				36	26	72.2				142	142	100.0	78	78	100.0	121	116	95.9	35	23	65.7	129	102	79.1	13	5	38.5	11	5	45.5		
		2042402	2023	1	46	24	52.2				46	29	63.0				168	168	100.0	81	63	77.8	142	115	81.0	55	24	43.6	141	100	70.9	27	5	18.5	13	8	61.5		
	Ratang-Thuto High School	2044404	2024	2	3	3	100.0				34	28	82.4	19	9	47.4	124	123	99.2	106	89	84.0	58	49	84.5	33	18	54.5	88	44	50.0	35	7	20.0	33	18	54.5		
		2044404	2023	2	10	5	50.0				23	15	65.2	16	5	31.3	118	117	99.2	103	89	86.4	78	67	85.9	19	11	57.9	101	55	54.5	19	8	42.1	19	10	52.6		



# North West



Province Districts	Centre Name	Centre Number	Exam Date	Quintile	Accounting			Agricultural Sciences			Business Studies			Economics			English First Additional Language			Geography			History			Life Sciences			Mathematical Literacy			Mathematics			Physical Sciences		
					Total Wrote	Achieved 30 - 100%	% Achieved at 30% and Above	Total Wrote	Achieved 30 - 100%	% Achieved at 30% and Above	Total Wrote	Achieved 30 - 100%	% Achieved at 30% and Above	Total Wrote	Achieved 30 - 100%	% Achieved at 30% and Above	Total Wrote	Achieved 30 - 100%	% Achieved at 30% and Above	Total Wrote	Achieved 30 - 100%	% Achieved at 30% and Above	Total Wrote	Achieved 30 - 100%	% Achieved at 30% and Above	Total Wrote	Achieved 30 - 100%	% Achieved at 30% and Above	Total Wrote	Achieved 30 - 100%	% Achieved at 30% and Above	Total Wrote	Achieved 30 - 100%	% Achieved at 30% and Above	Total Wrote	Achieved 30 - 100%	% Achieved at 30% and Above
					BOJANALA	ACADAMY FOR CHRISTIAN EDUCATION	9111003	2024	99	19	19	100.0				64	63	98.4						32	32	100.0				40	36	90.0	60	59	98.3	24	19
		9111003	2023	99	16	16	100.0				77	75	97.4						53	51	96.2				28	25	89.3	72	70	97.2	19	17	89.5	15	15	100.0	
	ALFRED MAUBANE SCHOOL	9121005	2024	2							35	33	94.3				89	89	100.0	89	81	91.0	79	79	100.0	54	43	79.6	79	69	87.3	10	8	80.0	10	7	70.0
		9121005	2023	2							21	20	95.2				78	78	100.0	78	70	89.7	71	69	97.2	57	33	57.9	66	57	86.4	12	9	75.0	7	7	100.0
	AREAGANENG SECONDARY SCHOOL	9159015	2024	1							13	11	84.6	13	12	92.3	63	63	100.0	50	47	94.0	46	41	89.1	13	12	92.3	48	38	79.2	15	15	100.0	2	2	100.0
		9159015	2023	1							9	8	88.9	9	6	66.7	68	68	100.0	59	56	94.9	33	30	90.9	35	30	85.7	33	28	84.8	35	20	57.1	13	6	46.2
	BADUMEDI SECONDARY SCHOOL	9121008	2024	1												66	66	100.0	67	59	88.1	48	48	100.0	67	41	61.2	49	46	93.9	18	17	94.4	18	13	72.2	
		9121008	2023	1												112	112	100.0	112	100	89.3	83	79	95.2	112	63	56.3	83	69	83.1	28	18	64.3	28	15	53.6	
	BAFEDILE SECONDARY SCHOOL	9121009	2024	3	22	21	95.5				52	48	92.3	22	17	77.3	76	76	100.0	54	49	90.7	54	53	98.1	24	18	75.0	71	67	94.4	5	4	80.0			
		9121009	2023	3	24	22	91.7				25	23	92.0	25	19	76.0	65	65	100.0	41	36	87.8	40	39	97.5	40	25	62.5	55	47	85.5	10	1	10.0			
	BAFOKENG HIGH SCHOOL	9152002	2024	4	30	20	66.7	51	47	92.2	69	47	68.1				136	136	100.0	47	28	59.6	55	44	80.0	51	42	82.4	96	68	70.8	40	25	62.5	40	28	70.0
		9152002	2023	4				64	55	85.9	74	60	81.1				152	152	100.0	59	47	79.7	59	54	91.5	92	65	70.7	88	62	70.5	64	22	34.4	64	30	46.9
	BAKWENA HIGH SCHOOL	9152004	2024	2	28	25	89.3				28	28	100.0	28	26	92.9	93	93	100.0	65	58	89.2	44	41	93.2	21	20	95.2	70	65	92.9	23	20	87.0	21	10	47.6
		9152004	2023	2	22	18	81.8				22	21	95.5	22	20	90.9	102	102	100.0	80	74	92.5	46	42	91.3	34	32	94.1	66	57	86.4	36	27	75.0	34	27	79.4
	BATLENG HIGH SCHOOL	9132009	2024	1	11	11	100.0				50	47	94.0				61	61	100.0	61	57	93.4						50	44	88.0	11	10	90.9	11	10	90.9	
		9132009	2023	1	15	12	80.0				52	41	78.8				67	67	100.0	67	51	76.1						52	47	90.4	15	8	53.3	15	10	66.7	
	BERGSIG HIGH SCHOOL	9152013	2024	5	39	36	92.3				111	88	79.3	51	50	98.0	134	134	100.0	57	53	93.0				80	78	97.5	122	120	98.4	105	92	87.6	68	61	89.7
		9152013	2023	5	39	31	79.5				119	103	86.6	15	15	100.0	125	125	100.0	84	81	96.4				62	60	96.8	140	139	99.3	70	66	94.3	53	48	90.6
	BOIKAGONG SECONDARY SCHOOL	9152014	2024	3							72	69	95.8				200	200	100.0	136	112	82.4	86	78	90.7	43	42	97.7	158	149	94.3	43	42	97.7	43	40	93.0
		9152014	2023	3							87	63	72.4				194	194	100.0	126	105	83.3	63	52	82.5	38	31	81.6	150	140	93.3	45	40	88.9	45	43	95.6

Province Districts	Centre Name	Centre Number	Exam Date	Quintile	Accounting			Agricultural Sciences			Business Studies			Economics			English First Additional Language			Geography			History			Life Sciences			Mathematical Literacy			Mathematics			Physical Sciences		
					Total Wrote	Achieved 30 - 100%	% Achieved at 30% and Above	Total Wrote	Achieved 30 - 100%	% Achieved at 30% and Above	Total Wrote	Achieved 30 - 100%	% Achieved at 30% and Above	Total Wrote	Achieved 30 - 100%	% Achieved at 30% and Above	Total Wrote	Achieved 30 - 100%	% Achieved at 30% and Above	Total Wrote	Achieved 30 - 100%	% Achieved at 30% and Above	Total Wrote	Achieved 30 - 100%	% Achieved at 30% and Above	Total Wrote	Achieved 30 - 100%	% Achieved at 30% and Above	Total Wrote	Achieved 30 - 100%	% Achieved at 30% and Above	Total Wrote	Achieved 30 - 100%	% Achieved at 30% and Above			
					BOJANALA	BOITEKONG II SECONDARY SCHOOL	9152241	2024	1											225	225	100.0	225	202	89.8	194	170	87.6	32	31	96.9	193	153	79.3	32	31	96.9
		9152241	2023	1											135	135	100.0	135	128	94.8	113	102	90.3	135	80	59.3	113	99	87.6	22	22	100.0	22	22	100.0		
	BOITEKONG SEC SCHOOL	9152224	2024	3	9	6	66.7	82	57	69.5	87	74	85.1	23	18	78.3	187	187	100.0	153	139	90.8	63	59	93.7	101	60	59.4	144	109	75.7	44	34	77.3	44	21	47.7
		9152224	2023	3	10	10	100.0	64	48	75.0	56	47	83.9	25	23	92.0	200	200	100.0	175	159	90.9	88	74	84.1	144	85	59.0	151	112	74.2	50	43	86.0	40	33	82.5
	BOTLHABELO HIGH SCHOOL	9111017	2024	3	19	17	89.5	16	15	93.8	59	53	89.8	45	39	86.7	143	143	100.0	65	62	95.4	44	40	90.9	63	55	87.3	96	91	94.8	47	41	87.2	37	23	62.2
		9111017	2023	3	14	9	64.3	31	26	83.9	57	34	59.6	32	18	56.3	181	181	100.0	94	77	81.9	66	51	77.3	100	62	62.0	124	97	78.2	58	40	69.0	44	33	75.0
	BRITS HIGH SCHOOL	9111020	2024	4	26	26	100.0				37	36	97.3				143	143	100.0	15	15	100.0	24	24	100.0	47	44	93.6	85	85	100.0	48	43	89.6	33	29	87.9
		9111020	2023	4	19	18	94.7				44	38	86.4				137	137	100.0	35	33	94.3	19	19	100.0	31	28	90.3	79	79	100.0	52	38	73.1	37	32	86.5
	CENTRAL SECONDARY	9111022	2024	4	28	21	75.0				57	53	93.0	57	55	96.5				71	71	100.0				71	53	74.6	83	82	98.8	45	37	82.2	33	33	100.0
		9111022	2023	4	19	18	94.7				54	52	96.3	54	53	98.1				58	57	98.3				49	46	93.9	55	55	100.0	57	31	54.4	35	29	82.9
	CHARORA HIGH SCHOOL	9152016	2024	1							37	30	81.1	37	24	64.9	137	137	100.0	100	74	74.0				84	70	83.3	85	62	72.9	52	36	69.2	52	33	63.5
		9152016	2023	1							79	56	70.9	79	27	34.2	182	182	100.0	103	90	87.4				103	65	63.1	138	97	70.3	44	40	90.9	44	35	79.5
	CITY OF LIFE CHRISTIAN SCHOOL	9112242	2024	99							8	2	25.0							25	12	48.0	5	2	40.0	17	2	11.8	18	11	61.1	8	0	0.0	8	0	0.0
		9112242	2023	99																4	4	100.0				4	3	75.0	1	0	0.0	4	2	50.0	4	1	25.0
	DIPHETOGO SECONDARY SCHOOL	9118038	2024	2				19	18	94.7							128	128	100.0	128	123	96.1	78	78	100.0	86	75	87.2	78	74	94.9	50	26	52.0	31	21	67.7
		9118038	2023	2				32	31	96.9							128	128	100.0	128	110	85.9	67	61	91.0	80	49	61.3	93	80	86.0	35	21	60.0	29	22	75.9
	EAGLE CHRISTIAN COLLEGE	9111264	2024	99	11	10	90.9				28	26	92.9	12	12	100.0				18	18	100.0	15	14	93.3	17	14	82.4	37	36	97.3	18	14	77.8	12	9	75.0
		9111264	2023	99	7	7	100.0				27	27	100.0	12	11	91.7				10	10	100.0	12	11	91.7	14	10	71.4	37	37	100.0	7	7	100.0	5	5	100.0
	ELETSA SECONDARY SCHOOL	9111034	2024	2	40	32	80.0				35	31	88.6	35	29	82.9	154	154	100.0	114	103	90.4	86	83	96.5	119	82	68.9	117	102	87.2	37	28	75.7	33	18	54.5
		9111034	2023	2	75	45	60.0				63	55	87.3	63	42	66.7	229	229	100.0	154	114	74.0	97	79	81.4	166	95	57.2	188	144	76.6	42	27	64.3	70	32	45.7

Province Districts	Centre Name	Centre Number	Exam Date	Quintile	Accounting			Agricultural Sciences			Business Studies			Economics			English First Additional Language			Geography			History			Life Sciences			Mathematical Literacy			Mathematics			Physical Sciences		
					Total Wrote	Achieved 30 - 100%	% Achieved at 30% and Above	Total Wrote	Achieved 30 - 100%	% Achieved at 30% and Above	Total Wrote	Achieved 30 - 100%	% Achieved at 30% and Above	Total Wrote	Achieved 30 - 100%	% Achieved at 30% and Above	Total Wrote	Achieved 30 - 100%	% Achieved at 30% and Above	Total Wrote	Achieved 30 - 100%	% Achieved at 30% and Above	Total Wrote	Achieved 30 - 100%	% Achieved at 30% and Above	Total Wrote	Achieved 30 - 100%	% Achieved at 30% and Above	Total Wrote	Achieved 30 - 100%	% Achieved at 30% and Above	Total Wrote	Achieved 30 - 100%	% Achieved at 30% and Above	Total Wrote	Achieved 30 - 100%	% Achieved at 30% and Above
					BOJANALA	FIELDS COLLEGE	9152193	2024	4	22	22	100.0				34	34	100.0						72	71	98.6	31	28	90.3	59	58	98.3	49	49	100.0	56	53
		9152193	2023	4	28	28	100.0				93	88	94.6						43	43	100.0	55	55	100.0	73	72	98.6	81	81	100.0	53	50	94.3	43	42	97.7	
	FREEDOM PARK SECONDARY SCHOOL	9152233	2024	3							20	16	80.0				160	160	100.0	140	107	76.4				20	18	90.0	118	91	77.1	42	36	85.7	42	31	73.8
		9152233	2023	3							33	14	42.4				182	177	97.3	135	101	74.8				47	43	91.5	135	102	75.6	47	31	66.0	47	42	89.4
	FUMANE SECONDARY SCHOOL	9111038	2024	3	62	51	82.3				62	61	98.4	62	59	95.2	175	175	100.0	113	108	95.6	113	111	98.2	113	104	92.0	159	145	91.2	16	16	100.0			
		9111038	2023	3	59	48	81.4				59	59	100.0	59	57	96.6	159	159	100.0	100	91	91.0	100	96	96.0	100	80	80.0	140	108	77.1	19	12	63.2			
	GABONEWE SECONDARY SCHOOL	9132021	2024	1	7	7	100.0				18	17	94.4	18	17	94.4	36	36	100.0	29	29	100.0				18	18	100.0	18	17	94.4	18	18	100.0	18	10	55.6
		9132021	2023	1	20	19	95.0				32	26	81.3	32	25	78.1	45	45	100.0	25	23	92.0				13	11	84.6	32	28	87.5	13	9	69.2	13	9	69.2
	GAOPOTLAKE SECONDARY SCHOOL	9132023	2024	3	10	10	100.0				10	10	100.0	10	10	100.0	59	59	100.0	49	48	98.0	34	34	100.0	15	15	100.0	42	40	95.2	17	14	82.4	15	15	100.0
		9132023	2023	3	14	9	64.3				14	13	92.9	14	13	92.9	79	79	100.0	65	58	89.2	49	48	98.0	16	16	100.0	62	56	90.3	17	13	76.5	16	16	100.0
	GAOTIME SECONDARY SCHOOL	9132024	2024	1													38	38	100.0	38	31	81.6	33	33	100.0	38	25	65.8	33	29	87.9	5	4	80.0	5	4	80.0
		9132024	2023	1													51	51	100.0	51	42	82.4	45	41	91.1	51	34	66.7	45	36	80.0	6	2	33.3	6	3	50.0
	GASEITSIWE HIGH SCHOOL	9121041	2024	1	22	17	77.3				22	19	86.4	22	18	81.8	50	49	98.0	28	24	85.7				28	14	50.0	43	35	81.4	7	5	71.4	7	4	57.1
		9121041	2023	1	22	13	59.1				22	18	81.8	22	17	77.3	50	50	100.0	28	24	85.7				28	15	53.6	43	34	79.1	7	3	42.9	7	6	85.7
	GEELHOUT PARK SECONDARY	9152227	2024	4							49	33	67.3	25	19	76.0	85	85	100.0	90	78	86.7	52	46	88.5	38	32	84.2	106	92	86.8	30	27	90.0	30	24	80.0
		9152227	2023	4	6	5	83.3				60	52	86.7	17	17	100.0				94	76	80.9	65	50	76.9	41	29	70.7	115	103	89.6	39	25	64.1	36	27	75.0
	GRENSWAG HIGH SCHOOL	9152026	2024	4	28	27	96.4				106	89	84.0							52	51	98.1				70	48	68.6	126	108	85.7	61	37	60.7	43	30	69.8
		9152026	2023	4	23	19	82.6				107	85	79.4							82	80	97.6				93	65	69.9	157	141	89.8	61	42	68.9	38	35	92.1
	GRENVILLE HIGH SCHOOL	9152027	2024	4	25	24	96.0				110	105	95.5							88	88	100.0				87	84	96.6	139	139	100.0	64	64	100.0	51	47	92.2
		9152027	2023	4	24	20	83.3				110	106	96.4							78	78	100.0				109	106	97.2	114	113	99.1	78	76	97.4	56	50	89.3

Province Districts	Centre Name	Centre Number	Exam Date	Quintile	Accounting			Agricultural Sciences			Business Studies			Economics			English First Additional Language			Geography			History			Life Sciences			Mathematical Literacy			Mathematics			Physical Sciences		
					Total Wrote	Achieved 30 - 100%	% Achieved at 30% and Above	Total Wrote	Achieved 30 - 100%	% Achieved at 30% and Above	Total Wrote	Achieved 30 - 100%	% Achieved at 30% and Above	Total Wrote	Achieved 30 - 100%	% Achieved at 30% and Above	Total Wrote	Achieved 30 - 100%	% Achieved at 30% and Above	Total Wrote	Achieved 30 - 100%	% Achieved at 30% and Above	Total Wrote	Achieved 30 - 100%	% Achieved at 30% and Above	Total Wrote	Achieved 30 - 100%	% Achieved at 30% and Above	Total Wrote	Achieved 30 - 100%	% Achieved at 30% and Above	Total Wrote	Achieved 30 - 100%	% Achieved at 30% and Above	Total Wrote	Achieved 30 - 100%	% Achieved at 30% and Above
					BOJANALA	H F TLOU HIGH SCHOOL	9152028	2024	3	27	26	96.3				88	87	98.9	17	16	94.1	165	165	100.0	148	142	95.9	105	98	93.3	77	71	92.2	102	97	95.1	63
		9152028	2023	3	27	26	96.3				120	113	94.2	20	20	100.0	210	210	100.0	190	183	96.3	140	127	90.7	90	82	91.1	129	126	97.7	81	71	87.7	72	65	90.3
	H T S RUSTENBURG	9152029	2024	4																												89	57	64.0	89	52	58.4
		9152029	2023	4																												71	46	64.8	71	44	62.0
	HAMAKOM PRIVAATSKOOL	9119008	2024	99							2	2	100.0				12	12	100.0							2	2	100.0	9	9	100.0	3	3	100.0	2	2	100.0
		9119008	2023	99							2	0	0.0				4	4	100.0							2	1	50.0	3	3	100.0	1	1	100.0	1	0	0.0
	HARMONY CHRISTIAN SCHOOL	9159009	2024	99					5	5	100.0	6	5	83.3						4	4	100.0	8	8	100.0	6	5	83.3	7	7	100.0	5	4	80.0	4	3	75.0
		9159009	2023	99					1	1	100.0	4	4	100.0									8	8	100.0	4	3	75.0	8	8	100.0	3	3	100.0	3	3	100.0
	HARTBEESPOORT HIGH SCHOOL	9111047	2024	5	27	27	100.0				100	94	94.0				82	82	100.0	57	57	100.0	42	38	90.5	76	71	93.4	106	106	100.0	73	71	97.3	56	51	91.1
		9111047	2023	5	37	36	97.3				96	85	88.5				57	57	100.0	24	24	100.0	29	28	96.6	56	49	87.5	76	76	100.0	64	62	96.9	40	39	97.5
	HEBRON TECH AND COMM HIGH SCHOOL	9111048	2024	3													92	92	100.0													37	23	62.2	37	18	48.6
		9111048	2023	3													149	149	100.0													71	29	40.8	72	33	45.8
	HENDRIK MAKAPAN HIGH SCHOOL	9121049	2024	3	17	15	88.2	31	28	90.3	31	26	83.9	17	15	88.2	60	59	98.3	29	25	86.2				47	36	76.6	42	37	88.1	22	16	72.7	20	12	60.0
		9121049	2023	3	31	28	90.3	18	17	94.4	47	39	83.0	31	29	93.5	63	63	100.0	21	14	66.7				34	23	67.6	45	40	88.9	20	12	60.0	13	11	84.6
	HERMAN THEBE HIGH SCHOOL	9132030	2024	3	8	8	100.0	70	65	92.9	25	22	88.0				103	103	100.0	89	79	88.8				78	63	80.8	89	82	92.1	14	10	71.4	14	12	85.7
		9132030	2023	3	8	8	100.0	60	56	93.3	25	23	92.0				89	89	100.0	60	54	90.0				64	51	79.7	64	58	90.6	25	19	76.0	25	23	92.0
	HOLY FAMILY COMBINED SCHOOL	9132031	2024	4	28	24	85.7				28	27	96.4	53	52	98.1				51	48	94.1	26	24	92.3	43	39	90.7	44	42	95.5	53	41	77.4	43	37	86.0
		9132031	2023	4	18	18	100.0				56	46	82.1	44	39	88.6				19	17	89.5	38	29	76.3	33	31	93.9	47	43	91.5	42	28	66.7	33	26	78.8
	IKANENG HIGH SCHOOL	9121054	2024	1	36	31	86.1				41	38	92.7	22	18	81.8	55	55	100.0				19	18	94.7	33	28	84.8	38	33	86.8	17	11	64.7	14	10	71.4
		9121054	2023	1	30	28	93.3				28	24	85.7	15	13	86.7	42	42	100.0				12	11	91.7	26	17	65.4	28	24	85.7	14	11	78.6	14	13	92.9



Province Districts	Centre Name	Centre Number	Exam Date	Quintile	Accounting			Agricultural Sciences			Business Studies			Economics			English First Additional Language			Geography			History			Life Sciences			Mathematical Literacy			Mathematics			Physical Sciences		
					Total Wrote	Achieved 30 - 100%	% Achieved at 30% and Above	Total Wrote	Achieved 30 - 100%	% Achieved at 30% and Above	Total Wrote	Achieved 30 - 100%	% Achieved at 30% and Above	Total Wrote	Achieved 30 - 100%	% Achieved at 30% and Above	Total Wrote	Achieved 30 - 100%	% Achieved at 30% and Above	Total Wrote	Achieved 30 - 100%	% Achieved at 30% and Above	Total Wrote	Achieved 30 - 100%	% Achieved at 30% and Above	Total Wrote	Achieved 30 - 100%	% Achieved at 30% and Above	Total Wrote	Achieved 30 - 100%	% Achieved at 30% and Above	Total Wrote	Achieved 30 - 100%	% Achieved at 30% and Above			
					BOJANALA	IKATISONG SECONDARY SCHOOL	9111055	2024	3	17	17	100.0				39	27	69.2	19	15	78.9	211	211	100.0	159	126	79.2	109	92	84.4	90	57	63.3	146	107	73.3	64
		9111055	2023	3	7	7	100.0				28	14	50.0	14	7	50.0	233	233	100.0	182	121	66.5	182	147	80.8	57	37	64.9	205	139	67.8	28	17	60.7	23	19	82.6
	IKETLETSO SECONDARY SCHOOL	9152032	2024	2	45	45	100.0				76	68	89.5	45	39	86.7	232	232	100.0	156	145	92.9	117	116	99.1	39	39	100.0	187	165	88.2	45	40	88.9	39	28	71.8
		9152032	2023	2	43	42	97.7				78	65	83.3	43	35	81.4	234	234	100.0	156	150	96.2	123	117	95.1	33	33	100.0	197	176	89.3	38	37	97.4	33	33	100.0
	ITHUTENG COMMERCIAL HIGH SCHOOL	9121059	2024	3	102	73	71.6				139	135	97.1	103	87	84.5	139	139	100.0							36	34	94.4	101	97	96.0	38	28	73.7	36	33	91.7
		9121059	2023	3	87	50	57.5				122	103	84.4	87	69	79.3	122	122	100.0							35	29	82.9	85	81	95.3	37	25	67.6	35	28	80.0
	ITSOSENG COMBINED SCHOOL	9111262	2024	2	12	11	91.7				13	11	84.6	13	13	100.0	88	88	100.0	77	72	93.5	34	32	94.1	76	53	69.7	47	38	80.9	42	20	47.6	42	29	69.0
		9111262	2023	2	20	18	90.0				19	18	94.7	19	19	100.0	80	80	100.0	60	55	91.7	26	25	96.2	61	38	62.3	43	37	86.0	37	14	37.8	35	25	71.4
	ITUMELENG SECONDARY SCHOOL	9132036	2024	3	22	21	95.5				97	77	79.4	22	18	81.8	145	145	100.0	123	111	90.2	100	90	90.0	48	41	85.4	122	109	89.3	23	20	87.0	23	21	91.3
		9132036	2023	3	9	9	100.0				60	33	55.0	9	9	100.0	87	87	100.0	78	62	79.5	68	55	80.9	27	23	85.2	77	63	81.8	10	8	80.0	10	7	70.0
	J M NTSIME SCHOOL	9132038	2024	4	30	23	76.7				85	72	84.7	84	65	77.4	192	192	100.0	90	70	77.8	57	47	82.5	50	48	96.0	136	105	77.2	56	47	83.9	50	38	76.0
		9132038	2023	4	47	25	53.2				64	47	73.4	64	46	71.9	199	199	100.0	107	71	66.4	55	41	74.5	79	60	75.9	118	96	81.4	80	33	41.3	79	38	48.1
	JETHRO PELLE HIGH SCHOOL	9111061	2024	1	25	22	88.0				47	46	97.9	47	43	91.5	121	121	100.0	71	69	97.2	64	61	95.3	35	22	62.9	83	64	77.1	38	15	39.5	35	18	51.4
		9111061	2023	1	23	21	91.3				41	38	92.7	40	33	82.5	110	110	100.0	69	69	100.0	50	39	78.0	37	31	83.8	73	58	79.5	37	21	56.8	37	30	81.1
	JOHANE MOKOLOBETSI SECONDARY SCHOOL	9111062	2024	1	85	83	97.6				50	50	100.0	50	48	96.0	179	179	100.0	94	90	95.7	61	61	100.0	128	106	82.8	105	102	97.1	74	59	79.7	68	51	75.0
		9111062	2023	1	47	45	95.7				25	25	100.0	25	24	96.0	129	129	100.0	82	78	95.1	45	45	100.0	104	86	82.7	46	42	91.3	83	50	60.2	59	48	81.4
	KALAFI HIGH SCHOOL	9132039	2024	3												30	30	100.0	22	19	86.4	22	16	72.7	8	8	100.0	22	20	90.9	8	8	100.0	8	6	75.0	
		9132039	2023	3												28	28	100.0	20	18	90.0	20	13	65.0	8	8	100.0	20	16	80.0	8	8	100.0	8	7	87.5	
	KELE COMBINED SCHOOL	9152200	2024	99							19	19	100.0	19	19	100.0				18	18	100.0				10	10	100.0	19	18	94.7	10	5	50.0	10	6	60.0
		9152200	2023	99							27	25	92.6	27	27	100.0				27	27	100.0				12	10	83.3	28	25	89.3	11	8	72.7	12	9	75.0

Province Districts	Centre Name	Centre Number	Exam Date	Quintile	Accounting			Agricultural Sciences			Business Studies			Economics			English First Additional Language			Geography			History			Life Sciences			Mathematical Literacy			Mathematics			Physical Sciences			
					Total Wrote	Achieved 30 - 100%	% Achieved at 30% and Above	Total Wrote	Achieved 30 - 100%	% Achieved at 30% and Above	Total Wrote	Achieved 30 - 100%	% Achieved at 30% and Above	Total Wrote	Achieved 30 - 100%	% Achieved at 30% and Above	Total Wrote	Achieved 30 - 100%	% Achieved at 30% and Above	Total Wrote	Achieved 30 - 100%	% Achieved at 30% and Above	Total Wrote	Achieved 30 - 100%	% Achieved at 30% and Above	Total Wrote	Achieved 30 - 100%	% Achieved at 30% and Above	Total Wrote	Achieved 30 - 100%	% Achieved at 30% and Above	Total Wrote	Achieved 30 - 100%	% Achieved at 30% and Above				
					BOJANALA	KELEDI SECONDARY SCHOOL	9152065	2024	3											132	132	100.0	118	101	85.6	72	55	76.4	60	44	73.3	109	88	80.7	23	15	65.2	14
		9152065	2023	3				50	36	72.0					102	102	100.0	83	69	83.1				52	35	67.3	74	63	85.1	27	12	44.4	19	17	89.5			
	KGALATLOWE HIGH SCHOOL	9132044	2024	2				15	15	100.0					124	124	100.0	109	95	87.2	90	86	95.6	34	34	100.0	90	86	95.6	34	29	85.3	34	31	91.2			
		9132044	2023	2				17	16	94.1					111	111	100.0	94	91	96.8	76	69	90.8	35	34	97.1	76	73	96.1	34	30	88.2	35	32	91.4			
	KGAMANYANE HIGH SCHOOL	9132045	2024	2	7	7	100.0				31	28	90.3	17	17	100.0	69	69	100.0	52	52	100.0	40	40	100.0	38	35	92.1	47	45	95.7	22	19	86.4	22	19	86.4	
		9132045	2023	2	16	14	87.5				30	30	100.0	16	16	100.0	55	55	100.0	39	39	100.0	31	31	100.0	25	22	88.0	46	44	95.7	9	9	100.0	8	8	100.0	
	KGAPHAMADI SCHOOL	9121063	2024	2	23	23	100.0	94	85	90.4	32	31	96.9	23	23	100.0	163	163	100.0	141	136	96.5				132	106	80.3	112	108	96.4	52	45	86.5	47	44	93.6	
		9121063	2023	2	18	14	77.8	150	96	64.0	18	16	88.9	18	15	83.3	227	227	100.0	209	175	83.7				209	118	56.5	164	134	81.7	63	37	58.7	59	36	61.0	
	KGATSHENG-THABISO SEC SCHOOL	9158039	2024	3											172	171	99.4	172	136	79.1	142	123	86.6	28	27	96.4	144	121	84.0	28	23	82.1	28	13	46.4			
		9158039	2023	3											181	181	100.0	181	142	78.5	135	72	53.3	46	38	82.6	135	109	80.7	46	15	32.6	46	19	41.3			
	KGOSIBODIBA COMMERCIAL SEC SCHOOL	9132049	2024	3	28	21	75.0				76	63	82.9	76	70	92.1	76	76	100.0																			
		9132049	2023	3	12	7	58.3				30	30	100.0	30	27	90.0	30	30	100.0																			
	KHAYALETHU SEC SCHOOL	9152050	2024	1							31	25	80.6	31	26	83.9	98	98	100.0	67	53	79.1	41	33	80.5	26	24	92.3	80	62	77.5	18	18	100.0	18	12	66.7	
		9152050	2023	1							25	25	100.0	25	24	96.0	85	85	100.0	60	57	95.0	38	36	94.7	22	21	95.5	63	58	92.1	22	20	90.9	22	15	68.2	
	KLIPGAT HIGH SCHOOL	9111070	2024	1				76	60	78.9					155	155	100.0	138	121	87.7	57	52	91.2	154	104	67.5	116	112	96.6	39	24	61.5	39	29	74.4			
		9111070	2023	1				64	53	82.8					138	138	100.0	126	116	92.1	54	49	90.7	139	123	88.5	105	101	96.2	34	27	79.4	34	29	85.3			
	KOSTER HIGH SCHOOL	9162056	2024	3	3	2	66.7								40	40	100.0	13	13	100.0				10	9	90.0	32	31	96.9	8	6	75.0	5	5	100.0	5	5	100.0
		9162056	2023	3				10	7	70.0					26	26	100.0							5	5	100.0	21	20	95.2	5	5	100.0	4	4	100.0	4	4	100.0
	KWENA TLASE SEC SCHOOL	9132058	2024	1				32	32	100.0	70	56	80.0	20	20	100.0	102	102	100.0	70	60	85.7	50	48	96.0	32	32	100.0	68	60	88.2	34	24	70.6	32	15	46.9	
		9132058	2023	1				15	15	100.0	89	73	82.0	23	23	100.0	104	104	100.0	89	80	89.9	66	57	86.4	15	15	100.0	88	71	80.7	16	15	93.8	15	12	80.0	



Province Districts	Centre Name	Centre Number	Exam Date	Quintile	Accounting			Agricultural Sciences			Business Studies			Economics			English First Additional Language			Geography			History			Life Sciences			Mathematical Literacy			Mathematics			Physical Sciences			
					Total Wrote	Achieved 30 - 100%	% Achieved at 30% and Above	Total Wrote	Achieved 30 - 100%	% Achieved at 30% and Above	Total Wrote	Achieved 30 - 100%	% Achieved at 30% and Above	Total Wrote	Achieved 30 - 100%	% Achieved at 30% and Above	Total Wrote	Achieved 30 - 100%	% Achieved at 30% and Above	Total Wrote	Achieved 30 - 100%	% Achieved at 30% and Above	Total Wrote	Achieved 30 - 100%	% Achieved at 30% and Above	Total Wrote	Achieved 30 - 100%	% Achieved at 30% and Above	Total Wrote	Achieved 30 - 100%	% Achieved at 30% and Above	Total Wrote	Achieved 30 - 100%	% Achieved at 30% and Above	Total Wrote	Achieved 30 - 100%	% Achieved at 30% and Above	
					BOJANALA	LANGA-LA-SEMBO HIGH SCHOOL	9132059	2024	1											31	31	100.0	20	16	80.0	27	27	100.0	11	9	81.8	27	26	96.3	4	4	100.0	4
		9132059	2023	1											51	51	100.0	35	31	88.6	37	33	89.2	16	15	93.8	37	31	83.8	14	11	78.6	14	12	85.7			
	LEROME SECONDARY SCHOOL	9132061	2024	1						76	69	90.8			108	108	100.0	108	108	100.0	75	75	100.0	32	31	96.9	76	69	90.8	32	15	46.9	32	26	81.3			
		9132061	2023	1	14	13	92.9			73	66	90.4	14	13	92.9	95	95	100.0	81	79	97.5	59	56	94.9	22	22	100.0	73	69	94.5	22	15	68.2	22	21	95.5		
	LEROTHODI HIGH SCHOOL	9152063	2024	3	33	22	66.7			32	29	90.6	31	31	100.0	84	84	100.0	51	49	96.1	53	52	98.1	19	19	100.0	65	60	92.3	19	19	100.0	19	19	100.0		
		9152063	2023	3	13	10	76.9			13	11	84.6	13	12	92.3	63	63	100.0	49	47	95.9	63	63	100.0	21	21	100.0	42	40	95.2	21	17	81.0	21	17	81.0		
	LESELE SECONDARY SCHOOL	9152064	2024	2						89	52	58.4			96	96	100.0	96	69	71.9	89	73	82.0	7	5	71.4	89	55	61.8	7	6	85.7	7	5	71.4			
		9152064	2023	2						56	36	64.3			64	64	100.0	64	52	81.3	56	39	69.6	8	8	100.0	56	39	69.6	8	8	100.0	8	8	100.0	8	8	100.0
	LETLAPE SECONDARY SCHOOL	9121081	2024	1	20	16	80.0			20	19	95.0	20	19	95.0	51	51	100.0	31	30	96.8				31	27	87.1	20	19	95.0	31	22	71.0	31	28	90.3		
		9121081	2023	1	25	24	96.0			25	17	68.0	25	24	96.0	56	56	100.0	31	31	100.0				31	28	90.3	25	24	96.0	31	20	64.5	31	27	87.1		
	LETLOPI SECONDARY SCHOOL	9122239	2024	3						16	16	100.0	10	10	100.0	16	16	100.0	16	15	93.8				6	6	100.0	7	6	85.7	9	1	11.1					
		9122239	2023	3				22	20	90.9	7	7	100.0	7	7	100.0	22	22	100.0	15	14	93.3				15	8	53.3	15	13	86.7	7	1	14.3				
	LIGHTHOUSE CHRISTIAN COLLEGE	9111085	2024	99	7	7	100.0			12	12	100.0						9	9	100.0				14	14	100.0	15	15	100.0	11	11	100.0	10	10	100.0			
		9111085	2023	99	11	11	100.0			19	19	100.0						10	10	100.0				9	9	100.0	12	12	100.0	16	16	100.0	11	11	100.0			
	LOALANE SEC SCHOOL	9121086	2024	1	22	19	86.4	61	61	100.0	22	22	100.0	27	23	85.2	88	88	100.0	30	30	100.0				66	63	95.5	52	52	100.0	36	36	100.0	36	34	94.4	
		9121086	2023	1	39	22	56.4	76	61	80.3	39	32	82.1	47	38	80.9	123	123	100.0	60	56	93.3				84	64	76.2	99	91	91.9	24	23	95.8	24	20	83.3	
	LOBANG HIGH SCHOOL	9121087	2024	1											14	14	100.0	14	13	92.9	14	13	92.9	14	9	64.3	14	14	100.0									
		9121087	2023	1											8	8	100.0	8	8	100.0	5	5	100.0	8	7	87.5	5	5	100.0	3	3	100.0	3	1	33.3			
	LOT MASHIANE SECONDARY SCHOOL	9111090	2024	1	25	24	96.0	65	54	83.1	21	21	100.0	21	21	100.0	102	102	100.0	77	76	98.7	21	20	95.2	60	47	78.3	86	82	95.3	16	14	87.5	16	9	56.3	
		9111090	2023	1	21	18	85.7	57	39	68.4	19	19	100.0	19	19	100.0	89	89	100.0	68	62	91.2	24	23	95.8	46	19	41.3	73	68	93.2	16	9	56.3	13	9	69.2	

Province Districts	Centre Name	Centre Number	Exam Date	Quintile	Accounting			Agricultural Sciences			Business Studies			Economics			English First Additional Language			Geography			History			Life Sciences			Mathematical Literacy			Mathematics			Physical Sciences		
					Total Wrote	Achieved 30 - 100%	% Achieved at 30% and Above	Total Wrote	Achieved 30 - 100%	% Achieved at 30% and Above	Total Wrote	Achieved 30 - 100%	% Achieved at 30% and Above	Total Wrote	Achieved 30 - 100%	% Achieved at 30% and Above	Total Wrote	Achieved 30 - 100%	% Achieved at 30% and Above	Total Wrote	Achieved 30 - 100%	% Achieved at 30% and Above	Total Wrote	Achieved 30 - 100%	% Achieved at 30% and Above	Total Wrote	Achieved 30 - 100%	% Achieved at 30% and Above	Total Wrote	Achieved 30 - 100%	% Achieved at 30% and Above	Total Wrote	Achieved 30 - 100%	% Achieved at 30% and Above	Total Wrote	Achieved 30 - 100%	% Achieved at 30% and Above
					BOJANALA	MACHADAM COMBINED SCHOOL	9111095	2024	3				21	21	100.0						24	24	100.0	24	24	100.0				24	20	83.3	19	19	100.0	5	5
		9111095	2023	3				24	23	95.8						26	26	100.0	26	26	100.0				26	23	88.5	25	25	100.0	1	1	100.0	2	1	50.0	
	MADIBA-A-TOLOANE SEC SCHOOL	9111072	2024	2	7	6	85.7				22	20	90.9	22	21	95.5	170	170	100.0	149	146	98.0	78	75	96.2	71	59	83.1	145	131	90.3	26	22	84.6	26	25	96.2
		9111072	2023	2	6	6	100.0				31	20	64.5	31	23	74.2	154	154	100.0	123	102	82.9	73	57	78.1	50	42	84.0	142	121	85.2	12	11	91.7	12	12	100.0
	MAKOKA SECONDARY SCHOOL	9132072	2024	3												15	15	100.0	15	14	93.3	15	15	100.0	15	9	60.0	15	14	93.3							
		9132072	2023	3												10	10	100.0	10	9	90.0	10	9	90.0	10	4	40.0	10	10	100.0							
	MAKUKA MIDDLE SCHOOL	9132073	2024	1												46	46	100.0	46	41	89.1	34	34	100.0	46	34	73.9	34	29	85.3	12	10	83.3	12	10	83.3	
		9132073	2023	1												39	39	100.0	39	33	84.6	29	29	100.0	39	25	64.1	29	20	69.0	10	9	90.0	10	10	100.0	
	MALATSE-MOTSEPE HIGH SCHOOL	9111104	2024	3	25	24	96.0				42	37	88.1	25	22	88.0	204	204	100.0	124	114	91.9	92	89	96.7	59	52	88.1	145	138	95.2	59	40	67.8	59	24	40.7
		9111104	2023	3	42	29	69.0				42	37	88.1	42	29	69.0	195	195	100.0	109	95	87.2	67	65	97.0	61	46	75.4	131	119	90.8	64	45	70.3	61	42	68.9
	MALEFO HIGH SCHOOL	9132074	2024	1	26	19	73.1				48	46	95.8				117	117	100.0	91	83	91.2	33	26	78.8	58	50	86.2	73	59	80.8	44	30	68.2	36	22	61.1
		9132074	2023	1	22	19	86.4				45	42	93.3				125	125	100.0	103	97	94.2	56	55	98.2	48	45	93.8	89	82	92.1	36	17	47.2	24	18	75.0
	MAMODIBO HIGH SCHOOL	9121107	2024	2	28	19	67.9				28	27	96.4	28	24	85.7	178	177	99.4	150	129	86.0	106	101	95.3	44	42	95.5	133	113	85.0	45	31	68.9	44	24	54.5
		9121107	2023	2	36	22	61.1				35	29	82.9	35	30	85.7	185	185	100.0	149	127	85.2	114	104	91.2	36	33	91.7	145	129	89.0	40	26	65.0	36	27	75.0
	MANAMAKGOTHA HIGH SCHOOL	9132075	2024	1	3	3	100.0				74	64	86.5	74	61	82.4	112	112	100.0	35	33	94.3	74	69	93.2	38	38	100.0	74	71	95.9	38	21	55.3	38	22	57.9
		9132075	2023	1	4	4	100.0				67	58	86.6	67	52	77.6	128	128	100.0	57	53	93.0	67	63	94.0	61	59	96.7	67	63	94.0	61	33	54.1	61	41	67.2
	MARIKANA HIGH SCHOOL	9152080	2024	1	16	11	68.8	133	81	60.9	22	19	86.4	22	16	72.7	155	154	99.4	139	122	87.8				133	70	52.6	108	81	75.0	47	22	46.8	45	24	53.3
		9152080	2023	1	20	9	45.0	114	75	65.8	26	20	76.9	26	16	61.5	140	139	99.3	120	110	91.7				60	48	80.0	108	77	71.3	33	22	66.7	31	28	90.3
	MARUATONA DIKOBÉ HIGH SCHOOL	9111114	2024	1												42	42	100.0	42	42	100.0				42	34	81.0	36	34	94.4	6	5	83.3	6	5	83.3	
		9111114	2023	1												43	43	100.0	43	38	88.4				43	26	60.5	39	29	74.4	4	3	75.0	4	4	100.0	

Province Districts	Centre Name	Centre Number	Exam Date	Quintile	Accounting			Agricultural Sciences			Business Studies			Economics			English First Additional Language			Geography			History			Life Sciences			Mathematical Literacy			Mathematics			Physical Sciences		
					Total Wrote	Achieved 30 - 100%	% Achieved at 30% and Above	Total Wrote	Achieved 30 - 100%	% Achieved at 30% and Above	Total Wrote	Achieved 30 - 100%	% Achieved at 30% and Above	Total Wrote	Achieved 30 - 100%	% Achieved at 30% and Above	Total Wrote	Achieved 30 - 100%	% Achieved at 30% and Above	Total Wrote	Achieved 30 - 100%	% Achieved at 30% and Above	Total Wrote	Achieved 30 - 100%	% Achieved at 30% and Above	Total Wrote	Achieved 30 - 100%	% Achieved at 30% and Above	Total Wrote	Achieved 30 - 100%	% Achieved at 30% and Above	Total Wrote	Achieved 30 - 100%	% Achieved at 30% and Above			
					BOJANALA	MATALE SECONDARY SCHOOL	9152082	2024	3	22	17	77.3				140	122	87.1	140	102	72.9	140	140	100.0	118	99	83.9							117	104	88.9	23
		9152082	2023	3	33	25	75.8				113	93	82.3	113	62	54.9	113	113	100.0	80	60	75.0							88	66	75.0	25	15	60.0			
	MATETENE HIGH SCHOOL	9152083	2024	2							53	48	90.6	28	28	100.0	140	140	100.0	112	105	93.8	70	69	98.6	42	32	76.2	98	75	76.5	42	23	54.8	42	23	54.8
		9152083	2023	2							79	52	65.8	21	15	71.4	119	119	100.0	96	75	78.1	58	54	93.1	40	30	75.0	79	45	57.0	40	20	50.0	40	20	50.0
	MATLAISANE SEC SCHOOL	9121115	2024	3	13	12	92.3				13	13	100.0	13	13	100.0	105	105	100.0	64	60	93.8	47	44	93.6	48	45	93.8	74	65	87.8	31	19	61.3	29	20	69.0
		9121115	2023	3	14	13	92.9				15	13	86.7	15	13	86.7	140	140	100.0	73	62	84.9	97	94	96.9	29	27	93.1	102	87	85.3	37	24	64.9	29	24	82.8
	MATLHARE MOKAUTU HIGH SCHOOL	9152087	2024	2	22	18	81.8				66	58	87.9	22	21	95.5	90	90	100.0	68	57	83.8				24	23	95.8	63	58	92.1	27	22	81.5	24	17	70.8
		9152087	2023	2	18	12	66.7				70	42	60.0	18	17	94.4	91	91	100.0	73	55	75.3				21	18	85.7	67	50	74.6	24	13	54.2	21	11	52.4
	MATSUKUBYANE SECONDARY SCHOOL	9152089	2024	2							142	132	93.0				180	180	100.0	180	162	90.0				180	121	67.2	142	125	88.0	38	30	78.9	38	37	97.4
		9152089	2023	2							129	125	96.9				168	168	100.0	168	157	93.5				168	124	73.8	129	117	90.7	39	28	71.8	39	38	97.4
	MEERHOF SCHOOL	9111118	2024	99							5	5	100.0				11	11	100.0				6	6	100.0				8	8	100.0	3	2	66.7			
		9111118	2023	99							3	3	100.0				7	7	100.0				3	3	100.0				6	6	100.0	3	0	0.0			
	MERIDIAN RUSTENBURG SECONDARY SCHOOL	9152092	2024	99	9	9	100.0				42	42	100.0	18	17	94.4	48	48	100.0	39	39	100.0	51	51	100.0	44	41	93.2	71	70	98.6	41	39	95.1	34	33	97.1
		9152092	2023	99	17	13	76.5				60	55	91.7	23	21	91.3	57	57	100.0	51	48	94.1	22	21	95.5	46	41	89.1	85	84	98.8	34	34	100.0	30	28	93.3
	MERITI SECONDARY SCHOOL	9152235	2024	3	30	27	90.0				63	55	87.3	63	52	82.5	277	277	100.0	215	198	92.1	123	111	90.2	91	66	72.5	183	156	85.2	94	60	63.8	91	48	52.7
		9152235	2023	3	12	9	75.0				36	27	75.0	36	22	61.1	189	189	100.0	152	146	96.1	81	74	91.4	71	55	77.5	114	83	72.8	76	44	57.9	73	46	63.0
	MICHA KGASI HIGH SCHOOL	9111120	2024	2	31	22	71.0				31	28	90.3	31	30	96.8	232	232	100.0	202	184	91.1	132	113	85.6	202	121	59.9	163	141	86.5	69	52	75.4	69	56	81.2
		9111120	2023	2	34	24	70.6				34	30	88.2	34	28	82.4	210	210	100.0	176	169	96.0	117	100	85.5	176	115	65.3	148	115	77.7	61	41	67.2	59	49	83.1
	MICHAEL MODISAKENG SECONDARY SCHOOL	9111121	2024	1	27	27	100.0	49	49	100.0	82	80	97.6	82	79	96.3	197	197	100.0	61	56	91.8	53	53	100.0	115	93	80.9	113	102	90.3	84	43	51.2	62	52	83.9
		9111121	2023	1	54	46	85.2	31	29	93.5	68	61	89.7	47	40	85.1	176	176	100.0	58	46	79.3	43	39	90.7	108	70	64.8	97	85	87.6	79	35	44.3	65	52	80.0

Province Districts	Centre Name	Centre Number	Exam Date	Quintile	Accounting			Agricultural Sciences			Business Studies			Economics			English First Additional Language			Geography			History			Life Sciences			Mathematical Literacy			Mathematics			Physical Sciences		
					Total Wrote	Achieved 30 - 100%	% Achieved at 30% and Above	Total Wrote	Achieved 30 - 100%	% Achieved at 30% and Above	Total Wrote	Achieved 30 - 100%	% Achieved at 30% and Above	Total Wrote	Achieved 30 - 100%	% Achieved at 30% and Above	Total Wrote	Achieved 30 - 100%	% Achieved at 30% and Above	Total Wrote	Achieved 30 - 100%	% Achieved at 30% and Above	Total Wrote	Achieved 30 - 100%	% Achieved at 30% and Above	Total Wrote	Achieved 30 - 100%	% Achieved at 30% and Above	Total Wrote	Achieved 30 - 100%	% Achieved at 30% and Above	Total Wrote	Achieved 30 - 100%	% Achieved at 30% and Above			
					BOJANALA	MMADIKETE LION SECONDARY SCHOOL	9111155	2024	1	28	19	67.9				28	26	92.9	28	22	78.6	90	90	100.0	53	47	88.7	42	33	78.6	63	39	61.9	67	55	82.1	23
		9111155	2023	1	25	22	88.0				25	22	88.0	25	23	92.0	106	106	100.0	71	55	77.5	58	43	74.1	81	51	63.0	80	64	80.0	26	10	38.5	23	16	69.6
	MMAKAUNYANA SEC SCHOOL	9121124	2024	2	5	5	100.0				14	14	100.0	14	14	100.0	43	43	100.0	38	38	100.0	17	17	100.0	29	29	100.0	31	31	100.0	12	9	75.0	12	10	83.3
		9121124	2023	2	11	10	90.9				27	27	100.0	27	27	100.0	49	49	100.0	38	38	100.0	14	14	100.0	22	18	81.8	41	40	97.6	8	5	62.5	8	5	62.5
	MMAMOGWAI SECONDARY SCHOOL	9111127	2024	3	26	17	65.4				28	27	96.4	26	26	100.0	42	42	100.0	16	16	100.0				16	15	93.8	28	28	100.0	14	12	85.7	14	9	64.3
		9111127	2023	3	8	7	87.5				24	23	95.8				31	31	100.0	31	31	100.0				23	15	65.2	25	25	100.0	6	6	100.0	6	6	100.0
	MMANAPE HIGH SCHOOL	9152095	2024	3													114	114	100.0	99	84	84.8				26	24	92.3	81	70	86.4	33	25	75.8	22	18	81.8
		9152095	2023	3													98	98	100.0	76	51	67.1				41	33	80.5	65	46	70.8	33	21	63.6	24	20	83.3
	MMANKALA TECH and COMM HIGH SCHOOL	9121128	2024	3													120	120	100.0													38	26	68.4	38	33	86.8
		9121128	2023	3													140	140	100.0												38	22	57.9	38	32	84.2	
	MMANOTSHE MODUANE HIGH SCHOOL	9111129	2024	3	28	26	92.9				45	40	88.9	45	43	95.6	170	170	100.0	125	106	84.8	97	97	100.0	36	35	97.2	140	131	93.6	30	26	86.7	28	24	85.7
		9111129	2023	3	21	20	95.2				34	28	82.4	34	30	88.2	125	125	100.0	86	75	87.2	66	65	98.5	36	31	86.1	91	85	93.4	35	26	74.3	26	21	80.8
	MOCHUDI SECONDARY SCHOOL	9132096	2024	2													59	59	100.0	59	52	88.1	52	42	80.8	16	16	100.0	52	35	67.3	7	7	100.0	7	4	57.1
		9132096	2023	2													74	74	100.0	74	66	89.2	57	52	91.2	18	18	100.0	57	39	68.4	18	15	83.3	17	17	100.0
	MODISE SECONDARY SCHOOL	9132099	2024	2	13	5	38.5				13	13	100.0	13	12	92.3	24	24	100.0	11	11	100.0				11	9	81.8	13	12	92.3	11	6	54.5	11	2	18.2
		9132099	2023	2	14	11	78.6				14	14	100.0	14	12	85.7	24	24	100.0	10	10	100.0				10	10	100.0	14	13	92.9	10	6	60.0	10	4	40.0
	MOEDWIL SECONDARY SCHOOL	9162218	2024	1				36	17	47.2							69	68	98.6	11	11	100.0				11	11	100.0	36	14	38.9	11	6	54.5	11	7	63.6
		9162218	2023	1				34	8	23.5							74	74	100.0	21	19	90.5				21	16	76.2	34	15	44.1	21	7	33.3	21	12	57.1
	MOEFI HIGH SCHOOL	9132100	2024	2	14	10	71.4				14	12	85.7				41	41	100.0	27	24	88.9				27	14	51.9	33	30	90.9	8	6	75.0	8	4	50.0
		9132100	2023	2	14	12	85.7				14	9	64.3				31	31	100.0	17	14	82.4				17	9	52.9	28	24	85.7	3	2	66.7	3	2	66.7



Province Districts	Centre Name	Centre Number	Exam Date	Quintile	Accounting			Agricultural Sciences			Business Studies			Economics			English First Additional Language			Geography			History			Life Sciences			Mathematical Literacy			Mathematics			Physical Sciences		
					Total Wrote	Achieved 30 - 100%	% Achieved at 30% and Above	Total Wrote	Achieved 30 - 100%	% Achieved at 30% and Above	Total Wrote	Achieved 30 - 100%	% Achieved at 30% and Above	Total Wrote	Achieved 30 - 100%	% Achieved at 30% and Above	Total Wrote	Achieved 30 - 100%	% Achieved at 30% and Above	Total Wrote	Achieved 30 - 100%	% Achieved at 30% and Above	Total Wrote	Achieved 30 - 100%	% Achieved at 30% and Above	Total Wrote	Achieved 30 - 100%	% Achieved at 30% and Above	Total Wrote	Achieved 30 - 100%	% Achieved at 30% and Above	Total Wrote	Achieved 30 - 100%	% Achieved at 30% and Above			
					BOJANALA	MPHE-BANA SECONDARY SCHOOL	9162113	2024	2	37	30	81.1	31	30	96.8	80	73	91.3	80	72	90.0	249	249	100.0	138	108	78.3	137	110	80.3	31	30	96.8	218	180	82.6	31
		9162113	2023	2	56	33	58.9	58	38	65.5	88	59	67.0	88	56	63.6	300	299	99.7	172	108	62.8	172	121	70.3	40	36	90.0	260	156	60.0	40	25	62.5	40	35	87.5
	MPHELA MIDDLE SCHOOL	9132114	2024	1												12	12	100.0	12	10	83.3	12	6	50.0	12	5	41.7	12	10	83.3							
		9132114	2023	1												14	14	100.0	14	12	85.7	14	12	85.7	14	5	35.7	14	12	85.7							
	NAAUWPOORT HIGH SCHOOL	9152116	2024	1				45	37	82.2	17	16	94.1				74	74	100.0	74	72	97.3	46	46	100.0	28	27	96.4	51	48	94.1	23	22	95.7	23	21	91.3
		9152116	2023	1				54	37	68.5							54	54	100.0	54	52	96.3	29	25	86.2	25	24	96.0	34	26	76.5	20	14	70.0	20	11	55.0
	NCHAUPE HIGH SCHOOL	9121156	2024	3	15	14	93.3				65	61	93.8	12	10	83.3	89	89	100.0	74	72	97.3				24	24	100.0	64	59	92.2	25	17	68.0	24	23	95.8
		9121156	2023	3	7	5	71.4				46	32	69.6	6	5	83.3	82	82	100.0	76	69	90.8				37	29	78.4	46	36	78.3	37	14	37.8	37	24	64.9
	NEW COVENANT ACADEMY	9158037	2024	99							11	11	100.0							13	13	100.0				8	8	100.0	11	11	100.0	2	2	100.0	2	2	100.0
		9158037	2023	99							10	9	90.0							10	10	100.0				3	2	66.7	10	9	90.0						
	NKOBONG HIGH SCHOOL	9132117	2024	3													35	35	100.0	35	25	71.4	28	22	78.6	35	18	51.4	28	21	75.0	7	4	57.1	7	2	28.6
		9132117	2023	3													54	54	100.0	54	37	68.5	39	28	71.8	54	32	59.3	39	29	74.4	15	9	60.0	15	7	46.7
	NTOLO SECONDARY SCHOOL	9111160	2024	3	19	18	94.7	26	24	92.3	19	18	94.7	19	18	94.7	92	92	100.0	73	71	97.3	23	21	91.3	73	58	79.5	76	71	93.4	16	15	93.8	16	13	81.3
		9111160	2023	3	19	19	100.0	15	15	100.0	19	19	100.0	19	17	89.5	116	116	100.0	97	95	97.9	49	48	98.0	97	80	82.5	93	88	94.6	23	21	91.3	23	22	95.7
	NURAL-IMAN-MUSLIM SCHOOL	9152120	2024	99	11	11	100.0				4	3	75.0										10	10	100.0	8	7	87.5	5	5	100.0	10	10	100.0	7	7	100.0
		9152120	2023	99	13	13	100.0				6	6	100.0										11	11	100.0	11	11	100.0	7	7	100.0	11	11	100.0	7	7	100.0
	OLEFILE HIGH SCHOOL	9132122	2024	2													62	62	100.0	55	54	98.2				62	39	62.9	52	52	100.0	10	10	100.0	7	7	100.0
		9132122	2023	2													34	34	100.0	28	27	96.4				34	24	70.6	24	22	91.7	10	8	80.0	6	6	100.0
	PLATINUM VILLAGE SECONDARY SCHOOL	9159013	2024	4							119	112	94.1				72	72	100.0	156	153	98.1				101	99	98.0	118	110	93.2	38	34	89.5	37	25	67.6
		9159013	2023	4	0	0					116	100	86.2				63	63	100.0	146	142	97.3	0	0		90	88	97.8	101	97	96.0	45	34	75.6	30	22	73.3





Province Districts	Centre Name	Centre Number	Exam Date	Quintile	Accounting			Agricultural Sciences			Business Studies			Economics			English First Additional Language			Geography			History			Life Sciences			Mathematical Literacy			Mathematics			Physical Sciences		
					Total Wrote	Achieved 30 - 100%	% Achieved at 30% and Above	Total Wrote	Achieved 30 - 100%	% Achieved at 30% and Above	Total Wrote	Achieved 30 - 100%	% Achieved at 30% and Above	Total Wrote	Achieved 30 - 100%	% Achieved at 30% and Above	Total Wrote	Achieved 30 - 100%	% Achieved at 30% and Above	Total Wrote	Achieved 30 - 100%	% Achieved at 30% and Above	Total Wrote	Achieved 30 - 100%	% Achieved at 30% and Above	Total Wrote	Achieved 30 - 100%	% Achieved at 30% and Above	Total Wrote	Achieved 30 - 100%	% Achieved at 30% and Above	Total Wrote	Achieved 30 - 100%	% Achieved at 30% and Above			
					BOJANALA	REIPUSENG HIGH SCHOOL	9132147	2024	3	14	4	28.6				14	14	100.0				56	56	100.0	56	51	91.1	32	28	87.5	42	19	45.2	38	32	84.2	18
		9132147	2023	3	18	15	83.3				18	18	100.0				52	52	100.0	52	51	98.1	22	21	95.5	34	25	73.5	33	31	93.9	19	16	84.2	12	11	91.7
	REKOPANTSWE HIGH SCHOOL	9111186	2024	3				45	23	51.1							58	58	100.0	58	54	93.1	22	21	95.5	36	24	66.7	45	40	88.9	13	10	76.9	13	9	69.2
		9111186	2023	3	7	6	85.7	27	19	70.4	41	19	46.3				78	77	98.7	78	68	87.2	34	24	70.6	37	17	45.9	67	53	79.1	10	3	30.0	10	10	100.0
	RETHUSEGILE SEC SCHOOL	9152148	2024	3	17	17	100.0				44	39	88.6	22	21	95.5	101	101	100.0	101	93	92.1	57	57	100.0	22	21	95.5	85	71	83.5	16	16	100.0	13	12	92.3
		9152148	2023	3	28	21	75.0				52	33	63.5	28	21	75.0	95	95	100.0	95	80	84.2	43	43	100.0	24	23	95.8	81	64	79.0	14	11	78.6	10	10	100.0
	RUSTENBURG COLLEGE (PART-TIME)	9152151	2024	3							23	8	34.8							18	18	100.0	20	7	35.0	19	12	63.2	22	11	50.0	16	5	31.3	10	3	30.0
	RUSTENBURG COMMUNITY DEVELOPMENT CENTRE	9152152	2023	1							17	3	17.6							14	11	78.6	17	6	35.3	30	5	16.7	17	14	82.4	14	0	0.0	14	0	0.0
	RUSTENBURG HIGH SCHOOL	9152153	2024	4	55	54	98.2				82	74	90.2	36	34	94.4	292	292	100.0	36	34	94.4				104	96	92.3	168	166	98.8	124	120	96.8	88	82	93.2
		9152153	2023	4	59	57	96.6				108	75	69.4	29	27	93.1	303	303	100.0	34	34	100.0				110	106	96.4	166	165	99.4	136	119	87.5	80	76	95.0
	RUSTENBURG OPVOEDKUNDIGE KOLLEGE	9152154	2024	99	7	7	100.0				37	37	100.0	7	7	100.0										21	21	100.0	33	33	100.0	25	22	88.0	21	16	76.2
		9152154	2023	99	4	4	100.0				32	32	100.0	4	4	100.0										23	22	95.7	29	29	100.0	26	24	92.3	23	22	95.7
	SEDIBELO SECONDARY SCHOOL	9132236	2024	3	20	18	90.0				20	20	100.0	100	83	83.0	140	140	100.0	120	103	85.8				40	39	97.5	100	89	89.0	40	34	85.0	40	33	82.5
		9132236	2023	3	20	18	90.0				20	19	95.0	57	36	63.2	90	90	100.0	70	65	92.9				33	33	100.0	56	54	96.4	34	22	64.7	33	32	97.0
	SEFUTSWELO HIGH SCHOOL	9132159	2024	3													33	33	100.0	33	32	97.0	23	22	95.7	10	10	100.0	23	20	87.0	10	7	70.0	10	10	100.0
		9132159	2023	3							16	13	81.3	16	12	75.0	43	43	100.0	27	22	81.5	36	34	94.4	7	7	100.0	36	27	75.0	7	7	100.0	7	7	100.0
	SEKETE IV HIGH SCHOOL	9152162	2024	4													194	194	100.0	129	110	85.3	142	136	95.8	57	41	71.9	143	127	88.8	56	40	71.4	56	38	67.9
		9152162	2023	4							2	2	100.0				185	185	100.0	126	93	73.8	140	120	85.7	47	35	74.5	139	119	85.6	47	24	51.1	47	35	74.5

Province Districts	Centre Name	Centre Number	Exam Date	Quintile	Accounting			Agricultural Sciences			Business Studies			Economics			English First Additional Language			Geography			History			Life Sciences			Mathematical Literacy			Mathematics			Physical Sciences			
					Total Wrote	Achieved 30 - 100%	% Achieved at 30% and Above	Total Wrote	Achieved 30 - 100%	% Achieved at 30% and Above	Total Wrote	Achieved 30 - 100%	% Achieved at 30% and Above	Total Wrote	Achieved 30 - 100%	% Achieved at 30% and Above	Total Wrote	Achieved 30 - 100%	% Achieved at 30% and Above	Total Wrote	Achieved 30 - 100%	% Achieved at 30% and Above	Total Wrote	Achieved 30 - 100%	% Achieved at 30% and Above	Total Wrote	Achieved 30 - 100%	% Achieved at 30% and Above	Total Wrote	Achieved 30 - 100%	% Achieved at 30% and Above	Total Wrote	Achieved 30 - 100%	% Achieved at 30% and Above	Total Wrote	Achieved 30 - 100%	% Achieved at 30% and Above	
					BOJANALA	SEKITLA HIGH SCHOOL	9121202	2024	3				31	28	90.3					54	54	100.0	46	41	89.1	39	39	100.0	15	15	100.0	39	38	97.4	15	13	86.7	15
		9121202	2023	3				31	28	90.3					40	40	100.0	25	21	84.0	25	25	100.0	15	15	100.0	25	22	88.0	15	9	60.0	15	15	100.0			
	SEMETSA SECONDARY SCHOOL	9132163	2024	3											63	63	100.0	52	51	98.1				63	49	77.8	51	48	94.1	12	8	66.7	11	11	100.0			
		9132163	2023	3											46	46	100.0	38	36	94.7				46	38	82.6	31	28	90.3	15	8	53.3	8	8	100.0			
	SEMPAPA SECONDARY SCHOOL	9121204	2024	3	24	21	87.5				18	18	100.0	18	17	94.4	109	109	100.0	85	71	83.5	63	62	98.4	28	28	100.0	81	70	86.4	28	26	92.9	28	20	71.4	
		9121204	2023	3	24	21	87.5				24	23	95.8	24	22	91.7	162	161	99.4	138	100	72.5	110	81	73.6	28	27	96.4	131	96	73.3	31	27	87.1	28	22	78.6	
	SEWAGODIMO TECH AND COMM HIGH	9132166	2024	1											93	93	100.0																20	16	80.0	20	19	95.0
		9132166	2023	1	15	10	66.7				15	10	66.7				111	110	99.1														34	16	47.1	19	17	89.5
	SHADRACK F ZIBI SEC SCHOOL	9132167	2024	3											24	24	100.0	17	14	82.4				24	10	41.7	17	14	82.4	7	3	42.9	7	5	71.4			
		9132167	2023	3											21	21	100.0	14	12	85.7				21	11	52.4	14	10	71.4	7	4	57.1	7	6	85.7			
	ST ANNE'S HIGH SCHOOL	9132169	2024	4							12	12	100.0				60	60	100.0	33	33	100.0				48	46	95.8	28	28	100.0	32	32	100.0	27	25	92.6	
		9132169	2023	4							11	11	100.0				57	57	100.0	31	31	100.0				46	45	97.8	24	24	100.0	33	33	100.0	26	26	100.0	
	ST ATHANASIUS CHRISTIAN SCHOOL	9129012	2024	99	8	8	100.0				26	26	100.0	14	14	100.0				33	33	100.0	46	43	93.5	21	21	100.0	31	30	96.8	16	9	56.3	12	7	58.3	
		9129012	2023	99	4	4	100.0				21	18	85.7	14	13	92.9				25	25	100.0	39	38	97.4	18	17	94.4	25	23	92.0	14	5	35.7	7	5	71.4	
	ST TERESA HIGH SCHOOL	9111211	2024	3	23	23	100.0				33	27	81.8	33	30	90.9	133	133	100.0	92	82	89.1	66	63	95.5	36	35	97.2	99	86	86.9	36	31	86.1	36	25	69.4	
		9111211	2023	3	17	15	88.2				37	34	91.9	37	31	83.8	162	162	100.0	126	88	69.8	99	78	78.8	28	27	96.4	135	101	74.8	23	20	87.0	28	25	89.3	
	SUNRISE VIEW SECONDARY SCHOOL	9151007	2024	4							149	132	88.6				99	99	100.0	183	166	90.7				77	72	93.5	149	143	96.0	34	30	88.2	34	31	91.2	
		9151007	2023	4							134	106	79.1				150	150	100.0	200	184	92.0				80	77	96.3	134	124	92.5	66	54	81.8	66	59	89.4	
	SWARTRUGGENS COMBINED	9162172	2024	4							8	5	62.5				16	16	100.0	11	8	72.7				3	2	66.7	9	9	100.0	7	7	100.0	6	3	50.0	
		9162172	2023	4							6	2	33.3				11	11	100.0	7	6	85.7				4	2	50.0	9	9	100.0	2	2	100.0	1	0	0.0	

Province Districts	Centre Name	Centre Number	Exam Date	Quintile	Accounting			Agricultural Sciences			Business Studies			Economics			English First Additional Language			Geography			History			Life Sciences			Mathematical Literacy			Mathematics			Physical Sciences		
					Total Wrote	Achieved 30 - 100%	% Achieved at 30% and Above	Total Wrote	Achieved 30 - 100%	% Achieved at 30% and Above	Total Wrote	Achieved 30 - 100%	% Achieved at 30% and Above	Total Wrote	Achieved 30 - 100%	% Achieved at 30% and Above	Total Wrote	Achieved 30 - 100%	% Achieved at 30% and Above	Total Wrote	Achieved 30 - 100%	% Achieved at 30% and Above	Total Wrote	Achieved 30 - 100%	% Achieved at 30% and Above	Total Wrote	Achieved 30 - 100%	% Achieved at 30% and Above	Total Wrote	Achieved 30 - 100%	% Achieved at 30% and Above	Total Wrote	Achieved 30 - 100%	% Achieved at 30% and Above	Total Wrote	Achieved 30 - 100%	% Achieved at 30% and Above
					BOJANALA	THABA-MORULA HIGH SCHOOL	9111216	2024	3	18	10	55.6				30	28	93.3	30	29	96.7	140	140	100.0	110	90	81.8	47	37	78.7	63	45	71.4	105	77	73.3	35
		9111216	2023	3	19	14	73.7				31	26	83.9	31	26	83.9	125	125	100.0	94	71	75.5	40	33	82.5	53	32	60.4	91	72	79.1	34	20	58.8	31	23	74.2
	THEBE-YA-TLHAJWA SECONDARY SCHOOL	9132175	2024	1							80	72	90.0	39	38	97.4	94	94	100.0	94	93	98.9	41	41	100.0	14	14	100.0	79	76	96.2	15	12	80.0	14	12	85.7
		9132175	2023	1							68	56	82.4	31	25	80.6	77	77	100.0	78	57	73.1	37	29	78.4	10	9	90.0	68	55	80.9	10	8	80.0	10	9	90.0
	THETHE HIGH SCHOOL	9152177	2024	3							34	32	94.1	20	20	100.0	134	134	100.0	134	113	84.3	69	59	85.5	31	30	96.8	114	95	83.3	20	17	85.0	17	14	82.4
		9152177	2023	3							41	36	87.8	16	15	93.8	104	104	100.0	104	96	92.3	29	27	93.1	34	32	94.1	79	70	88.6	25	24	96.0	22	19	86.4
	THULARE HIGH SCHOOL	9121221	2024	3	60	51	85.0	21	20	95.2	20	20	100.0	20	19	95.0	81	81	100.0	61	60	98.4				40	30	75.0	41	39	95.1	40	32	80.0	40	38	95.0
		9121221	2023	3	45	33	73.3	12	11	91.7	14	13	92.9	14	11	78.6	59	59	100.0	45	43	95.6				33	30	90.9	25	24	96.0	34	26	76.5	33	31	93.9
	THUTO-KITSO RUSTENBURG CORR SERVICE	9152155	2024	3				2	1	50.0	2	2	100.0	2	2	100.0	9	9	100.0	7	7	100.0	7	7	100.0				9	9	100.0						
		9152155	2023	3				2	2	100.0	2	2	100.0	2	2	100.0	11	11	100.0	9	9	100.0	9	9	100.0				11	9	81.8						
	THUTO-PELE HIGH SCHOOL	9111223	2024	3	24	17	70.8				56	52	92.9	24	24	100.0	261	261	100.0	205	192	93.7	147	135	91.8	58	57	98.3	200	165	82.5	60	36	60.0	58	49	84.5
		9111223	2023	3	37	27	73.0				77	53	68.8	38	33	86.8	301	301	100.0	224	199	88.8	154	127	82.5	70	65	92.9	227	174	76.7	74	44	59.5	70	60	85.7
	TIDIMANE SECONDARY SCHOOL	9132237	2024	3	23	20	87.0				87	69	79.3	63	56	88.9	157	156	99.4	133	121	91.0	104	91	87.5	30	29	96.7	127	103	81.1	30	21	70.0	30	23	76.7
		9132237	2023	3							78	43	55.1	47	34	72.3	152	152	100.0	154	132	85.7	125	122	97.6	29	26	89.7	125	102	81.6	29	21	72.4	29	24	82.8
	TIRELONG SECONDARY SCHOOL	9152180	2023	3							26	24	92.3				42	42	100.0	42	41	97.6	25	25	100.0	17	15	88.2	26	20	76.9	16	14	87.5	16	14	87.5
	TLHABANE TECH AND COMM HIGH SCHOOL	9152182	2024	4												206	206	100.0													40	37	92.5	40	31	77.5	
		9152182	2023	4												179	179	100.0													27	25	92.6	27	24	88.9	
	TSHAILE HIGH SCHOOL	9132184	2024	3												66	66	100.0	66	61	92.4	49	41	83.7	66	48	72.7	49	43	87.8	17	16	94.1	17	15	88.2	
		9132184	2023	3												64	64	100.0	64	51	79.7	48	36	75.0	64	35	54.7	48	39	81.3	16	10	62.5	16	12	75.0	

Province Districts	Centre Name	Centre Number	Exam Date	Quintile	Accounting			Agricultural Sciences			Business Studies			Economics			English First Additional Language			Geography			History			Life Sciences			Mathematical Literacy			Mathematics			Physical Sciences		
					Total Wrote	Achieved 30 - 100%	% Achieved at 30% and Above	Total Wrote	Achieved 30 - 100%	% Achieved at 30% and Above	Total Wrote	Achieved 30 - 100%	% Achieved at 30% and Above	Total Wrote	Achieved 30 - 100%	% Achieved at 30% and Above	Total Wrote	Achieved 30 - 100%	% Achieved at 30% and Above	Total Wrote	Achieved 30 - 100%	% Achieved at 30% and Above	Total Wrote	Achieved 30 - 100%	% Achieved at 30% and Above	Total Wrote	Achieved 30 - 100%	% Achieved at 30% and Above	Total Wrote	Achieved 30 - 100%	% Achieved at 30% and Above	Total Wrote	Achieved 30 - 100%	% Achieved at 30% and Above	Total Wrote	Achieved 30 - 100%	% Achieved at 30% and Above
					BOJANALA	TSHEPAGALANG HIGH SCHOOL	9111231	2024	2	21	15	71.4				21	21	100.0	21	21	100.0	132	132	100.0	111	107	96.4	78	78	100.0	111	65	58.6	98	92	93.9	34
		9111231	2023	2	37	25	67.6				37	34	91.9	37	31	83.8	135	135	100.0	98	89	90.8	53	48	90.6	98	60	61.2	87	75	86.2	48	11	22.9	45	24	53.3
	TSHOMANKANE HIGH SCHOOL	9132043	2024	1												44	44	100.0	44	39	88.6				44	23	52.3	22	22	100.0	22	11	50.0	21	13	61.9	
		9132043	2023	1												38	38	100.0	38	32	84.2				38	29	76.3	17	15	88.2	21	6	28.6	16	8	50.0	
	TSHUKUDU HIGH SCHOOL	9152187	2024	3	26	26	100.0				54	42	77.8				146	146	100.0	123	108	87.8	46	36	78.3	45	36	80.0	95	61	64.2	51	33	64.7	42	22	52.4
		9152187	2023	3	12	11	91.7				42	35	83.3				130	130	100.0	120	86	71.7	43	30	69.8	45	41	91.1	85	62	72.9	45	21	46.7	43	28	65.1
	TSOGO SECONDARY SCHOOL	9111237	2024	3	46	42	91.3				33	31	93.9	33	31	93.9	155	155	100.0	109	106	97.2	83	81	97.6	75	74	98.7	58	57	98.3	97	73	75.3	39	36	92.3
		9111237	2023	3	66	58	87.9				42	37	88.1	42	33	78.6	144	144	100.0	78	74	94.9	46	41	89.1	56	55	98.2	56	55	98.2	88	65	73.9	56	48	85.7
	TSWAIDI HIGH SCHOOL	9132189	2024	3							75	48	64.0	31	31	100.0	90	90	100.0	15	14	93.3				15	13	86.7	75	69	92.0	15	11	73.3	15	7	46.7
		9132189	2023	3							48	38	79.2	22	20	90.9	68	68	100.0	20	20	100.0				20	19	95.0	48	46	95.8	20	17	85.0	20	15	75.0
	UTSANE HIGH SCHOOL	9121241	2024	3												70	70	100.0	70	56	80.0	42	35	83.3	57	44	77.2	65	58	89.2	5	5	100.0	5	4	80.0	
		9121241	2023	3												63	63	100.0	63	43	68.3	44	29	65.9	39	29	74.4	58	43	74.1	5	4	80.0	5	5	100.0	
	WAGPOS HIGH SCHOOL	9111242	2024	4	15	14	93.3	36	35	97.2							156	156	100.0							28	28	100.0	84	84	100.0	41	39	95.1	34	31	91.2
		9111242	2023	4	16	14	87.5	24	24	100.0							158	158	100.0							28	28	100.0	80	80	100.0	43	39	90.7	35	29	82.9
	WHITFIELD ACADEMY	9132238	2024	99	10	6	60.0							10	10	100.0				23	22	95.7	11	10	90.9	12	12	100.0	20	19	95.0	13	12	92.3	12	12	100.0
		9132238	2023	99	13	11	84.6							13	12	92.3				7	7	100.0	7	7	100.0	10	9	90.0	15	15	100.0	15	10	66.7	10	6	60.0
	ZACHARIA MANKGATLENG SECONDARY	9121244	2024	2													143	143	100.0	143	133	93.0	46	46	100.0	143	96	67.1	117	110	94.0	26	26	100.0	26	18	69.2
		9121244	2023	2													127	127	100.0	127	111	87.4	46	46	100.0	127	66	52.0	109	90	82.6	19	14	73.7	19	18	94.7
	ZINNIIVILLE SECONDARY	9152191	2024	4	16	16	100.0				43	43	100.0							9	9	100.0	23	23	100.0	45	45	100.0	43	43	100.0	29	29	100.0	29	29	100.0
		9152191	2023	4	16	16	100.0				67	63	94.0							32	32	100.0	25	25	100.0	55	51	92.7	67	65	97.0	29	29	100.0	29	29	100.0

Province Districts	Centre Name	Centre Number	Exam Date	Quintile	Accounting			Agricultural Sciences			Business Studies			Economics			English First Additional Language			Geography			History			Life Sciences			Mathematical Literacy			Mathematics			Physical Sciences					
					Total Wrote	Achieved 30 - 100%	% Achieved at 30% and Above	Total Wrote	Achieved 30 - 100%	% Achieved at 30% and Above	Total Wrote	Achieved 30 - 100%	% Achieved at 30% and Above	Total Wrote	Achieved 30 - 100%	% Achieved at 30% and Above	Total Wrote	Achieved 30 - 100%	% Achieved at 30% and Above	Total Wrote	Achieved 30 - 100%	% Achieved at 30% and Above	Total Wrote	Achieved 30 - 100%	% Achieved at 30% and Above	Total Wrote	Achieved 30 - 100%	% Achieved at 30% and Above	Total Wrote	Achieved 30 - 100%	% Achieved at 30% and Above	Total Wrote	Achieved 30 - 100%	% Achieved at 30% and Above	Total Wrote	Achieved 30 - 100%	% Achieved at 30% and Above			
					DR. K. KAUNDA	AL-HUDA MUSLIM SCHOOL	9215004	2024	99	9	9	100.0				11	11	100.0						4	4	100.0	15	15	100.0	20	20	100.0	7	7	100.0	17	17	100.0	13	12
		9215004	2023	99	6	6	100.0				14	14	100.0						8	8	100.0	16	16	100.0	14	13	92.9	13	13	100.0	9	9	100.0	8	5	62.5				
	ALABAMA SECONDARY	9215003	2024	4	22	10	45.5				22	15	68.2	22	13	59.1	20	20	100.0	58	52	89.7	47	38	80.9	11	11	100.0	64	55	85.9	16	4	25.0	11	5	45.5			
		9215003	2023	4	15	6	40.0				87	18	20.7	23	7	30.4	28	28	100.0	41	35	85.4	44	23	52.3	55	27	49.1	89	65	73.0	25	4	16.0	18	5	27.8			
	ARE-FADIMEHENG	9215005	2024	3	20	12	60.0				34	28	82.4	34	27	79.4	246	246	100.0	211	184	87.2	145	133	91.7	212	126	59.4	172	137	79.7	73	33	45.2	64	39	60.9			
		9215005	2023	3	11	6	54.5				19	13	68.4	19	8	42.1	199	199	100.0	180	146	81.1	101	84	83.2	179	88	49.2	112	86	76.8	81	44	54.3	79	53	67.1			
	B A SEOBI SECONDARY SCHOOL	9225183	2024	3							54	52	96.3	55	55	100.0	225	225	100.0	171	170	99.4	143	142	99.3	28	28	100.0	198	187	94.4	28	28	100.0	28	28	100.0			
		9225183	2023	3	12	12	100.0				87	87	100.0	87	87	100.0	246	246	100.0	159	157	98.7	128	124	96.9	36	36	100.0	204	198	97.1	42	41	97.6	31	31	100.0			
	BOITSHOKO HIGH SCHOOL	9225009	2024	1				79	50	63.3	50	38	76.0	47	28	59.6	222	221	99.5	173	157	90.8	92	73	79.3	101	72	71.3	203	160	78.8	20	10	50.0	20	20	100.0			
		9225009	2023	1				111	85	76.6	34	22	64.7	8	7	87.5	167	167	100.0	133	130	97.7	81	74	91.4	77	62	80.5	145	129	89.0	22	18	81.8	22	20	90.9			
	BORAKANELO SECONDARY SCHOOL	9215010	2024	3	15	15	100.0				109	75	68.8	58	42	72.4	230	230	100.0	101	89	88.1	126	109	86.5	34	32	94.1	172	154	89.5	36	23	63.9	34	32	94.1			
		9215010	2023	3	20	12	60.0				122	70	57.4	40	25	62.5	196	196	100.0	65	61	93.8	113	104	92.0	33	30	90.9	138	128	92.8	34	12	35.3	32	29	90.6			
	BOSKUIL COMBINED SCHOOL	9205011	2024	1													16	16	100.0	16	16	100.0	12	12	100.0	16	11	68.8	12	11	91.7	4	4	100.0	4	4	100.0			
		9205011	2023	1													20	20	100.0	20	19	95.0	17	16	94.1	20	14	70.0	17	14	82.4	3	3	100.0	3	3	100.0			
	BOTOKA COMPREHENSIVE SCHOOL	9225012	2024	3													204	204	100.0																29	26	89.7	29	23	79.3
		9225012	2023	3													190	190	100.0																33	30	90.9	33	19	57.6
	CHRIS HANI SECONDARY SCHOOL	9215014	2024	3	8	6	75.0				8	8	100.0	8	8	100.0	73	73	100.0	65	62	95.4	48	48	100.0	65	51	78.5	52	44	84.6	17	6	35.3	17	13	76.5			
		9215014	2023	3	5	3	60.0				6	5	83.3	5	5	100.0	48	48	100.0	42	41	97.6	26	26	100.0	42	34	81.0	29	23	79.3	14	3	21.4	16	10	62.5			
	COCEKANI HIGH SCHOOL	9215016	2024	2													46	45	97.8															13	6	46.2	13	9	69.2	
		9215016	2023	2													52	52	100.0															18	3	16.7	20	7	35.0	

Province Districts	Centre Name	Centre Number	Exam Date	Quintile	Accounting			Agricultural Sciences			Business Studies			Economics			English First Additional Language			Geography			History			Life Sciences			Mathematical Literacy			Mathematics			Physical Sciences					
					Total Wrote	Achieved 30 - 100%	% Achieved at 30% and Above	Total Wrote	Achieved 30 - 100%	% Achieved at 30% and Above	Total Wrote	Achieved 30 - 100%	% Achieved at 30% and Above	Total Wrote	Achieved 30 - 100%	% Achieved at 30% and Above	Total Wrote	Achieved 30 - 100%	% Achieved at 30% and Above	Total Wrote	Achieved 30 - 100%	% Achieved at 30% and Above	Total Wrote	Achieved 30 - 100%	% Achieved at 30% and Above	Total Wrote	Achieved 30 - 100%	% Achieved at 30% and Above	Total Wrote	Achieved 30 - 100%	% Achieved at 30% and Above	Total Wrote	Achieved 30 - 100%	% Achieved at 30% and Above	Total Wrote	Achieved 30 - 100%	% Achieved at 30% and Above			
					DR. K. KAUNDA	DIRANG KA NATLA COMPREHENSIVE HIGH	9215019	2024	3	9	8	88.9				66	60	90.9	40	38	95.0	81	80	98.8	43	41	95.3				15	15	100.0	65	45	69.2	16	11	68.8	15
		9215019	2023	3	4	3	75.0				71	54	76.1	33	21	63.6	90	90	100.0	57	47	82.5				19	18	94.7	72	43	59.7	19	13	68.4	19	18	94.7			
	EDUCATORS HIGH SCHOOL	9215022	2024	99							33	29	87.9	9	9	100.0				21	21	100.0	21	20	95.2	13	12	92.3	29	28	96.6	16	8	50.0	11	6	54.5			
		9215022	2023	99							19	18	94.7	5	5	100.0				39	36	92.3	13	8	61.5	20	14	70.0	12	11	91.7	12	7	58.3	9	8	88.9			
	FERDINAND POSTMA	9225024	2024	4	8	8	100.0				23	23	100.0				30	30	100.0	8	8	100.0				32	32	100.0	24	24	100.0	41	40	97.6	30	29	96.7			
		9225024	2023	4	8	8	100.0				24	24	100.0	8	8	100.0	17	17	100.0							24	24	100.0	12	12	100.0	44	44	100.0	30	30	100.0			
	GAENTHONE SECONDARY SCHOOL	9215026	2024	3	22	14	63.6	45	26	57.8	49	42	85.7	23	20	87.0	157	157	100.0	111	100	90.1	67	66	98.5	107	90	84.1	135	117	86.7	22	16	72.7	18	12	66.7			
		9215026	2023	3	18	12	66.7	44	26	59.1	34	24	70.6	18	13	72.2	103	103	100.0	54	46	85.2	21	18	85.7	69	43	62.3	77	69	89.6	26	17	65.4	19	12	63.2			
	GATELAPELE SECONDARY SCHOOL	9205028	2024	3	8	7	87.5				8	8	100.0	8	6	75.0	144	144	100.0	137	123	89.8	119	110	92.4	109	64	58.7	127	107	84.3	18	10	55.6	18	7	38.9			
		9205028	2023	3	9	4	44.4				9	8	88.9	9	8	88.9	162	162	100.0	157	125	79.6	134	107	79.9	106	72	67.9	143	102	71.3	23	8	34.8	23	15	65.2			
	H T S KLERKSDORP	9215031	2024	4	27	20	74.1				127	119	93.7													133	108	81.2	105	103	98.1	109	104	95.4	83	61	73.5			
		9215031	2023	4	48	37	77.1				140	125	89.3														124	98	79.0	117	116	99.1	113	94	83.2	82	70	85.4		
	H T S POTCHEFSTROOM	9225032	2024	4	37	25	67.6				99	87	87.9														96	54	56.3	84	77	91.7	56	42	75.0	41	28	68.3		
		9225032	2023	4	32	20	62.5				106	87	82.1															90	60	66.7	100	96	96.0	26	24	92.3	21	16	76.2	
	HO&R VOLKSKOOL	9225034	2024	4	23	22	95.7				35	32	91.4	22	13	59.1	155	155	100.0	24	21	87.5					59	53	89.8	87	87	100.0	68	67	98.5	44	43	97.7		
		9225034	2023	4	27	26	96.3				49	44	89.8	19	14	73.7	175	175	100.0	40	40	100.0					65	54	83.1	93	93	100.0	82	68	82.9	42	39	92.9		
	KABELO MASHI SECONDARY SCHOOL	9229014	2024	1	15	11	73.3	25	17	68.0	15	14	93.3	40	33	82.5	26	26	100.0	15	14	93.3													40	3	7.5	10	5	50.0
		9229014	2023	1	11	8	72.7	21	10	47.6	11	10	90.9	32	25	78.1	27	27	100.0	21	19	90.5													32	6	18.8			
	KANANA SEC SCHOOL	9215042	2024	2	13	11	84.6				59	56	94.9	13	12	92.3	138	138	100.0	94	71	75.5	88	77	87.5	55	30	54.5	108	88	81.5	16	14	87.5	15	11	73.3			
		9215042	2023	2	3	3	100.0				28	24	85.7	4	4	100.0	82	82	100.0	57	46	80.7	51	48	94.1	45	21	46.7	67	45	67.2	11	11	100.0	13	11	84.6			

Province Districts	Centre Name	Centre Number	Exam Date	Quintile	Accounting			Agricultural Sciences			Business Studies			Economics			English First Additional Language			Geography			History			Life Sciences			Mathematical Literacy			Mathematics			Physical Sciences		
					Total Wrote	Achieved 30 - 100%	% Achieved at 30% and Above	Total Wrote	Achieved 30 - 100%	% Achieved at 30% and Above	Total Wrote	Achieved 30 - 100%	% Achieved at 30% and Above	Total Wrote	Achieved 30 - 100%	% Achieved at 30% and Above	Total Wrote	Achieved 30 - 100%	% Achieved at 30% and Above	Total Wrote	Achieved 30 - 100%	% Achieved at 30% and Above	Total Wrote	Achieved 30 - 100%	% Achieved at 30% and Above	Total Wrote	Achieved 30 - 100%	% Achieved at 30% and Above	Total Wrote	Achieved 30 - 100%	% Achieved at 30% and Above	Total Wrote	Achieved 30 - 100%	% Achieved at 30% and Above	Total Wrote	Achieved 30 - 100%	% Achieved at 30% and Above
					DR. K. KAUNDA	KLERKSDORP HIGH SCHOOL	9215051	2024	5	20	19	95.0	17	16	94.1	42	41	97.6	21	19	90.5	155	155	100.0	26	26	100.0				70	63	90.0	103	103	100.0	52
		9215051	2023	5	10	10	100.0	21	19	90.5	29	20	69.0	9	8	88.9	132	132	100.0	28	28	100.0				46	43	93.5	93	93	100.0	39	38	97.4	30	30	100.0
	KLERKSDORP SECONDARY	9215053	2024	4	21	19	90.5				89	76	85.4	21	15	71.4				58	57	98.3	98	97	99.0	28	28	100.0	119	112	94.1	27	26	96.3	28	24	85.7
		9215053	2023	4	32	28	87.5				112	85	75.9	32	18	56.3				69	64	92.8	116	114	98.3	33	30	90.9	148	126	85.1	33	30	90.9	33	26	78.8
	LERUNTSE-LESEDI SEC SCHOOL	9205060	2024	3	6	6	100.0				13	12	92.3	13	10	76.9	142	142	100.0	129	104	80.6	121	104	86.0	70	58	82.9	133	112	84.2	9	7	77.8	8	6	75.0
		9205060	2023	3	7	6	85.7				10	10	100.0	10	9	90.0	120	120	100.0	110	94	85.5	103	100	97.1	68	59	86.8	112	94	83.9	8	7	87.5	7	7	100.0
	LETLHASEDI COMBINED SCHOOL	9215062	2024	1				11	9	81.8							37	37	100.0	37	34	91.9				26	20	76.9	31	29	93.5	6	2	33.3			
		9215062	2023	1				17	9	52.9							37	37	100.0	37	28	75.7				20	10	50.0	31	17	54.8	6	2	33.3			
	MAITEMOGELO SEC SCHOOL	9205182	2024	3	12	11	91.7				17	15	88.2	16	14	87.5	142	141	99.3	125	94	75.2	115	98	85.2	93	57	61.3	127	92	72.4	15	8	53.3	15	11	73.3
		9205182	2023	3	5	2	40.0				19	18	94.7	19	6	31.6	163	163	100.0	144	115	79.9	141	133	94.3	115	70	60.9	146	110	75.3	18	17	94.4	18	16	88.9
	MAQUASSI HILLS ENGLISH SEC SCHOOL	9209016	2024	1	9	5	55.6	57	48	84.2	9	8	88.9	9	6	66.7				30	26	86.7				57	46	80.7	39	38	97.4	27	22	81.5	27	23	85.2
		9209016	2023	1	10	7	70.0	48	42	87.5	10	10	100.0							18	17	94.4				38	23	60.5	25	24	96.0	23	14	60.9	20	15	75.0
	MATLHALENG HIGH SCHOOL	9215068	2024	2												79	79	100.0	79	55	69.6	60	46	76.7	44	24	54.5	60	42	70.0	19	10	52.6	19	11	57.9	
		9215068	2023	2							13	9	69.2	13	4	30.8	88	88	100.0	75	58	77.3	57	49	86.0	53	32	60.4	72	56	77.8	16	5	31.3	16	8	50.0
	MATLOSANE SEN SEC SCHOOL	9215069	2024	3	22	17	77.3				34	33	97.1	27	25	92.6	196	195	99.5	140	119	85.0	89	80	89.9	73	55	75.3	151	120	79.5	45	33	73.3	39	23	59.0
		9215069	2023	3	8	6	75.0				19	13	68.4	16	8	50.0	204	204	100.0	154	133	86.4	112	91	81.3	97	59	60.8	155	118	76.1	49	33	67.3	45	32	71.1
	MILNER HIGH SCHOOL	9215071	2024	4	29	20	69.0				99	80	80.8							47	41	87.2				62	52	83.9	102	101	99.0	62	36	58.1	39	27	69.2
		9215071	2023	4	36	28	77.8				86	55	64.0							51	43	84.3				65	60	92.3	90	88	97.8	65	36	55.4	41	32	78.0
	MMOKENG SECONDARY SCHOOL	9215072	2024	3	24	20	83.3				54	33	61.1	31	15	48.4	155	155	100.0	101	84	83.2	82	79	96.3	92	59	64.1	129	113	87.6	17	12	70.6	15	15	100.0
		9215072	2023	3	19	16	84.2				50	26	52.0	21	14	66.7	149	149	100.0	80	67	83.8	50	44	88.0	84	57	67.9	109	70	64.2	32	11	34.4	32	15	46.9



Province Districts	Centre Name	Centre Number	Exam Date	Quintile	Accounting			Agricultural Sciences			Business Studies			Economics			English First Additional Language			Geography			History			Life Sciences			Mathematical Literacy			Mathematics			Physical Sciences		
					Total Wrote	Achieved 30 - 100%	% Achieved at 30% and Above	Total Wrote	Achieved 30 - 100%	% Achieved at 30% and Above	Total Wrote	Achieved 30 - 100%	% Achieved at 30% and Above	Total Wrote	Achieved 30 - 100%	% Achieved at 30% and Above	Total Wrote	Achieved 30 - 100%	% Achieved at 30% and Above	Total Wrote	Achieved 30 - 100%	% Achieved at 30% and Above	Total Wrote	Achieved 30 - 100%	% Achieved at 30% and Above	Total Wrote	Achieved 30 - 100%	% Achieved at 30% and Above	Total Wrote	Achieved 30 - 100%	% Achieved at 30% and Above	Total Wrote	Achieved 30 - 100%	% Achieved at 30% and Above	Total Wrote	Achieved 30 - 100%	% Achieved at 30% and Above
					DR. K. KAUNDA	MOFATLHOSI SECONDARY SCHOOL	9215073	2024	3	11	11	100.0				11	10	90.9	11	7	63.6	74	74	100.0	63	60	95.2	47	43	91.5	63	54	85.7	58	56	96.6	16
		9215073	2023	3	14	14	100.0				14	14	100.0	14	10	71.4	70	70	100.0	56	53	94.6	45	45	100.0	56	40	71.4	58	55	94.8	12	3	25.0	11	9	81.8
	NEW VISION SECONDARY SCHOOL	9215169	2024	4	7	7	100.0				78	63	80.8	15	15	100.0				41	34	82.9				70	54	77.1	116	102	87.9	37	16	43.2	24	12	50.0
		9215169	2023	4	8	8	100.0				105	90	85.7	44	24	54.5				36	34	94.4				61	51	83.6	118	106	89.8	44	20	45.5	20	19	95.0
	NKANG-MAHLALE SECONDARY SCHOOL	9215079	2024	2	7	5	71.4				27	26	96.3	7	6	85.7	110	110	100.0	103	83	80.6	77	75	97.4	77	61	79.2	84	74	88.1	23	16	69.6	25	17	68.0
		9215079	2023	2	11	6	54.5				40	26	65.0	10	6	60.0	103	103	100.0	91	77	84.6	67	64	95.5	66	53	80.3	81	72	88.9	22	13	59.1	21	14	66.7
	NTLATSENG PUBLIC COMBINED SCHOOL	9205081	2024	1													26	26	100.0	21	21	100.0				26	19	73.1	21	21	100.0	5	2	40.0	5	4	80.0
		9205081	2023	1													28	28	100.0	23	17	73.9				28	12	42.9	23	20	87.0	4	2	50.0	4	4	100.0
	NW SEC SCHOOL FOR THE DEAF	9205083	2024	3	5	1	20.0				13	9	69.2	9	8	88.9	13	13	100.0									12	9	75.0	1	0	0.0				
		9205083	2023	3	9	0	0.0				9	6	66.7	9	0	0.0	9	8	88.9									9	7	77.8							
	ORKNEY HIGH SCHOOL	9215086	2024	4	8	4	50.0				32	31	96.9							31	30	96.8				46	34	73.9	50	49	98.0	15	9	60.0	10	8	80.0
		9215086	2023	4	16	8	50.0				43	30	69.8							28	22	78.6				27	19	70.4	44	43	97.7	26	8	30.8	21	12	57.1
	OVERVAAL PRIVAAT SKOOL	9215156	2024	99							12	6	50.0				2	2	100.0	4	3	75.0							13	10	76.9						
		9215156	2023	99							13	11	84.6							9	8	88.9							15	13	86.7						
	PHAKELA COMBINED SCHOOL	9215090	2024	1				15	13	86.7	15	14	93.3				15	15	100.0									15	12	80.0							
		9215090	2023	1				20	11	55.0	21	20	95.2				21	21	100.0									21	19	90.5							
	PHIRI HIGH SCHOOL	9225092	2024	3	14	12	85.7				14	14	100.0				106	106	100.0	106	91	85.8	68	67	98.5	92	52	56.5	68	52	76.5	38	18	47.4	24	14	58.3
		9225092	2023	3	13	12	92.3				13	13	100.0				98	98	100.0	98	88	89.8	67	66	98.5	85	59	69.4	67	57	85.1	31	15	48.4	18	16	88.9
	PINNACLE PRIM and SEC BOARDING SCHOOL	9215093	2024	99							8	8	100.0	1	1	100.0				2	1	50.0	4	3	75.0	4	4	100.0	6	6	100.0	3	3	100.0	2	2	100.0
		9215093	2023	99							8	8	100.0	6	6	100.0				1	1	100.0	8	8	100.0	5	5	100.0	8	8	100.0	5	5	100.0	5	4	80.0

Province Districts	Centre Name	Centre Number	Exam Date	Quintile	Accounting			Agricultural Sciences			Business Studies			Economics			English First Additional Language			Geography			History			Life Sciences			Mathematical Literacy			Mathematics			Physical Sciences					
					Total Wrote	Achieved 30 - 100%	% Achieved at 30% and Above	Total Wrote	Achieved 30 - 100%	% Achieved at 30% and Above	Total Wrote	Achieved 30 - 100%	% Achieved at 30% and Above	Total Wrote	Achieved 30 - 100%	% Achieved at 30% and Above	Total Wrote	Achieved 30 - 100%	% Achieved at 30% and Above	Total Wrote	Achieved 30 - 100%	% Achieved at 30% and Above	Total Wrote	Achieved 30 - 100%	% Achieved at 30% and Above	Total Wrote	Achieved 30 - 100%	% Achieved at 30% and Above	Total Wrote	Achieved 30 - 100%	% Achieved at 30% and Above	Total Wrote	Achieved 30 - 100%	% Achieved at 30% and Above	Total Wrote	Achieved 30 - 100%	% Achieved at 30% and Above			
					DR. K. KAUNDA	POELANO HIGH SCHOOL	9225094	2024	3				49	28	57.1					62	62	100.0	62	58	93.5	46	42	91.3	16	16	100.0	46	43	93.5	16	11	68.8	13	11	84.6
		9225094	2023	3				73	38	52.1					79	79	100.0	79	66	83.5	70	56	80.0	9	9	100.0	70	56	80.0	9	5	55.6	6	5	83.3					
	POTCHEFSTROOM BOYS HIGH	9225095	2024	4	13	7	53.8				52	46	88.5	18	13	72.2				41	38	92.7	30	26	86.7	17	15	88.2	60	55	91.7	11	8	72.7	5	3	60.0			
		9225095	2023	4	15	9	60.0	1	1	100.0	44	40	90.9	12	8	66.7				31	25	80.6	16	12	75.0	16	11	68.8	45	42	93.3	14	11	78.6	6	3	50.0			
	POTCHEFSTROOM GIMNASIUM	9225098	2024	4	35	35	100.0				67	54	80.6	25	21	84.0	147	147	100.0	52	52	100.0				74	73	98.6	77	77	100.0	106	104	98.1	79	79	100.0			
		9225098	2023	4	40	39	97.5				59	59	100.0	12	11	91.7	157	157	100.0	67	67	100.0				89	89	100.0	79	79	100.0	108	108	100.0	84	82	97.6			
	POTCHEFSTROOM GIRLS HIGH	9225099	2024	4	32	32	100.0				41	41	100.0							23	23	100.0				57	55	96.5	37	37	100.0	60	58	96.7	38	36	94.7			
		9225099	2023	4	21	20	95.2				34	34	100.0							15	15	100.0				63	56	88.9	37	37	100.0	55	53	96.4	38	38	100.0			
	POTCHEFSTROOM SECONDARY	9225100	2024	3	7	5	71.4				19	19	100.0	19	18	94.7				54	53	98.1	47	46	97.9	54	40	74.1	49	49	100.0	24	18	75.0	19	14	73.7			
		9225100	2023	3	10	9	90.0				30	27	90.0	30	28	93.3				54	54	100.0	40	39	97.5	54	43	79.6	45	43	95.6	39	17	43.6	34	19	55.9			
	PRESTIGE SECONDARY SCHOOL	9215184	2024	2	25	16	64.0				25	25	100.0	25	25	100.0				118	106	89.8	75	72	96.0	118	67	56.8	100	91	91.0	43	28	65.1	43	23	53.5			
		9215184	2023	2	30	24	80.0				31	28	90.3	31	25	80.6				116	101	87.1	72	70	97.2	115	83	72.2	101	85	84.2	46	31	67.4	44	30	68.2			
	PROMOSA SECONDARY SCHOOL	9225104	2024	3	10	3	30.0				11	11	100.0	12	11	91.7	30	30	100.0	107	76	71.0	93	60	64.5	78	28	35.9	100	68	68.0	17	7	41.2	13	8	61.5			
		9225104	2023	3	8	4	50.0				8	7	87.5	8	7	87.5	28	28	100.0	74	64	86.5	69	55	79.7	49	27	55.1	74	54	73.0	7	2	28.6	5	4	80.0			
	REABONA SECONDARY SCHOOL	9205106	2024	3	13	7	53.8				13	11	84.6	12	11	91.7	138	138	100.0	125	111	88.8	67	63	94.0	58	36	62.1	126	93	73.8	12	7	58.3	11	8	72.7			
		9205106	2023	3	15	13	86.7				15	15	100.0	15	12	80.0	110	110	100.0	95	89	93.7	55	52	94.5	40	31	77.5	93	75	80.6	17	16	94.1	14	13	92.9			
	REGOROGILE COMBINED SCHOOL	9225107	2024	3																17	17	100.0	17	15	88.2	13	11	84.6	17	13	76.5	13	11	84.6	4	3	75.0	4	3	75.0
		9225107	2023	3																13	13	100.0	13	12	92.3	12	11	91.7	13	4	30.8	12	5	41.7	1	0	0.0	1	0	0.0
	RESOLOFETSE SECONDARY SCHOOL	9225108	2024	4							20	18	90.0	14	11	78.6	137	136	99.3	91	60	65.9	76	59	77.6	22	15	68.2	125	76	60.8	13	7	53.8	7	7	100.0			
		9225108	2023	4				10	1	10.0	64	42	65.6	9	5	55.6	184	183	99.5	131	76	58.0	82	57	69.5	40	19	47.5	171	98	57.3	12	7	58.3	8	7	87.5			

Province Districts	Centre Name	Centre Number	Exam Date	Quintile	Accounting			Agricultural Sciences			Business Studies			Economics			English First Additional Language			Geography			History			Life Sciences			Mathematical Literacy			Mathematics			Physical Sciences		
					Total Wrote	Achieved 30 - 100%	% Achieved at 30% and Above	Total Wrote	Achieved 30 - 100%	% Achieved at 30% and Above	Total Wrote	Achieved 30 - 100%	% Achieved at 30% and Above	Total Wrote	Achieved 30 - 100%	% Achieved at 30% and Above	Total Wrote	Achieved 30 - 100%	% Achieved at 30% and Above	Total Wrote	Achieved 30 - 100%	% Achieved at 30% and Above	Total Wrote	Achieved 30 - 100%	% Achieved at 30% and Above	Total Wrote	Achieved 30 - 100%	% Achieved at 30% and Above	Total Wrote	Achieved 30 - 100%	% Achieved at 30% and Above	Total Wrote	Achieved 30 - 100%	% Achieved at 30% and Above			
					DR. K. KAJINDA	SCHOONSPRUIT HIGH SCHOOL	9215110	2024	4	20	15	75.0				35	31	88.6				124	124	100.0	48	48	100.0				22	21	95.5	89	88	98.9	22
		9215110	2023	4	17	15	88.2				49	39	79.6				134	134	100.0	32	32	100.0				33	32	97.0	66	66	100.0	39	31	79.5	17	15	88.2
	SEIPHEMELO SECONDARY SCHOOL	9225116	2024	3	35	32	91.4	26	22	84.6	72	70	97.2	72	53	73.6	169	169	100.0	79	66	83.5	52	43	82.7	45	38	84.4	146	129	88.4	23	15	65.2	20	14	70.0
		9225116	2023	3	24	21	87.5	35	31	88.6	68	62	91.2	63	43	68.3	157	157	100.0	73	67	91.8	38	32	84.2	52	41	78.8	116	104	89.7	28	15	53.6	24	14	58.3
	STILFONTEIN HIGH SCHOOL	9215118	2024	4							49	42	85.7										27	21	77.8	24	16	66.7	75	60	80.0	13	8	61.5	12	9	75.0
		9215118	2023	4				1	0	0.0	36	24	66.7				12	12	100.0				14	10	71.4	22	13	59.1	53	44	83.0	9	3	33.3	9	7	77.8
	THUTO THEBE SECONDARY SCHOOL	9215125	2024	3	15	15	100.0				37	32	86.5	16	16	100.0	79	79	100.0	62	57	91.9	56	49	87.5	39	34	87.2	67	67	100.0	8	8	100.0	7	7	100.0
		9215125	2023	3	17	14	82.4				49	30	61.2	17	15	88.2	101	101	100.0	84	51	60.7	67	28	41.8	51	25	49.0	83	60	72.3	17	4	23.5	16	9	56.3
	THUTO-BOSWA SECONDARY SCHOOL	9225126	2024	3				105	89	84.8							178	178	100.0	167	146	87.4	77	65	84.4	146	116	79.5	138	123	89.1	41	29	70.7	41	33	80.5
		9225126	2023	3				125	78	62.4							193	193	100.0	171	134	78.4	93	82	88.2	145	93	64.1	147	115	78.2	47	38	80.9	47	34	72.3
	THUTO-TSEBO SECONDARY SCHOOL	9215129	2024	2	7	7	100.0				116	106	91.4	60	50	83.3	176	176	100.0	105	103	98.1	62	59	95.2	105	97	92.4	109	96	88.1	40	38	95.0	43	36	83.7
		9215129	2023	2	15	8	53.3				113	90	79.6	73	60	82.2	160	159	99.4	66	66	100.0	77	72	93.5	70	70	100.0	100	93	93.0	35	35	100.0	40	35	87.5
	TIRAGALO SECONDARY SCHOOL	9205131	2024	3	25	17	68.0	44	37	84.1	25	24	96.0	25	24	96.0	99	99	100.0	60	46	76.7	30	30	100.0	74	38	51.4	84	74	88.1	15	10	66.7	14	13	92.9
		9205131	2023	3	25	11	44.0	60	46	76.7	25	23	92.0	25	23	92.0	121	121	100.0	74	61	82.4	36	34	94.4	96	59	61.5	95	84	88.4	26	11	42.3	22	19	86.4
	TLOKWE SECONDARY SCHOOL	9225133	2024	3	6	6	100.0				52	43	82.7	28	27	96.4	205	205	100.0	128	125	97.7	81	80	98.8	91	74	81.3	158	139	88.0	47	38	80.9	43	37	86.0
		9225133	2023	3	13	8	61.5	10	8	80.0	27	23	85.2	20	15	75.0	95	95	100.0	42	40	95.2	42	41	97.6	47	38	80.9	71	59	83.1	24	18	75.0	16	14	87.5
	TSAMMA SECONDARY SCHOOL	9215134	2024	3	21	17	81.0				26	25	96.2	26	25	96.2	123	123	100.0	102	91	89.2	70	66	94.3	97	67	69.1	91	77	84.6	32	22	68.8	27	27	100.0
		9215134	2023	3	22	15	68.2				41	26	63.4	40	28	70.0	138	138	100.0	116	97	83.6	66	57	86.4	90	63	70.0	93	74	79.6	37	17	45.9	30	29	96.7
	TSHEBEDISANO SECONDARY SCHOOL	9215135	2024	3	17	14	82.4	19	19	100.0	134	115	85.8	134	111	82.8	197	197	100.0	41	41	100.0	93	91	97.8	60	60	100.0	134	113	84.3	60	45	75.0	60	32	53.3
		9215135	2023	3	21	13	61.9	35	33	94.3	131	107	81.7	131	90	68.7	216	216	100.0	50	50	100.0	110	108	98.2	85	76	89.4	127	109	85.8	89	42	47.2	85	26	30.6

Province Districts	Centre Name	Centre Number	Exam Date	Quintile	Accounting			Agricultural Sciences			Business Studies			Economics			English First Additional Language			Geography			History			Life Sciences			Mathematical Literacy			Mathematics			Physical Sciences		
					Total Wrote	Achieved 30 - 100%	% Achieved at 30% and Above	Total Wrote	Achieved 30 - 100%	% Achieved at 30% and Above	Total Wrote	Achieved 30 - 100%	% Achieved at 30% and Above	Total Wrote	Achieved 30 - 100%	% Achieved at 30% and Above	Total Wrote	Achieved 30 - 100%	% Achieved at 30% and Above	Total Wrote	Achieved 30 - 100%	% Achieved at 30% and Above	Total Wrote	Achieved 30 - 100%	% Achieved at 30% and Above	Total Wrote	Achieved 30 - 100%	% Achieved at 30% and Above	Total Wrote	Achieved 30 - 100%	% Achieved at 30% and Above	Total Wrote	Achieved 30 - 100%	% Achieved at 30% and Above	Total Wrote	Achieved 30 - 100%	% Achieved at 30% and Above
					DR. K. KAUNDA	TSHEDIMOSSETSO SECONDARY SCHOOL	9215136	2024	3	15	12	80.0				49	42	85.7	49	31	63.3	118	118	100.0	70	63	90.0	54	54	100.0	70	57	81.4	101	86	85.1	17
		9215136	2023	3	4	2	50.0				22	15	68.2	22	12	54.5	100	100	100.0	78	69	88.5	54	50	92.6	78	54	69.2	76	59	77.6	24	11	45.8	24	20	83.3
	VAAL REEFS TECHNICAL HIGH SCHOOL	9215142	2024	3												67	67	100.0														23	15	65.2	23	19	82.6
		9215142	2023	3												117	117	100.0													61	15	24.6	61	27	44.3	
	VENTERSDORP HIGH SCHOOL	9225144	2024	5	3	2	66.7									10	10	100.0							2	2	100.0	6	6	100.0	4	4	100.0	3	1	33.3	
		9225144	2023	5				4	4	100.0						8	8	100.0							5	5	100.0	6	6	100.0	2	2	100.0	2	2	100.0	
	VUYANIMAWETHU SECONDARY SCHOOL	9215146	2024	3	44	41	93.2	17	15	88.2	44	39	88.6	21	19	90.5	188	188	100.0	127	106	83.5	110	94	85.5	56	37	66.1	148	109	73.6	40	16	40.0	34	21	61.8
		9215146	2023	3	29	23	79.3	12	9	75.0	29	23	79.3	10	7	70.0	154	154	100.0	113	87	77.0	103	73	70.9	37	27	73.0	130	83	63.8	25	14	56.0	23	19	82.6
	WESVALIA HIGH SCHOOL	9215149	2024	5	43	43	100.0	26	26	100.0	35	34	97.1	17	17	100.0	163	163	100.0	25	25	100.0				64	63	98.4	105	105	100.0	58	58	100.0	35	33	94.3
		9215149	2023	5	29	27	93.1	15	14	93.3	26	25	96.2	9	9	100.0	127	127	100.0	16	16	100.0				54	54	100.0	68	68	100.0	59	58	98.3	47	47	100.0
	WHITESTONE COLLEGE KLERKSDORP	9215188	2024	99							9	7	77.8										15	10	66.7				12	11	91.7						
		9215188	2023	99							3	1	33.3							5	3	60.0	4	4	100.0				6	5	83.3						
	WOLMARANSSTAD HIGH SCHOOL	9205150	2024	4	12	10	83.3	8	8	100.0	31	23	74.2	15	10	66.7	88	88	100.0	37	30	81.1				15	15	100.0	69	66	95.7	13	13	100.0	7	7	100.0
		9205150	2023	4	14	14	100.0	9	7	77.8	25	23	92.0	13	13	100.0	73	73	100.0	16	16	100.0				22	20	90.9	44	44	100.0	14	14	100.0	9	9	100.0
DR. R.S. MOMPATI	BATLHAPING HIGH SCHOOL	9313007	2024	1				44	33	75.0						130	130	100.0	118	100	84.7	38	36	94.7	129	83	64.3	95	83	87.4	35	25	71.4	35	28	80.0	
		9313007	2023	1				83	51	61.4						172	172	100.0	156	128	82.1	35	33	94.3	172	109	63.4	130	103	79.2	42	34	81.0	42	26	61.9	
	BLOEMHOF COMBINED	9355008	2024	4	14	10	71.4				22	21	95.5				14	14	100.0							24	16	66.7	30	30	100.0	16	12	75.0	9	9	100.0
		9355008	2023	4	9	9	100.0				20	18	90.0				7	7	100.0							17	13	76.5	24	24	100.0	10	10	100.0	7	6	85.7
	BOGOSING HIGH SCHOOL	9313011	2024	1	7	7	100.0				7	7	100.0	7	7	100.0	64	64	100.0	57	54	94.7	42	38	90.5	57	44	77.2	43	38	88.4	21	19	90.5	15	9	60.0
		9313011	2023	1	8	7	87.5				8	8	100.0	8	8	100.0	68	68	100.0	60	58	96.7	49	48	98.0	58	36	62.1	54	50	92.6	13	12	92.3	10	7	70.0

Province Districts	Centre Name	Centre Number	Exam Date	Quintile	Accounting			Agricultural Sciences			Business Studies			Economics			English First Additional Language			Geography			History			Life Sciences			Mathematical Literacy			Mathematics			Physical Sciences		
					Total Wrote	Achieved 30 - 100%	% Achieved at 30% and Above	Total Wrote	Achieved 30 - 100%	% Achieved at 30% and Above	Total Wrote	Achieved 30 - 100%	% Achieved at 30% and Above	Total Wrote	Achieved 30 - 100%	% Achieved at 30% and Above	Total Wrote	Achieved 30 - 100%	% Achieved at 30% and Above	Total Wrote	Achieved 30 - 100%	% Achieved at 30% and Above	Total Wrote	Achieved 30 - 100%	% Achieved at 30% and Above	Total Wrote	Achieved 30 - 100%	% Achieved at 30% and Above	Total Wrote	Achieved 30 - 100%	% Achieved at 30% and Above	Total Wrote	Achieved 30 - 100%	% Achieved at 30% and Above			
					DR. R.S. MOMPATI	BOPAGANANG PUBLIC SCHOOL	9333017	2024	3				23	18	78.3					102	102	100.0	84	63	75.0	60	53	88.3	34	21	61.8	91	61	67.0	11	8	72.7
		9333017	2023	3				33	23	69.7					85	85	100.0	69	66	95.7	29	26	89.7	49	26	53.1	69	48	69.6	16	10	62.5	16	15	93.8		
	BORE SECONDARY SCHOOL	9323018	2024	2	8	6	75.0				31	30	96.8	31	31	100.0	70	70	100.0								71	44	62.0								
		9323018	2023	2	6	6	100.0				43	33	76.7	43	33	76.7	77	77	100.0								77	51	66.2								
	BRAY INTERMEDIATE SCHOOL	9323022	2024	1				35	20	57.1					35	35	100.0	35	30	85.7				35	13	37.1	35	23	65.7								
		9323022	2023	1				22	18	81.8					29	29	100.0	29	28	96.6				29	21	72.4	22	20	90.9	7	5	71.4	7	7	100.0		
	CHOSENG SECONDARY SCHOOL	9313023	2024	1				38	23	60.5					47	47	100.0	47	47	100.0	38	37	97.4	9	9	100.0	38	37	97.4	9	9	100.0	9	9	100.0		
		9313023	2023	1				65	39	60.0					81	81	100.0	81	68	84.0	65	57	87.7	16	16	100.0	65	44	67.7	16	12	75.0	16	16	100.0		
	CHRISTIANA COMBINED	9355015	2024	4	5	2	40.0				13	9	69.2		51	51	100.0							19	17	89.5	47	45	95.7	4	3	75.0	2	2	100.0		
		9355015	2023	4	7	5	71.4				14	7	50.0		40	40	100.0							11	8	72.7	35	31	88.6	6	3	50.0	1	1	100.0		
	CHRISTIANA SCHOOL FOR THE BLIND	9353234	2024	99							4	4	100.0	4	3	75.0	4	4	100.0								4	4	100.0								
		9353234	2023	99							6	6	100.0	6	4	66.7	6	6	100.0								3	3	100.0	0	0						
	COLINDA SECONDARY	9333025	2024	3							42	33	78.6		51	51	100.0	51	36	70.6	72	66	91.7	61	31	50.8	77	70	90.9								
		9333025	2023	3							34	28	82.4	1	1	100.0	52	52	100.0	52	48	92.3	60	57	95.0	54	22	40.7	62	56	90.3	8	4	50.0	7	3	42.9
	DITEHO SECONDARY SCHOOL	9323032	2024	1				32	32	100.0					75	75	100.0	75	68	90.7	43	40	93.0	32	30	93.8	75	72	96.0								
		9323032	2023	1				24	22	91.7					62	62	100.0	62	59	95.2	38	34	89.5	24	20	83.3	62	56	90.3								
	GABOBIDIWE HIGH SCHOOL	9313034	2024	2				43	36	83.7					76	76	100.0	67	60	89.6	33	33	100.0	76	58	76.3	67	61	91.0	9	8	88.9	9	8	88.9		
		9313034	2023	2				65	52	80.0					110	109	99.1	94	79	84.0	45	39	86.7	110	64	58.2	94	76	80.9	16	10	62.5	16	11	68.8		
	GAOPALELWE SECONDARY SCHOOL	9355027	2024	2	50	40	80.0				87	75	86.2	87	74	85.1	246	245	99.6	159	131	82.4	156	138	88.5	159	129	81.1	201	172	85.6	45	30	66.7	40	32	80.0
		9355027	2023	2	51	46	90.2				68	59	86.8	68	56	82.4	202	202	100.0	134	122	91.0	87	74	85.1	134	117	87.3	139	115	82.7	63	40	63.5	63	55	87.3

Province Districts	Centre Name	Centre Number	Exam Date	Quintile	Accounting			Agricultural Sciences			Business Studies			Economics			English First Additional Language			Geography			History			Life Sciences			Mathematical Literacy			Mathematics			Physical Sciences		
					Total Wrote	Achieved 30 - 100%	% Achieved at 30% and Above	Total Wrote	Achieved 30 - 100%	% Achieved at 30% and Above	Total Wrote	Achieved 30 - 100%	% Achieved at 30% and Above	Total Wrote	Achieved 30 - 100%	% Achieved at 30% and Above	Total Wrote	Achieved 30 - 100%	% Achieved at 30% and Above	Total Wrote	Achieved 30 - 100%	% Achieved at 30% and Above	Total Wrote	Achieved 30 - 100%	% Achieved at 30% and Above	Total Wrote	Achieved 30 - 100%	% Achieved at 30% and Above	Total Wrote	Achieved 30 - 100%	% Achieved at 30% and Above	Total Wrote	Achieved 30 - 100%	% Achieved at 30% and Above	Total Wrote	Achieved 30 - 100%	% Achieved at 30% and Above
					DR. R.S. MOMPATI	HUHUDI HIGH SCHOOL	9323045	2024	2				117	92	78.6					227	227	100.0	137	136	99.3	73	73	100.0	158	139	88.0	170	160	94.1	57	42	73.7
		9323045	2023	2				118	91	77.1					199	199	100.0	107	105	98.1	56	56	100.0	131	108	82.4	151	144	95.4	49	44	89.8	49	48	98.0		
	IPELEGENG HIGH SCHOOL	9345038	2024	3							30	25	83.3	17	17	100.0	125	125	100.0	95	76	80.0	78	66	84.6	17	16	94.1	107	83	77.6	17	11	64.7	14	11	78.6
		9345038	2023	3							40	24	60.0	19	9	47.4	162	162	100.0	122	87	71.3	98	66	67.3	26	19	73.1	138	105	76.1	25	2	8.0	25	14	56.0
	ITSHOLETSENG SECONDARY SCHOOL	9323053	2024	1				15	15	100.0					15	15	100.0	15	15	100.0				15	11	73.3	15	15	100.0								
		9323053	2023	1				18	10	55.6					18	18	100.0	18	14	77.8				18	9	50.0	18	16	88.9								
	ITSHUPENG SECONDARY SCHOOL	9345039	2024	3	19	11	57.9	65	38	58.5	19	18	94.7	38	31	81.6	178	177	99.4	147	124	84.4	130	107	82.3	75	44	58.7	149	120	80.5	29	24	82.8	29	20	69.0
		9345039	2023	3	37	8	21.6	128	51	39.8	37	25	67.6	85	39	45.9	265	264	99.6	212	134	63.2	176	112	63.6	53	37	69.8	214	121	56.5	53	29	54.7	53	15	28.3
	JERRY MAHURA SECONDARY SCHOOL	9313054	2024	2	13	8	61.5	21	21	100.0	93	86	92.5	93	64	68.8	114	114	100.0						21	19	90.5	93	69	74.2	21	13	61.9	21	14	66.7	
		9313054	2023	2	18	15	83.3	31	29	93.5	102	88	86.3	102	75	73.5	133	133	100.0						31	29	93.5	101	83	82.2	31	12	38.7	31	17	54.8	
	JOHN FRYLINCK SECONDARY SCHOOL	9333233	2024	1	30	21	70.0				44	37	84.1	30	29	96.7	79	79	100.0	49	34	69.4	49	48	98.0	35	21	60.0	75	64	85.3	4	4	100.0			
		9333233	2023	1	63	26	41.3				100	68	68.0	63	40	63.5	149	145	97.3	86	58	67.4	86	66	76.7	49	18	36.7	145	103	71.0	4	4	100.0			
	JOSEPH SAKU MIDDLE SCHOOL	9313055	2024	1				75	72	96.0						145	145	100.0	145	135	93.1	52	52	100.0	145	125	86.2	109	107	98.2	36	33	91.7	18	18	100.0	
		9313055	2023	1				54	51	94.4						115	115	100.0	115	107	93.0	39	39	100.0	115	88	76.5	93	93	100.0	22	20	90.9	22	20	90.9	
	KEBINELANG SECONDARY SCHOOL	9313059	2024	3												69	69	100.0	69	39	56.5	39	33	84.6				55	39	70.9	14	2	14.3				
		9313059	2023	3												83	83	100.0	83	48	57.8	62	52	83.9				68	45	66.2	15	10	66.7				
	KGONONYANE HIGH SCHOOL	9323068	2024	1	8	6	75.0	39	33	84.6	8	7	87.5	8	8	100.0	107	105	98.1	91	73	80.2	42	19	45.2	58	45	77.6	89	63	70.8	19	15	78.9	19	14	73.7
		9323068	2023	1	16	12	75.0	31	27	87.1	17	13	76.5	17	15	88.2	131	129	98.5	97	78	80.4	54	33	61.1	60	54	90.0	102	77	75.5	29	18	62.1	29	27	93.1
	KGOSIETSILE-LETHOLA MIDDLE SCHOOL	9313070	2024	3				27	22	81.5						44	44	100.0	36	28	77.8	9	8	88.9	27	22	81.5	36	30	83.3	8	4	50.0	8	7	87.5	
		9313070	2023	3				29	18	62.1						48	48	100.0	39	29	74.4	13	8	61.5	27	20	74.1	39	25	64.1	10	3	30.0	10	9	90.0	

Province Districts	Centre Name	Centre Number	Exam Date	Quintile	Accounting			Agricultural Sciences			Business Studies			Economics			English First Additional Language			Geography			History			Life Sciences			Mathematical Literacy			Mathematics			Physical Sciences		
					Total Wrote	Achieved 30 - 100%	% Achieved at 30% and Above	Total Wrote	Achieved 30 - 100%	% Achieved at 30% and Above	Total Wrote	Achieved 30 - 100%	% Achieved at 30% and Above	Total Wrote	Achieved 30 - 100%	% Achieved at 30% and Above	Total Wrote	Achieved 30 - 100%	% Achieved at 30% and Above	Total Wrote	Achieved 30 - 100%	% Achieved at 30% and Above	Total Wrote	Achieved 30 - 100%	% Achieved at 30% and Above	Total Wrote	Achieved 30 - 100%	% Achieved at 30% and Above	Total Wrote	Achieved 30 - 100%	% Achieved at 30% and Above	Total Wrote	Achieved 30 - 100%	% Achieved at 30% and Above			
					DR. R.S. MOMPATI	KGOSITHEBE COMBINED SCHOOL	9323072	2024	1	9	9	100.0				9	9	100.0	15	15	100.0	20	20	100.0	11	11	100.0				11	7	63.6	13	13	100.0	7
		9323072	2023	1	12	11	91.7				11	11	100.0	30	23	76.7	39	39	100.0	27	23	85.2				27	6	22.2	30	24	80.0	9	5	55.6	9	4	44.4
	KISMET SECONDARY	9333075	2024	4	10	10	100.0				15	14	93.3							27	27	100.0	28	28	100.0	22	20	90.9	22	22	100.0	15	13	86.7	9	8	88.9
		9333075	2023	4	5	5	100.0				14	13	92.9							25	25	100.0	19	18	94.7	16	14	87.5	17	17	100.0	13	13	100.0	10	8	80.0
	KITLANANG SECONDARY SCHOOL	9323076	2024	1				20	16	80.0							20	20	100.0	20	17	85.0				20	14	70.0	20	20	100.0						
		9323076	2023	1				27	19	70.4							27	27	100.0	27	25	92.6				27	20	74.1	27	26	96.3						
	KROMELLENBOOG COMBINED SCHOOL	9355056	2024	1				30	8	26.7	22	9	40.9				52	52	100.0										52	25	48.1						
		9355056	2023	1				18	9	50.0	24	8	33.3				42	42	100.0										42	24	57.1						
	LE-RONA SCHOOL	9355059	2024	3	15	9	60.0				15	11	73.3	15	13	86.7	143	143	100.0	127	108	85.0	106	91	85.8	128	80	62.5	120	93	77.5	23	8	34.8	22	15	68.2
		9355059	2023	3	24	10	41.7				24	16	66.7	24	18	75.0	201	201	100.0	175	130	74.3	154	129	83.8	177	89	50.3	179	123	68.7	23	17	73.9	23	21	91.3
	LESHOBO SECONDARY SCHOOL	9313087	2024	1				25	20	80.0							31	31	100.0	31	26	83.9	13	4	30.8	18	16	88.9	25	20	80.0	6	3	50.0	6	3	50.0
		9313087	2023	1				30	25	83.3							44	44	100.0	44	39	88.6	17	5	29.4	27	25	92.6	30	21	70.0	14	7	50.0	14	5	35.7
	LETLHOGILE SECONDARY SCHOOL	9313085	2024	1	6	4	66.7				20	14	70.0	20	14	70.0	66	66	100.0	46	42	91.3	27	26	96.3	19	19	100.0	47	31	66.0	19	9	47.4	19	13	68.4
		9313085	2023	1	6	4	66.7				21	13	61.9	21	11	52.4	58	57	98.3	37	28	75.7	27	25	92.6	10	10	100.0	48	27	56.3	10	6	60.0	10	7	70.0
	MAATLA HIGH SCHOOL	9313091	2024	1				72	58	80.6							103	103	100.0	86	79	91.9	54	51	94.4	80	58	72.5	86	76	88.4	17	17	100.0	17	14	82.4
		9313091	2023	1				52	42	80.8							114	114	100.0	97	74	76.3	62	43	69.4	76	45	59.2	97	55	56.7	17	13	76.5	17	11	64.7
	MAJENG SEC SCHOOL	9313094	2024	2				14	6	42.9							28	28	100.0	29	13	44.8	15	11	73.3	29	8	27.6	29	11	37.9						
		9313094	2023	2				35	24	68.6							49	49	100.0	37	26	70.3	14	9	64.3	49	26	53.1	35	24	68.6	14	5	35.7	12	7	58.3
	MAMMUTLA SECONDARY SCHOOL	9313231	2024	3	13	10	76.9				13	13	100.0	13	13	100.0	58	58	100.0	45	45	100.0	29	29	100.0	45	37	82.2	42	42	100.0	16	9	56.3	16	16	100.0
		9313231	2023	3	8	5	62.5				8	8	100.0	8	8	100.0	56	56	100.0	48	38	79.2	35	31	88.6	48	25	52.1	41	31	75.6	15	9	60.0	13	12	92.3



Province Districts	Centre Name	Centre Number	Exam Date	Quintile	Accounting			Agricultural Sciences			Business Studies			Economics			English First Additional Language			Geography			History			Life Sciences			Mathematical Literacy			Mathematics			Physical Sciences		
					Total Wrote	Achieved 30 - 100%	% Achieved at 30% and Above	Total Wrote	Achieved 30 - 100%	% Achieved at 30% and Above	Total Wrote	Achieved 30 - 100%	% Achieved at 30% and Above	Total Wrote	Achieved 30 - 100%	% Achieved at 30% and Above	Total Wrote	Achieved 30 - 100%	% Achieved at 30% and Above	Total Wrote	Achieved 30 - 100%	% Achieved at 30% and Above	Total Wrote	Achieved 30 - 100%	% Achieved at 30% and Above	Total Wrote	Achieved 30 - 100%	% Achieved at 30% and Above	Total Wrote	Achieved 30 - 100%	% Achieved at 30% and Above	Total Wrote	Achieved 30 - 100%	% Achieved at 30% and Above			
					DR. R.S. MOMPATI	MAMPHO SECONDARY SCHOOL	9345155	2024	1	8	7	87.5				69	47	68.1	21	20	95.2	89	89	100.0						20	20	100.0	69	53	76.8	20	15
		9345155	2023	1	5	5	100.0				21	20	95.2	21	20	95.2	68	68	100.0						47	36	76.6	49	42	85.7	19	14	73.7	18	11	61.1	
	MANKUROANE TECH AND COMM H/S	9313099	2024	1	35	12	34.3				35	32	91.4				87	87	100.0								35	35	100.0	14	7	50.0	14	10	71.4		
		9313099	2023	1	41	6	14.6				41	37	90.2				123	123	100.0								41	39	95.1	17	13	76.5	17	11	64.7		
	MARUBISING SECONDARY SCHOOL	9313102	2024	2				28	22	78.6							46	46	100.0	32	24	75.0	18	16	88.9	46	29	63.0	32	23	71.9	14	6	42.9	14	11	78.6
		9313102	2023	2				32	25	78.1							45	45	100.0	32	22	68.8	14	14	100.0	46	29	63.0	31	26	83.9	14	5	35.7	14	6	42.9
	MODISE KANONO SECONDARY SCHOOL	9323111	2024	2				23	17	73.9							23	23	100.0	23	23	100.0					23	21	91.3								
		9323111	2023	2				17	13	76.5							17	17	100.0	17	16	94.1					17	14	82.4								
	MOKGARENG HIGH SCHOOL	9313115	2024	2				44	38	86.4							64	64	100.0	64	61	95.3	11	11	100.0	64	56	87.5	55	54	98.2	9	8	88.9	9	9	100.0
		9313115	2023	2				27	17	63.0							78	78	100.0	78	66	84.6	39	38	97.4	78	65	83.3	61	46	75.4	17	8	47.1	12	12	100.0
	MONCHUSI SECONDARY SCHOOL	9323117	2024	2	29	27	93.1				109	92	84.4	49	46	93.9	109	109	100.0	60	57	95.0					100	71	71.0	9	6	66.7					
		9323117	2023	2	20	20	100.0				101	80	79.2	61	49	80.3	101	101	100.0	40	40	100.0					88	68	77.3	13	8	61.5					
	MORERI SECONDARY SCHOOL	9323120	2024	1													47	47	100.0	38	34	89.5				47	34	72.3	38	29	76.3	9	8	88.9	9	8	88.9
		9323120	2023	1													85	85	100.0	65	59	90.8				85	56	65.9	65	56	86.2	20	17	85.0	20	15	75.0
	MOTHELESI SECONDARY SCHOOL	9313125	2024	2													28	28	100.0	28	27	96.4	24	20	83.3	13	13	100.0	24	23	95.8	4	4	100.0	4	4	100.0
		9313125	2023	2													40	40	100.0	40	35	87.5	36	32	88.9	14	8	57.1	36	30	83.3	4	2	50.0	4	1	25.0
	MOTSEMME SECONDARY SCHOOL	9313126	2024	2				6	6	100.0							19	19	100.0	19	19	100.0	5	5	100.0	19	19	100.0	11	11	100.0	8	5	62.5	8	8	100.0
		9313126	2023	2				21	9	42.9							34	33	97.1	34	29	85.3	6	6	100.0	34	21	61.8	27	18	66.7	7	5	71.4	7	7	100.0
	NQUUNDE SECONDARY SCHOOL	9333236	2024	3													23	23	100.0	23	23	100.0	17	17	100.0	23	15	65.2	17	15	88.2	6	6	100.0	6	6	100.0
		9333236	2023	3													27	27	100.0	27	26	96.3	19	17	89.5	27	11	40.7	19	17	89.5	8	6	75.0	8	8	100.0

Province Districts	Centre Name	Centre Number	Exam Date	Quintile	Accounting			Agricultural Sciences			Business Studies			Economics			English First Additional Language			Geography			History			Life Sciences			Mathematical Literacy			Mathematics			Physical Sciences		
					Total Wrote	Achieved 30 - 100%	% Achieved at 30% and Above	Total Wrote	Achieved 30 - 100%	% Achieved at 30% and Above	Total Wrote	Achieved 30 - 100%	% Achieved at 30% and Above	Total Wrote	Achieved 30 - 100%	% Achieved at 30% and Above	Total Wrote	Achieved 30 - 100%	% Achieved at 30% and Above	Total Wrote	Achieved 30 - 100%	% Achieved at 30% and Above	Total Wrote	Achieved 30 - 100%	% Achieved at 30% and Above	Total Wrote	Achieved 30 - 100%	% Achieved at 30% and Above	Total Wrote	Achieved 30 - 100%	% Achieved at 30% and Above	Total Wrote	Achieved 30 - 100%	% Achieved at 30% and Above			
					DR. R. S. MOMPATI	OBANG SECONDARY SCHOOL	9345084	2024	3	5	4	80.0				21	17	81.0	40	24	60.0	82	82	100.0	25	20	80.0	32	25	78.1	29	18	62.1	64	38	59.4	18
		9345084	2023	3	7	5	71.4				24	21	87.5	39	27	69.2	120	119	99.2	64	51	79.7	68	61	89.7	28	16	57.1	97	49	50.5	23	13	56.5	17	12	70.6
	OGODISENG SECONDARY SCHOOL	9323131	2024	2				23	20	87.0							63	63	100.0	63	54	85.7	40	35	87.5	63	45	71.4	59	46	78.0	4	4	100.0			
		9323131	2023	2				30	22	73.3							75	74	98.7	75	67	89.3	46	40	87.0	76	41	53.9	65	45	69.2	11	9	81.8			
	P H MOEKETSI AGRIC HIGH SCHOOL	9313134	2024	3				103	90	87.4							103	103	100.0							68	63	92.6	49	47	95.9	54	46	85.2	36	27	75.0
		9313134	2023	3				87	77	88.5							87	87	100.0							43	36	83.7	35	33	94.3	52	35	67.3	39	31	79.5
	PICA PAU HIGH SCHOOL	9323143	2024	1																17	15	88.2	9	9	100.0	0	0		9	7	77.8	8	1	12.5	1	1	100.0
		9323143	2023	1																13	13	100.0	6	6	100.0	13	6	46.2	6	5	83.3	7	5	71.4	7	7	100.0
	PINAGARE HIGH SCHOOL	9313145	2024	3	40	27	67.5				40	40	100.0	40	40	100.0	116	116	100.0	26	26	100.0				76	71	93.4	46	46	100.0	70	48	68.6	50	38	76.0
		9313145	2023	3	44	27	61.4				43	43	100.0	43	33	76.7	135	135	100.0	52	49	94.2				91	75	82.4	80	79	98.8	55	35	63.6	39	26	66.7
	PITSO LETLHOGILE MIDDLE SCHOOL	9323146	2024	1							42	40	95.2	42	38	90.5	54	54	100.0	54	53	98.1				12	12	100.0	42	41	97.6	12	11	91.7	12	12	100.0
		9323146	2023	1							51	40	78.4	52	45	86.5	70	70	100.0	70	61	87.1				19	11	57.9	52	46	88.5	19	14	73.7	19	16	84.2
	PUDUMONG SEC SCHOOL	9313148	2024	3				20	15	75.0	16	14	87.5	6	6	100.0	42	42	100.0	26	22	84.6	10	7	70.0	26	14	53.8	34	28	82.4	8	6	75.0	6	4	66.7
		9313148	2023	3				13	11	84.6	46	32	69.6				67	66	98.5	21	20	95.2	45	35	77.8	21	17	81.0	57	43	75.4	10	7	70.0	8	7	87.5
	PULE LEEUW COMPREHENSIVE SEC SCHOOL	9333149	2024	3	7	4	57.1				76	40	52.6	76	42	55.3	109	108	99.1							21	18	85.7	72	46	63.9	24	10	41.7	20	14	70.0
		9333149	2023	3	19	9	47.4				130	60	46.2	131	74	56.5	185	185	100.0							23	18	78.3	127	86	67.7	26	10	38.5	23	13	56.5
	RADITSHANE SECONDARY SCHOOL	9323150	2024	2													29	29	100.0	29	29	100.0	29	25	86.2				29	24	82.8						
		9323150	2023	2													33	33	100.0	33	28	84.8	31	17	54.8	24	11	45.8	26	24	92.3						
	REABETSWE SECONDARY SCHOOL	9345162	2024	3	10	8	80.0	63	57	90.5	22	19	86.4	22	18	81.8	179	179	100.0	157	134	85.4	59	56	94.9	98	83	84.7	134	117	87.3	43	29	67.4	35	29	82.9
		9345162	2023	3	10	8	80.0	76	53	69.7	35	23	65.7	35	26	74.3	213	213	100.0	178	151	84.8	57	56	98.2	120	90	75.0	134	113	84.3	79	29	36.7	44	33	75.0

Province Districts	Centre Name	Centre Number	Exam Date	Quintile	Accounting			Agricultural Sciences			Business Studies			Economics			English First Additional Language			Geography			History			Life Sciences			Mathematical Literacy			Mathematics			Physical Sciences		
					Total Wrote	Achieved 30 - 100%	% Achieved at 30% and Above	Total Wrote	Achieved 30 - 100%	% Achieved at 30% and Above	Total Wrote	Achieved 30 - 100%	% Achieved at 30% and Above	Total Wrote	Achieved 30 - 100%	% Achieved at 30% and Above	Total Wrote	Achieved 30 - 100%	% Achieved at 30% and Above	Total Wrote	Achieved 30 - 100%	% Achieved at 30% and Above	Total Wrote	Achieved 30 - 100%	% Achieved at 30% and Above	Total Wrote	Achieved 30 - 100%	% Achieved at 30% and Above	Total Wrote	Achieved 30 - 100%	% Achieved at 30% and Above	Total Wrote	Achieved 30 - 100%	% Achieved at 30% and Above			
					DR. R.S. MOMPATI	REEMEKATHATA SECONDARY SCHOOL	9313157	2024	3				34	25	73.5							34	34	100.0	34	25	73.5	9	9	100.0	25	21	84.0	27	26	96.3	7
		9313157	2023	3				40	23	57.5							40	40	100.0	40	22	55.0	21	21	100.0	19	15	78.9	36	22	61.1	4	0	0.0			
	REIKAGILE SECONDARY SCHOOL	9313159	2024	2				4	4	100.0							15	15	100.0	15	15	100.0	11	11	100.0	15	14	93.3	15	13	86.7						
	REITSHOKILE INTERMEDIATE SCHOOL	9323161	2024	1													16	16	100.0	11	9	81.8				16	14	87.5	11	8	72.7	5	5	100.0	5	4	80.0
		9323161	2023	1													26	26	100.0	22	21	95.5				26	10	38.5	22	19	86.4	4	3	75.0	4	3	75.0
	REVILO COMBINED PUBLIC SCHOOL	9313162	2024	3													41	41	100.0	37	32	86.5	23	21	91.3	18	16	88.9	37	23	62.2	4	4	100.0	4	4	100.0
		9313162	2023	3													40	40	100.0	33	31	93.9	27	27	100.0	13	13	100.0	36	32	88.9	4	4	100.0	7	7	100.0
	REVILO HIGH SCHOOL	9313163	2024	3	4	4	100.0				4	4	100.0	4	4	100.0	21	21	100.0	20	20	100.0	18	17	94.4	30	28	93.3	22	22	100.0	12	11	91.7	10	10	100.0
		9313163	2023	3	0	0					20	20	100.0	17	13	76.5	34	34	100.0	36	34	94.4	25	21	84.0	37	25	67.6	46	35	76.1	12	12	100.0	11	11	100.0
	REKGARATLHILE SECONDARY SCHOOL	9333235	2024	3				24	11	45.8							67	67	100.0	56	31	55.4				29	19	65.5	54	35	64.8	12	4	33.3	12	11	91.7
		9333235	2023	3				21	13	61.9							62	62	100.0	53	41	77.4				35	21	60.0	49	38	77.6	12	6	50.0	9	9	100.0
	SCHWEIZER RENEKE HIGH SCHOOL	9345111	2024	4	10	10	100.0				35	32	91.4				26	26	100.0							35	28	80.0	67	61	91.0	13	8	61.5	11	8	72.7
		9345111	2023	4	14	12	85.7				50	44	88.0				34	34	100.0							36	33	91.7	64	62	96.9	25	19	76.0	14	12	85.7
	SEABO HIGH SCHOOL	9313064	2024	3				84	58	69.0	17	16	94.1	17	16	94.1	84	84	100.0	55	46	83.6				67	49	73.1	72	61	84.7	12	10	83.3	12	7	58.3
		9313064	2023	3	15	8	53.3	74	61	82.4	15	11	73.3	15	11	73.3	89	89	100.0	54	41	75.9				74	52	70.3	69	53	76.8	20	14	70.0	20	17	85.0
	SEBETWANE SECONDARY SCHOOL	9323171	2024	1	20	9	45.0				29	20	69.0	29	24	82.8	81	81	100.0	53	48	90.6				25	19	76.0	74	62	83.8	8	4	50.0			
		9323171	2023	1	11	9	81.8				36	29	80.6	36	35	97.2	82	81	98.8	59	54	91.5				25	16	64.0	82	70	85.4						
	SEKATE BOIJANE MAHURA SEC SCHOOL	9313012	2024	1				6	6	100.0							43	41	95.3	43	37	86.0	32	25	78.1	11	11	100.0	38	30	78.9	5	5	100.0	5	5	100.0
		9313012	2023	1				5	5	100.0							63	62	98.4	63	51	81.0	55	37	67.3	8	6	75.0	60	42	70.0	3	3	100.0	3	3	100.0

Province Districts	Centre Name	Centre Number	Exam Date	Quintile	Accounting			Agricultural Sciences			Business Studies			Economics			English First Additional Language			Geography			History			Life Sciences			Mathematical Literacy			Mathematics			Physical Sciences			
					Total Wrote	Achieved 30 - 100%	% Achieved at 30% and Above	Total Wrote	Achieved 30 - 100%	% Achieved at 30% and Above	Total Wrote	Achieved 30 - 100%	% Achieved at 30% and Above	Total Wrote	Achieved 30 - 100%	% Achieved at 30% and Above	Total Wrote	Achieved 30 - 100%	% Achieved at 30% and Above	Total Wrote	Achieved 30 - 100%	% Achieved at 30% and Above	Total Wrote	Achieved 30 - 100%	% Achieved at 30% and Above	Total Wrote	Achieved 30 - 100%	% Achieved at 30% and Above	Total Wrote	Achieved 30 - 100%	% Achieved at 30% and Above	Total Wrote	Achieved 30 - 100%	% Achieved at 30% and Above	Total Wrote	Achieved 30 - 100%	% Achieved at 30% and Above	
					DR. R.S. MOMPATI	SEOLESENG SECONDARY SCHOOL	9313175	2024	1											28	28	100.0	28	27	96.4	28	28	100.0	28	25	89.3	25	23	92.0	3	1	33.3	
		9313175	2023	1											35	35	100.0	35	25	71.4	36	30	83.3	35	16	45.7	35	18	51.4	1	1	100.0						
	SETSWAKGOSING HIGH SCHOOL	9323176	2024	2				166	142	85.5					209	209	100.0	210	189	90.0				209	171	81.8	166	148	89.2	44	41	93.2	44	44	100.0			
		9323176	2023	2				134	117	87.3					173	173	100.0	173	161	93.1				173	143	82.7	134	125	93.3	39	37	94.9	39	39	100.0			
	ST PAUL'S HIGH SCHOOL	9313178	2024	3	23	18	78.3	31	23	74.2	23	23	100.0	23	23	100.0	90	90	100.0	36	36	100.0				67	56	83.6	23	22	95.7	67	28	41.8	67	32	47.8	
		9313178	2023	3	21	12	57.1	32	23	71.9	21	15	71.4	21	12	57.1	83	81	97.6	30	26	86.7				62	46	74.2	20	13	65.0	63	14	22.2	62	35	56.5	
	STELLA HIGH SCHOOL	9333180	2024	4	1	1	100.0	2	2	100.0					10	10	100.0	5	5	100.0				3	3	100.0	7	7	100.0	3	3	100.0	3	3	100.0			
		9333180	2023	4	5	4	80.0	2	2	100.0	2	1	50.0				20	20	100.0	5	5	100.0				10	9	90.0	8	8	100.0	12	12	100.0	8	6	75.0	
	TASMAN SECONDARY SCHOOL	9323181	2024	2				28	17	60.7	4	3	75.0	3	2	66.7	31	31	100.0	31	22	71.0	28	28	100.0				31	24	77.4							
		9323181	2023	2				17	11	64.7	11	9	81.8	11	5	45.5	28	28	100.0	28	18	64.3	17	12	70.6				28	13	46.4							
	THABASIKWA SECONDARY SCHOOL	9313183	2024	3											6	6	100.0	6	6	100.0	6	6	100.0	6	4	66.7	6	6	100.0									
		9313183	2023	3											15	15	100.0	15	13	86.7	15	9	60.0	15	9	60.0	12	8	66.7	3	0	0.0						
	THAKUNG SECONDARY SCHOOL	9313184	2024	3				30	29	96.7					63	63	100.0	51	34	66.7	33	21	63.6	63	46	73.0	51	38	74.5	12	7	58.3	12	10	83.3			
		9313184	2023	3				55	27	49.1					96	94	97.9	73	36	49.3	41	24	58.5	96	29	30.2	73	32	43.8	23	3	13.0	23	7	30.4			
	THAPAMA HIGH SCHOOL	9313185	2024	1				39	27	69.2					75	75	100.0	23	20	87.0	42	38	90.5	33	29	87.9	62	40	64.5	13	10	76.9	13	11	84.6			
		9313185	2023	1				49	27	55.1					81	81	100.0	18	16	88.9	50	40	80.0	31	15	48.4	67	42	62.7	14	7	50.0	14	5	35.7			
	THATE MOLATLHWA SEC SCHOOL	9313187	2024	3											44	44	100.0	44	40	90.9				44	40	90.9	40	39	97.5	4	4	100.0	4	4	100.0			
		9313187	2023	3											64	64	100.0	65	52	80.0				65	41	63.1	60	50	83.3	5	5	100.0	5	5	100.0			
	THUSO THEBE HIGH SCHOOL	9323190	2024	1				33	25	75.8					104	104	100.0	60	45	75.0	43	23	53.5	61	44	72.1	76	62	81.6	28	15	53.6	28	18	64.3			
		9323190	2023	1				29	24	82.8					114	113	99.1	70	53	75.7	57	44	77.2	57	45	78.9	86	77	89.5	28	14	50.0	28	24	85.7			

Province Districts	Centre Name	Centre Number	Exam Date	Quintile	Accounting			Agricultural Sciences			Business Studies			Economics			English First Additional Language			Geography			History			Life Sciences			Mathematical Literacy			Mathematics			Physical Sciences		
					Total Wrote	Achieved 30 - 100%	% Achieved at 30% and Above	Total Wrote	Achieved 30 - 100%	% Achieved at 30% and Above	Total Wrote	Achieved 30 - 100%	% Achieved at 30% and Above	Total Wrote	Achieved 30 - 100%	% Achieved at 30% and Above	Total Wrote	Achieved 30 - 100%	% Achieved at 30% and Above	Total Wrote	Achieved 30 - 100%	% Achieved at 30% and Above	Total Wrote	Achieved 30 - 100%	% Achieved at 30% and Above	Total Wrote	Achieved 30 - 100%	% Achieved at 30% and Above	Total Wrote	Achieved 30 - 100%	% Achieved at 30% and Above	Total Wrote	Achieved 30 - 100%	% Achieved at 30% and Above	Total Wrote	Achieved 30 - 100%	% Achieved at 30% and Above
					DR. R.S. MOMPATI	THUSOETSILE MIDDLE SCHOOL	9313191	2024	1				73	65	89.0							84	83	98.8	84	71	84.5				84	66	78.6	68	59	86.8	16
		9313191	2023	1				70	61	87.1							77	77	100.0	77	68	88.3				77	64	83.1	69	53	76.8	8	7	87.5	7	7	100.0
	THUTO-LORE PUBLIC SEC SCHOOL	9355128	2024	3							15	12	80.0	15	12	80.0	110	109	99.1	92	69	75.0	26	25	96.2	95	56	58.9	96	75	78.1	14	14	100.0	14	14	100.0
		9355128	2023	3	8	4	50.0				18	11	61.1	18	16	88.9	151	149	98.7	133	95	71.4	28	23	82.1	133	41	30.8	115	77	67.0	36	14	38.9	28	20	71.4
	TIGER KLOOF COMBINED SCHOOL	9333195	2024	4	14	14	100.0				43	39	90.7				41	41	100.0	21	21	100.0	33	32	97.0	21	21	100.0	51	50	98.0	30	27	90.0	21	19	90.5
		9333195	2023	4	11	11	100.0				44	32	72.7				36	36	100.0	23	23	100.0	35	35	100.0	27	26	96.3	41	40	97.6	35	27	77.1	26	24	92.3
	TLOTLANG-THUTO MIDDLE SCHOOL	9323198	2024	1				13	12	92.3							12	12	100.0	13	12	92.3	12	12	100.0				13	12	92.3						
		9323198	2023	1				30	25	83.3							30	30	100.0	30	25	83.3	30	30	100.0				30	26	86.7						
	TONG COMPREHENSIVE SECONDARY SCHOOL	9323199	2024	2													125	125	100.0																		
		9323199	2023	2													127	127	100.0																		
	TOTONYANE SECONDARY SCHOOL	9313201	2024	1													33	32	97.0	33	27	81.8	27	17	63.0	13	10	76.9	27	24	88.9	6	6	100.0	6	6	100.0
		9313201	2023	1													39	39	100.0	39	33	84.6	30	25	83.3	21	14	66.7	30	23	76.7	9	7	77.8	9	9	100.0
	TSELAATHUTO SECONDARY SCHOOL	9313203	2024	2				36	32	88.9							52	52	100.0	52	48	92.3	14	14	100.0	52	51	98.1	50	42	84.0	2	2	100.0	2	2	100.0
		9313203	2023	2				20	20	100.0							56	56	100.0	56	52	92.9	21	14	66.7	56	52	92.9	40	35	87.5	16	12	75.0	15	12	80.0
	TSHIPIETSILE SECONDARY SCHOOL	9323232	2024	2				24	20	83.3							30	30	100.0	14	13	92.9	16	16	100.0	30	23	76.7	24	22	91.7	6	6	100.0	6	6	100.0
		9323232	2023	2				24	17	70.8							29	29	100.0	9	9	100.0	20	10	50.0	29	22	75.9	24	20	83.3	5	5	100.0	5	5	100.0

Province Districts	Centre Name	Centre Number	Exam Date	Quintile	Accounting			Agricultural Sciences			Business Studies			Economics			English First Additional Language			Geography			History			Life Sciences			Mathematical Literacy			Mathematics			Physical Sciences		
					Total Wrote	Achieved 30 - 100%	% Achieved at 30% and Above	Total Wrote	Achieved 30 - 100%	% Achieved at 30% and Above	Total Wrote	Achieved 30 - 100%	% Achieved at 30% and Above	Total Wrote	Achieved 30 - 100%	% Achieved at 30% and Above	Total Wrote	Achieved 30 - 100%	% Achieved at 30% and Above	Total Wrote	Achieved 30 - 100%	% Achieved at 30% and Above	Total Wrote	Achieved 30 - 100%	% Achieved at 30% and Above	Total Wrote	Achieved 30 - 100%	% Achieved at 30% and Above	Total Wrote	Achieved 30 - 100%	% Achieved at 30% and Above	Total Wrote	Achieved 30 - 100%	% Achieved at 30% and Above	Total Wrote	Achieved 30 - 100%	% Achieved at 30% and Above
					DR. R.S. MOMPATI	VAALOEWER SECONDARY SCHOOL	9355143	2024	3	16	11	68.8				15	15	100.0	15	13	86.7	13	13	100.0				9	8	88.9	8	3	37.5	24	23	95.8	
		9355143	2023	3	24	15	62.5				23	15	65.2	22	19	86.4	20	20	100.0				24	17	70.8	23	6	26.1	47	38	80.9						
	VRYBURG HIGH SCHOOL	9333217	2024	4	27	26	96.3				47	43	91.5				117	117	100.0	61	59	96.7				40	39	97.5	73	73	100.0	29	28	96.6	25	24	96.0
		9333217	2023	4	34	27	79.4				46	39	84.8				109	109	100.0	47	44	93.6				39	34	87.2	67	64	95.5	29	28	96.6	23	20	87.0
	WALTER LETSIE SECONDARY SCHOOL	9313219	2024	2				44	36	81.8							63	63	100.0	43	29	67.4	19	10	52.6	63	41	65.1	43	20	46.5	20	2	10.0	20	13	65.0
		9313219	2023	2				40	32	80.0							59	59	100.0	45	36	80.0	19	10	52.6	59	34	57.6	45	33	73.3	14	6	42.9	14	12	85.7
	AG MALEBE SEC SCHOOL	9414001	2024	2	4	4	100.0	9	8	88.9	27	24	88.9	27	27	100.0	27	27	100.0				10	10	100.0	4	4	100.0	26	25	96.2	1	1	100.0			
		9414001	2023	2	11	4	36.4	9	9	100.0	35	24	68.6	36	23	63.9	35	34	97.1				16	11	68.8				34	29	85.3	2	2	100.0			
	BADIBANA HIGH SCHOOL	9454004	2024	2				51	45	88.2							51	51	100.0	28	27	96.4	13	13	100.0	47	36	76.6	37	35	94.6	14	12	85.7	14	14	100.0
		9454004	2023	2				62	37	59.7							62	61	98.4	51	40	78.4	51	36	70.6	11	10	90.9	50	35	70.0	11	11	100.0	11	11	100.0
	BAITSHOKI SENIOR SECONDARY SCHOOL	9414005	2024	1				90	62	68.9							142	142	100.0	141	113	80.1				141	103	73.0	117	91	77.8	25	7	28.0	25	19	76.0
		9414005	2023	1				47	29	61.7							93	93	100.0	93	68	73.1				90	51	56.7	58	42	72.4	27	12	44.4	28	22	78.6
	BAKOLOBENG JUNIOR SECONDARY SCHOOL	9454006	2024	2	14	10	71.4				47	44	93.6	14	12	85.7	47	46	97.9	23	21	91.3				33	23	69.7	37	28	75.7	10	8	80.0	10	10	100.0
		9454006	2023	2	12	9	75.0				60	42	70.0	12	9	75.0	59	57	96.6	36	27	75.0				47	25	53.2	44	32	72.7	16	11	68.8	12	8	66.7
	BATLOUNG JUNIOR SECONDARY SCHOOL	9424013	2024	1				29	26	89.7							95	95	100.0	66	48	72.7				48	34	70.8	76	68	89.5	19	16	84.2	19	14	73.7
		9424013	2023	1				42	18	42.9							137	137	100.0	95	44	46.3				60	30	50.0	120	73	60.8	18	13	72.2	18	12	66.7
	BATSWANA HIGH COMMERCIAL SCHOOL	9424015	2024	4	109	91	83.5				130	120	92.3	155	141	91.0	197	197	100.0							104	88	84.6	73	66	90.4	125	87	69.6	67	55	82.1
		9424015	2023	4	103	60	58.3				156	133	85.3	182	148	81.3	240	240	100.0							150	115	76.7	103	100	97.1	138	108	78.3	78	60	76.9
	BETHEL HIGH SCHOOL	9414016	2024	4	8	7	87.5				19	19	100.0	5	5	100.0	26	26	100.0	15	15	100.0				18	15	83.3	27	27	100.0	10	10	100.0	9	7	77.8
		9414016	2023	4	3	3	100.0				19	16	84.2	10	7	70.0	27	27	100.0	28	28	100.0				30	25	83.3	36	34	94.4	14	11	78.6	11	10	90.9

Province Districts	Centre Name	Centre Number	Exam Date	Quintile	Accounting			Agricultural Sciences			Business Studies			Economics			English First Additional Language			Geography			History			Life Sciences			Mathematical Literacy			Mathematics			Physical Sciences					
					Total Wrote	Achieved 30 - 100%	% Achieved at 30% and Above	Total Wrote	Achieved 30 - 100%	% Achieved at 30% and Above	Total Wrote	Achieved 30 - 100%	% Achieved at 30% and Above	Total Wrote	Achieved 30 - 100%	% Achieved at 30% and Above	Total Wrote	Achieved 30 - 100%	% Achieved at 30% and Above	Total Wrote	Achieved 30 - 100%	% Achieved at 30% and Above	Total Wrote	Achieved 30 - 100%	% Achieved at 30% and Above	Total Wrote	Achieved 30 - 100%	% Achieved at 30% and Above	Total Wrote	Achieved 30 - 100%	% Achieved at 30% and Above	Total Wrote	Achieved 30 - 100%	% Achieved at 30% and Above						
					NGAKA M. MOLEMA	BODIBE SECONDARY SCHOOL	9414018	2024	1				41	31	75.6							88	88	100.0	88	80	90.9	32	32	100.0	89	68	76.4	69	62	89.9	19	15	78.9	16
	9414018	2023	1					57	45	78.9							95	95	100.0	95	80	84.2	28	25	89.3	95	71	74.7	85	74	87.1	10	8	80.0	10	8	80.0			
BOITHAOPPO HIGH SCHOOL	9434021	2024	3					82	42	51.2							98	98	100.0	50	38	76.0	58	42	72.4	50	35	70.0	81	52	64.2	17	14	82.4	16	16	100.0			
	9434021	2023	3					100	44	44.0							141	141	100.0	67	49	73.1	77	60	77.9	89	55	61.8	122	79	64.8	19	19	100.0	19	19	100.0			
BOITSEANAPE TECH and COMM SCHOOL	9424022	2024	4														191	191	100.0													27	25	92.6	27	26	96.3			
	9424022	2023	4														171	171	100.0													16	15	93.8	16	16	100.0			
BOITSHOKO SECONDARY SCHOOL	9424023	2024	1	5		4	80.0				61	51	83.6	34	34	100.0	61	61	100.0										13	13	100.0	52	40	76.9	9	0	0.0			
	9424023	2023	1	8		6	75.0				78	56	71.8	78	34	43.6	78	78	100.0										14	10	71.4	63	42	66.7	15	2	13.3			
BOPHIRIMA SECONDARY SCHOOL	9414026	2024	1					12	12	100.0							59	59	100.0	59	54	91.5	48	46	95.8	59	44	74.6	60	54	90.0									
	9414026	2023	1					24	16	66.7							71	71	100.0	71	61	85.9	47	47	100.0	71	33	46.5	71	55	77.5									
BOSCHPOORT COMBINED SCHOOL	9454030	2024	1	2		1	50.0				10	7	70.0	3	2	66.7	25	24	96.0	23	18	78.3							15	12	80.0	10	6	60.0	15	3	20.0	15	10	66.7
	9454030	2023	1	10		8	80.0				32	24	75.0	22	17	77.3	37	37	100.0	27	23	85.2							5	5	100.0	32	26	81.3	5	5	100.0	5	5	100.0
COLIGNY HIGH SCHOOL	9414033	2024	4								21	19	90.5				13	13	100.0	42	41	97.6							22	20	90.9	48	47	97.9	13	11	84.6	12	8	66.7
	9414033	2023	4								35	34	97.1				12	12	100.0	44	42	95.5							23	18	78.3	43	43	100.0	17	12	70.6	10	8	80.0
CURRO ACADEMY MAHIKENG	9424280	2024	99	20		17	85.0				70	70	100.0	26	24	92.3				36	36	100.0							63	54	85.7	55	54	98.2	38	31	81.6	20	19	95.0
	9424280	2023	99	20		19	95.0				55	49	89.1	19	18	94.7				29	29	100.0							57	53	93.0	41	41	100.0	50	43	86.0	36	36	100.0
DANVILLE SECONDARY	9424034	2024	4	11		8	72.7				38	31	81.6				17	17	100.0	36	31	86.1	33	30	90.9	14	12	85.7	36	31	86.1	11	11	100.0	9	7	77.8			
	9424034	2023	4	7		6	85.7				47	37	78.7				16	16	100.0	51	42	82.4	48	46	95.8	10	10	100.0	47	39	83.0	10	7	70.0	10	10	100.0			
F M RAMABOEA TECHN AND COMM HIGH SCHO	9414039	2024	1														69	69	100.0																					
	9414039	2023	1														51	51	100.0																					



Province Districts	Centre Name	Centre Number	Exam Date	Quintile	Accounting			Agricultural Sciences			Business Studies			Economics			English First Additional Language			Geography			History			Life Sciences			Mathematical Literacy			Mathematics			Physical Sciences		
					Total Wrote	Achieved 30 - 100%	% Achieved at 30% and Above	Total Wrote	Achieved 30 - 100%	% Achieved at 30% and Above	Total Wrote	Achieved 30 - 100%	% Achieved at 30% and Above	Total Wrote	Achieved 30 - 100%	% Achieved at 30% and Above	Total Wrote	Achieved 30 - 100%	% Achieved at 30% and Above	Total Wrote	Achieved 30 - 100%	% Achieved at 30% and Above	Total Wrote	Achieved 30 - 100%	% Achieved at 30% and Above	Total Wrote	Achieved 30 - 100%	% Achieved at 30% and Above	Total Wrote	Achieved 30 - 100%	% Achieved at 30% and Above	Total Wrote	Achieved 30 - 100%	% Achieved at 30% and Above			
					NGAKA M. MOLEMA	G S PHOI HIGH SCHOOL	9434043	2024	1				15	15	100.0							27	27	100.0	12	12	100.0	18	15	83.3	27	22	81.5	18	17	94.4	9
	9434043	2023	1					26	19	73.1							66	65	98.5	40	32	80.0	54	42	77.8	66	34	51.5	54	36	66.7	12	3	25.0	12	6	50.0
GA-KHUNWANA HIGH SCHOOL	9454048	2024	3					56	34	60.7							76	76	100.0	76	64	84.2	31	27	87.1	45	38	84.4	56	46	82.1	20	11	55.0	20	16	80.0
		9454048	2023	3					80	51	63.8							92	91	98.9	93	79	84.9	40	32	80.0	52	30	57.7	80	69	86.3	13	11	84.6	13	10
GABORONE SECONDARY SCHOOL	9414044	2024	1					19	19	100.0							23	23	100.0	23	23	100.0				23	18	78.3	19	18	94.7	4	4	100.0	4	4	100.0
		9414044	2023	1					9	9	100.0							16	16	100.0	16	16	100.0				16	15	93.8	9	9	100.0	7	3	42.9	7	6
GAETSHO HIGH SCHOOL	9414047	2024	1					68	56	82.4							226	226	100.0	220	200	90.9	99	93	93.9	128	119	93.0	177	151	85.3	50	46	92.0	50	36	72.0
		9414047	2023	1					83	44	53.0							253	253	100.0	234	177	75.6	121	108	89.3	201	107	53.2	179	107	59.8	74	49	66.2	74	34
GEYSDORP SECONDARY SCHOOL	9454051	2024	1					81	56	69.1							104	104	100.0	104	94	90.4				104	88	84.6	81	66	81.5	23	18	78.3	23	16	69.6
		9454051	2023	1					64	51	79.7							82	82	100.0	82	80	97.6				82	73	89.0	64	61	95.3	18	18	100.0	18	16
GOLF VIEW PARK HIGH SCHOOL	9424277	2024	4	10		9	90.0				114	100	87.7	70	53	75.7										154	112	72.7	104	96	92.3	60	41	68.3	50	26	52.0
		9424277	2023	4		21	18	85.7				126	103	81.7	92	73	79.3										156	110	70.5	105	95	90.5	72	59	81.9	51	39
GOTHATA SECONDARY SCHOOL	9454053	2024	1					18	12	66.7							19	19	100.0	19	19	100.0				19	13	68.4	18	15	83.3	1	0	0.0	1	1	100.0
		9454053	2023	1					25	21	84.0							33	33	100.0	33	30	90.9				33	24	72.7	25	23	92.0	8	5	62.5	8	8
IKAGELENG HIGH SCHOOL	9444054	2024	1	16		14	87.5				45	32	71.1	45	34	75.6	60	60	100.0	15	15	100.0				15	12	80.0	45	40	88.9	15	6	40.0	15	7	46.7
		9444054	2023	1		16	12	75.0				80	47	58.8	79	28	35.4	104	103	99.0	18	17	94.4				18	16	88.9	79	52	65.8	19	6	31.6	18	9
IKOPANYENG SECONDARY SCHOOL	9434057	2024	1					145	108	74.5							173	173	100.0	112	96	85.7	61	57	93.4	173	104	60.1	145	123	84.8	28	19	67.9	28	27	96.4
		9434057	2023	1					150	106	70.7							182	182	100.0	138	111	80.4	44	42	95.5	182	103	56.6	150	124	82.7	32	14	43.8	32	21
IPOKENG SECONDARY SCHOOL	9424058	2024	1	14		14	100.0				94	73	77.7	94	75	79.8	94	94	100.0										79	62	78.5	15	11	73.3			
		9424058	2023	1		10	8	80.0				79	41	51.9	79	35	44.3	79	79	100.0										63	43	68.3	16	8	50.0		

Province Districts	Centre Name	Centre Number	Exam Date	Quintile	Accounting			Agricultural Sciences			Business Studies			Economics			English First Additional Language			Geography			History			Life Sciences			Mathematical Literacy			Mathematics			Physical Sciences		
					Total Wrote	Achieved 30 - 100%	% Achieved at 30% and Above	Total Wrote	Achieved 30 - 100%	% Achieved at 30% and Above	Total Wrote	Achieved 30 - 100%	% Achieved at 30% and Above	Total Wrote	Achieved 30 - 100%	% Achieved at 30% and Above	Total Wrote	Achieved 30 - 100%	% Achieved at 30% and Above	Total Wrote	Achieved 30 - 100%	% Achieved at 30% and Above	Total Wrote	Achieved 30 - 100%	% Achieved at 30% and Above	Total Wrote	Achieved 30 - 100%	% Achieved at 30% and Above	Total Wrote	Achieved 30 - 100%	% Achieved at 30% and Above	Total Wrote	Achieved 30 - 100%	% Achieved at 30% and Above			
					ITLOTLENG MOGAWANE SECONDARY SCHOOL	9454131	2024	2	26	21	80.8				26	21	80.8	26	24	92.3	26	26	100.0										17	16	94.1	9	4
	9454131	2023	2	18	14	77.8				18	12	66.7	18	11	61.1	18	18	100.0										12	9	75.0	6	1	16.7				
J M LEKGETHA COMMERCIAL HIGH	9414063	2024	1	47	43	91.5				70	61	87.1	86	66	76.7	86	85	98.8									75	66	88.0	11	7	63.6					
	9414063	2023	1	49	44	89.8				76	70	92.1	116	103	88.8	116	116	100.0									107	94	87.9	9	8	88.9					
JAN MASIBI SECONDARY SCHOOL	9434064	2024	1				38	32	84.2							46	46	100.0	46	44	95.7					46	43	93.5	31	28	90.3	15	9	60.0	8	5	62.5
	9434064	2023	1				45	36	80.0							56	56	100.0	56	51	91.1					56	46	82.1	37	34	91.9	19	7	36.8	11	8	72.7
JANGJO SECONDARY SCHOOL	9444065	2024	2				50	42	84.0							84	83	98.8	83	77	92.8					83	77	92.8	33	28	84.8	51	37	72.5	33	18	54.5
	9444065	2023	2				48	29	60.4							83	83	100.0	84	71	84.5					84	70	83.3	40	33	82.5	44	38	86.4	35	18	51.4
KAGISO BAROLONG HIGH SCHOOL	9434066	2024	2				56	52	92.9							64	64	100.0	64	61	95.3					64	56	87.5	56	55	98.2	8	7	87.5	8	7	87.5
	9434066	2023	2				41	22	53.7							54	54	100.0	54	43	79.6					54	38	70.4	41	32	78.0	13	12	92.3	13	9	69.2
KEBONANG SECONDARY SCHOOL	9424069	2024	4	8	6	75.0				69	51	73.9	74	48	64.9	119	119	100.0	111	96	86.5					75	54	72.0	98	78	79.6	21	14	66.7	20	15	75.0
	9424069	2023	4	15	13	86.7				47	34	72.3	87	38	43.7	117	117	100.0	102	87	85.3					70	43	61.4	82	66	80.5	36	17	47.2	30	21	70.0
KEJAKILE SECONDARY SCHOOL	9454070	2024	1				19	14	73.7							19	19	100.0	19	15	78.9					19	14	73.7	19	17	89.5						
	9454070	2023	1				18	14	77.8							18	18	100.0	18	18	100.0					18	12	66.7	18	16	88.9						
KGOKE LESABE PUBLIC SCHOOL	9414071	2024	1				65	40	61.5							71	71	100.0	67	55	82.1					54	38	70.4	67	54	80.6	4	3	75.0	4	4	100.0
	9414071	2023	1				63	39	61.9							70	69	98.6	62	47	75.8					46	35	76.1	62	43	69.4	7	5	71.4	7	6	85.7
KGOSI KEBALEPILE SEC SCHOOL	9424068	2024	4				139	86	61.9							149	149	100.0	149	130	87.2					149	93	62.4	123	101	82.1	26	12	46.2	10	8	80.0
	9424068	2023	4				121	81	66.9							139	139	100.0	138	112	81.2					139	79	56.8	109	86	78.9	30	12	40.0	18	13	72.2
KGOSI SHOPE SECONDARY SCHOOL	9434073	2024	1				47	32	68.1							47	47	100.0	13	12	92.3	23	19	82.6	47	35	74.5	36	30	83.3	10	8	80.0	11	7	63.6	
	9434073	2023	1				61	43	70.5							61	61	100.0	24	19	79.2	26	18	69.2	61	46	75.4	50	46	92.0	11	11	100.0	11	9	81.8	

Province Districts	Centre Name	Centre Number	Exam Date	Quintile	Accounting			Agricultural Sciences			Business Studies			Economics			English First Additional Language			Geography			History			Life Sciences			Mathematical Literacy			Mathematics			Physical Sciences		
					Total Wrote	Achieved 30 - 100%	% Achieved at 30% and Above	Total Wrote	Achieved 30 - 100%	% Achieved at 30% and Above	Total Wrote	Achieved 30 - 100%	% Achieved at 30% and Above	Total Wrote	Achieved 30 - 100%	% Achieved at 30% and Above	Total Wrote	Achieved 30 - 100%	% Achieved at 30% and Above	Total Wrote	Achieved 30 - 100%	% Achieved at 30% and Above	Total Wrote	Achieved 30 - 100%	% Achieved at 30% and Above	Total Wrote	Achieved 30 - 100%	% Achieved at 30% and Above	Total Wrote	Achieved 30 - 100%	% Achieved at 30% and Above	Total Wrote	Achieved 30 - 100%	% Achieved at 30% and Above			
					NGAKA M. MOLEMA	KHUMOSEJO SECONDARY SCHOOL	9434074	2024	2				55	47	85.5						73	73	100.0	55	53	96.4	18	16	88.9	73	63	86.3	54	47	87.0	19	17
		9434074	2023	2				78	51	65.4						98	98	100.0	69	58	84.1	29	21	72.4	98	64	65.3	75	63	84.0	23	16	69.6	20	19	95.0	
	KOPANELO COMBINED SCHOOL	9414077	2024	1				36	32	88.9	8	7	87.5			36	36	100.0	28	28	100.0				36	31	86.1	32	31	96.9	4	0	0.0				
		9414077	2023	1				29	26	89.7	10	9	90.0			29	29	100.0	19	19	100.0				29	22	75.9	24	24	100.0	5	2	40.0				
	KOPANELO SECONDARY SCHOOL	9454279	2024	3				38	36	94.7						43	43	100.0	32	30	93.8				43	37	86.0	31	27	87.1	12	12	100.0	11	10	90.9	
		9454279	2023	3				54	38	70.4						61	58	95.1	43	35	81.4				61	50	82.0	43	34	79.1	18	16	88.9	18	14	77.8	
	KUTLWANO COMBINED SCHOOL	9444079	2024	1							5	5	100.0			15	15	100.0	15	14	93.3							5	4	80.0	10	6	60.0	10	9	90.0	
		9444079	2023	1							9	9	100.0			13	13	100.0	13	13	100.0							9	9	100.0	4	3	75.0	4	4	100.0	
	LAPOLOGANG SEN SEC SCHOOL	9424080	2024	3				67	48	71.6						89	89	100.0	60	50	83.3	43	36	83.7	74	43	58.1	82	67	81.7	7	2	28.6	7	1	14.3	
		9424080	2023	3				57	40	70.2						88	88	100.0	54	45	83.3	57	45	78.9	65	37	56.9	80	60	75.0	8	5	62.5	8	2	25.0	
	LERETLETSE-LESEDI SEC SCHOOL	9454086	2024	1	6	6	100.0				7	7	100.0	7	7	100.0	94	94	100.0	87	68	78.2				87	40	46.0	71	56	78.9	23	13	56.5	17	8	47.1
		9454086	2023	1							14	7	50.0	13	5	38.5	65	65	100.0	52	49	94.2				51	36	70.6	31	24	77.4	34	25	73.5	27	16	59.3
	LERUNTSE-LESEDI HIGH SCHOOL	9454088	2024	1				20	19	95.0						62	62	100.0	47	45	95.7	17	15	88.2	62	47	75.8	37	36	97.3	25	11	44.0	15	7	46.7	
		9454088	2023	1				25	25	100.0						81	81	100.0	68	65	95.6	26	25	96.2	81	63	77.8	52	51	98.1	29	13	44.8	13	7	53.8	
	LETEANE HIGH SCHOOL	9424089	2024	3	31	17	54.8	50	40	80.0	53	36	67.9	31	19	61.3	112	112	100.0	60	47	78.3	23	21	91.3	58	45	77.6	76	58	76.3	36	21	58.3	30	19	63.3
		9424089	2023	3	40	18	45.0	81	51	63.0	59	46	78.0	39	25	64.1	151	151	100.0	93	73	78.5	32	26	81.3	79	48	60.8	109	87	79.8	42	15	35.7	29	21	72.4
	LETSATSING HIGH SCHOOL	9424090	2024	4												137	137	100.0	137	134	97.8				137	128	93.4				137	96	70.1	137	83	60.6	
		9424090	2023	4												94	94	100.0	94	94	100.0				94	89	94.7				94	75	79.8	94	60	63.8	
	LICHTENBURG ENGLISH SEC SCHOOL	9419011	2024	5							97	95	97.9	98	78	79.6									19	19	100.0	98	88	89.8	19	19	100.0	19	16	84.2	
		9419011	2023	5							54	48	88.9	54	41	75.9									24	24	100.0	54	50	92.6	24	23	95.8	24	22	91.7	

Province Districts	Centre Name	Centre Number	Exam Date	Quintile	Accounting			Agricultural Sciences			Business Studies			Economics			English First Additional Language			Geography			History			Life Sciences			Mathematical Literacy			Mathematics			Physical Sciences		
					Total Wrote	Achieved 30 - 100%	% Achieved at 30% and Above	Total Wrote	Achieved 30 - 100%	% Achieved at 30% and Above	Total Wrote	Achieved 30 - 100%	% Achieved at 30% and Above	Total Wrote	Achieved 30 - 100%	% Achieved at 30% and Above	Total Wrote	Achieved 30 - 100%	% Achieved at 30% and Above	Total Wrote	Achieved 30 - 100%	% Achieved at 30% and Above	Total Wrote	Achieved 30 - 100%	% Achieved at 30% and Above	Total Wrote	Achieved 30 - 100%	% Achieved at 30% and Above	Total Wrote	Achieved 30 - 100%	% Achieved at 30% and Above	Total Wrote	Achieved 30 - 100%	% Achieved at 30% and Above			
					NGAKA M. MOLEMA	LICHTENBURG HIGH SCHOOL	9414095	2024	5	16	15	93.8				56	49	87.5	25	20	80.0	133	133	100.0	84	78	92.9				52	51	98.1	83	82	98.8	66
		9414095	2023	5	22	21	95.5				61	54	88.5	21	20	95.2	144	144	100.0	71	69	97.2				62	58	93.5	78	78	100.0	77	74	96.1	61	58	95.1
	LIVING FAITH COMBINED SCHOOL	9424261	2024	99												12	12	100.0	12	12	100.0				30	29	96.7	12	12	100.0	18	18	100.0	18	15	83.3	
		9424261	2023	99												30	30	100.0	30	30	100.0				40	34	85.0	30	30	100.0	10	10	100.0	10	7	70.0	
	LODIRILE-TSWAING HIGH SCHOOL	9454164	2024	1	11	10	90.9				11	11	100.0	11	11	100.0	64	64	100.0	38	37	97.4	38	36	94.7	53	26	49.1	45	42	93.3	19	9	47.4	15	9	60.0
		9454164	2023	1	13	11	84.6				13	12	92.3	13	12	92.3	81	81	100.0	55	51	92.7	55	35	63.6	68	32	47.1	64	61	95.3	17	8	47.1	13	6	46.2
	MAANO SECONDARY SCHOOL	9424099	2024	2				33	27	81.8						40	40	100.0	41	37	90.2	24	23	95.8	17	14	82.4	31	27	87.1	10	8	80.0	8	8	100.0	
		9424099	2023	2				51	36	70.6						56	56	100.0	57	48	84.2	34	25	73.5	23	23	100.0	45	39	86.7	12	9	75.0	6	6	100.0	
	MADIBA HIGH SCHOOL	9424100	2024	1				49	37	75.5						49	49	100.0	37	26	70.3				49	32	65.3	37	31	83.8	12	3	25.0	12	9	75.0	
		9424100	2023	1				46	33	71.7						46	46	100.0	36	25	69.4				46	27	58.7	36	32	88.9	10	5	50.0	10	6	60.0	
	MADIBOGO HIGH SCHOOL	9434101	2024	2				50	35	70.0						96	96	100.0	65	60	92.3				68	62	91.2	78	67	85.9	18	13	72.2	18	14	77.8	
		9434101	2023	2				39	35	89.7						81	81	100.0	58	54	93.1				58	51	87.9	59	52	88.1	22	18	81.8	19	12	63.2	
	MAFIKENG HIGH SCHOOL	9424102	2024	4	31	24	77.4				80	67	83.8				16	16	100.0	64	62	96.9	27	25	92.6	60	51	85.0	69	68	98.6	41	29	70.7	31	24	77.4
		9424102	2023	4	24	22	91.7				79	59	74.7				19	19	100.0	56	50	89.3	32	31	96.9	49	35	71.4	66	62	93.9	35	25	71.4	22	14	63.6
	MAMORATWA MIDDLE FA	9454107	2024	1												82	82	100.0	31	30	96.8				52	47	90.4	59	51	86.4	24	21	87.5	24	22	91.7	
		9454107	2023	1												62	62	100.0	29	26	89.7				33	27	81.8	53	39	73.6	9	8	88.9	8	8	100.0	
	MARUAPULA SECONDARY SCHOOL	9444112	2024	1				14	14	100.0						34	34	100.0	34	34	100.0				34	32	94.1	24	22	91.7	10	10	100.0	6	6	100.0	
		9444112	2023	1				11	11	100.0						21	21	100.0	21	21	100.0				21	20	95.2	16	16	100.0	5	4	80.0	3	3	100.0	
	MASELWANYANE HIGH SCHOOL	9424115	2024	1				39	38	97.4	7	7	100.0	7	7	100.0	52	52	100.0	52	51	98.1				45	39	86.7	46	43	93.5	6	6	100.0	6	4	66.7
		9424115	2023	1				45	37	82.2	5	3	60.0	5	4	80.0	64	64	100.0	64	58	90.6				59	41	69.5	48	35	72.9	16	15	93.8	14	14	100.0

Province Districts	Centre Name	Centre Number	Exam Date	Quintile	Accounting			Agricultural Sciences			Business Studies			Economics			English First Additional Language			Geography			History			Life Sciences			Mathematical Literacy			Mathematics			Physical Sciences		
					Total Wrote	Achieved 30 - 100%	% Achieved at 30% and Above	Total Wrote	Achieved 30 - 100%	% Achieved at 30% and Above	Total Wrote	Achieved 30 - 100%	% Achieved at 30% and Above	Total Wrote	Achieved 30 - 100%	% Achieved at 30% and Above	Total Wrote	Achieved 30 - 100%	% Achieved at 30% and Above	Total Wrote	Achieved 30 - 100%	% Achieved at 30% and Above	Total Wrote	Achieved 30 - 100%	% Achieved at 30% and Above	Total Wrote	Achieved 30 - 100%	% Achieved at 30% and Above	Total Wrote	Achieved 30 - 100%	% Achieved at 30% and Above	Total Wrote	Achieved 30 - 100%	% Achieved at 30% and Above			
					NGAKA M. MOLEMA	MATTHEWS MANGOPE HIGH SCHOOL	9444117	2024	1				22	21	95.5							22	22	100.0	22	22	100.0				22	21	95.5	12	12	100.0	10
		9444117	2023	1				27	27	100.0							27	27	100.0	27	27	100.0				27	27	100.0	21	21	100.0	6	5	83.3	6	6	100.0
	MMABATHO HIGH SCHOOL	9424120	2024	4	28	28	100.0				109	101	92.7	28	28	100.0	151	151	100.0	100	97	97.0	90	90	100.0	64	63	98.4	110	105	95.5	63	58	92.1	55	44	80.0
		9424120	2023	4	34	34	100.0				95	88	92.6	21	21	100.0	139	139	100.0	92	90	97.8	61	57	93.4	59	59	100.0	72	66	91.7	82	72	87.8	59	54	91.5
	MMAJANE SEC SCHOOL	9444123	2024	2	16	16	100.0	14	14	100.0	46	42	91.3	16	16	100.0	60	60	100.0	30	27	90.0				14	14	100.0	44	40	90.9	16	15	93.8	14	13	92.9
		9444123	2023	2	11	9	81.8	47	32	68.1	11	9	81.8	34	27	79.4	81	80	98.8	53	43	81.1				47	36	76.6	62	47	75.8	19	16	84.2	17	14	82.4
	MMAKGAJE SECONDARY SCHOOL	9444124	2024	2	8	6	75.0				31	30	96.8	15	12	80.0	31	31	100.0	16	16	100.0							31	26	83.9						
		9444124	2023	2	12	10	83.3				32	27	84.4	52	29	55.8	52	52	100.0	20	20	100.0							52	35	67.3						
	MMOLEDI HIGH SCHOOL	9434127	2024	2				48	38	79.2							57	57	100.0	35	34	97.1	22	19	86.4	57	42	73.7	46	45	97.8	11	7	63.6	9	6	66.7
		9434127	2023	2				60	51	85.0							80	80	100.0	52	49	94.2	28	27	96.4	80	60	75.0	57	52	91.2	23	13	56.5	20	14	70.0
	MOCOCE HIGH SCHOOL	9424129	2024	2				54	53	98.1							62	62	100.0	62	62	100.0	7	7	100.0	55	54	98.2	50	50	100.0	12	10	83.3	8	7	87.5
		9424129	2023	2				81	59	72.8							88	88	100.0	88	81	92.0	6	6	100.0	83	65	78.3	76	64	84.2	13	7	53.8	7	7	100.0
	MOGAKOLODI-MASIBI COMPR SCHOOL	9434130	2024	1	22	19	86.4				22	21	95.5	67	58	86.6	89	89	100.0	67	61	91.0				67	43	64.2	64	59	92.2	25	24	96.0	22	21	95.5
		9434130	2023	1	15	11	73.3				15	15	100.0	73	57	78.1	90	90	100.0	75	68	90.7				75	63	84.0	64	59	92.2	26	21	80.8	17	17	100.0
	MOKGAKALA HIGH SCHOOL	9444135	2024	2	9	8	88.9	88	64	72.7	9	9	100.0				108	108	100.0	50	42	84.0				99	65	65.7	81	69	85.2	27	21	77.8	21	16	76.2
		9444135	2023	2	21	19	90.5	94	74	78.7	21	21	100.0				122	122	100.0	60	53	88.3				101	65	64.4	105	89	84.8	17	14	82.4	11	11	100.0
	MOKGOJWA INTERMEDIATE SCHOOL	9444136	2024	2				14	14	100.0							16	16	100.0	16	16	100.0				16	15	93.8	14	14	100.0	2	2	100.0	2	2	100.0
		9444136	2023	2				25	22	88.0							31	31	100.0	31	25	80.6				31	27	87.1	25	23	92.0	6	4	66.7	6	6	100.0
	MOLELWANE SECONDARY SCHOOL	9424476	2024	3	17	15	88.2				61	56	91.8	61	54	88.5	78	78	100.0	61	55	90.2				17	15	88.2	61	55	90.2	17	9	52.9	17	15	88.2
		9424476	2023	3	8	7	87.5				65	42	64.6	64	31	48.4	93	92	98.9	84	68	81.0				28	24	85.7	63	49	77.8	29	20	69.0	28	23	82.1

Province Districts	Centre Name	Centre Number	Exam Date	Quintile	Accounting			Agricultural Sciences			Business Studies			Economics			English First Additional Language			Geography			History			Life Sciences			Mathematical Literacy			Mathematics			Physical Sciences		
					Total Wrote	Achieved 30 - 100%	% Achieved at 30% and Above	Total Wrote	Achieved 30 - 100%	% Achieved at 30% and Above	Total Wrote	Achieved 30 - 100%	% Achieved at 30% and Above	Total Wrote	Achieved 30 - 100%	% Achieved at 30% and Above	Total Wrote	Achieved 30 - 100%	% Achieved at 30% and Above	Total Wrote	Achieved 30 - 100%	% Achieved at 30% and Above	Total Wrote	Achieved 30 - 100%	% Achieved at 30% and Above	Total Wrote	Achieved 30 - 100%	% Achieved at 30% and Above	Total Wrote	Achieved 30 - 100%	% Achieved at 30% and Above	Total Wrote	Achieved 30 - 100%	% Achieved at 30% and Above			
					NGAKA M. MOLEMA	MORE SEC SCHOOL	9414140	2024	1	27	17	63.0				106	67	63.2	27	24	88.9	170	170	100.0								106	68	64.2			
		9414140	2023	1	45	27	60.0				115	79	68.7	87	49	56.3	149	149	100.0								109	72	66.1	6	3	50.0					
	MOSEKAPHOFU SECONDARY SCHOOL	9444142	2024	1				43	35	81.4	26	24	92.3				55	55	100.0	55	54	98.2				29	28	96.6	35	33	94.3	20	14	70.0	12	11	91.7
		9444142	2023	1				52	32	61.5	35	23	65.7				69	69	100.0	58	51	87.9				45	37	82.2	52	47	90.4	17	14	82.4	17	16	94.1
	MOSIKARE SECONDARY SCHOOL	9424144	2024	1	27	22	81.5	32	21	65.6	27	27	100.0	27	23	85.2	120	120	100.0	93	74	79.6	46	33	71.7	47	30	63.8	105	80	76.2	15	8	53.3	15	5	33.3
		9424144	2023	1	10	8	80.0	24	24	100.0	10	10	100.0	10	9	90.0	85	85	100.0	75	68	90.7	40	36	90.0	35	31	88.6	73	54	74.0	11	5	45.5	11	8	72.7
	MOTHIBINYANE HIGH SCHOOL	9434146	2024	2				47	44	93.6							47	47	100.0	44	39	88.6				47	39	83.0	42	40	95.2	5	5	100.0	3	2	66.7
		9434146	2023	2				28	21	75.0							28	28	100.0	27	21	77.8				28	17	60.7	26	24	92.3	2	1	50.0	1	1	100.0
	MOTHUSI MARUMOLOA SEC SCHOOL	9439010	2024	1	10	6	60.0	21	15	71.4	10	7	70.0	10	4	40.0	31	31	100.0	21	12	57.1				21	13	61.9	22	14	63.6	9	0	0.0			
		9439010	2023	1	7	4	57.1	15	15	100.0	7	6	85.7	7	6	85.7	22	22	100.0	15	15	100.0				15	6	40.0	15	15	100.0	7	2	28.6			
	MOTSAALORE SECONDARY SCHOOL	9444148	2024	1				50	39	78.0							71	71	100.0	52	51	98.1	20	19	95.0	72	55	76.4	50	45	90.0	22	11	50.0	22	19	86.4
		9444148	2023	1				58	29	50.0							78	78	100.0	61	59	96.7	17	13	76.5	78	42	53.8	58	47	81.0	20	9	45.0	20	16	80.0
	MOTSWEDI HIGH SCHOOL	9444149	2024	3	16	16	100.0	63	60	95.2	33	33	100.0	33	31	93.9	154	154	100.0	113	105	92.9	30	28	93.3	91	81	89.0	119	115	96.6	35	28	80.0	34	30	88.2
		9444149	2023	3	15	15	100.0	77	69	89.6	32	32	100.0	26	24	92.3	169	169	100.0	130	115	88.5	26	24	92.3	138	112	81.2	104	94	90.4	86	47	54.7	73	50	68.5
	MOTUBA HIGH SCHOOL	9424150	2024	1				16	16	100.0							30	30	100.0	25	24	96.0	14	14	100.0	30	26	86.7	25	22	88.0	5	5	100.0	5	5	100.0
		9424150	2023	1				41	36	87.8							57	57	100.0	41	31	75.6	16	10	62.5	58	38	65.5	40	31	77.5	17	9	52.9	17	14	82.4
	MPOLOKANG HIGH SCHOOL	9444152	2024	1				72	67	93.1							86	85	98.8	86	80	93.0				86	71	82.6	73	70	95.9	13	13	100.0	13	11	84.6
		9444152	2023	1				90	58	64.4							111	111	100.0	111	99	89.2				111	61	55.0	90	75	83.3	21	19	90.5	21	21	100.0
	N R MANDELA COMM SEC SCHOOL	9444153	2024	2	7	7	100.0				46	37	80.4	58	39	67.2	58	58	100.0							18	17	94.4	49	44	89.8	7	7	100.0	5	5	100.0
		9444153	2023	2	7	6	85.7				69	53	76.8	79	35	44.3	80	78	97.5							39	22	56.4	69	51	73.9	10	7	70.0	3	3	100.0

Province Districts	Centre Name	Centre Number	Exam Date	Quintile	Accounting			Agricultural Sciences			Business Studies			Economics			English First Additional Language			Geography			History			Life Sciences			Mathematical Literacy			Mathematics			Physical Sciences		
					Total Wrote	Achieved 30 - 100%	% Achieved at 30% and Above	Total Wrote	Achieved 30 - 100%	% Achieved at 30% and Above	Total Wrote	Achieved 30 - 100%	% Achieved at 30% and Above	Total Wrote	Achieved 30 - 100%	% Achieved at 30% and Above	Total Wrote	Achieved 30 - 100%	% Achieved at 30% and Above	Total Wrote	Achieved 30 - 100%	% Achieved at 30% and Above	Total Wrote	Achieved 30 - 100%	% Achieved at 30% and Above	Total Wrote	Achieved 30 - 100%	% Achieved at 30% and Above	Total Wrote	Achieved 30 - 100%	% Achieved at 30% and Above	Total Wrote	Achieved 30 - 100%	% Achieved at 30% and Above			
					NGAKA M. MOLEMA	NGOTWANA SEC SCHOOL	9444154	2024	3	18	11	61.1	82	64	78.0	18	14	77.8	18	11	61.1	100	100	100.0	65	61	93.8				82	55	67.1	82	75	91.5	18
		9444154	2023	3	12	8	66.7	95	76	80.0	12	10	83.3	12	10	83.3	107	107	100.0	79	71	89.9				95	57	60.0	89	83	93.3	18	14	77.8	16	14	87.5
	NIETVERDIEND COMBINED SCHOOL	9444108	2024	1				16	13	81.3	4	4	100.0				21	21	100.0	21	20	95.2				17	12	70.6	15	15	100.0	6	4	66.7	5	4	80.0
		9444108	2023	1				13	12	92.3	3	2	66.7	2	2	100.0	15	15	100.0	12	12	100.0				12	12	100.0	9	8	88.9	6	5	83.3	2	2	100.0
	NOTO HIGH SCHOOL	9454156	2024	1				34	21	61.8							49	49	100.0	49	43	87.8	13	12	92.3	36	31	86.1	34	30	88.2	15	7	46.7	15	13	86.7
		9454156	2023	1				60	45	75.0							81	81	100.0	81	72	88.9	22	15	68.2	59	52	88.1	60	51	85.0	21	10	47.6	21	15	71.4
	NTEBOGANG SECONDARY SCHOOL	9444157	2024	3							51	43	84.3				86	83	96.5	86	67	77.9				86	51	59.3	72	60	83.3	14	13	92.9	14	12	85.7
		9444157	2023	3							54	50	92.6				83	83	100.0	83	76	91.6				83	60	72.3	66	61	92.4	17	15	88.2	16	13	81.3
	NTLATSANG SECONDARY SCHOOL	9444158	2024	3	11	7	63.6				31	26	83.9	31	25	80.6	31	31	100.0										28	20	71.4	3	3	100.0			
		9444158	2023	3	9	8	88.9				39	33	84.6	39	25	64.1	39	39	100.0										38	30	78.9	1	1	100.0			
	NTSHIDI SECONDARY SCHOOL	9434159	2024	1				19	19	100.0							48	48	100.0	30	27	90.0				48	34	70.8	44	41	93.2	4	4	100.0	4	4	100.0
		9434159	2023	1				29	24	82.8							64	64	100.0	51	41	80.4				64	38	59.4	51	40	78.4	13	12	92.3	13	11	84.6
	OBUSITSE SECONDARY SCHOOL	9434161	2024	3				48	43	89.6							64	63	98.4	39	36	92.3	25	24	96.0	64	59	92.2	48	40	83.3	16	13	81.3	16	16	100.0
		9434161	2023	3				78	44	56.4							96	92	95.8	60	43	71.7	36	22	61.1	96	56	58.3	78	47	60.3	18	14	77.8	18	13	72.2
	ONKABETSE-THUTO TECHNICAL and COMM	9434162	2024	3	88	58	65.9				43	26	60.5	42	25	59.5	88	88	100.0							46	37	80.4	30	28	93.3	59	44	74.6	46	28	60.9
		9434162	2023	3	66	46	69.7				50	32	64.0	50	26	52.0	66	66	100.0							16	16	100.0	34	26	76.5	32	23	71.9	16	13	81.3
	ONKGOPOTSE TIRO COMP SCHOOL	9424259	2024	1	9	7	77.8				9	7	77.8	9	7	77.8	25	25	100.0	5	5	100.0				5	5	100.0	14	14	100.0						
		9424259	2023	1	6	5	83.3				6	5	83.3	6	5	83.3	52	52	100.0	17	12	70.6				17	0	0.0	17	11	64.7	6	1	16.7			
	PHAKEDI HIGH SCHOOL	9444165	2024	3	12	9	75.0	52	40	76.9	31	29	93.5	31	24	77.4	83	83	100.0	35	32	91.4				52	43	82.7	64	57	89.1	19	15	78.9	17	14	82.4
		9444165	2023	3	13	9	69.2	52	47	90.4	25	21	84.0	25	19	76.0	77	77	100.0	35	34	97.1				52	40	76.9	60	54	90.0	17	11	64.7	17	15	88.2



Province Districts	Centre Name	Centre Number	Exam Date	Quintile	Accounting			Agricultural Sciences			Business Studies			Economics			English First Additional Language			Geography			History			Life Sciences			Mathematical Literacy			Mathematics			Physical Sciences					
					Total Wrote	Achieved 30 - 100%	% Achieved at 30% and Above	Total Wrote	Achieved 30 - 100%	% Achieved at 30% and Above	Total Wrote	Achieved 30 - 100%	% Achieved at 30% and Above	Total Wrote	Achieved 30 - 100%	% Achieved at 30% and Above	Total Wrote	Achieved 30 - 100%	% Achieved at 30% and Above	Total Wrote	Achieved 30 - 100%	% Achieved at 30% and Above	Total Wrote	Achieved 30 - 100%	% Achieved at 30% and Above	Total Wrote	Achieved 30 - 100%	% Achieved at 30% and Above	Total Wrote	Achieved 30 - 100%	% Achieved at 30% and Above	Total Wrote	Achieved 30 - 100%	% Achieved at 30% and Above	Total Wrote	Achieved 30 - 100%	% Achieved at 30% and Above			
					NGAKA M. MOLEMA	PHATLHOSO HIGH SCHOOL	9444166	2024	3				18	16	88.9							18	18	100.0	18	17	94.4				18	14	77.8	18	18	100.0				
		9444166	2023	3				21	20	95.2							21	21	100.0	21	21	100.0				21	21	100.0	21	21	100.0									
	PHATSIMA SEC SCHOOL	9454167	2024	3	8	8	100.0	24	24	100.0	13	13	100.0	13	13	100.0	56	56	100.0	32	30	93.8				43	32	74.4	45	42	93.3	11	8	72.7	11	7	63.6			
		9454167	2023	3	7	5	71.4	62	25	40.3	18	17	94.4	18	15	83.3	113	109	96.5	71	32	45.1				95	46	48.4	86	52	60.5	27	14	51.9	23	16	69.6			
	R A KOBUE HIGH SCHOOL	9424171	2024	1				32	22	68.8							48	48	100.0	16	16	100.0	32	25	78.1	16	16	100.0	32	27	84.4	16	9	56.3	16	13	81.3			
		9424171	2023	1				56	32	57.1							80	80	100.0	24	22	91.7	55	38	69.1	24	20	83.3	68	49	72.1	12	5	41.7	7	5	71.4			
	RAKGWEDI-BOKANG HIGH SCHOOL	9454174	2024	2				52	50	96.2							67	67	100.0	52	51	98.1	15	15	100.0	67	63	94.0	52	51	98.1	15	14	93.3	15	15	100.0			
		9454174	2023	2				46	43	93.5							63	63	100.0	49	45	91.8	17	16	94.1	63	56	88.9	49	45	91.8	14	12	85.7	14	14	100.0			
	RAMAINA A PHETLHU SECONDARY	9424175	2024	3	8	8	100.0				28	20	71.4	8	7	87.5	72	72	100.0	64	52	81.3	50	46	92.0	44	25	56.8	56	42	75.0	16	10	62.5	14	10	71.4			
		9424175	2023	3	22	22	100.0				26	22	84.6	22	17	77.3	72	72	100.0	50	44	88.0	39	33	84.6	46	27	58.7	61	49	80.3	11	9	81.8	11	6	54.5			
	RAMATU HIGH SCHOOL	9444177	2024	3				50	46	92.0	79	75	94.9				151	151	100.0	101	92	91.1				72	61	84.7	124	97	78.2	27	18	66.7	27	22	81.5			
		9444177	2023	3				70	66	94.3	70	54	77.1				160	160	100.0	90	71	78.9				90	71	78.9	134	97	72.4	26	19	73.1	26	20	76.9			
	RAMOKONYANE SECONDARY SCHOOL	9454178	2024	1	36	30	83.3				49	48	98.0	36	33	91.7	49	49	100.0							13	12	92.3	36	34	94.4	13	9	69.2	13	10	76.9			
		9454178	2023	1	30	23	76.7				51	39	76.5	29	15	51.7	51	49	96.1							22	18	81.8	28	22	78.6	23	15	65.2	21	8	38.1			
	RAMOTSHERE HIGH SCHOOL	9444179	2024	3							62	58	93.5				204	204	100.0	89	82	92.1				89	61	68.5	62	54	87.1	30	25	83.3	30	24	80.0			
		9444179	2023	3							53	51	96.2				175	175	100.0	78	73	93.6				81	70	86.4	44	39	88.6	43	34	79.1	37	35	94.6			
	RATSELA SECONDARY SCHOOL	9444180	2024	3													24	24	100.0	23	23	100.0	23	23	100.0	23	21	91.3	24	23	95.8									
		9444180	2023	3													20	20	100.0	20	20	100.0	20	20	100.0	20	18	90.0	20	20	100.0									
	REALEKA SECONDARY SCHOOL	9454181	2024	2	5	5	100.0	25	17	68.0	5	5	100.0	5	5	100.0	100	100	100.0	96	81	84.4	42	37	88.1	95	77	81.1	72	61	84.7	29	27	93.1	29	24	82.8			
		9454181	2023	2	25	18	72.0	29	21	72.4	25	17	68.0	25	20	80.0	140	140	100.0	116	101	87.1	64	60	93.8	116	89	76.7	118	103	87.3	23	22	95.7	23	23	100.0			


Province Districts	Centre Name	Centre Number	Exam Date	Quintile	Accounting			Agricultural Sciences			Business Studies			Economics			English First Additional Language			Geography			History			Life Sciences			Mathematical Literacy			Mathematics			Physical Sciences		
					Total Wrote	Achieved 30 - 100%	% Achieved at 30% and Above	Total Wrote	Achieved 30 - 100%	% Achieved at 30% and Above	Total Wrote	Achieved 30 - 100%	% Achieved at 30% and Above	Total Wrote	Achieved 30 - 100%	% Achieved at 30% and Above	Total Wrote	Achieved 30 - 100%	% Achieved at 30% and Above	Total Wrote	Achieved 30 - 100%	% Achieved at 30% and Above	Total Wrote	Achieved 30 - 100%	% Achieved at 30% and Above	Total Wrote	Achieved 30 - 100%	% Achieved at 30% and Above	Total Wrote	Achieved 30 - 100%	% Achieved at 30% and Above	Total Wrote	Achieved 30 - 100%	% Achieved at 30% and Above	Total Wrote	Achieved 30 - 100%	% Achieved at 30% and Above
					NGAKA M. MOLEMA	REARABILWE SECONDARY SCHOOL	9444183	2024	1	5	5	100.0	29	20	69.0	15	13	86.7	14	10	71.4	61	61	100.0	40	37	92.5				28	23	82.1	51	45	88.2	10
		9444183	2023	1	12	7	58.3	43	28	65.1	13	11	84.6	13	9	69.2	75	75	100.0	42	31	73.8				49	28	57.1	53	39	73.6	23	9	39.1	23	17	73.9
	REBONEILWE SECONDARY SCHOOL	9414475	2024	3				33	30	90.9							115	115	100.0	110	107	97.3	63	63	100.0	115	109	94.8	91	83	91.2	24	16	66.7	24	23	95.8
		9414475	2023	3				22	19	86.4							150	150	100.0	136	113	83.1	82	75	91.5	150	110	73.3	96	66	68.8	54	23	42.6	54	38	70.4
	REDIBONE SECONDARY SCHOOL	9424186	2024	4													84	84	100.0	104	94	90.4	75	71	94.7	68	56	82.4	75	63	84.0	29	14	48.3	29	14	48.3
		9424186	2023	4													76	76	100.0	107	103	96.3	84	82	97.6	107	69	64.5	84	78	92.9	23	7	30.4	23	13	56.5
	REGOLOTSWE HIGH SCHOOL	9414188	2024	3	10	8	80.0	45	35	77.8	36	35	97.2	56	55	98.2	81	81	100.0	45	43	95.6				25	20	80.0	78	63	80.8	3	2	66.7			
		9414188	2023	3	24	17	70.8	80	41	51.3	52	37	71.2	51	35	68.6	115	113	98.3	63	48	76.2				55	24	43.6	103	80	77.7	3	2	66.7			
	REKCONNIE SECONDARY SCHOOL	9419012	2024	1	32	23	71.9				32	29	90.6	32	31	96.9	104	104	100.0	72	71	98.6	62	62	100.0	72	59	81.9	93	88	94.6	10	9	90.0	10	9	90.0
		9419012	2023	1	17	12	70.6				17	14	82.4	17	14	82.4	80	80	100.0	63	59	93.7	50	50	100.0	63	50	79.4	67	61	91.0	13	9	69.2	13	12	92.3
	RENALERONA SECONDARY SCHOOL	9424190	2024	3				24	16	66.7							30	30	100.0	6	6	100.0	24	21	87.5	30	20	66.7	24	19	79.2	6	3	50.0	6	2	33.3
		9424190	2023	3				38	23	60.5							59	59	100.0	21	20	95.2	38	31	81.6	59	42	71.2	38	30	78.9	21	11	52.4	21	12	57.1
	S C KGOBOKOE HIGH SCHOOL	9424196	2024	2				20	13	65.0							52	52	100.0	52	42	80.8	27	24	88.9	52	23	44.2	47	37	78.7	5	2	40.0	5	1	20.0
		9424196	2023	2				21	17	81.0							47	47	100.0	47	44	93.6	15	15	100.0	47	35	74.5	36	35	97.2	11	6	54.5	11	8	72.7
	SAKALENGWE HIGH SCHOOL	9444198	2024	3				20	16	80.0							28	28	100.0	28	26	92.9				28	22	78.6	20	17	85.0	8	3	37.5	8	6	75.0
		9444198	2023	3				13	11	84.6							19	19	100.0	19	17	89.5				19	10	52.6	13	11	84.6	6	5	83.3	6	5	83.3
	SANNIESHOF HIGH SCHOOL	9454200	2024	4	11	11	100.0	12	10	83.3	6	5	83.3				23	23	100.0							12	12	100.0	23	23	100.0	15	13	86.7	11	9	81.8
		9454200	2023	4	8	8	100.0	14	14	100.0	6	6	100.0				35	35	100.0							8	8	100.0	24	24	100.0	11	11	100.0	10	9	90.0
	SEBOPIWA MOLEMA SEC SCHOOL	9424203	2024	2				70	60	85.7	43	35	81.4				178	178	100.0	61	55	90.2	74	69	93.2	101	85	84.2	149	122	81.9	28	20	71.4	28	25	89.3
		9424203	2023	2				69	55	79.7	33	25	75.8				158	158	100.0	57	49	86.0	69	64	92.8	99	77	77.8	129	105	81.4	30	22	73.3	30	25	83.3

Province Districts	Centre Name	Centre Number	Exam Date	Quintile	Accounting			Agricultural Sciences			Business Studies			Economics			English First Additional Language			Geography			History			Life Sciences			Mathematical Literacy			Mathematics			Physical Sciences		
					Total Wrote	Achieved 30 - 100%	% Achieved at 30% and Above	Total Wrote	Achieved 30 - 100%	% Achieved at 30% and Above	Total Wrote	Achieved 30 - 100%	% Achieved at 30% and Above	Total Wrote	Achieved 30 - 100%	% Achieved at 30% and Above	Total Wrote	Achieved 30 - 100%	% Achieved at 30% and Above	Total Wrote	Achieved 30 - 100%	% Achieved at 30% and Above	Total Wrote	Achieved 30 - 100%	% Achieved at 30% and Above	Total Wrote	Achieved 30 - 100%	% Achieved at 30% and Above	Total Wrote	Achieved 30 - 100%	% Achieved at 30% and Above	Total Wrote	Achieved 30 - 100%	% Achieved at 30% and Above			
					NGAKA M. MOLEMA	SEJANKABO HIGH SCHOOL	9424205	2024	2				28	27	96.4							69	69	100.0	64	53	82.8	25	23	92.0	69	50	72.5	53	49	92.5	16
		9424205	2023	2				38	34	89.5							84	84	100.0	64	58	90.6	25	24	96.0	84	66	78.6	63	60	95.2	21	14	66.7	21	15	71.4
	SELEJE SECONDARY SCHOOL	9424208	2024	1				41	35	85.4							63	63	100.0	63	55	87.3	40	33	82.5	23	23	100.0	41	39	95.1	22	16	72.7	22	21	95.5
		9424208	2023	1				41	37	90.2							56	56	100.0	56	50	89.3	37	36	97.3	19	19	100.0	41	40	97.6	15	9	60.0	15	15	100.0
	SETILO SECONDARY SCHOOL	9434210	2024	3	14	12	85.7	56	54	96.4	14	14	100.0	14	10	71.4	82	82	100.0	68	66	97.1				68	63	92.6	70	65	92.9	12	8	66.7	12	10	83.3
		9434210	2023	3	18	14	77.8	38	30	78.9	18	18	100.0	18	12	66.7	67	67	100.0	49	46	93.9				49	48	98.0	56	52	92.9	11	8	72.7	11	9	81.8
	SETLOPO SCIENCE and COMM SCHOOL	9424211	2024	2	17	17	100.0				73	63	86.3	73	62	84.9	134	134	100.0	117	109	93.2				61	57	93.4	71	60	84.5	63	45	71.4	61	34	55.7
		9424211	2023	2	27	23	85.2				100	71	71.0	100	66	66.0	146	146	100.0	119	110	92.4				46	40	87.0	100	84	84.0	46	20	43.5	46	25	54.3
	SETUMO HIGH SCHOOL	9424212	2024	2				47	40	85.1							82	82	100.0	19	14	73.7	19	14	73.7	63	47	74.6	52	39	75.0	30	9	30.0	16	3	18.8
		9424212	2023	2				58	45	77.6							107	107	100.0	28	24	85.7	28	23	82.1	79	60	75.9	63	54	85.7	44	23	52.3	21	12	57.1
	SOL PLAATJE SECONDARY SCHOOL	9424216	2024	4	27	24	88.9				91	81	89.0	63	58	92.1	16	16	100.0	47	46	97.9				58	50	86.2	76	73	96.1	60	50	83.3	44	28	63.6
		9424216	2023	4	20	18	90.0				104	98	94.2	67	61	91.0	19	19	100.0	78	78	100.0				76	67	88.2	75	71	94.7	90	70	77.8	58	51	87.9
	ST MARY'S SEC SCHOOL	9424218	2024	4	21	17	81.0				95	75	78.9	21	21	100.0	125	125	100.0	104	89	85.6				30	30	100.0	95	87	91.6	30	25	83.3	29	20	69.0
		9424218	2023	4	30	22	73.3				61	50	82.0	30	29	96.7	99	99	100.0	69	62	89.9				39	38	97.4	51	48	94.1	48	35	72.9	38	21	55.3
	TAU-RAPULANA HIGH SCHOOL	9414219	2024	1				40	35	87.5							75	75	100.0	71	65	91.5	32	28	87.5	75	58	77.3	68	62	91.2	7	4	57.1	7	6	85.7
		9414219	2023	1				52	36	69.2							97	96	99.0	85	72	84.7	38	29	76.3	97	61	62.9	74	54	73.0	23	8	34.8	18	14	77.8
	TETLANO SECONDARY SCHOOL	9424221	2024	3				31	19	61.3							68	68	100.0	68	63	92.6	54	49	90.7	14	14	100.0	54	40	74.1	14	13	92.9	14	8	57.1
		9424221	2023	3				55	28	50.9							67	67	100.0	67	60	89.6	55	45	81.8	12	9	75.0	55	45	81.8	12	5	41.7	12	7	58.3
	THUTO-KE-MATLA SECONDARY SCHOOL	9444227	2024	3							22	21	95.5				27	27	100.0	27	19	70.4				27	12	44.4	22	17	77.3	5	3	60.0	5	2	40.0
		9444227	2023	3							17	15	88.2				22	22	100.0	22	20	90.9				22	7	31.8	17	15	88.2	5	2	40.0	5	2	40.0

Province Districts	Centre Name	Centre Number	Exam Date	Quintile	Accounting			Agricultural Sciences			Business Studies			Economics			English First Additional Language			Geography			History			Life Sciences			Mathematical Literacy			Mathematics			Physical Sciences		
					Total Wrote	Achieved 30 - 100%	% Achieved at 30% and Above	Total Wrote	Achieved 30 - 100%	% Achieved at 30% and Above	Total Wrote	Achieved 30 - 100%	% Achieved at 30% and Above	Total Wrote	Achieved 30 - 100%	% Achieved at 30% and Above	Total Wrote	Achieved 30 - 100%	% Achieved at 30% and Above	Total Wrote	Achieved 30 - 100%	% Achieved at 30% and Above	Total Wrote	Achieved 30 - 100%	% Achieved at 30% and Above	Total Wrote	Achieved 30 - 100%	% Achieved at 30% and Above	Total Wrote	Achieved 30 - 100%	% Achieved at 30% and Above	Total Wrote	Achieved 30 - 100%	% Achieved at 30% and Above	Total Wrote	Achieved 30 - 100%	% Achieved at 30% and Above
					NGAKAM. MOLEMA	TIEGO TAWANA SECONDARY SCHOOL	9424229	2024	2				35	34	97.1					55	55	100.0	20	19	95.0	44	42	95.5	55	48	87.3	44	42	95.5	11	10	90.9
		9424229	2023	2				39	38	97.4					65	65	100.0	26	26	100.0	60	59	98.3	65	57	87.7	60	59	98.3	5	4	80.0	5	5	100.0		
	TIRISANO SECONDARY SCHOOL	9454464	2024	2	15	8	53.3	13	12	92.3	25	21	84.0	15	15	100.0	93	90	96.8	57	49	86.0	56	46	82.1	43	37	86.0	69	62	89.9	24	20	83.3	22	21	95.5
		9454464	2023	2	8	5	62.5	19	16	84.2	30	17	56.7	16	10	62.5	85	85	100.0	54	46	85.2	54	50	92.6	35	29	82.9	67	47	70.1	18	16	88.9	15	9	60.0
	TLAMELANG SPECIAL SCHOOL	9424254	2024	99	13	2	15.4				13	8	61.5	11	7	63.6	13	13	100.0									11	1	9.1	2	1	50.0				
		9424254	2023	99	17	3	17.6				17	14	82.4	14	10	71.4	17	17	100.0									16	12	75.0	1	0	0.0				
	TLHAOLE HIGH SCHOOL	9444235	2024	3	5	3	60.0	28	20	71.4	14	12	85.7				60	60	100.0	39	28	71.8															
		9444235	2023	3	25	18	72.0	19	14	73.7	43	30	69.8	16	9	56.3	83	83	100.0	55	47	85.5															
	TLHOAFALO SECONDARY SCHOOL	9454237	2024	2	7	5	71.4	13	13	100.0	7	6	85.7	7	6	85.7	58	58	100.0	28	25	89.3	38	32	84.2	13	12	92.3	45	35	77.8	13	9	69.2	13	9	69.2
		9454237	2023	2	12	9	75.0	13	10	76.9	12	9	75.0	12	9	75.0	81	81	100.0	42	29	69.0	55	49	89.1	13	11	84.6	67	44	65.7	13	9	69.2	13	6	46.2
	TSHIDI BAROLONG SEC SCHOOL	9424010	2024	2	22	19	86.4	46	43	93.5	22	21	95.5	22	21	95.5	115	115	100.0	89	83	93.3	31	26	83.9	62	50	80.6	94	88	93.6	21	17	81.0	20	15	75.0
		9424010	2023	2	20	13	65.0	47	37	78.7	20	18	90.0	20	16	80.0	121	120	99.2	94	69	73.4	47	30	63.8	54	25	46.3	106	83	78.3	16	7	43.8	15	12	80.0
	TSWELELOPELE HIGH SCHOOL	9414248	2024	3												96	96	100.0	96	96	100.0																
		9414248	2023	3												116	116	100.0	116	114	98.3																
	UTLWANANG-BAROLONG SECONDARY SCHOOL	9434249	2024	2				46	39	84.8						58	58	100.0	58	54	93.1	10	9	90.0	48	31	64.6	46	42	91.3	12	7	58.3	12	9	75.0	
		9434249	2023	2				48	36	75.0						56	56	100.0	56	41	73.2	10	10	100.0	46	24	52.2	48	41	85.4	8	7	87.5	8	7	87.5	

Province Districts	Centre Name	Centre Number	Exam Date	Quintile	Accounting			Agricultural Sciences			Business Studies			Economics			English First Additional Language			Geography			History			Life Sciences			Mathematical Literacy			Mathematics			Physical Sciences		
					Total Wrote	Achieved 30 - 100%	% Achieved at 30% and Above	Total Wrote	Achieved 30 - 100%	% Achieved at 30% and Above	Total Wrote	Achieved 30 - 100%	% Achieved at 30% and Above	Total Wrote	Achieved 30 - 100%	% Achieved at 30% and Above	Total Wrote	Achieved 30 - 100%	% Achieved at 30% and Above	Total Wrote	Achieved 30 - 100%	% Achieved at 30% and Above	Total Wrote	Achieved 30 - 100%	% Achieved at 30% and Above	Total Wrote	Achieved 30 - 100%	% Achieved at 30% and Above	Total Wrote	Achieved 30 - 100%	% Achieved at 30% and Above	Total Wrote	Achieved 30 - 100%	% Achieved at 30% and Above	Total Wrote	Achieved 30 - 100%	% Achieved at 30% and Above
					NGAKA M. MOLEMA	Z M SEATLHOLO HIGH SCHOOL	9424250	2024	2	12	10	83.3				43	36	83.7	12	12	100.0	67	67	100.0	55	52	94.5	31	30	96.8	24	22	91.7	42	37	88.1	25
		9424250	2023	2	11	6	54.5				44	33	75.0	11	10	90.9	59	59	100.0	48	44	91.7	33	32	97.0	15	15	100.0	44	37	84.1	15	8	53.3	15	11	73.3
	ZEERUST COMBINED SCHOOL	9444278	2024	4	14	14	100.0				61	58	95.1	77	66	85.7				49	48	98.0				47	45	95.7	75	73	97.3	35	26	74.3	24	21	87.5
		9444278	2023	4	14	13	92.9				40	38	95.0	69	52	75.4				35	33	94.3	0	0		27	26	96.3	63	61	96.8	20	15	75.0	14	14	100.0
	ZEERUST HIGH SCHOOL	9444251	2024	5	23	21	91.3				71	66	93.0				28	28	100.0	44	44	100.0				67	55	82.1	85	85	100.0	36	26	72.2	27	21	77.8
		9444251	2023	5	37	34	91.9				74	67	90.5				15	15	100.0	45	42	93.3				64	41	64.1	73	71	97.3	35	30	85.7	23	22	95.7

# Western Cape





Province Districts	Centre Name	Centre Number	Exam Date	Quintile	Accounting			Agricultural Sciences			Business Studies			Economics			English First Additional Language			Geography			History			Life Sciences			Mathematical Literacy			Mathematics			Physical Sciences		
					Total Wrote	Achieved 30 - 100%	% Achieved at 30% and Above	Total Wrote	Achieved 30 - 100%	% Achieved at 30% and Above	Total Wrote	Achieved 30 - 100%	% Achieved at 30% and Above	Total Wrote	Achieved 30 - 100%	% Achieved at 30% and Above	Total Wrote	Achieved 30 - 100%	% Achieved at 30% and Above	Total Wrote	Achieved 30 - 100%	% Achieved at 30% and Above	Total Wrote	Achieved 30 - 100%	% Achieved at 30% and Above	Total Wrote	Achieved 30 - 100%	% Achieved at 30% and Above	Total Wrote	Achieved 30 - 100%	% Achieved at 30% and Above	Total Wrote	Achieved 30 - 100%	% Achieved at 30% and Above			
					AL-AZHAR INSTITUTE OF PAARL	1007746	2024	5							6	3	50.0							4	4	100.0	6	6	100.0	2	2	100.0	10	9	90.0		
	1007746	2023	5							4	4	100.0							3	3	100.0	6	6	100.0	6	4	66.7	10	9	90.0							
ASHTON PUBLIC COMBINED SCHOOL	1008802	2024	2							70	56	80.0				79	79	100.0	59	52	88.1	31	29	93.5	27	24	88.9	69	54	78.3	10	3	30.0	9	6	66.7	
	1008802	2023	2							69	47	68.1				80	80	100.0	44	34	77.3	34	27	79.4	26	14	53.8	66	47	71.2	14	4	28.6	11	6	54.5	
ASHTON SEK. SKOOL	1008803	2024	3							48	25	52.1				179	177	98.9	80	67	83.8	141	95	67.4	107	41	38.3	173	117	67.6	13	3	23.1	7	2	28.6	
	1008803	2023	3							74	30	40.5				223	220	98.7	113	77	68.1	152	85	55.9	147	36	24.5	219	145	66.2	5	2	40.0	1	1	100.0	
BELLA VISTA HS.	1008805	2024	4	14	7	50.0				52	38	73.1	20	12	60.0	143	143	100.0	46	41	89.1	68	55	80.9	43	17	39.5	129	88	68.2	12	10	83.3	4	3	75.0	
	1008805	2023	4	8	1	12.5				78	37	47.4	12	3	25.0	161	161	100.0	65	40	61.5	81	67	82.7	85	21	24.7	155	93	60.0	6	4	66.7	6	4	66.7	
BERGRIVIER SEK.	1007701	2024	4	10	7	70.0				103	69	67.0	34	23	67.6	157	157	100.0							56	11	19.6	178	141	79.2	3	1	33.3				
	1007701	2023	4	14	8	57.1				110	63	57.3	32	17	53.1	153	153	100.0							49	18	36.7	150	115	76.7	19	0	0.0				
BLOEMHOF HS.	1007702	2024	5	43	42	97.7							35	35	100.0	95	95	100.0	13	13	100.0	48	48	100.0	77	77	100.0	36	36	100.0	106	104	98.1	71	71	100.0	
	1007702	2023	5	37	37	100.0							29	29	100.0	98	98	100.0	10	10	100.0	58	58	100.0	73	72	98.6	41	41	100.0	94	94	100.0	68	68	100.0	
BOLAND LANDBOUSKOOL	1007703	2024	5	7	7	100.0	25	24	96.0	20	20	100.0				71	71	100.0	18	18	100.0				14	14	100.0	50	50	100.0	21	20	95.2	8	8	100.0	
	1007703	2023	5	10	10	100.0	31	31	100.0	19	19	100.0				61	61	100.0	20	20	100.0				18	15	83.3	35	35	100.0	26	26	100.0	10	10	100.0	
BONNIEVALE HS.	1008806	2024	4	10	7	70.0				32	25	78.1				56	56	100.0	44	43	97.7	27	27	100.0	24	14	58.3	46	45	97.8	10	10	100.0	5	4	80.0	
	1008806	2023	4	4	4	100.0				37	27	73.0				57	57	100.0	54	54	100.0	32	31	96.9	20	12	60.0	44	43	97.7	13	12	92.3	2	2	100.0	
BRANDVLEI YOUTH CENTRE	1008807	2024	99							13	13	100.0				13	13	100.0									13	13	100.0								
	1008807	2023	99							9	9	100.0				9	9	100.0	9	9	100.0						9	9	100.0								
BREERIVIER HS	1008809	2024	4	12	11	91.7				27	20	74.1				188	188	100.0	78	55	70.5	175	127	72.6	77	30	39.0	179	127	70.9	9	5	55.6	7	2	28.6	
	1008809	2023	4	10	5	50.0				20	11	55.0				236	236	100.0	125	61	48.8	225	127	56.4	107	36	33.6	228	122	53.5	8	3	37.5	6	5	83.3	



Province Districts	Centre Name	Centre Number	Exam Date	Quintile	Accounting			Agricultural Sciences			Business Studies			Economics			English First Additional Language			Geography			History			Life Sciences			Mathematical Literacy			Mathematics			Physical Sciences		
					Total Wrote	Achieved 30 - 100%	% Achieved at 30% and Above	Total Wrote	Achieved 30 - 100%	% Achieved at 30% and Above	Total Wrote	Achieved 30 - 100%	% Achieved at 30% and Above	Total Wrote	Achieved 30 - 100%	% Achieved at 30% and Above	Total Wrote	Achieved 30 - 100%	% Achieved at 30% and Above	Total Wrote	Achieved 30 - 100%	% Achieved at 30% and Above	Total Wrote	Achieved 30 - 100%	% Achieved at 30% and Above	Total Wrote	Achieved 30 - 100%	% Achieved at 30% and Above	Total Wrote	Achieved 30 - 100%	% Achieved at 30% and Above	Total Wrote	Achieved 30 - 100%	% Achieved at 30% and Above	Total Wrote	Achieved 30 - 100%	% Achieved at 30% and Above
					CAPE WINELANDS	CALLING ACADEMY	1007780	2024	99	6	6	100.0				39	35	89.7									28	26	92.9	24	23	95.8	32	32	100.0	28	23
		1007780	2023	99	9	7	77.8				34	30	88.2									16	15	93.8	24	21	87.5	29	29	100.0	24	22	91.7	17	13	76.5	
	CERES SEK.	1008810	2024	4	10	8	80.0				49	34	69.4	13	5	38.5	225	222	98.7	65	43	66.2	71	49	69.0	48	22	45.8	214	150	70.1	11	5	45.5	7	4	57.1
		1008810	2023	4	10	5	50.0				45	27	60.0	43	24	55.8	259	258	99.6	77	53	68.8	117	77	65.8	51	25	49.0	240	153	63.8	20	10	50.0	8	7	87.5
	CHARLESTON HILL SEK.	1007704	2024	2	6	2	33.3				30	25	83.3				86	86	100.0	15	14	93.3	36	32	88.9	28	3	10.7	85	64	75.3						
		1007704	2023	2							45	27	60.0				133	133	100.0	41	34	82.9	66	44	66.7	49	21	42.9	132	74	56.1						
	CHARLIE HOFMEYR HS.	1008811	2024	5	25	25	100.0				51	51	100.0	1	1	100.0	86	86	100.0	18	18	100.0				46	46	100.0	70	70	100.0	45	44	97.8	35	35	100.0
		1008811	2023	5	31	28	90.3				62	59	95.2				89	89	100.0	44	42	95.5	1	1	100.0	55	51	92.7	85	83	97.6	32	32	100.0	25	25	100.0
	CLOETESVILLE HS.	1007705	2024	4	19	14	73.7							34	24	70.6	169	169	100.0	41	33	80.5	129	83	64.3	33	12	36.4	156	96	61.5	10	6	60.0	1	1	100.0
		1007705	2023	4	18	9	50.0							29	18	62.1	184	183	99.5	82	45	54.9	152	78	51.3	39	11	28.2	168	105	62.5	14	4	28.6	8	2	25.0
	DE KRUISE SEK.	1008812	2024	1	11	7	63.6				78	57	73.1				78	78	100.0	64	57	89.1	67	52	77.6	14	14	100.0	73	62	84.9	5	4	80.0			
		1008812	2023	1	13	1	7.7				68	61	89.7				71	71	100.0	56	48	85.7	57	40	70.2	15	6	40.0	63	55	87.3	7	2	28.6	3	2	66.7
	DE LA BAT-SKOOL	1008813	2024	99													3	3	100.0										10	8	80.0						
		1008813	2023	99													2	2	100.0										7	5	71.4						
	DESMOND MPIOLO TUTU SEC.	1007706	2024	1	39	18	46.2				133	101	75.9	134	63	47.0	368	367	99.7	264	197	74.6	270	214	79.3	178	100	56.2	318	225	70.8	53	46	86.8	35	27	77.1
		1007706	2023	1	45	29	64.4				85	72	84.7	82	54	65.9	258	257	99.6	177	141	79.7	180	131	72.8	138	87	63.0	207	150	72.5	55	40	72.7	37	33	89.2
	DROSTDY HTS.	1008815	2024	5	43	43	100.0				51	50	98.0				220	220	100.0							70	69	98.6	60	60	100.0	106	102	96.2	74	69	93.2
		1008815	2023	5	30	30	100.0				49	48	98.0				182	182	100.0							68	61	89.7	57	57	100.0	95	92	96.8	47	45	95.7
	ESSELENPARK SEK.	1008818	2024	4	7	2	28.6				43	29	67.4	34	15	44.1	175	174	99.4	88	65	73.9	45	23	51.1	49	21	42.9	146	108	74.0	6	2	33.3	6	4	66.7
		1008818	2023	4	21	5	23.8				64	28	43.8	67	20	29.9	268	266	99.3	153	68	44.4	72	27	37.5	101	23	22.8	233	126	54.1	11	7	63.6	9	6	66.7

Province Districts	Centre Name	Centre Number	Exam Date	Quintile	Accounting			Agricultural Sciences			Business Studies			Economics			English First Additional Language			Geography			History			Life Sciences			Mathematical Literacy			Mathematics			Physical Sciences		
					Total Wrote	Achieved 30 - 100%	% Achieved at 30% and Above	Total Wrote	Achieved 30 - 100%	% Achieved at 30% and Above	Total Wrote	Achieved 30 - 100%	% Achieved at 30% and Above	Total Wrote	Achieved 30 - 100%	% Achieved at 30% and Above	Total Wrote	Achieved 30 - 100%	% Achieved at 30% and Above	Total Wrote	Achieved 30 - 100%	% Achieved at 30% and Above	Total Wrote	Achieved 30 - 100%	% Achieved at 30% and Above	Total Wrote	Achieved 30 - 100%	% Achieved at 30% and Above	Total Wrote	Achieved 30 - 100%	% Achieved at 30% and Above	Total Wrote	Achieved 30 - 100%	% Achieved at 30% and Above	Total Wrote	Achieved 30 - 100%	% Achieved at 30% and Above
					CAPE WINELANDS	FRANSCHHOEK HS.	1007707	2024	4	10	8	80.0				57	56	98.2				35	35	100.0							10	8	80.0	47	47	100.0	16
		1007707	2023	4	8	5	62.5				38	30	78.9				24	24	100.0							15	14	93.3	34	34	100.0	15	6	40.0	11	7	63.6
	GIMNASIUM HS. (PAARL)	1007708	2024	5	44	44	100.0				66	61	92.4	31	31	100.0	193	193	100.0	41	39	95.1	52	51	98.1	103	99	96.1	99	99	100.0	135	134	99.3	107	103	96.3
		1007708	2023	5	58	56	96.6				57	54	94.7	30	30	100.0	167	167	100.0	48	48	100.0	42	42	100.0	85	84	98.8	63	63	100.0	155	148	95.5	105	102	97.1
	GOUDINI HS.	1008820	2024	5												41	41	100.0	32	24	75.0				9	8	88.9	39	38	97.4	2	1	50.0				
		1008820	2023	5												37	37	100.0	31	15	48.4				6	5	83.3	37	35	94.6							
	GROENDAL SEK.	1007710	2024	1							63	45	71.4				197	196	99.5	55	34	61.8				57	17	29.8	199	120	60.3						
		1007710	2023	1							27	16	59.3				158	158	100.0	66	40	60.6				92	14	15.2	160	115	71.9						
	H.F.VAN CUTSEM HIGH SCHOOL	1008851	2023	1	29	14	48.3				29	24	82.8	29	22	75.9	116	115	99.1	87	68	78.2	64	53	82.8	23	16	69.6	91	77	84.6	25	13	52.0	23	9	39.1
	HEXVALLEI HS.	1008827	2024	5	10	6	60.0				33	24	72.7				48	48	100.0				14	13	92.9	20	15	75.0	41	40	97.6	7	3	42.9			
		1008827	2023	5	11	8	72.7				19	14	73.7				40	40	100.0				14	12	85.7	17	10	58.8	33	32	97.0	7	5	71.4			
	HEXVALLEI SEK.	1008828	2024	2	18	10	55.6				133	82	61.7	33	13	39.4	195	195	100.0	48	31	64.6	141	78	55.3	46	13	28.3	195	143	73.3	1	0	0.0			
		1008828	2023	2	12	6	50.0				121	69	57.0	30	14	46.7	186	185	99.5	52	29	55.8	122	68	55.7	30	8	26.7	181	104	57.5	5	1	20.0	4	1	25.0
	HO&R JONGENSKOOL PAARL	1007716	2024	5	71	70	98.6	37	33	89.2	57	52	91.2	42	41	97.6	125	125	100.0	48	48	100.0	21	21	100.0	42	41	97.6	69	69	100.0	125	122	97.6	83	77	92.8
		1007716	2023	5	72	72	100.0	27	26	96.3	61	54	88.5	38	38	100.0	102	102	100.0	39	39	100.0	18	18	100.0	37	32	86.5	63	63	100.0	103	100	97.1	65	63	96.9
	HUGENOTE HS.	1007715	2024	5	42	42	100.0				33	32	97.0	26	22	84.6	94	94	100.0	57	57	100.0	26	24	92.3	57	49	86.0	89	89	100.0	58	58	100.0	27	27	100.0
		1007715	2023	5	41	41	100.0				34	33	97.1	20	19	95.0	101	101	100.0	78	74	94.9	30	28	93.3	69	54	78.3	86	82	95.3	75	70	93.3	38	38	100.0
	IHLUMELO JUN SEK	1007778	2024	1	23	15	65.2				60	60	100.0	38	35	92.1	129	128	99.2	68	46	67.6	84	69	82.1	38	26	68.4	98	77	78.6	31	5	16.1			
		1007778	2023	1	30	18	60.0				91	81	89.0	72	70	97.2	194	190	97.9	103	62	60.2	148	100	67.6	28	17	60.7	183	131	71.6	11	7	63.6			

Province Districts	Centre Name	Centre Number	Exam Date	Quintile	Accounting			Agricultural Sciences			Business Studies			Economics			English First Additional Language			Geography			History			Life Sciences			Mathematical Literacy			Mathematics			Physical Sciences		
					Total Wrote	Achieved 30 - 100%	% Achieved at 30% and Above	Total Wrote	Achieved 30 - 100%	% Achieved at 30% and Above	Total Wrote	Achieved 30 - 100%	% Achieved at 30% and Above	Total Wrote	Achieved 30 - 100%	% Achieved at 30% and Above	Total Wrote	Achieved 30 - 100%	% Achieved at 30% and Above	Total Wrote	Achieved 30 - 100%	% Achieved at 30% and Above	Total Wrote	Achieved 30 - 100%	% Achieved at 30% and Above	Total Wrote	Achieved 30 - 100%	% Achieved at 30% and Above	Total Wrote	Achieved 30 - 100%	% Achieved at 30% and Above	Total Wrote	Achieved 30 - 100%	% Achieved at 30% and Above			
					CAPE WINELANDS	IINGCINGA ZETHU SEC	1008829	2024	1				23	14	60.9	56	47	83.9				123	123	100.0	93	81	87.1	86	85	98.8	68	37	54.4	105	83	79.0	17
		1008829	2023	1				32	17	53.1	81	36	44.4				170	169	99.4	129	66	51.2	145	107	73.8	93	26	28.0	162	93	57.4	10	9	90.0	8	3	37.5
	JAKES GERWEL TECHNICAL SCHOOL	1008922	2024	2													75	74	98.7										51	44	86.3	4	2	50.0	4	1	25.0
		1008922	2023	2													45	45	100.0										29	21	72.4	4	0	0.0	4	2	50.0
	KAYAMANDI SEC.	1007717	2024	1				127	115	90.6							295	294	99.7	215	180	83.7	62	55	88.7	207	168	81.2	220	173	78.6	75	55	73.3	75	68	90.7
		1007717	2023	1				109	66	60.6							300	300	100.0	239	163	68.2	79	52	65.8	190	122	64.2	223	144	64.6	77	48	62.3	76	60	78.9
	KLEIN NEDERBURG SEK.	1007719	2024	4	24	19	79.2				89	77	86.5	68	60	88.2	230	230	100.0	105	99	94.3	167	137	82.0	61	45	73.8	225	208	92.4	50	22	44.0	30	20	66.7
		1007719	2023	4	44	35	79.5				91	69	75.8	80	64	80.0	232	232	100.0	98	92	93.9	128	71	55.5	86	52	60.5	219	181	82.6	56	34	60.7	38	29	76.3
	KYLEMORE SEK.	1007720	2024	2							68	48	70.6				133	133	100.0	50	40	80.0				39	29	74.4	125	102	81.6	8	7	87.5	4	3	75.0
		1007720	2023	2							54	35	64.8				109	109	100.0	37	31	83.8				28	21	75.0	102	86	84.3	8	7	87.5	7	7	100.0
	LA ROCHELLE MEISIES HS.	1007722	2024	5	20	20	100.0				35	35	100.0				33	33	100.0	45	45	100.0	15	15	100.0	65	65	100.0	63	63	100.0	52	52	100.0	38	38	100.0
		1007722	2023	5	21	20	95.2				37	37	100.0				35	35	100.0	31	31	100.0	11	11	100.0	56	56	100.0	41	41	100.0	52	52	100.0	30	30	100.0
	LABORI HS.	1007721	2024	5	19	18	94.7				20	17	85.0				103	103	100.0	25	25	100.0				26	20	76.9	30	30	100.0	41	32	78.0	16	16	100.0
		1007721	2023	5	13	10	76.9				17	16	94.1				85	85	100.0	20	19	95.0				24	21	87.5	22	22	100.0	41	37	90.2	25	23	92.0
	LANGE BERG SEK.	1008832	2024	3	8	7	87.5				36	23	63.9				206	203	98.5	116	77	66.4	158	102	64.6	95	44	46.3	194	146	75.3	12	7	58.3	12	7	58.3
		1008832	2023	3	5	4	80.0				22	11	50.0				260	256	98.5	126	77	61.1	232	138	59.5	121	51	42.1	252	171	67.9	11	9	81.8	10	9	90.0
	LANGERUGSKOOL	1008918	2024	99													9	9	100.0										10	7	70.0						
		1008918	2023	99													14	14	100.0										13	10	76.9						
	LK ZEEMAN ACADEMY	1008923	2024	2							25	15	60.0							25	11	44.0	25	14	56.0				25	13	52.0						

Province Districts	Centre Name	Centre Number	Exam Date	Quintile	Accounting			Agricultural Sciences			Business Studies			Economics			English First Additional Language			Geography			History			Life Sciences			Mathematical Literacy			Mathematics			Physical Sciences		
					Total Wrote	Achieved 30 - 100%	% Achieved at 30% and Above	Total Wrote	Achieved 30 - 100%	% Achieved at 30% and Above	Total Wrote	Achieved 30 - 100%	% Achieved at 30% and Above	Total Wrote	Achieved 30 - 100%	% Achieved at 30% and Above	Total Wrote	Achieved 30 - 100%	% Achieved at 30% and Above	Total Wrote	Achieved 30 - 100%	% Achieved at 30% and Above	Total Wrote	Achieved 30 - 100%	% Achieved at 30% and Above	Total Wrote	Achieved 30 - 100%	% Achieved at 30% and Above	Total Wrote	Achieved 30 - 100%	% Achieved at 30% and Above	Total Wrote	Achieved 30 - 100%	% Achieved at 30% and Above	Total Wrote	Achieved 30 - 100%	% Achieved at 30% and Above
					CAPE WINELANDS	LUCKHOFF SEK.	1007723	2024	4	20	15	75.0				103	76	73.8				108	108	100.0	63	52	82.5	125	115	92.0	64	39	60.9	132	117	88.6	36
		1007723	2023	4	23	5	21.7				73	38	52.1				81	81	100.0	41	33	80.5	58	46	79.3	60	36	60.0	78	69	88.5	36	12	33.3	33	10	30.3
	MAKUPULA SEC	1007730	2024	1	27	22	81.5				206	188	91.3	148	129	87.2	206	206	100.0				35	30	85.7				180	162	90.0	25	6	24.0			
		1007730	2023	1	41	25	61.0				137	117	85.4	98	86	87.8	137	137	100.0				35	23	65.7				119	104	87.4	18	5	27.8			
	MASAKHEKE COMBINED SCHOOL	1008834	2024	2							59	43	72.9				65	65	100.0	61	51	83.6	25	19	76.0	40	15	37.5	54	51	94.4	11	2	18.2	6	3	50.0
		1008834	2023	2							83	46	55.4				85	83	97.6	69	47	68.1	26	14	53.8	62	16	25.8	76	52	68.4	9	4	44.4	4	4	100.0
	MONTAGU HS.	1008835	2024	4	15	15	100.0				32	28	87.5				104	104	100.0	12	12	100.0	70	61	87.1	43	40	93.0	95	91	95.8	24	21	87.5	15	15	100.0
		1008835	2023	4	12	12	100.0				13	12	92.3				77	77	100.0	15	15	100.0	60	43	71.7	34	25	73.5	72	71	98.6	16	13	81.3	11	10	90.9
	MONTANA HS.	1008836	2024	5	18	16	88.9				32	28	87.5				63	63	100.0	8	8	100.0	29	27	93.1	28	26	92.9	55	55	100.0	20	20	100.0	10	10	100.0
		1008836	2023	5	18	15	83.3				25	21	84.0				58	58	100.0	7	7	100.0	31	30	96.8	36	28	77.8	51	51	100.0	18	18	100.0	11	11	100.0
	NEW ORLEANS SEK.	1007727	2024	3	26	25	96.2				156	105	67.3	50	32	64.0	166	166	100.0	72	65	90.3	144	117	81.3	111	62	55.9	188	159	84.6	52	21	40.4	41	16	39.0
		1007727	2023	3	24	23	95.8				153	96	62.7	44	33	75.0	171	171	100.0	108	91	84.3	157	124	79.0	132	63	47.7	167	123	73.7	79	28	35.4	44	27	61.4
	NOORDER-PAARL SEK.	1007728	2024	3	48	45	93.8				179	133	74.3				162	161	99.4	186	143	76.9	126	85	67.5	62	53	85.5	251	179	71.3	29	19	65.5	19	7	36.8
		1007728	2023	3	38	32	84.2				125	83	66.4				106	106	100.0	174	141	81.0	125	95	76.0	78	54	69.2	187	144	77.0	38	25	65.8	20	13	65.0
	NOUVEAU - PAARL	1007763	2024	99							1	1	100.0				1	1	100.0										1	1	100.0						
		1007763	2023	99							1	0	0.0																2	2	100.0						
	PAARL GIRLS HS.	1007729	2024	5	41	41	100.0							45	45	100.0	67	67	100.0	27	27	100.0	11	11	100.0	91	88	96.7	32	32	100.0	96	94	97.9	54	53	98.1
		1007729	2023	5	64	64	100.0							65	65	100.0	58	58	100.0	11	11	100.0	15	15	100.0	66	66	100.0	34	34	100.0	100	99	99.0	50	50	100.0
	PAUL ROOS GIMNASIUM	1007732	2024	5	107	107	100.0				93	91	97.8	35	35	100.0	103	103	100.0	51	51	100.0	34	32	94.1	67	66	98.5	66	66	100.0	165	165	100.0	96	95	99.0
		1007732	2023	5	83	81	97.6				69	68	98.6	39	38	97.4	111	111	100.0	65	64	98.5	47	45	95.7	89	87	97.8	52	52	100.0	198	195	98.5	124	120	96.8

Province Districts	Centre Name	Centre Number	Exam Date	Quintile	Accounting			Agricultural Sciences			Business Studies			Economics			English First Additional Language			Geography			History			Life Sciences			Mathematical Literacy			Mathematics			Physical Sciences		
					Total Wrote	Achieved 30 - 100%	% Achieved at 30% and Above	Total Wrote	Achieved 30 - 100%	% Achieved at 30% and Above	Total Wrote	Achieved 30 - 100%	% Achieved at 30% and Above	Total Wrote	Achieved 30 - 100%	% Achieved at 30% and Above	Total Wrote	Achieved 30 - 100%	% Achieved at 30% and Above	Total Wrote	Achieved 30 - 100%	% Achieved at 30% and Above	Total Wrote	Achieved 30 - 100%	% Achieved at 30% and Above	Total Wrote	Achieved 30 - 100%	% Achieved at 30% and Above	Total Wrote	Achieved 30 - 100%	% Achieved at 30% and Above	Total Wrote	Achieved 30 - 100%	% Achieved at 30% and Above	Total Wrote	Achieved 30 - 100%	% Achieved at 30% and Above
					CAPE WINELANDS	PAULUS JOUBERT SEK.	1007733	2024	2	6	4	66.7				19	16	84.2	13	10	76.9	215	210	97.7	70	57	81.4	206	124	60.2	29	18	62.1	203	133	65.5	12
		1007733	2023	2	11	6	54.5				19	13	68.4	15	8	53.3	254	249	98.0	86	68	79.1	242	124	51.2	72	20	27.8	252	153	60.7	4	3	75.0	2	1	50.0
	PIONIER-SKOOL	1008840	2024	99							2	2	100.0				4	4	100.0				6	5	83.3				6	6	100.0						
		1008840	2023	99							4	4	100.0				4	4	100.0				4	4	100.0	3	1	33.3	5	5	100.0	2	0	0.0			
	RHENISH GIRLS' HS.	1007734	2024	5	40	38	95.0				7	7	100.0							28	28	100.0	34	34	100.0	105	105	100.0	48	48	100.0	99	99	100.0	72	72	100.0
		1007734	2023	5	39	38	97.4				6	6	100.0							24	24	100.0	41	41	100.0	107	107	100.0	48	48	100.0	92	92	100.0	72	72	100.0
	ROBERTSON HS.	1008843	2024	5	32	32	100.0				30	30	100.0				68	68	100.0	24	24	100.0	34	34	100.0	22	22	100.0	67	65	97.0	31	31	100.0	18	17	94.4
		1008843	2023	5	31	31	100.0				29	29	100.0				74	74	100.0	48	48	100.0	43	40	93.0	35	34	97.1	70	69	98.6	35	33	94.3	15	15	100.0
	ROBERTSON LOGOS CHRISTIAN SCHOOL	1008916	2024	99							4	4	100.0							5	5	100.0				6	6	100.0	4	4	100.0	6	6	100.0	2	2	100.0
		1008916	2023	99	1	1	100.0				3	3	100.0				0	0		3	3	100.0				5	5	100.0	6	6	100.0	4	3	75.0	3	2	66.7
	ROODEZANDT SEK.	1008844	2024	3	18	7	38.9				36	32	88.9	36	27	75.0	145	145	100.0	90	78	86.7	48	29	60.4	68	22	32.4	122	83	68.0	24	6	25.0	11	0	0.0
		1008844	2023	3	8	3	37.5				32	13	40.6	34	11	32.4	130	130	100.0	83	67	80.7	78	42	53.8	78	40	51.3	104	74	71.2	28	9	32.1	15	4	26.7
	SKURWEBERG SEK.	1008845	2024	3							49	17	34.7				97	97	100.0	18	10	55.6	29	27	93.1	11	4	36.4	99	61	61.6						
		1008845	2023	3							35	18	51.4				89	87	97.8	45	18	40.0	22	20	90.9	10	6	60.0	90	54	60.0						
	SOMERSET HIGH SCHOOL	1008921	2024	4	9	7	77.8				69	62	89.9										90	85	94.4	33	31	93.9	86	74	86.0	16	9	56.3	12	9	75.0
		1008921	2023	4	9	7	77.8				55	46	83.6										81	74	91.4	36	30	83.3	78	66	84.6	13	6	46.2	9	8	88.9
	STELLENBOSCH HS.	1007737	2024	5	26	25	96.2							32	25	78.1	83	83	100.0	33	33	100.0	37	29	78.4	87	83	95.4	80	79	98.8	68	67	98.5	60	57	95.0
		1007737	2023	5	20	20	100.0							28	27	96.4	61	61	100.0	31	31	100.0	23	22	95.7	67	62	92.5	52	52	100.0	58	57	98.3	43	42	97.7
	STELLENBOSCH WALDORF SCHOOL	1008919	2024	5																5	5	100.0	4	4	100.0	8	7	87.5	4	4	100.0	4	3	75.0	4	2	50.0
		1008919	2023	5																			6	6	100.0	9	8	88.9	4	4	100.0	5	3	60.0	3	2	66.7

Province Districts	Centre Name	Centre Number	Exam Date	Quintile	Accounting			Agricultural Sciences			Business Studies			Economics			English First Additional Language			Geography			History			Life Sciences			Mathematical Literacy			Mathematics			Physical Sciences							
					Total Wrote	Achieved 30 - 100%	% Achieved at 30% and Above	Total Wrote	Achieved 30 - 100%	% Achieved at 30% and Above	Total Wrote	Achieved 30 - 100%	% Achieved at 30% and Above	Total Wrote	Achieved 30 - 100%	% Achieved at 30% and Above	Total Wrote	Achieved 30 - 100%	% Achieved at 30% and Above	Total Wrote	Achieved 30 - 100%	% Achieved at 30% and Above	Total Wrote	Achieved 30 - 100%	% Achieved at 30% and Above	Total Wrote	Achieved 30 - 100%	% Achieved at 30% and Above	Total Wrote	Achieved 30 - 100%	% Achieved at 30% and Above	Total Wrote	Achieved 30 - 100%	% Achieved at 30% and Above	Total Wrote	Achieved 30 - 100%	% Achieved at 30% and Above					
					CAPE WINELANDS	STELLENZICHT SEK.	1007738	2024	2							29	18	62.1				72	72	100.0	25	22	88.0	35	31	88.6				71	50	70.4						
		1007738	2023	2							44	16	36.4				99	98	99.0	54	18	33.3	86	50	58.1	18	8	44.4	100	67	67.0											
	TULBAGH HS.	1008850	2024	5	3	3	100.0				74	59	79.7	12	6	50.0	112	112	100.0	67	50	74.6	49	38	77.6	22	13	59.1	109	83	76.1	3	1	33.3	3	1	33.3					
		1008850	2023	5	8	2	25.0				99	58	58.6	12	6	50.0	113	113	100.0	78	58	74.4	33	21	63.6	54	15	27.8	108	87	80.6	5	0	0.0								
	VAN CUTSEM COMBINED SCHOOL	1008851	2024	1	30	17	56.7				39	35	89.7	39	32	82.1	132	132	100.0	93	63	67.7	69	54	78.3	25	13	52.0	107	70	65.4	25	16	64.0	23	13	56.5					
	VUSISIZWE SEC	1008853	2024	1							81	61	75.3	32	20	62.5	216	215	99.5	104	74	71.2	209	168	80.4	73	26	35.6	207	133	64.3	9	3	33.3	8	3	37.5					
		1008853	2023	1							54	27	50.0	65	14	21.5	190	189	99.5	72	49	68.1	186	142	76.3	71	21	29.6	180	108	60.0	11	2	18.2	5	2	40.0					
	WELLINGTON SEC.	1005565	2024	3							61	39	63.9				140	139	99.3	145	113	77.9	136	116	85.3	112	59	52.7	169	134	79.3	26	10	38.5	21	15	71.4					
		1005565	2023	3							41	22	53.7				120	120	100.0	163	122	74.8	161	112	69.6	140	62	44.3	155	114	73.5	26	14	53.8	20	16	80.0					
	WELTEVREDE SEK.	1007744	2024	4	7	6	85.7				29	19	65.5				84	84	100.0	38	35	92.1	59	45	76.3	37	12	32.4	82	58	70.7	2	2	100.0								
		1007744	2023	4	9	3	33.3				44	17	38.6				100	100	100.0	38	28	73.7	78	42	53.8	44	14	31.8	101	67	66.3											
	WOLSELEY SEK.	1008866	2024	4	7	7	100.0				93	90	96.8	30	12	40.0	102	102	100.0	12	12	100.0	83	71	85.5	45	31	68.9	90	79	87.8	12	11	91.7	9	6	66.7					
		1008866	2023	4	12	12	100.0				98	71	72.4	28	13	46.4	102	102	100.0	7	7	100.0	83	69	83.1	27	16	59.3	91	61	67.0	10	8	80.0	4	4	100.0					
	WORCESTER GIMNASIUM	1008859	2024	5	21	21	100.0				69	58	84.1				119	119	100.0	38	37	97.4	62	59	95.2	106	99	93.4	122	120	98.4	88	81	92.0	44	40	90.9					
		1008859	2023	5	18	17	94.4				72	64	88.9				109	109	100.0	28	26	92.9	40	38	95.0	105	92	87.6	117	117	100.0	83	81	97.6	47	47	100.0					
	WORCESTER SEK.	1008861	2024	2	8	6	75.0				31	21	67.7				99	99	100.0	8	6	75.0	60	46	76.7	46	12	26.1	92	67	72.8	7	0	0.0	4	0	0.0					
		1008861	2023	2	8	5	62.5				49	11	22.4				160	159	99.4	34	13	38.2	91	39	42.9	72	15	20.8	156	72	46.2	7	5	71.4	4	2	50.0					
	ZWELETHEMBA HIGH SCHOOL	1008920	2024	1	10	9	90.0				93	84	90.3				119	119	100.0	32	24	75.0	87	79	90.8	108	67	62.0	75	55	73.3	46	30	65.2	34	31	91.2					
		1008920	2023	1							99	74	74.7	24	10	41.7	132	132	100.0	59	46	78.0	89	59	66.3	110	46	41.8				131	21	16.0	23	19	82.6					

Province Districts	Centre Name	Centre Number	Exam Date	Quintile	Accounting			Agricultural Sciences			Business Studies			Economics			English First Additional Language			Geography			History			Life Sciences			Mathematical Literacy			Mathematics			Physical Sciences		
					Total Wrote	Achieved 30 - 100%	% Achieved at 30% and Above	Total Wrote	Achieved 30 - 100%	% Achieved at 30% and Above	Total Wrote	Achieved 30 - 100%	% Achieved at 30% and Above	Total Wrote	Achieved 30 - 100%	% Achieved at 30% and Above	Total Wrote	Achieved 30 - 100%	% Achieved at 30% and Above	Total Wrote	Achieved 30 - 100%	% Achieved at 30% and Above	Total Wrote	Achieved 30 - 100%	% Achieved at 30% and Above	Total Wrote	Achieved 30 - 100%	% Achieved at 30% and Above	Total Wrote	Achieved 30 - 100%	% Achieved at 30% and Above	Total Wrote	Achieved 30 - 100%	% Achieved at 30% and Above	Total Wrote	Achieved 30 - 100%	% Achieved at 30% and Above
					EDEN & CENTRAL KAROO	ALBERTINIA HS.	1003301	2024	3	10	9	90.0				49	46	93.9				53	53	100.0						8	8	100.0	47	43	91.5	6	5
		1003301	2023	3	13	9	69.2				33	29	87.9				36	36	100.0						4	4	100.0	29	29	100.0	7	6	85.7	3	3	100.0	
	AURIAL COLLEGE	1003391	2024	3												70	70	100.0	44	35	79.5	45	36	80.0				69	46	66.7							
		1003391	2023	3												97	97	100.0	68	39	57.4	71	31	43.7				98	53	54.1							
	BASTIAANSE SEK.	1003302	2024	3	3	3	100.0				44	39	88.6	29	24	82.8	162	162	100.0	15	15	100.0	114	95	83.3	19	11	57.9	156	93	59.6	7	1	14.3	4	1	25.0
		1003302	2023	3	3	1	33.3				26	11	42.3	26	15	57.7	167	167	100.0	24	21	87.5	118	71	60.2	25	15	60.0	162	98	60.5	8	5	62.5	7	4	57.1
	BEAUFORT-WES SEK.	1003351	2024	3	35	13	37.1				88	62	70.5	45	41	91.1	197	196	99.5	108	79	73.1	121	98	81.0	26	17	65.4	159	107	67.3	27	7	25.9	21	5	23.8
		1003351	2023	3	53	32	60.4				69	54	78.3	58	47	81.0	222	221	99.5	154	97	63.0	113	66	58.4	33	31	93.9	185	121	65.4	22	12	54.5	15	13	86.7
	BRIDGTON SEK.	1003304	2024	3	14	14	100.0				67	55	82.1	16	16	100.0	198	198	100.0	39	35	89.7	160	150	93.8	55	41	74.5	177	151	85.3	20	18	90.0	18	15	83.3
		1003304	2023	3	18	18	100.0				87	64	73.6	11	11	100.0	186	186	100.0	32	26	81.3	161	146	90.7	36	19	52.8	166	139	83.7	20	20	100.0	12	11	91.7
	CALITZDORP HS.	1003305	2024	4												48	47	97.9							17	9	52.9	49	35	71.4							
		1003305	2023	4												45	45	100.0							13	3	23.1	45	25	55.6							
	CONCORDIA HIGH SCHOOL	1003421	2024	2							46	32	69.6				129	129	100.0	83	77	92.8	69	64	92.8	54	45	83.3	111	92	82.9	19	16	84.2	12	11	91.7
		1003421	2023	2							49	31	63.3				128	128	100.0	80	70	87.5	63	54	85.7	64	31	48.4	110	86	78.2	19	11	57.9	17	12	70.6
	DE RUST SEK.	1003384	2024	1	9	9	100.0				56	45	80.4				55	55	100.0				56	51	91.1	15	13	86.7	51	37	72.5	5	3	60.0			
		1003384	2023	1	8	7	87.5				50	29	58.0				49	49	100.0				50	41	82.0	11	9	81.8	40	20	50.0	10	4	40.0			
	DYSELSDORP SEK.	1003308	2024	1							42	40	95.2				86	86	100.0	70	62	88.6	82	78	95.1				86	78	90.7						
		1003308	2023	1							45	27	60.0				113	113	100.0	101	80	79.2	101	67	66.3	20	16	80.0	113	72	63.7						
	EDEN TEGNIESE HOËRSKOOI	1003341	2024	5							66	49	74.2				87	87	100.0	32	28	87.5	68	61	89.7	46	19	41.3	123	104	84.6	29	16	55.2	16	11	68.8
		1003341	2023	5							97	75	77.3				83	83	100.0	26	24	92.3	60	53	88.3	52	25	48.1	126	118	93.7	29	12	41.4	13	12	92.3



Province Districts	Centre Name	Centre Number	Exam Date	Quintile	Accounting			Agricultural Sciences			Business Studies			Economics			English First Additional Language			Geography			History			Life Sciences			Mathematical Literacy			Mathematics			Physical Sciences					
					Total Wrote	Achieved 30 - 100%	% Achieved at 30% and Above	Total Wrote	Achieved 30 - 100%	% Achieved at 30% and Above	Total Wrote	Achieved 30 - 100%	% Achieved at 30% and Above	Total Wrote	Achieved 30 - 100%	% Achieved at 30% and Above	Total Wrote	Achieved 30 - 100%	% Achieved at 30% and Above	Total Wrote	Achieved 30 - 100%	% Achieved at 30% and Above	Total Wrote	Achieved 30 - 100%	% Achieved at 30% and Above	Total Wrote	Achieved 30 - 100%	% Achieved at 30% and Above	Total Wrote	Achieved 30 - 100%	% Achieved at 30% and Above	Total Wrote	Achieved 30 - 100%	% Achieved at 30% and Above						
					EDEN & CENTRAL KAROO	FEZEKILE SEC	1003309	2024	1	22	9	40.9				23	23	100.0	79	67	84.8	78	78	100.0	56	47	83.9	55	50	90.9				77	65	84.4	2	2	100.0	
		1003309	2023	1	22	8	36.4				22	20	90.9	88	76	86.4	88	88	100.0	66	48	72.7	66	47	71.2				88	75	85.2									
	GEORGE ROYAL ACADEMY	1003904	2024	99																7	6	85.7				5	4	80.0	12	12	100.0									
	GEORGE SEK.	1003311	2024	3	19	16	84.2				181	133	73.5	66	46	69.7	328	328	100.0	59	54	91.5	36	29	80.6	108	57	52.8	285	214	75.1	47	37	78.7	24	18	75.0			
		1003311	2023	3	27	22	81.5				167	129	77.2	89	60	67.4	260	260	100.0	50	46	92.0	36	28	77.8	101	65	64.4	190	154	81.1	70	25	35.7	16	12	75.0			
	GERRIT DU PLESSIS SEK.	1003312	2024	3							27	25	92.6	68	61	89.7	128	128	100.0	128	125	97.7	26	26	100.0	41	27	65.9	122	107	87.7	6	4	66.7						
		1003312	2023	3	2	2	100.0				30	20	66.7	66	61	92.4	110	110	100.0	111	101	91.0	44	31	70.5	36	29	80.6	99	77	77.8	11	9	81.8						
	GROOT-BRAKRIVIER SEK.	1003313	2024	3	10	9	90.0				23	19	82.6	23	21	91.3	122	122	100.0	48	44	91.7	65	54	83.1	24	18	75.0	116	108	93.1	6	3	50.0						
		1003313	2023	3	18	12	66.7				24	22	91.7	23	22	95.7	97	97	100.0	43	42	97.7	38	30	78.9	25	18	72.0	94	76	80.9	3	2	66.7						
	HAARLEM SEK.	1003314	2024	1																																				
		1003314	2023	1																																				
	HEATHERLANDS HIGH SCHOOL	1003901	2024	5							21	17	81.0							54	54	100.0	31	21	67.7				19	16	84.2	66	46	69.7	18	4	22.2	7	1	14.3
		1003901	2023	5							36	22	61.1							31	31	100.0	29	22	75.9	45	38	84.4	9	9	100.0	56	46	82.1						
	HEIDELBERG HS.	1008824	2024	5	6	5	83.3													22	22	100.0				14	14	100.0	8	8	100.0	18	17	94.4	4	3	75.0	4	2	50.0
		1008824	2023	5	6	6	100.0													29	29	100.0				20	20	100.0	9	9	100.0	24	24	100.0	5	5	100.0	4	4	100.0
	HILLCREST SEK.	1003315	2024	4	27	20	74.1				119	109	91.6	20	19	95.0	132	132	100.0							189	169	89.4	67	50	74.6	181	152	84.0	35	17	48.6	27	15	55.6
		1003315	2023	4							114	108	94.7							141	141	100.0				205	185	90.2	65	57	87.7	193	171	88.6	12	11	91.7	12	12	100.0
	IMIZAMO YETHU SEC	1003316	2024	1	14	8	57.1	19	17	89.5	54	43	79.6	53	37	69.8	228	228	100.0	158	111	70.3	143	103	72.0	46	40	87.0	203	147	72.4	27	25	92.6	23	21	91.3			
		1003316	2023	1	16	10	62.5	34	13	38.2	89	46	51.7	56	38	67.9	196	194	99.0	72	49	68.1	76	54	71.1	46	28	60.9	177	127	71.8	19	17	89.5	16	10	62.5			

Province Districts	Centre Name	Centre Number	Exam Date	Quintile	Accounting			Agricultural Sciences			Business Studies			Economics			English First Additional Language			Geography			History			Life Sciences			Mathematical Literacy			Mathematics			Physical Sciences		
					Total Wrote	Achieved 30 - 100%	% Achieved at 30% and Above	Total Wrote	Achieved 30 - 100%	% Achieved at 30% and Above	Total Wrote	Achieved 30 - 100%	% Achieved at 30% and Above	Total Wrote	Achieved 30 - 100%	% Achieved at 30% and Above	Total Wrote	Achieved 30 - 100%	% Achieved at 30% and Above	Total Wrote	Achieved 30 - 100%	% Achieved at 30% and Above	Total Wrote	Achieved 30 - 100%	% Achieved at 30% and Above	Total Wrote	Achieved 30 - 100%	% Achieved at 30% and Above	Total Wrote	Achieved 30 - 100%	% Achieved at 30% and Above	Total Wrote	Achieved 30 - 100%	% Achieved at 30% and Above	Total Wrote	Achieved 30 - 100%	% Achieved at 30% and Above
					EDEN & CENTRAL KAROO	INDWE SEC	1003317	2024	1	50	37	74.0				211	163	77.3				258	257	99.6	151	135	89.4	161	149	92.5	47	37	78.7	208	184	88.5	50
		1003317	2023	1	34	22	64.7				184	137	74.5				225	225	100.0	173	135	78.0	150	124	82.7	41	30	73.2	188	157	83.5	37	26	70.3	22	17	77.3
	JONGA STREET SECONDARY SCHOOL	1003902	2024	2													278	278	100.0	242	199	82.2	115	100	87.0	93	71	76.3	236	167	70.8	42	32	76.2	28	24	85.7
		1003902	2023	2													207	206	99.5	171	133	77.8	89	79	88.8	118	70	59.3	159	125	78.6	50	21	42.0	36	24	66.7
	KAIROS SEK.	1008830	2024	4	13	12	92.3				61	56	91.8				77	77	100.0				52	51	98.1	24	13	54.2	75	65	86.7						
		1008830	2023	4	20	15	75.0				56	48	85.7				84	84	100.0				50	50	100.0	28	10	35.7	84	75	89.3						
	KNYSNA HS.	1003318	2024	5	11	11	100.0				46	44	95.7				47	47	100.0	21	21	100.0	50	49	98.0	50	49	98.0	74	71	95.9	25	23	92.0	17	15	88.2
		1003318	2023	5	13	13	100.0				66	58	87.9				44	44	100.0	28	28	100.0	44	42	95.5	46	38	82.6	85	83	97.6	29	27	93.1	20	18	90.0
	KNYSNA SEK.	1003319	2024	4	4	3	75.0				70	53	75.7	29	25	86.2	189	189	100.0	120	106	88.3	114	89	78.1	42	27	64.3	176	146	83.0	14	8	57.1	6	3	50.0
		1003319	2023	4	7	2	28.6				77	27	35.1	48	20	41.7	180	178	98.9	92	69	75.0	76	42	55.3	38	13	34.2	168	115	68.5	13	7	53.8	10	5	50.0
	LADISMITH HS.	1003320	2024	5	5	3	60.0				29	26	89.7				36	36	100.0							7	6	85.7	33	26	78.8	3	3	100.0	2	2	100.0
		1003320	2023	5	8	7	87.5				15	14	93.3				48	48	100.0							34	17	50.0	37	36	97.3	12	7	58.3	8	6	75.0
	LADISMITH SEK.	1003321	2024	4							35	29	82.9				84	84	100.0	41	40	97.6	44	42	95.5				76	58	76.3						
		1003321	2023	4							34	20	58.8				90	90	100.0	56	44	78.6	56	50	89.3				90	64	71.1						
	LAINGSBURG HS.	1008831	2024	4							19	9	47.4				52	52	100.0	33	25	75.8	29	29	100.0	11	10	90.9	43	34	79.1	9	1	11.1			
		1008831	2023	4							25	11	44.0				62	62	100.0	37	29	78.4	40	30	75.0	14	12	85.7	58	41	70.7	4	1	25.0			
	LANGENHOVEN GIMNASIUM	1003322	2024	5	26	26	100.0				33	33	100.0				114	114	100.0	39	39	100.0				43	42	97.7	69	69	100.0	48	48	100.0	28	26	92.9
		1003322	2023	5	15	15	100.0				35	35	100.0				108	108	100.0	37	36	97.3				42	41	97.6	68	68	100.0	47	47	100.0	34	33	97.1
	LANGENHOVEN HS.	1008833	2024	5	13	13	100.0				36	35	97.2				98	98	100.0	38	38	100.0				32	32	100.0	64	63	98.4	33	32	97.0	24	22	91.7
		1008833	2023	5	17	17	100.0				31	30	96.8				97	97	100.0	36	36	100.0				32	32	100.0	58	58	100.0	39	39	100.0	29	27	93.1

Province Districts	Centre Name	Centre Number	Exam Date	Quintile	Accounting			Agricultural Sciences			Business Studies			Economics			English First Additional Language			Geography			History			Life Sciences			Mathematical Literacy			Mathematics			Physical Sciences		
					Total Wrote	Achieved 30 - 100%	% Achieved at 30% and Above	Total Wrote	Achieved 30 - 100%	% Achieved at 30% and Above	Total Wrote	Achieved 30 - 100%	% Achieved at 30% and Above	Total Wrote	Achieved 30 - 100%	% Achieved at 30% and Above	Total Wrote	Achieved 30 - 100%	% Achieved at 30% and Above	Total Wrote	Achieved 30 - 100%	% Achieved at 30% and Above	Total Wrote	Achieved 30 - 100%	% Achieved at 30% and Above	Total Wrote	Achieved 30 - 100%	% Achieved at 30% and Above	Total Wrote	Achieved 30 - 100%	% Achieved at 30% and Above	Total Wrote	Achieved 30 - 100%	% Achieved at 30% and Above			
					EDEN & CENTRAL KAROO	MANDLENKOSI SEC	1003323	2024	3	6	6	100.0				27	19	70.4				77	77	100.0	71	50	70.4	32	28	87.5	18	16	88.9	60	46	76.7	17
		1003323	2023	3	6	4	66.7				40	23	57.5				80	80	100.0	75	60	80.0	37	25	67.6	41	22	53.7	63	49	77.8	18	12	66.7	14	11	78.6
	MORESTER SEK	1003326	2024	3													137	137	100.0	32	28	87.5	73	57	78.1	20	14	70.0	71	42	59.2	10	10	100.0			
		1003326	2023	3	9	4	44.4				36	24	66.7	36	23	63.9	181	181	100.0	37	28	75.7	72	45	62.5	24	7	29.2	98	68	69.4	14	10	71.4			
	MURRAY HIGH SCHOOL	1003328	2024	2							78	63	80.8				296	295	99.7	158	143	90.5	124	120	96.8	97	56	57.7	274	204	74.5	26	25	96.2	26	24	92.3
		1003328	2023	2							121	86	71.1	14	12	85.7	214	214	100.0	97	94	96.9	66	59	89.4	97	70	72.2	187	153	81.8	31	29	93.5	31	31	100.0
	MURRAYSBURG HS	1003329	2024	3	6	6	100.0				19	11	57.9				51	51	100.0				37	31	83.8	8	6	75.0	50	33	66.0	2	1	50.0			
		1003329	2023	3	15	9	60.0				9	8	88.9				55	55	100.0				39	27	69.2	17	8	47.1	55	43	78.2						
	OAKDALE LANDBOUSKOOL	1003330	2024	5	19	19	100.0	39	38	97.4				21	20	95.2	84	84	100.0							29	28	96.6	43	43	100.0	41	41	100.0	29	28	96.6
		1003330	2023	5	17	17	100.0	36	36	100.0				10	10	100.0	77	77	100.0							25	24	96.0	29	29	100.0	48	47	97.9	38	33	86.8
	OUDTSHOORN HS.	1003331	2024	5	10	9	90.0				29	29	100.0				44	44	100.0	14	14	100.0	1	1	100.0	34	25	73.5	45	45	100.0	31	27	87.1	15	8	53.3
		1003331	2023	5	22	15	68.2				44	43	97.7				46	46	100.0	11	11	100.0				19	17	89.5	56	56	100.0	38	37	97.4	21	18	85.7
	OUTENIQUA HS.	1003334	2024	5	72	72	100.0	15	14	93.3	133	125	94.0	28	28	100.0	265	265	100.0	25	25	100.0	44	43	97.7	73	73	100.0	153	153	100.0	138	136	98.6	65	63	96.9
		1003334	2023	5	85	84	98.8	24	22	91.7	128	125	97.7	32	32	100.0	306	306	100.0	43	43	100.0	67	66	98.5	94	84	89.4	160	159	99.4	159	158	99.4	69	69	100.0
	PACALTSDORP SEK.	1003335	2024	4	7	6	85.7				90	67	74.4	19	13	68.4	202	202	100.0	108	85	78.7	33	31	93.9	78	31	39.7	197	155	78.7	5	4	80.0	5	4	80.0
		1003335	2023	4	10	7	70.0				71	44	62.0	51	26	51.0	199	199	100.0	121	90	74.4	38	18	47.4	65	29	44.6	177	130	73.4	21	13	61.9	16	12	75.0
	PARKDENE SEK.	1003337	2024	3	11	7	63.6				22	22	100.0	28	27	96.4	208	208	100.0				81	59	72.8	29	15	51.7	197	135	68.5	11	9	81.8			
		1003337	2023	3	8	4	50.0				14	14	100.0	18	14	77.8	176	176	100.0				55	42	76.4	12	8	66.7	179	119	66.5	2	2	100.0			
	PERCY MDALA HS.	1003338	2024	1	37	24	64.9				151	130	86.1	37	34	91.9	257	257	100.0	67	63	94.0	81	78	96.3	90	74	82.2	225	192	85.3	32	28	87.5	24	17	70.8
		1003338	2023	1	27	15	55.6				100	79	79.0	27	22	81.5	194	194	100.0	97	83	85.6	80	69	86.3	92	61	66.3	173	146	84.4	24	21	87.5	19	17	89.5

Province Districts	Centre Name	Centre Number	Exam Date	Quintile	Accounting			Agricultural Sciences			Business Studies			Economics			English First Additional Language			Geography			History			Life Sciences			Mathematical Literacy			Mathematics			Physical Sciences		
					Total Wrote	Achieved 30 - 100%	% Achieved at 30% and Above	Total Wrote	Achieved 30 - 100%	% Achieved at 30% and Above	Total Wrote	Achieved 30 - 100%	% Achieved at 30% and Above	Total Wrote	Achieved 30 - 100%	% Achieved at 30% and Above	Total Wrote	Achieved 30 - 100%	% Achieved at 30% and Above	Total Wrote	Achieved 30 - 100%	% Achieved at 30% and Above	Total Wrote	Achieved 30 - 100%	% Achieved at 30% and Above	Total Wrote	Achieved 30 - 100%	% Achieved at 30% and Above	Total Wrote	Achieved 30 - 100%	% Achieved at 30% and Above	Total Wrote	Achieved 30 - 100%	% Achieved at 30% and Above			
					EDEN & CENTRAL KAROO	PLETTENBERGBAAI SEK.	1003339	2024	3	3	3	100.0				53	44	83.0	20	19	95.0	173	173	100.0	60	57	95.0	169	154	91.1	45	25	55.6	167	131	78.4	10
		1003339	2023	3	4	4	100.0				50	22	44.0	18	13	72.2	150	150	100.0	48	41	85.4	142	94	66.2	35	19	54.3	140	104	74.3	15	6	40.0	9	6	66.7
	PROTEA HIGH SCHOOL	1003903	2024	3												48	48	100.0				48	45	93.8				48	34	70.8							
		1003903	2023	3												31	31	100.0				32	20	62.5				32	21	65.6							
	PUNT HS.	1003340	2024	5	47	46	97.9				124	122	98.4	34	33	97.1	143	143	100.0	17	16	94.1				86	79	91.9	143	143	100.0	89	81	91.0	36	35	97.2
		1003340	2023	5	29	29	100.0				79	76	96.2	25	25	100.0	151	151	100.0	30	30	100.0				92	77	83.7	130	130	100.0	90	84	93.3	42	40	95.2
	SAO BRAS SEK.	1003342	2024	4	18	12	66.7				54	50	92.6	37	28	75.7	140	140	100.0	37	28	75.7	77	64	83.1	28	21	75.0	115	103	89.6	26	20	76.9	13	8	61.5
		1003342	2023	4	27	15	55.6				48	39	81.3	36	30	83.3	182	182	100.0	80	62	77.5	111	90	81.1	74	31	41.9	152	147	96.7	30	21	70.0	13	11	84.6
	SENTRAAL HS.	1003343	2024	5	10	10	100.0				42	35	83.3				39	39	100.0							29	26	89.7	51	48	94.1	16	15	93.8	14	13	92.9
		1003343	2023	5	4	3	75.0				36	32	88.9				35	35	100.0							36	24	66.7	35	35	100.0	23	18	78.3	13	10	76.9
	SHALOM AKADEMIE	1003307	2024	99	1	1	100.0				1	1	100.0				3	3	100.0							2	2	100.0				3	3	100.0			
		1003307	2023	99	2	2	100.0				3	3	100.0				12	12	100.0							7	7	100.0	7	7	100.0	5	5	100.0	3	3	100.0
	THEMBALETHU SEC.	1003306	2024	2							81	66	81.5	81	61	75.3	246	246	100.0	128	103	80.5	101	86	85.1	64	54	84.4	183	152	83.1	64	34	53.1	64	27	42.2
		1003306	2023	2							73	66	90.4	73	59	80.8	246	246	100.0	152	128	84.2	106	91	85.8	68	53	77.9	179	155	86.6	68	47	69.1	67	48	71.6
	UNIONDALE HS.	1003345	2024	4							66	54	81.8				72	72	100.0	20	19	95.0				21	14	66.7	64	51	79.7	8	3	37.5	6	4	66.7
		1003345	2023	4							70	48	68.6				76	76	100.0	25	20	80.0				21	16	76.2	68	53	77.9	8	2	25.0	5	0	0.0

Province Districts	Centre Name	Centre Number	Exam Date	Quintile	Accounting			Agricultural Sciences			Business Studies			Economics			English First Additional Language			Geography			History			Life Sciences			Mathematical Literacy			Mathematics			Physical Sciences							
					Total Wrote	Achieved 30 - 100%	% Achieved at 30% and Above	Total Wrote	Achieved 30 - 100%	% Achieved at 30% and Above	Total Wrote	Achieved 30 - 100%	% Achieved at 30% and Above	Total Wrote	Achieved 30 - 100%	% Achieved at 30% and Above	Total Wrote	Achieved 30 - 100%	% Achieved at 30% and Above	Total Wrote	Achieved 30 - 100%	% Achieved at 30% and Above	Total Wrote	Achieved 30 - 100%	% Achieved at 30% and Above	Total Wrote	Achieved 30 - 100%	% Achieved at 30% and Above	Total Wrote	Achieved 30 - 100%	% Achieved at 30% and Above	Total Wrote	Achieved 30 - 100%	% Achieved at 30% and Above								
					EDEN & CENTRAL KAROO	WITTEDRIFT HS.	1003347	2024	5						55	50	90.9				35	35	100.0				28	28	100.0	45	41	91.1	54	52	96.3	14	11	78.6	8	7	87.5	
		1003347	2023	5						30	30	100.0				31	31	100.0				16	15	93.8	39	39	100.0	37	37	100.0	14	14	100.0	8	5	62.5						
	YORK HS.	1003348	2024	5	20	20	100.0			125	123	98.4	3	3	100.0				49	49	100.0	46	45	97.8	91	85	93.4	107	106	99.1	79	74	93.7	55	51	92.7						
		1003348	2023	5	23	23	100.0			103	101	98.1							51	50	98.0	37	36	97.3	89	79	88.8	74	74	100.0	104	98	94.2	68	66	97.1						
	ZWARTBERG HS.	1003349	2024	5						20	19	95.0				69	69	100.0							15	14	93.3	65	51	78.5	4	3	75.0									
		1003349	2023	5						10	7	70.0				57	57	100.0							13	9	69.2	53	38	71.7	4	1	25.0									
	AL-AZHAR HIGH SCHOOL	1001158	2024	99						64	64	100.0												58	58	100.0	54	52	96.3	60	59	98.3	28	28	100.0	23	14	60.9				
		1001158	2023	99	1	1	100.0			64	63	98.4												69	67	97.1	62	55	88.7	58	57	98.3	36	36	100.0	30	25	83.3				
	ALEXANDER SINTON SEC.	1001102	2024	5	19	13	68.4			161	137	85.1	31	21	67.7				66	66	100.0	161	158	98.1	84	70	83.3	169	162	95.9	55	38	69.1	35	25	71.4						
		1001102	2023	5	16	8	50.0			151	129	85.4	49	48	98.0				72	66	91.7	158	153	96.8	55	50	90.9	151	143	94.7	59	37	62.7	27	25	92.6						
	ARCADIA SEN. SEK.	1001103	2024	4						44	32	72.7	19	7	36.8	7	7	100.0	26	15	57.7	26	16	61.5				44	24	54.5												
		1001103	2023	4						66	52	78.8	33	6	18.2	23	23	100.0	21	15	71.4	33	12	36.4				66	43	65.2												
	ATHLONE SEC.	1001106	2024	5						109	76	69.7							11	9	81.8	88	72	81.8	68	36	52.9	92	68	73.9	16	7	43.8	10	6	60.0						
		1001106	2023	5						125	105	84.0							26	15	57.7	108	97	89.8	98	45	45.9	96	66	68.8	29	7	24.1	16	6	37.5						
	BELGRAVIA SEC.	1001107	2024	5															146	131	89.7	66	62	93.9	160	86	53.8	92	79	85.9	68	18	26.5	36	17	47.2						
		1001107	2023	5															190	166	87.4	79	77	97.5	220	111	50.5	120	105	87.5	101	33	32.7	68	23	33.8						
	BEST COLLEGE	1009994	2024	99						10	4	40.0																														
		1009994	2023	99						13	11	84.6																														
	BISHOPS	1009910	2024	5	8	8	100.0												68	68	100.0				37	37	100.0	86	86	100.0	99	96	97.0	40	40	100.0	93	93	100.0	51	51	100.0
		1009910	2023	5	22	22	100.0												89	89	100.0				17	17	100.0	106	105	99.1	78	77	98.7	18	18	100.0	139	139	100.0	100	100	100.0

Province Districts	Centre Name	Centre Number	Exam Date	Quintile	Accounting			Agricultural Sciences			Business Studies			Economics			English First Additional Language			Geography			History			Life Sciences			Mathematical Literacy			Mathematics			Physical Sciences									
					Total Wrote	Achieved 30 - 100%	% Achieved at 30% and Above	Total Wrote	Achieved 30 - 100%	% Achieved at 30% and Above	Total Wrote	Achieved 30 - 100%	% Achieved at 30% and Above	Total Wrote	Achieved 30 - 100%	% Achieved at 30% and Above	Total Wrote	Achieved 30 - 100%	% Achieved at 30% and Above	Total Wrote	Achieved 30 - 100%	% Achieved at 30% and Above	Total Wrote	Achieved 30 - 100%	% Achieved at 30% and Above	Total Wrote	Achieved 30 - 100%	% Achieved at 30% and Above	Total Wrote	Achieved 30 - 100%	% Achieved at 30% and Above	Total Wrote	Achieved 30 - 100%	% Achieved at 30% and Above										
					METRO CENTRAL	BONTEHEUWEL SEK.	1001108	2024	4						99	81	81.8							50	41	82.0	91	77	84.6	13	13	100.0	149	114	76.5									
		1001108	2023	4						92	64	69.6							62	50	80.6	124	100	80.6	16	5	31.3	159	122	76.7														
	BRIDGETOWN SEC.	1001111	2024	4						174	123	70.7				97	97	100.0	121	95	78.5	125	92	73.6	35	24	68.6	201	132	65.7														
		1001111	2023	4						155	123	79.4							112	88	78.6	102	79	77.5	67	45	67.2	187	154	82.4														
	CAMPS BAY HS.	1001115	2024	5	14	14	100.0			105	104	99.0	27	26	96.3				14	14	100.0	87	87	100.0	41	40	97.6	84	83	98.8	67	63	94.0	31	29	93.5								
		1001115	2023	5	14	13	92.9			99	94	94.9	25	23	92.0				21	21	100.0	90	88	97.8	44	41	93.2	89	88	98.9	67	63	94.0	34	34	100.0								
	CANNONS CREEK SCHOOL	1001105	2024	5	9	9	100.0												7	7	100.0	3	3	100.0	12	12	100.0	12	12	100.0	21	21	100.0	18	18	100.0								
		1001105	2023	5	14	14	100.0												9	9	100.0	7	7	100.0	16	16	100.0	10	10	100.0	25	25	100.0	18	18	100.0								
	CAPE TOWN HS.	1001117	2024	5						63	61	96.8							92	92	100.0	71	70	98.6	94	73	77.7	94	94	100.0	45	36	80.0	34	25	73.5								
		1001117	2023	5						68	66	97.1							90	87	96.7	69	65	94.2	97	78	80.4	72	68	94.4	72	43	59.7	37	28	75.7								
	CATHKIN SEC.	1001118	2024	4						108	73	67.6							70	57	81.4	109	86	78.9				110	86	78.2														
		1001118	2023	4						77	57	74.0							77	62	80.5	41	35	85.4	36	16	44.4	77	70	90.9														
	CITY MISSION EDUCATIONAL SERVICES	1001202	2024	99																		26	17	65.4				26	15	57.7														
		1001202	2023	99																		8	3	37.5	1	1	100.0	9	5	55.6														
	CLAREMONT HS	1001203	2024	5	40	40	100.0												69	69	100.0				89	89	100.0				99	96	97.0	99	91	91.9								
		1001203	2023	5	58	57	98.3												51	51	100.0				88	87	98.9				98	93	94.9	98	91	92.9								
	CRYSTAL SEK.	1001120	2024	4						45	31	68.9				28	28	100.0	35	29	82.9	37	29	78.4	26	5	19.2	71	55	77.5														
		1001120	2023	4						50	35	70.0				25	25	100.0	41	32	78.0	47	35	74.5	37	6	16.2	86	55	64.0														
	CURRO FORESHORE	1001196	2024	99	2	2	100.0			95	85	89.5	44	37	84.1				10	10	100.0	30	28	93.3	41	32	78.0	70	69	98.6	53	38	71.7	18	9	50.0								
		1001196	2023	99	4	4	100.0			22	21	95.5							15	15	100.0	14	14	100.0	19	14	73.7	16	16	100.0	18	13	72.2	12	8	66.7								

Province Districts	Centre Name	Centre Number	Exam Date	Quintile	Accounting			Agricultural Sciences			Business Studies			Economics			English First Additional Language			Geography			History			Life Sciences			Mathematical Literacy			Mathematics			Physical Sciences					
					Total Wrote	Achieved 30 - 100%	% Achieved at 30% and Above	Total Wrote	Achieved 30 - 100%	% Achieved at 30% and Above	Total Wrote	Achieved 30 - 100%	% Achieved at 30% and Above	Total Wrote	Achieved 30 - 100%	% Achieved at 30% and Above	Total Wrote	Achieved 30 - 100%	% Achieved at 30% and Above	Total Wrote	Achieved 30 - 100%	% Achieved at 30% and Above	Total Wrote	Achieved 30 - 100%	% Achieved at 30% and Above	Total Wrote	Achieved 30 - 100%	% Achieved at 30% and Above	Total Wrote	Achieved 30 - 100%	% Achieved at 30% and Above	Total Wrote	Achieved 30 - 100%	% Achieved at 30% and Above						
					METRO CENTRAL	DARUL ISLAM ISLAMIC HS.	1001121	2024	5							35	29	82.9										31	30	96.8	20	17	85.0	27	20	74.1	27	24	88.9	21
		1001121	2023	5							30	22	73.3										37	29	78.4	17	10	58.8	20	17	85.0	24	22	91.7	13	8	61.5	7	6	85.7
	EROS SCHOOL	1009918	2024	99							23	20	87.0			12	12	100.0					20	20	100.0	5	4	80.0	25	15	60.0									
		1009918	2023	99							24	19	79.2			13	13	100.0					25	23	92.0	8	1	12.5	27	21	77.8									
	FEZEKA SEC	1006605	2024	3							73	61	83.6	73	39	53.4	279	279	100.0	208	195	93.8	188	168	89.4	208	135	64.9	153	123	80.4	124	53	42.7	92	54	58.7			
		1006605	2023	3							50	31	62.0	50	22	44.0	191	190	99.5	144	124	86.1	138	115	83.3	143	80	55.9	138	100	72.5	54	30	55.6	55	29	52.7			
	FUTURE'S ACADEMY	1009990	2024	99							3	3	100.0										2	2	100.0	6	5	83.3	5	5	100.0	6	5	83.3	3	3	100.0			
	GARDENS COMMERCIAL HS.	1001124	2024	5	30	24	80.0				108	98	90.7	75	59	78.7										1	1	100.0	85	85	100.0	23	17	73.9						
		1001124	2023	5	38	23	60.5				109	105	96.3	81	61	75.3													92	89	96.7	18	12	66.7						
	GARLANDALE SEK.	1001125	2024	5							35	34	97.1	36	29	80.6							34	33	97.1	57	53	93.0	65	44	67.7	110	90	81.8	12	6	50.0			
		1001125	2023	5							36	35	97.2	36	26	72.2							33	33	100.0	60	52	86.7	64	46	71.9	118	101	85.6	9	5	55.6			
	GOOD HOPE SEMINARY HS.	1001126	2024	5	7	6	85.7				32	32	100.0										20	20	100.0	35	35	100.0	59	56	94.9	62	62	100.0	21	20	95.2	16	14	87.5
		1001126	2023	5	9	9	100.0				31	31	100.0										17	17	100.0	33	32	97.0	53	45	84.9	50	50	100.0	25	21	84.0	11	10	90.9
	GROENVLEI SEC.	1001127	2024	4							115	101	87.8										94	80	85.1	94	84	89.4	76	60	78.9	166	136	81.9	22	15	68.2	20	13	65.0
		1001127	2023	4							103	91	88.3										73	68	93.2	80	76	95.0	75	50	66.7	140	116	82.9	13	12	92.3	11	10	90.9
	GROOTE SCHUUR HS.	1009917	2024	5	34	30	88.2				130	124	95.4	32	30	93.8							24	24	100.0	79	78	98.7	97	94	96.9	122	122	100.0	79	68	86.1	48	46	95.8
		1009917	2023	5	49	46	93.9				96	91	94.8	23	19	82.6							31	31	100.0	106	102	96.2	89	83	93.3	94	92	97.9	100	79	79.0	58	47	81.0
	HAROLD CRESSY HS.	1001128	2024	5	17	10	58.8				55	55	100.0	55	38	69.1							24	23	95.8	61	60	98.4	56	50	89.3	79	76	96.2	32	26	81.3	26	17	65.4
		1001128	2023	5	21	10	47.6				66	62	93.9	66	45	68.2							32	31	96.9	62	59	95.2	62	56	90.3	91	87	95.6	37	32	86.5	30	29	96.7



Province Districts	Centre Name	Centre Number	Exam Date	Quintile	Accounting			Agricultural Sciences			Business Studies			Economics			English First Additional Language			Geography			History			Life Sciences			Mathematical Literacy			Mathematics			Physical Sciences		
					Total Wrote	Achieved 30 - 100%	% Achieved at 30% and Above	Total Wrote	Achieved 30 - 100%	% Achieved at 30% and Above	Total Wrote	Achieved 30 - 100%	% Achieved at 30% and Above	Total Wrote	Achieved 30 - 100%	% Achieved at 30% and Above	Total Wrote	Achieved 30 - 100%	% Achieved at 30% and Above	Total Wrote	Achieved 30 - 100%	% Achieved at 30% and Above	Total Wrote	Achieved 30 - 100%	% Achieved at 30% and Above	Total Wrote	Achieved 30 - 100%	% Achieved at 30% and Above	Total Wrote	Achieved 30 - 100%	% Achieved at 30% and Above	Total Wrote	Achieved 30 - 100%	% Achieved at 30% and Above	Total Wrote	Achieved 30 - 100%	% Achieved at 30% and Above
					METRO CENTRAL	HEIDEVELD SEK.	1001129	2024	4	24	16	66.7				129	98	76.0	62	31	50.0	79	79	100.0	28	15	53.6	177	128	72.3	22	19	86.4	177	136	76.8	23
		1001129	2023	4	35	17	48.6				148	106	71.6	50	20	40.0	98	97	99.0	39	20	51.3	206	115	55.8	37	25	67.6	200	159	79.5	42	15	35.7	37	17	45.9
	HERSCHEL GIRLS SCHOOL	1009921	2023	5	14	14	100.0				34	34	100.0							23	23	100.0	26	26	100.0	63	63	100.0	21	21	100.0	74	74	100.0	55	55	100.0
	HERZLIA HS	1001131	2024	99	12	12	100.0				39	39	100.0	26	26	100.0							23	23	100.0	28	28	100.0	24	24	100.0	56	56	100.0	24	24	100.0
		1001131	2023	99	9	9	100.0				17	17	100.0	23	23	100.0							22	22	100.0	26	26	100.0	28	28	100.0	44	44	100.0	22	22	100.0
	HOLY CROSS HIGH SCHOOL (MAITLAND)	1001132	2024	99	9	8	88.9				40	39	97.5							30	28	93.3	15	14	93.3	30	23	76.7	57	56	98.2	16	10	62.5	12	11	91.7
		1001132	2023	99	6	5	83.3				22	21	95.5							15	15	100.0	24	24	100.0	27	22	81.5	34	34	100.0	24	15	62.5	15	12	80.0
	HOUTBAAI SEK.	1009922	2024	3							22	20	90.9				26	26	100.0	25	20	80.0	25	23	92.0				47	43	91.5						
		1009922	2023	3							18	13	72.2				37	37	100.0	31	19	61.3	31	31	100.0				51	44	86.3						
	J. D. MKIZE SEN SEC	1006607	2024	3	37	29	78.4				80	78	97.5	177	119	67.2	193	191	99.0				80	69	86.3				167	134	80.2	27	17	63.0			
		1006607	2023	3	84	47	56.0				113	109	96.5	217	122	56.2	257	257	100.0				92	78	84.8				190	150	78.9	68	21	30.9			
	IKAMVALETHU SEC.	1001133	2024	3							100	76	76.0	81	35	43.2	219	218	99.5	58	47	81.0	105	90	85.7	59	40	67.8	182	134	73.6	37	19	51.4	32	14	43.8
		1001133	2023	3							36	23	63.9	36	25	69.4	179	178	99.4	97	60	61.9	134	101	75.4	52	32	61.5	171	107	62.6	19	9	47.4	19	9	47.4
	INTSHUKUMO SEC.	1006609	2024	3													188	185	98.4	92	77	83.7				106	30	28.3	91	60	65.9	24	9	37.5	23	17	73.9
		1006609	2023	3													191	189	99.0	60	42	70.0				97	41	42.3	60	43	71.7	44	17	38.6	44	24	54.5
	ISILIMELA SEC	1001134	2024	3	46	40	87.0				197	160	81.2	169	136	80.5	370	370	100.0	170	145	85.3	249	219	88.0	174	106	60.9	308	242	78.6	61	50	82.0	44	34	77.3
		1001134	2023	3	42	29	69.0				193	138	71.5	184	127	69.0	365	365	100.0	160	134	83.8	233	186	79.8	182	124	68.1	291	238	81.8	76	57	75.0	64	53	82.8
	ISLAMIA COLLEGE SEC.	1001135	2024	5	18	18	100.0				52	52	100.0	36	36	100.0				33	33	100.0				69	69	100.0	22	22	100.0	83	78	94.0	53	53	100.0
		1001135	2023	5	18	18	100.0				66	64	97.0	44	42	95.5				34	34	100.0				74	73	98.6	34	34	100.0	84	79	94.0	52	52	100.0

Province Districts	Centre Name	Centre Number	Exam Date	Quintile	Accounting			Agricultural Sciences			Business Studies			Economics			English First Additional Language			Geography			History			Life Sciences			Mathematical Literacy			Mathematics			Physical Sciences		
					Total Wrote	Achieved 30 - 100%	% Achieved at 30% and Above	Total Wrote	Achieved 30 - 100%	% Achieved at 30% and Above	Total Wrote	Achieved 30 - 100%	% Achieved at 30% and Above	Total Wrote	Achieved 30 - 100%	% Achieved at 30% and Above	Total Wrote	Achieved 30 - 100%	% Achieved at 30% and Above	Total Wrote	Achieved 30 - 100%	% Achieved at 30% and Above	Total Wrote	Achieved 30 - 100%	% Achieved at 30% and Above	Total Wrote	Achieved 30 - 100%	% Achieved at 30% and Above	Total Wrote	Achieved 30 - 100%	% Achieved at 30% and Above	Total Wrote	Achieved 30 - 100%	% Achieved at 30% and Above			
					METRO CENTRAL	JAN VAN RIEBEECK HS.	1001136	2024	5	28	28	100.0				34	32	94.1	13	12	92.3	68	68	100.0	11	9	81.8	13	13	100.0	38	38	100.0	54	54	100.0	36
		1001136	2023	5	11	11	100.0				25	23	92.0	11	9	81.8	68	68	100.0	16	14	87.5	14	13	92.9	25	23	92.0	47	45	95.7	34	33	97.1	21	21	100.0
	KENSINGTON SEC.	1001137	2024	5	21	13	61.9				143	123	86.0							130	124	95.4	65	60	92.3	141	90	63.8	192	176	91.7	31	26	83.9	26	13	50.0
		1001137	2023	5	24	17	70.8				159	146	91.8							152	143	94.1	70	49	70.0	155	100	64.5	208	185	88.9	41	22	53.7	30	21	70.0
	KULANI SEC	1001138	2024	3							98	85	86.7	99	60	60.6	187	187	100.0	90	83	92.2	42	38	90.5	89	57	64.0	140	106	75.7	48	25	52.1	48	12	25.0
		1001138	2023	3							55	46	83.6	54	32	59.3	100	100	100.0	47	43	91.5	23	21	91.3	48	33	68.8	87	69	79.3	15	9	60.0	12	9	75.0
	LANGA SEC.	1001140	2024	3							66	43	65.2	48	24	50.0	151	151	100.0	85	75	88.2	88	81	92.0	85	49	57.6	136	102	75.0	15	11	73.3	15	10	66.7
		1001140	2023	3							63	40	63.5	41	19	46.3	174	174	100.0	111	93	83.8	75	64	85.3	111	48	43.2	87	66	75.9	87	20	23.0	59	22	37.3
	LEAP SCIENCE AND MATHS SCHOOL	1009979	2024	99	33	29	87.9				49	49	100.0				88	88	100.0				55	55	100.0	88	82	93.2				88	46	52.3	38	30	78.9
		1009979	2023	99	36	33	91.7				42	41	97.6				78	78	100.0				42	42	100.0	78	75	96.2				78	52	66.7	37	35	94.6
	LIVINGSTONE HS.	1009926	2024	5	60	53	88.3													84	84	100.0	97	96	99.0	167	145	86.8	81	80	98.8	86	61	70.9	55	48	87.3
		1009926	2023	5	32	27	84.4													48	48	100.0	79	78	98.7	120	106	88.3	42	42	100.0	78	63	80.8	54	50	92.6
	MAITLAND SEK.	1001141	2024	4	33	13	39.4				118	84	71.2							156	97	62.2				133	73	54.9	172	135	78.5	17	7	41.2	15	12	80.0
		1001141	2023	4	35	14	40.0				106	76	71.7							119	85	71.4				120	55	45.8	140	124	88.6	16	11	68.8	16	13	81.3
	MANENBERG SEK.	1001142	2024	4							54	40	74.1				43	43	100.0	45	38	84.4	51	23	45.1	41	26	63.4	106	80	75.5	10	2	20.0			
		1001142	2023	4							72	54	75.0				29	29	100.0	86	60	69.8	31	23	74.2	68	28	41.2	109	86	78.9						
	MODDERDAM SEK.	1001145	2024	4	10	3	30.0				145	85	58.6	11	7	63.6	54	54	100.0	150	103	68.7	86	60	69.8	65	29	44.6	145	92	63.4	14	8	57.1	13	7	53.8
		1001145	2023	4							156	102	65.4				61	61	100.0	140	104	74.3	122	85	69.7	79	40	50.6	151	106	70.2	19	7	36.8	12	6	50.0
	MOUNT VIEW SEC.	1001146	2024	4							61	49	80.3				19	19	100.0	66	59	89.4	102	87	85.3	36	6	16.7	97	76	78.4						
		1001146	2023	4							39	27	69.2				10	10	100.0	45	40	88.9	86	62	72.1	43	11	25.6	85	77	90.6						

Province Districts	Centre Name	Centre Number	Exam Date	Quintile	Accounting			Agricultural Sciences			Business Studies			Economics			English First Additional Language			Geography			History			Life Sciences			Mathematical Literacy			Mathematics			Physical Sciences					
					Total Wrote	Achieved 30 - 100%	% Achieved at 30% and Above	Total Wrote	Achieved 30 - 100%	% Achieved at 30% and Above	Total Wrote	Achieved 30 - 100%	% Achieved at 30% and Above	Total Wrote	Achieved 30 - 100%	% Achieved at 30% and Above	Total Wrote	Achieved 30 - 100%	% Achieved at 30% and Above	Total Wrote	Achieved 30 - 100%	% Achieved at 30% and Above	Total Wrote	Achieved 30 - 100%	% Achieved at 30% and Above	Total Wrote	Achieved 30 - 100%	% Achieved at 30% and Above	Total Wrote	Achieved 30 - 100%	% Achieved at 30% and Above	Total Wrote	Achieved 30 - 100%	% Achieved at 30% and Above						
					METRO CENTRAL	NED DOMAN HS.	1001147	2024	4							83	51	61.4	32	22	68.8	30	30	100.0				82	69	84.1				65	58	89.2	15	1	6.7	
		1001147	2023	4							102	61	59.8	34	25	73.5	34	34	100.0				102	74	72.5				87	68	78.2	15	4	26.7						
	OAKLANDS SEK.	1001148	2024	5	69	62	89.9				104	100	96.2							120	117	97.5	162	156	96.3	158	135	85.4	149	139	93.3	77	67	87.0	63	46	73.0			
		1001148	2023	5	82	61	74.4				116	104	89.7							164	150	91.5	203	193	95.1	130	106	81.5	167	158	94.6	79	73	92.4	43	39	90.7			
	OUDE MOLEN HTS.	1001149	2024	5																											56	52	92.9	56	49	87.5				
		1001149	2023	5																						1	1	100.0				56	45	80.4	56	45	80.4			
	PEAK VIEW SEK.	1001182	2024	4							32	27	84.4					113	113	100.0	73	60	82.2	120	107	89.2	42	32	76.2	152	104	68.4								
		1001182	2023	4							14	12	85.7					72	72	100.0	40	37	92.5	95	75	78.9	25	18	72.0	106	77	72.6								
	PHOENIX SEK.	1001150	2024	4	25	11	44.0				32	26	81.3					50	50	100.0	96	72	75.0	43	31	72.1	46	23	50.0	121	93	76.9								
		1001150	2023	4	23	13	56.5				23	21	91.3	24	18	75.0	46	46	100.0	88	59	67.0	88	61	69.3	43	12	27.9	112	83	74.1									
	PINELANDS HS.	1001151	2024	5	40	39	97.5													25	25	100.0	33	33	100.0	110	107	97.3	59	59	100.0	135	123	91.1	85	77	90.6			
		1001151	2023	5	42	38	90.5													31	31	100.0	39	39	100.0	98	93	94.9	53	53	100.0	129	122	94.6	87	83	95.4			
	PREMIER COLLEGE	1009936	2023	99							13	5	38.5					13	12	92.3				38	14	36.8	19	6	31.6	28	24	85.7								
	QUEEN'S PARK HS.	1001152	2024	5																46	41	89.1	44	41	93.2	57	38	66.7	70	63	90.0	8	3	37.5						
		1001152	2023	5																29	25	86.2	51	44	86.3	55	33	60.0	57	47	82.5	11	2	18.2	3	0	0.0			
	RHODES HS.	1009937	2024	5	20	11	55.0				107	92	86.0	68	58	85.3				45	41	91.1	116	113	97.4	75	64	85.3	124	117	94.4	62	26	41.9	40	27	67.5			
		1009937	2023	5	30	20	66.7				132	96	72.7	67	53	79.1				35	34	97.1	105	82	78.1	81	53	65.4	124	108	87.1	74	31	41.9	52	31	59.6			
	RONDEBOSCH BOYS' HS.	1009938	2024	5	23	23	100.0							100	96	96.0				78	78	100.0	53	53	100.0	61	57	93.4	41	41	100.0	126	126	100.0	90	87	96.7			
		1009938	2023	5	23	23	100.0							92	91	98.9				79	79	100.0	36	36	100.0	57	57	100.0	33	33	100.0	134	130	97.0	88	88	100.0			

Province Districts	Centre Name	Centre Number	Exam Date	Quintile	Accounting			Agricultural Sciences			Business Studies			Economics			English First Additional Language			Geography			History			Life Sciences			Mathematical Literacy			Mathematics			Physical Sciences		
					Total Wrote	Achieved 30 - 100%	% Achieved at 30% and Above	Total Wrote	Achieved 30 - 100%	% Achieved at 30% and Above	Total Wrote	Achieved 30 - 100%	% Achieved at 30% and Above	Total Wrote	Achieved 30 - 100%	% Achieved at 30% and Above	Total Wrote	Achieved 30 - 100%	% Achieved at 30% and Above	Total Wrote	Achieved 30 - 100%	% Achieved at 30% and Above	Total Wrote	Achieved 30 - 100%	% Achieved at 30% and Above	Total Wrote	Achieved 30 - 100%	% Achieved at 30% and Above	Total Wrote	Achieved 30 - 100%	% Achieved at 30% and Above	Total Wrote	Achieved 30 - 100%	% Achieved at 30% and Above			
					METRO CENTRAL	ROSEBANK PROGRESS COLLEGE	1009940	2024	99							20	20	100.0	17	14	82.4				5	5	100.0	5	5	100.0	11	10	90.9	17	17	100.0	8
		1009940	2023	99							21	20	95.2	16	14	87.5				7	7	100.0	6	6	100.0	14	13	92.9	11	10	90.9	15	14	93.3	8	8	100.0
	RUSTENBURG GIRLS' HS.	1009939	2024	5	48	47	97.9				1	1	100.0							62	62	100.0	37	37	100.0	116	116	100.0	28	28	100.0	144	144	100.0	108	108	100.0
		1009939	2023	5	22	22	100.0				1	1	100.0	14	14	100.0				63	63	100.0	20	20	100.0	108	107	99.1	30	30	100.0	121	120	99.2	93	93	100.0
	RYLANDS HS.	1001153	2024	5	25	24	96.0				96	95	99.0							117	117	100.0	75	73	97.3	146	133	91.1	94	93	98.9	89	79	88.8	62	56	90.3
		1001153	2023	5	45	42	93.3				105	102	97.1							107	107	100.0	64	62	96.9	147	123	83.7	98	98	100.0	90	86	95.6	75	70	93.3
	S.A. COLLEGE HS.	1009942	2024	5	30	30	100.0							100	100	100.0				94	94	100.0	58	58	100.0	101	99	98.0	44	44	100.0	125	122	97.6	83	83	100.0
		1009942	2023	5	46	46	100.0							89	89	100.0				82	82	100.0	82	82	100.0	114	106	93.0	42	42	100.0	136	134	98.5	87	87	100.0
	SALT RIVER SEC	1001154	2024	5							82	71	86.6							82	72	87.8	16	14	87.5	66	30	45.5	82	71	86.6						
		1001154	2023	5							77	60	77.9							77	54	70.1	36	30	83.3	41	19	46.3	77	61	79.2						
	SANS SOUCI GIRLS' HS.	1009943	2024	5	19	13	68.4													31	31	100.0	33	33	100.0	30	30	100.0	42	42	100.0	15	15	100.0	8	8	100.0
		1009943	2023	5	13	12	92.3													40	40	100.0	35	35	100.0	31	29	93.5	42	42	100.0	23	19	82.6	17	15	88.2
	SAVVY COLLEGE	1009991	2024	99							13	11	84.6							12	11	91.7	12	12	100.0	9	9	100.0	13	11	84.6	8	7	87.5	8	6	75.0
		1009991	2023	99							12	12	100.0										12	12	100.0	9	8	88.9	10	10	100.0	12	9	75.0	9	7	77.8
	SCHOOL OF HOPE	1001195	2024	99							14	13	92.9	5	4	80.0	13	13	100.0	23	18	78.3				14	11	78.6	22	22	100.0	6	2	33.3			
		1001195	2023	99							15	14	93.3	14	9	64.3	10	10	100.0	19	14	73.7				18	10	55.6	23	18	78.3	10	2	20.0			
	SEA POINT HS.	1001156	2024	5							64	58	90.6							19	16	84.2	27	26	96.3	38	25	65.8	54	49	90.7	27	14	51.9	15	11	73.3
		1001156	2023	5							48	44	91.7							15	12	80.0	29	29	100.0	46	25	54.3	52	50	96.2	24	14	58.3	16	12	75.0
	SEVEN STEPS ACADEMY FOR THE DEAF	1009911	2024	99													4	4	100.0										6	6	100.0						
		1009911	2023	99													10	10	100.0										12	12	100.0						

Province Districts	Centre Name	Centre Number	Exam Date	Quintile	Accounting			Agricultural Sciences			Business Studies			Economics			English First Additional Language			Geography			History			Life Sciences			Mathematical Literacy			Mathematics			Physical Sciences		
					Total Wrote	Achieved 30 - 100%	% Achieved at 30% and Above	Total Wrote	Achieved 30 - 100%	% Achieved at 30% and Above	Total Wrote	Achieved 30 - 100%	% Achieved at 30% and Above	Total Wrote	Achieved 30 - 100%	% Achieved at 30% and Above	Total Wrote	Achieved 30 - 100%	% Achieved at 30% and Above	Total Wrote	Achieved 30 - 100%	% Achieved at 30% and Above	Total Wrote	Achieved 30 - 100%	% Achieved at 30% and Above	Total Wrote	Achieved 30 - 100%	% Achieved at 30% and Above	Total Wrote	Achieved 30 - 100%	% Achieved at 30% and Above	Total Wrote	Achieved 30 - 100%	% Achieved at 30% and Above			
					METRO CENTRAL	SILIKAMVA HIGH SCHOOL	1009919	2024	3							84	62	73.8				158	157	99.4	92	89	96.7	158	149	94.3	53	52	98.1	136	125	91.9	21
		1009919	2023	3							44	34	77.3				137	137	100.0	107	98	91.6	137	126	92.0	41	34	82.9	119	109	91.6	17	15	88.2	16	15	93.8
	SPES BONA HS.	1001161	2024	5																54	40	74.1	111	84	75.7	65	25	38.5	94	65	69.1	22	10	45.5	21	10	47.6
		1001161	2023	5																56	33	58.9	142	96	67.6	101	37	36.6	131	97	74.0	13	7	53.8	8	6	75.0
	ST JOSEPH'S COLLEGE	1009952	2024	99	2	2	100.0				14	14	100.0							16	15	93.8	10	10	100.0	7	4	57.1	14	14	100.0	10	9	90.0	7	6	85.7
		1009952	2023	99	4	4	100.0				13	12	92.3							17	17	100.0	12	12	100.0	12	10	83.3	14	14	100.0	15	15	100.0	11	11	100.0
	ST. GEORGE'S GRAMMAR SCHOOL.	1009951	2024	5							14	13	92.9							2	2	100.0	8	8	100.0	10	10	100.0	7	7	100.0	15	14	93.3	9	9	100.0
		1009951	2023	5							23	23	100.0							12	12	100.0	9	9	100.0	15	15	100.0	13	13	100.0	19	19	100.0	10	10	100.0
	STAR COLLEGE - BRIDGETOWN	1001130	2024	5	11	11	100.0				18	18	100.0							19	19	100.0	20	19	95.0	17	17	100.0	9	9	100.0	31	31	100.0	26	26	100.0
		1001130	2023	5	6	6	100.0				12	12	100.0							18	18	100.0	15	15	100.0	17	17	100.0	13	13	100.0	15	15	100.0	12	12	100.0
	STAR COLLEGE - CAPE TOWN	1001199	2024	99							6	6	100.0							6	6	100.0	8	8	100.0	15	15	100.0	6	6	100.0	16	16	100.0	13	13	100.0
		1001199	2023	99	1	1	100.0				4	4	100.0							8	8	100.0	11	11	100.0	16	15	93.8	9	9	100.0	11	11	100.0	8	8	100.0
	STONEFOUNTAIN COLLEGE - KENILWORTH	1001205	2024	99							17	13	76.5				5	5	100.0	14	8	57.1	16	10	62.5	13	5	38.5	27	21	77.8	2	0	0.0	1	0	0.0
		1001205	2023	99							17	14	82.4	4	3	75.0	9	9	100.0	12	6	50.0	12	11	91.7	7	2	28.6	22	19	86.4	2	1	50.0			
	THANDOKHULU SEC	1009953	2024	4	28	28	100.0				51	40	78.4	79	63	79.7	209	209	100.0	107	99	92.5	152	146	96.1	159	112	70.4	151	138	91.4	59	55	93.2	54	49	90.7
		1009953	2023	4	28	27	96.4				77	64	83.1	101	91	90.1	237	237	100.0	109	101	92.7	176	170	96.6	161	118	73.3	164	150	91.5	74	64	86.5	60	60	100.0
	THE LEADERSHIP COLLEGE	1001207	2024	4	11	10	90.9				67	59	88.1							51	46	90.2	40	38	95.0	33	32	97.0	59	55	93.2	14	12	85.7	6	6	100.0
		1001207	2023	4	6	6	100.0				52	44	84.6	4	4	100.0				50	42	84.0	23	22	95.7	39	35	89.7	47	42	89.4	20	18	90.0	15	14	93.3
	TRAFALGAR SEC.	1001167	2024	5	13	7	53.8				34	33	97.1							33	32	97.0	106	106	100.0	33	30	90.9	126	120	95.2	15	12	80.0	12	9	75.0
		1001167	2023	5	14	12	85.7				42	42	100.0							37	37	100.0	105	105	100.0	36	34	94.4	128	124	96.9	14	13	92.9	13	12	92.3

Province Districts	Centre Name	Centre Number	Exam Date	Quintile	Accounting			Agricultural Sciences			Business Studies			Economics			English First Additional Language			Geography			History			Life Sciences			Mathematical Literacy			Mathematics			Physical Sciences		
					Total Wrote	Achieved 30 - 100%	% Achieved at 30% and Above	Total Wrote	Achieved 30 - 100%	% Achieved at 30% and Above	Total Wrote	Achieved 30 - 100%	% Achieved at 30% and Above	Total Wrote	Achieved 30 - 100%	% Achieved at 30% and Above	Total Wrote	Achieved 30 - 100%	% Achieved at 30% and Above	Total Wrote	Achieved 30 - 100%	% Achieved at 30% and Above	Total Wrote	Achieved 30 - 100%	% Achieved at 30% and Above	Total Wrote	Achieved 30 - 100%	% Achieved at 30% and Above	Total Wrote	Achieved 30 - 100%	% Achieved at 30% and Above	Total Wrote	Achieved 30 - 100%	% Achieved at 30% and Above	Total Wrote	Achieved 30 - 100%	% Achieved at 30% and Above
					METRO CENTRAL	VISTA HS.	1001169	2024	5						67	38	56.7				52	52	100.0	69	49	71.0	48	32	66.7	53	30	56.6	50	31	62.0	35	9
		1001169	2023	5						73	24	32.9							57	36	63.2	85	57	67.1	58	30	51.7	77	62	80.5	17	8	47.1	9	6	66.7	
	VISTA NOVA-SCHOOL	1009954	2024	99																				13	10	76.9	23	21	91.3	7	4	57.1	2	2	100.0		
		1009954	2023	99															1	1	100.0				8	6	75.0	23	20	87.0	7	3	42.9				
	VOORTREKKER HS.	1009955	2024	5	18	16	88.9			76	73	96.1						20	20	100.0	63	63	100.0	51	43	84.3	91	89	97.8	21	19	90.5	19	13	68.4		
		1009955	2023	5	43	27	62.8			85	77	90.6						10	9	90.0	71	69	97.2	59	53	89.8	101	96	95.0	27	23	85.2	17	16	94.1		
	WALMER SEC.	1001201	2024	5	11	8	72.7						29	19	65.5	40	40	100.0	50	49	98.0	80	78	97.5				70	64	91.4	9	4	44.4				
		1001201	2023	5	11	9	81.8			29	26	89.7	34	20	58.8							62	58	93.5	27	14	51.9	51	41	80.4	9	7	77.8				
	WESTERFORD HS.	1009957	2024	5	35	34	97.1												72	72	100.0	91	91	100.0	106	106	100.0	37	37	100.0	136	136	100.0	109	108	99.1	
		1009957	2023	5	32	32	100.0												79	79	100.0	89	89	100.0	134	134	100.0	29	29	100.0	142	141	99.3	93	93	100.0	
	WINDERMERE SEK.	1001171	2024	4						35	22	62.9							73	52	71.2	69	60	87.0	35	15	42.9	107	84	78.5							
		1001171	2023	4						29	21	72.4							72	43	59.7	70	45	64.3	31	15	48.4	102	84	82.4							
	WINDSOR HS.	1001172	2024	5						73	65	89.0	31	18	58.1								117	109	93.2	36	31	86.1	94	86	91.5	42	30	71.4	27	23	85.2
		1001172	2023	5						77	66	85.7	32	30	93.8								105	99	94.3	30	29	96.7	98	94	95.9	34	24	70.6	21	19	90.5
	Y2K COLLEGE	1001178	2024	99						4	4	100.0	15	12	80.0	27	27	100.0					38	34	89.5	19	7	36.8	32	28	87.5	6	6	100.0	4	3	75.0
		1001178	2023	99						3	3	100.0	15	12	80.0	25	25	100.0					36	31	86.1	17	13	76.5	30	30	100.0	6	4	66.7	4	3	75.0
	ZONNEBLOEM NEST SENIOR SCHOOL	1001174	2024	5						34	28	82.4	1	1	100.0	34	33	97.1								29	12	41.4	74	53	71.6						
		1001174	2023	5						29	26	89.7				33	33	100.0								31	21	67.7	69	58	84.1						

Province Districts	Centre Name	Centre Number	Exam Date	Quintile	Accounting			Agricultural Sciences			Business Studies			Economics			English First Additional Language			Geography			History			Life Sciences			Mathematical Literacy			Mathematics			Physical Sciences		
					Total Wrote	Achieved 30 - 100%	% Achieved at 30% and Above	Total Wrote	Achieved 30 - 100%	% Achieved at 30% and Above	Total Wrote	Achieved 30 - 100%	% Achieved at 30% and Above	Total Wrote	Achieved 30 - 100%	% Achieved at 30% and Above	Total Wrote	Achieved 30 - 100%	% Achieved at 30% and Above	Total Wrote	Achieved 30 - 100%	% Achieved at 30% and Above	Total Wrote	Achieved 30 - 100%	% Achieved at 30% and Above	Total Wrote	Achieved 30 - 100%	% Achieved at 30% and Above	Total Wrote	Achieved 30 - 100%	% Achieved at 30% and Above	Total Wrote	Achieved 30 - 100%	% Achieved at 30% and Above			
					METRO EAST	ACADEMY PRIVATE SCHOOL	1004494	2024	99							9	8	88.9											7	6	85.7	4	4	100.0	7	2	28.6
		1004494	2023	99							4	4	100.0											10	9	90.0	1	1	100.0	10	7	70.0	7	6	85.7		
	APEX HIGH SCHOOL	1004489	2024	5	14	12	85.7				91	86	94.5				46	46	100.0	49	49	100.0	78	69	88.5	70	59	84.3	124	114	91.9	53	36	67.9	30	24	80.0
		1004489	2023	5	14	11	78.6				112	107	95.5				49	49	100.0	49	48	98.0	47	44	93.6	88	74	84.1	129	112	86.8	62	32	51.6	20	17	85.0
	BELLVILLE HS.	1002205	2024	5	37	37	100.0				100	97	97.0	17	17	100.0	207	207	100.0	23	22	95.7	10	9	90.0	42	42	100.0	128	128	100.0	104	104	100.0	50	48	96.0
		1002205	2023	5	55	55	100.0				81	76	93.8	14	12	85.7	175	175	100.0	16	16	100.0	7	7	100.0	52	52	100.0	117	117	100.0	100	99	99.0	62	61	98.4
	BELLVILLE HTS.	1002206	2024	5												4	4	100.0	1	1	100.0				1	1	100.0				52	46	88.5	52	32	61.5	
		1002206	2023	5												16	16	100.0												62	47	75.8	62	47	75.8		
	BERNADINO HEIGHTS SEK.	1004401	2024	5	53	50	94.3				126	120	95.2	92	82	89.1	91	91	100.0	86	84	97.7	52	52	100.0	73	69	94.5	217	215	99.1	37	37	100.0	25	24	96.0
		1004401	2023	5	104	91	87.5				237	217	91.6	66	66	100.0	92	92	100.0	64	56	87.5				129	109	84.5	211	202	95.7	73	60	82.2	46	43	93.5
	BLACKHEATH SEK.	1004402	2024	5	5	5	100.0				34	34	100.0				27	27	100.0	47	43	91.5	62	51	82.3	14	10	71.4	75	68	90.7						
		1004402	2023	5	6	4	66.7				31	29	93.5				35	35	100.0	62	56	90.3	56	44	78.6	37	27	73.0	76	68	89.5	2	2	100.0			
	BLOEKOMBOS SEC	1004454	2024	1	42	34	81.0				158	135	85.4	159	107	67.3	314	311	99.0	94	90	95.7	173	147	85.0	73	73	100.0	276	226	81.9	53	33	62.3	38	31	81.6
		1004454	2023	1	27	14	51.9				156	112	71.8	88	54	61.4	329	326	99.1	133	118	88.7	211	159	75.4	209	118	56.5	322	250	77.6	40	31	77.5	35	33	94.3
	BOSTON PRIVATE SCHOOL	1002242	2024	5							15	13	86.7										9	9	100.0	11	10	90.9	26	26	100.0	8	3	37.5	5	3	60.0
		1002242	2023	5							26	24	92.3										16	16	100.0	19	17	89.5	32	32	100.0	10	9	90.0	10	9	90.0
	BRACKENFELL HS.	1004403	2024	5	72	64	88.9				108	104	96.3	32	32	100.0	198	198	100.0	22	22	100.0	34	34	100.0	86	84	97.7	215	215	100.0	112	109	97.3	42	39	92.9
		1004403	2023	5	36	30	83.3				90	86	95.6	30	28	93.3	135	135	100.0	22	22	100.0	38	37	97.4	62	59	95.2	183	182	99.5	64	62	96.9	27	25	92.6
	BULUMKO SEC	1004404	2024	3							96	70	72.9	71	53	74.6	201	200	99.5	78	64	82.1	84	72	85.7	119	63	52.9	180	137	76.1	21	18	85.7	21	12	57.1
		1004404	2023	3							93	63	67.7	76	52	68.4	183	181	98.9	86	64	74.4	73	46	63.0	85	50	58.8	167	122	73.1	20	15	75.0	20	15	75.0





Province Districts	Centre Name	Centre Number	Exam Date	Quintile	Accounting			Agricultural Sciences			Business Studies			Economics			English First Additional Language			Geography			History			Life Sciences			Mathematical Literacy			Mathematics			Physical Sciences		
					Total Wrote	Achieved 30 - 100%	% Achieved at 30% and Above	Total Wrote	Achieved 30 - 100%	% Achieved at 30% and Above	Total Wrote	Achieved 30 - 100%	% Achieved at 30% and Above	Total Wrote	Achieved 30 - 100%	% Achieved at 30% and Above	Total Wrote	Achieved 30 - 100%	% Achieved at 30% and Above	Total Wrote	Achieved 30 - 100%	% Achieved at 30% and Above	Total Wrote	Achieved 30 - 100%	% Achieved at 30% and Above	Total Wrote	Achieved 30 - 100%	% Achieved at 30% and Above	Total Wrote	Achieved 30 - 100%	% Achieved at 30% and Above	Total Wrote	Achieved 30 - 100%	% Achieved at 30% and Above	Total Wrote	Achieved 30 - 100%	% Achieved at 30% and Above
					METRO EAST	HARRY GWALA SEC.	1004443	2024	2	38	32	84.2				81	70	86.4	81	72	88.9	223	223	100.0	144	132	91.7	142	133	93.7	144	105	72.9	169	143	84.6	55
		1004443	2023	2	28	20	71.4				66	58	87.9	66	65	98.5	177	177	100.0	111	82	73.9	113	98	86.7	113	79	69.9	136	111	81.6	42	31	73.8	38	30	78.9
	HECTOR PETERSON SEC.	1004415	2024	2	19	18	94.7	30	20	66.7	66	64	97.0	51	47	92.2	244	244	100.0	51	41	80.4	141	129	91.5	104	96	92.3	173	156	90.2	60	57	95.0	53	50	94.3
		1004415	2023	2	23	16	69.6	53	39	73.6	89	71	79.8	51	50	98.0	274	274	100.0	45	37	82.2	174	151	86.8	104	93	89.4	210	188	89.5	57	42	73.7	51	48	94.1
	HELDERBERG HIGH SCHOOL	1007712	2024	99	4	4	100.0				20	19	95.0							16	16	100.0	1	1	100.0	14	14	100.0	15	15	100.0	15	14	93.3	7	5	71.4
		1007712	2023	99	3	3	100.0				18	18	100.0							19	19	100.0				17	17	100.0	23	23	100.0	9	8	88.9	6	4	66.7
	HOPE AND LIGHT SCHOOL	1004903	2024	4							12	10	83.3										5	5	100.0	15	12	80.0	8	8	100.0	11	8	72.7	8	7	87.5
		1004903	2023	4							13	11	84.6										9	8	88.9	12	9	75.0	12	12	100.0	7	6	85.7	6	6	100.0
	HOTTENTOTS-HOLLAND HS.	1007714	2024	5	52	41	78.8				198	190	96.0				31	31	100.0	28	28	100.0	110	104	94.5	135	106	78.5	203	199	98.0	62	60	96.8	50	47	94.0
		1007714	2023	5	53	32	60.4				192	179	93.2				34	34	100.0	75	71	94.7	89	82	92.1	108	86	79.6	217	208	95.9	47	39	83.0	32	28	87.5
	INTLANGANISO SEC	1004419	2024	2							149	123	82.6				224	223	99.6	76	68	89.5				224	116	51.8	197	168	85.3	28	25	89.3	28	24	85.7
		1004419	2023	2							105	81	77.1				210	207	98.6	92	82	89.1				218	141	64.7	179	150	83.8	36	31	86.1	35	25	71.4
	IQHAYIYA SEC	1006665	2024	3	59	41	69.5	35	30	85.7	59	57	96.6	59	58	98.3	174	174	100.0	115	113	98.3	48	48	100.0	115	106	92.2	132	129	97.7	42	38	90.5	32	27	84.4
		1006665	2023	3	60	30	50.0	19	9	47.4	60	58	96.7	60	59	98.3	175	175	100.0	115	105	91.3	72	66	91.7	115	85	73.9	143	137	95.8	32	29	90.6	23	22	95.7
	JAN KRIEL-SKOOL	1004420	2024	99							43	42	97.7				34	34	100.0							14	11	78.6	54	53	98.1	7	4	57.1	1	1	100.0
		1004420	2023	99							33	25	75.8				35	35	100.0							13	10	76.9	47	43	91.5	5	4	80.0			
	JOE SLOVO SEC.	1004421	2024	2													141	141	100.0												50	48	96.0	54	46	85.2	
		1004421	2023	2													193	193	100.0												85	48	56.5	89	50	56.2	
	KHANYOLWETHU SEC	1007718	2024	3							57	44	77.2	30	30	100.0	226	226	100.0	64	60	93.8	139	115	82.7	185	103	55.7	184	155	84.2	42	33	78.6	41	30	73.2
		1007718	2023	3	13	13	100.0				87	63	72.4	47	41	87.2	249	249	100.0	112	96	85.7	159	124	78.0	162	112	69.1	203	164	80.8	46	38	82.6	43	37	86.0



Province Districts	Centre Name	Centre Number	Exam Date	Quintile	Accounting			Agricultural Sciences			Business Studies			Economics			English First Additional Language			Geography			History			Life Sciences			Mathematical Literacy			Mathematics			Physical Sciences		
					Total Wrote	Achieved 30 - 100%	% Achieved at 30% and Above	Total Wrote	Achieved 30 - 100%	% Achieved at 30% and Above	Total Wrote	Achieved 30 - 100%	% Achieved at 30% and Above	Total Wrote	Achieved 30 - 100%	% Achieved at 30% and Above	Total Wrote	Achieved 30 - 100%	% Achieved at 30% and Above	Total Wrote	Achieved 30 - 100%	% Achieved at 30% and Above	Total Wrote	Achieved 30 - 100%	% Achieved at 30% and Above	Total Wrote	Achieved 30 - 100%	% Achieved at 30% and Above	Total Wrote	Achieved 30 - 100%	% Achieved at 30% and Above	Total Wrote	Achieved 30 - 100%	% Achieved at 30% and Above			
					MASIBAMBANE SEC	1004468	2024	1	27	19	70.4				51	49	96.1	27	25	92.6	245	245	100.0	166	154	92.8	201	198	98.5	201	162	80.6	223	198	88.8	84	59
	1004468	2023	1	46	21	45.7				105	93	88.6	84	61	72.6	269	269	100.0	185	155	83.8	196	176	89.8	204	125	61.3	255	197	77.3	100	57	57.0	55	35	63.6	
MASIYILE SENIOR SEC	1004427	2024	3	31	19	61.3				160	107	66.9	137	83	60.6	211	209	99.1	51	51	100.0				51	46	90.2	152	102	67.1	59	42	71.2	51	33	64.7	
	1004427	2023	3	25	18	72.0				185	124	67.0	177	100	56.5	219	215	98.2	37	36	97.3				37	28	75.7	172	127	73.8	49	22	44.9	37	27	73.0	
MATTHEW GONIWE MEMORIAL HS.	1004428	2024	2	27	5	18.5	29	27	93.1	52	46	88.5	51	36	70.6	184	184	100.0	96	79	82.3	79	66	83.5	108	89	82.4	120	107	89.2	43	38	88.4	47	38	80.9	
	1004428	2023	2	46	17	37.0	29	23	79.3	88	65	73.9	88	64	72.7	245	244	99.6	128	110	85.9	102	95	93.1	155	98	63.2	181	135	74.6	64	27	42.2	57	29	50.9	
MONDEOR ECO SCHOOL	1007777	2024	5							15	11	73.3				4	4	100.0	10	9	90.0	5	4	80.0	16	15	93.8	19	19	100.0	14	11	78.6	12	4	33.3	
	1007777	2023	5							10	6	60.0				1	1	100.0	3	3	100.0				2	1	50.0	9	9	100.0	2	2	100.0	1	1	100.0	
MONTGOMERY AND MILLER ACADEMY	1007751	2024	99	3	3	100.0				13	13	100.0							2	2	100.0	5	5	100.0	4	4	100.0	11	11	100.0	8	7	87.5	6	6	100.0	
	1007751	2023	99	3	3	100.0				7	7	100.0							1	1	100.0	5	5	100.0	6	6	100.0	6	6	100.0	8	8	100.0	5	5	100.0	
MONUMENT PARK HS.	1004429	2024	5	23	17	73.9				92	86	93.5				51	51	100.0				68	61	89.7	94	89	94.7	131	125	95.4	92	58	63.0	50	41	82.0	
	1004429	2023	5	12	10	83.3				84	70	83.3				63	63	100.0				27	26	96.3	97	84	86.6	133	128	96.2	75	50	66.7	51	37	72.5	
NATURAL LEARNING ACADEMY	1007739	2024	99							2	2	100.0										1	1	100.0	4	4	100.0	2	2	100.0	3	3	100.0	3	3	100.0	
	1007739	2023	99							11	6	54.5				7	7	100.0				2	2	100.0	4	4	100.0	11	11	100.0	7	7	100.0	3	2	66.7	
NOMZAMO HIGH SCHOOL	1007742	2024	3	15	12	80.0				67	67	100.0				209	209	100.0	142	131	92.3	182	172	94.5	109	87	79.8	197	181	91.9	12	12	100.0	12	11	91.7	
	1007742	2023	3	24	9	37.5				84	70	83.3				166	165	99.4	83	73	88.0	133	121	91.0	67	40	59.7	156	135	86.5	11	11	100.0	10	10	100.0	
NORTHPINE TECHNICAL HS	1004497	2024	5																																		
	1004497	2023	5																																		
PAREL VALLEI HS.	1007731	2024	5	59	59	100.0				86	84	97.7				61	61	100.0	45	44	97.8	62	61	98.4	168	165	98.2	83	83	100.0	161	159	98.8	112	107	95.5	
	1007731	2023	5	33	32	97.0				93	92	98.9				61	61	100.0	69	69	100.0	84	84	100.0	170	168	98.8	95	95	100.0	159	154	96.9	123	121	98.4	

Province Districts	Centre Name	Centre Number	Exam Date	Quintile	Accounting			Agricultural Sciences			Business Studies			Economics			English First Additional Language			Geography			History			Life Sciences			Mathematical Literacy			Mathematics			Physical Sciences		
					Total Wrote	Achieved 30 - 100%	% Achieved at 30% and Above	Total Wrote	Achieved 30 - 100%	% Achieved at 30% and Above	Total Wrote	Achieved 30 - 100%	% Achieved at 30% and Above	Total Wrote	Achieved 30 - 100%	% Achieved at 30% and Above	Total Wrote	Achieved 30 - 100%	% Achieved at 30% and Above	Total Wrote	Achieved 30 - 100%	% Achieved at 30% and Above	Total Wrote	Achieved 30 - 100%	% Achieved at 30% and Above	Total Wrote	Achieved 30 - 100%	% Achieved at 30% and Above	Total Wrote	Achieved 30 - 100%	% Achieved at 30% and Above	Total Wrote	Achieved 30 - 100%	% Achieved at 30% and Above			
					METRO EAST	PROTEA HEIGHTS ACADEMY	1004492	2024	5	46	46	100.0						47	47	100.0	18	18	100.0	84	84	100.0				139	139	100.0				185	159
		1004492	2023	5	46	44	95.7						57	57	100.0	12	12	100.0	87	87	100.0				121	115	95.0				167	137	82.0	103	96	93.2	
	RUSTHOF SEK.	1007735	2024	4	10	9	90.0				115	91	79.1				94	94	100.0	33	33	100.0	46	43	93.5	89	39	43.8	110	95	86.4	25	21	84.0	20	11	55.0
		1007735	2023	4	9	3	33.3				133	75	56.4				105	105	100.0	36	35	97.2	39	29	74.4	116	60	51.7	126	93	73.8	29	15	51.7	22	15	68.2
	SAREPTA SEK.	1004432	2024	5	8	2	25.0				69	52	75.4	69	33	47.8	83	83	100.0	113	86	76.1	118	98	83.1	34	31	91.2	161	126	78.3	42	16	38.1	34	21	61.8
		1004432	2023	5							61	41	67.2	61	29	47.5	89	89	100.0	121	89	73.6	92	71	77.2	52	34	65.4	150	126	84.0	44	11	25.0	35	16	45.7
	SCOTTSDENE SEK.	1004433	2024	5	10	7	70.0				57	40	70.2	9	6	66.7	135	135	100.0	49	43	87.8	85	79	92.9	16	15	93.8	132	98	74.2	3	0	0.0	3	2	66.7
		1004433	2023	5	7	4	57.1				26	25	96.2	16	15	93.8	100	100	100.0	52	42	80.8	47	41	87.2	18	9	50.0	99	74	74.7	1	1	100.0			
	SCOTTSVILLE SEK.	1004434	2024	5							50	40	80.0	59	33	55.9	58	58	100.0	22	20	90.9	29	13	44.8				100	82	82.0						
		1004434	2023	5							15	8	53.3	35	16	45.7	65	63	96.9	28	23	82.1	55	21	38.2	10	8	80.0	92	66	71.7						
	SILVERSANDS SEC.	1004491	2024	4													49	49	100.0	135	126	93.3	99	90	90.9	80	68	85.0	135	127	94.1						
		1004491	2023	4													67	67	100.0	96	76	79.2	126	82	65.1	110	67	60.9	136	92	67.6	30	4	13.3			
	SIMANYENE SEC.	1007764	2024	3	17	13	76.5				92	84	91.3	69	66	95.7	277	276	99.6	162	144	88.9	129	120	93.0	121	102	84.3	249	218	87.6	27	27	100.0	22	21	95.5
		1007764	2023	3	29	13	44.8	22	13	59.1	125	103	82.4	78	70	89.7	279	279	100.0	124	109	87.9	123	115	93.5	124	105	84.7	236	195	82.6	44	34	77.3	33	32	97.0
	SINAKO HIGH SCHOOL	1004444	2024	2							64	56	87.5	17	14	82.4	289	285	98.6	173	139	80.3	207	182	87.9	188	98	52.1	243	172	70.8	46	28	60.9	45	34	75.6
		1004444	2023	2	16	6	37.5				60	28	46.7	21	14	66.7	221	221	100.0	127	93	73.2	135	116	85.9	165	74	44.8	169	122	72.2	54	28	51.9	54	33	61.1
	SIPHAMANDLA SEC.	1006659	2024	3	38	35	92.1				44	40	90.9	44	42	95.5	191	191	100.0	148	140	94.6	94	92	97.9	147	135	91.8	127	118	92.9	65	62	95.4	60	45	75.0
		1006659	2023	3	76	63	82.9				76	67	88.2	77	70	90.9	267	267	100.0	194	178	91.8	146	141	96.6	195	170	87.2	206	195	94.7	65	55	84.6	48	39	81.3
	SIZIMISELE SEC.	1006660	2024	3							76	69	90.8				176	175	99.4	37	31	83.8	72	67	93.1	43	22	51.2	76	61	80.3	28	23	82.1	28	22	78.6
		1006660	2023	3							36	30	83.3				150	150	100.0	73	61	83.6	36	23	63.9	37	25	67.6	36	27	75.0	50	25	50.0	42	34	81.0

Province Districts	Centre Name	Centre Number	Exam Date	Quintile	Accounting			Agricultural Sciences			Business Studies			Economics			English First Additional Language			Geography			History			Life Sciences			Mathematical Literacy			Mathematics			Physical Sciences		
					Total Wrote	Achieved 30 - 100%	% Achieved at 30% and Above	Total Wrote	Achieved 30 - 100%	% Achieved at 30% and Above	Total Wrote	Achieved 30 - 100%	% Achieved at 30% and Above	Total Wrote	Achieved 30 - 100%	% Achieved at 30% and Above	Total Wrote	Achieved 30 - 100%	% Achieved at 30% and Above	Total Wrote	Achieved 30 - 100%	% Achieved at 30% and Above	Total Wrote	Achieved 30 - 100%	% Achieved at 30% and Above	Total Wrote	Achieved 30 - 100%	% Achieved at 30% and Above	Total Wrote	Achieved 30 - 100%	% Achieved at 30% and Above	Total Wrote	Achieved 30 - 100%	% Achieved at 30% and Above	Total Wrote	Achieved 30 - 100%	% Achieved at 30% and Above
					METRO EAST	SONEIKE HIGH SCHOOL	1004406	2024	4	20	18	90.0	28	23	82.1	99	91	91.9	90	73	81.1				74	72	97.3	150	149	99.3	77	64	83.1	171	161	94.2	37
		1004406	2023	4	21	16	76.2	37	24	64.9	79	65	82.3	106	86	81.1				60	56	93.3	80	72	90.0	43	37	86.0	107	95	88.8	46	30	65.2	35	24	68.6
	STRAND HS	1007740	2024	5	43	39	90.7				115	104	90.4				183	183	100.0	23	21	91.3	80	77	96.3	63	62	98.4	137	137	100.0	77	73	94.8	40	35	87.5
		1007740	2023	5	33	27	81.8				90	74	82.2				164	164	100.0	32	27	84.4	73	67	91.8	44	41	93.2	128	125	97.7	63	62	98.4	35	34	97.1
	STRAND SEK.	1007741	2024	4							34	27	79.4				89	89	100.0	79	62	78.5	59	54	91.5	80	27	33.8	113	86	76.1	23	10	43.5	23	17	73.9
		1007741	2023	4	15	6	40.0				49	28	57.1				97	96	99.0	71	52	73.2	58	44	75.9	47	17	36.2	114	87	76.3	13	1	7.7	7	6	85.7
	THEMBELIHLE HS.	1001166	2024	2	29	28	96.6				120	104	86.7	95	74	77.9	201	200	99.5				102	65	63.7	40	38	95.0	184	146	79.3	17	17	100.0	17	17	100.0
		1001166	2023	2	41	30	73.2				93	57	61.3	35	30	85.7	166	166	100.0	32	20	62.5	110	94	85.5	41	40	97.6	154	126	81.8	12	11	91.7	12	11	91.7
	TUSCANY GLEN SEC.	1004483	2024	5	8	7	87.5				56	43	76.8	23	20	87.0	49	49	100.0	117	102	87.2	132	115	87.1	112	86	76.8	131	125	95.4	47	17	36.2	28	11	39.3
		1004483	2023	5	9	6	66.7				38	28	73.7				36	36	100.0	81	67	82.7	105	94	89.5	86	57	66.3	116	105	90.5	32	13	40.6	18	6	33.3
	USASAZO SEC.	1001168	2024	2	31	24	77.4				66	65	98.5	66	64	97.0	222	222	100.0	64	58	90.6	106	98	92.5	47	44	93.6	192	183	95.3	26	24	92.3	19	18	94.7
		1001168	2023	2	26	15	57.7				80	72	90.0	80	74	92.5	255	254	99.6	131	109	83.2	128	101	78.9	50	45	90.0	239	214	89.5	19	19	100.0	15	15	100.0
	UXOLO HS.	1004437	2024	3	17	16	94.1				66	66	100.0				199	199	100.0	133	118	88.7	113	112	99.1	66	49	74.2	164	147	89.6	28	27	96.4	19	19	100.0
		1004437	2023	3	11	10	90.9				61	55	90.2				207	206	99.5	145	116	80.0	114	100	87.7	74	52	70.3	163	142	87.1	27	22	81.5	27	25	92.6
	VALSBAAI HS	1007747	2024	99	2	2	100.0				8	8	100.0				1	1	100.0	3	3	100.0	1	1	100.0	5	5	100.0	8	8	100.0	4	4	100.0	2	2	100.0
		1007747	2023	99							3	3	100.0				1	1	100.0	2	2	100.0				3	3	100.0	3	3	100.0	3	3	100.0	2	2	100.0
	WALLACEDENE SEC	1002279	2024	3	32	12	37.5				91	79	86.8	32	27	84.4	228	225	98.7	96	84	87.5	131	106	80.9	93	60	64.5	186	143	76.9	43	33	76.7	41	32	78.0
		1002279	2023	3	24	11	45.8				110	67	60.9	28	24	85.7	202	198	98.0	57	48	84.2	109	80	73.4	50	27	54.0	176	126	71.6	25	18	72.0	18	11	61.1
	WEST BANK HS	1004411	2024	3							23	20	87.0				71	71	100.0	63	48	76.2	62	58	93.5				85	69	81.2						
		1004411	2023	3							31	21	67.7				62	62	100.0	58	34	58.6	48	25	52.1				79	47	59.5						

Province Districts	Centre Name	Centre Number	Exam Date	Quintile	Accounting			Agricultural Sciences			Business Studies			Economics			English First Additional Language			Geography			History			Life Sciences			Mathematical Literacy			Mathematics			Physical Sciences				
					Total Wrote	Achieved 30 - 100%	% Achieved at 30% and Above	Total Wrote	Achieved 30 - 100%	% Achieved at 30% and Above	Total Wrote	Achieved 30 - 100%	% Achieved at 30% and Above	Total Wrote	Achieved 30 - 100%	% Achieved at 30% and Above	Total Wrote	Achieved 30 - 100%	% Achieved at 30% and Above	Total Wrote	Achieved 30 - 100%	% Achieved at 30% and Above	Total Wrote	Achieved 30 - 100%	% Achieved at 30% and Above	Total Wrote	Achieved 30 - 100%	% Achieved at 30% and Above	Total Wrote	Achieved 30 - 100%	% Achieved at 30% and Above	Total Wrote	Achieved 30 - 100%	% Achieved at 30% and Above					
					METRO EAST	WESTERN CAPE SPORT SCHOOL	1004488	2024	4							61	48	78.7				29	29	100.0	35	28	80.0				68	32	47.1	51	50	98.0	17	8	47.1
		1004488	2023	4							45	30	66.7				24	24	100.0	20	14	70.0				53	21	39.6	36	34	94.4	17	12	70.6	8	4	50.0		
	ZANDVLIET HS.	1007745	2024	5	16	9	56.3				54	44	81.5				53	53	100.0	82	65	79.3	37	32	86.5	46	30	65.2	116	104	89.7	18	17	94.4	15	13	86.7		
		1007745	2023	5	12	8	66.7				43	38	88.4				55	55	100.0	87	59	67.8	29	22	75.9	35	23	65.7	100	79	79.0	11	9	81.8	7	6	85.7		
	ZOLA SENIOR SEC	1001173	2024	3	63	50	79.4				122	109	89.3	96	94	97.9	162	162	100.0									132	111	84.1	30	25	83.3						
		1001173	2023	3	89	52	58.4				129	102	79.1	102	91	89.2	169	169	100.0									122	107	87.7	47	18	38.3						
	ATHLONE SKOOL VIR BLINDES	1002201	2024	99							10	6	60.0				5	5	100.0				10	9	90.0	10	4	40.0	10	9	90.0								
		1002201	2023	99							13	11	84.6				10	10	100.0				13	13	100.0	13	6	46.2	13	11	84.6								
	ATLANTIS SEK.	1005501	2024	5							88	58	65.9				88	88	100.0	85	72	84.7	125	115	92.0	69	66	95.7	168	142	84.5	26	17	65.4	21	14	66.7		
		1005501	2023	5							147	56	38.1				131	131	100.0	119	89	74.8	140	113	80.7	56	53	94.6	210	171	81.4	32	15	46.9	24	16	66.7		
	BARDALE SEC	1002280	2024	2	41	28	68.3				101	90	89.1	100	78	78.0	215	215	100.0	114	106	93.0	128	117	91.4	114	92	80.7	151	136	90.1	62	32	51.6	46	39	84.8		
		1002280	2023	2	26	20	76.9				105	83	79.0	104	80	76.9	217	217	100.0	112	103	92.0	146	127	87.0	113	90	79.6	152	140	92.1	65	36	55.4	45	43	95.6		
	BEAUVALLON SEK	1002202	2024	4													45	45	100.0	45	22	48.9	46	25	54.3				46	23	50.0								
		1002202	2023	4													26	25	96.2	26	12	46.2	26	14	53.8				26	12	46.2								
	BELHAR HIGH SCHOOL	1002203	2024	5	25	16	64.0				73	63	86.3	65	55	84.6				106	101	95.3	84	78	92.9	108	50	46.3	177	163	92.1	17	16	94.1	6	6	100.0		
		1002203	2023	5	20	9	45.0				67	50	74.6	42	24	57.1				72	58	80.6	73	65	89.0	90	37	41.1	139	125	89.9	25	22	88.0	11	11	100.0		
	BELLVILLE-SUID SEK.	1002207	2024	4													44	44	100.0	54	43	79.6	101	90	89.1	34	16	47.1	101	89	88.1								
		1002207	2023	4													72	72	100.0	102	76	74.5	160	124	77.5	70	35	50.0	157	135	86.0	15	10	66.7	11	11	100.0		
	BISHOP LAVIS SEK.	1002208	2024	4	8	8	100.0				40	25	62.5	12	9	75.0	153	153	100.0	29	26	89.7	122	79	64.8	34	16	47.1	183	136	74.3	14	9	64.3	9	5	55.6		
		1002208	2023	4	7	7	100.0				95	59	62.1	60	31	51.7	147	147	100.0	48	43	89.6	96	71	74.0	35	14	40.0	194	157	80.9	10	5	50.0	2	2	100.0		



Province Districts	Centre Name	Centre Number	Exam Date	Quintile	Accounting			Agricultural Sciences			Business Studies			Economics			English First Additional Language			Geography			History			Life Sciences			Mathematical Literacy			Mathematics			Physical Sciences				
					Total Wrote	Achieved 30 - 100%	% Achieved at 30% and Above	Total Wrote	Achieved 30 - 100%	% Achieved at 30% and Above	Total Wrote	Achieved 30 - 100%	% Achieved at 30% and Above	Total Wrote	Achieved 30 - 100%	% Achieved at 30% and Above	Total Wrote	Achieved 30 - 100%	% Achieved at 30% and Above	Total Wrote	Achieved 30 - 100%	% Achieved at 30% and Above	Total Wrote	Achieved 30 - 100%	% Achieved at 30% and Above	Total Wrote	Achieved 30 - 100%	% Achieved at 30% and Above	Total Wrote	Achieved 30 - 100%	% Achieved at 30% and Above	Total Wrote	Achieved 30 - 100%	% Achieved at 30% and Above	Total Wrote	Achieved 30 - 100%	% Achieved at 30% and Above		
					METRO NORTH	BLOUBERGRANT SEC	1002261	2024	5	30	21	70.0				91	89	97.8									103	101	98.1	54	45	83.3	117	114	97.4	48	33	68.8	33
		1002261	2023	5	59	33	55.9				84	84	100.0									72	70	97.2	46	41	89.1	88	85	96.6	52	38	73.1	28	20	71.4			
	BOSMANSDAM HS.	1002209	2024	5	12	11	91.7				99	95	96.0	24	23	95.8						42	35	83.3	77	65	84.4	119	118	99.2	39	29	74.4	28	18	64.3			
		1002209	2023	5	11	10	90.9				95	89	93.7	20	20	100.0	11	11	100.0			40	38	95.0	76	67	88.2	96	95	99.0	55	45	81.8	34	26	76.5			
	BUREN HS.	1001112	2024	4	13	7	53.8				94	88	93.6	48	30	62.5						46	46	100.0	60	42	70.0	87	85	97.7	21	16	76.2	14	7	50.0			
		1001112	2023	4	17	10	58.8				91	85	93.4	47	36	76.6						33	31	93.9	61	40	65.6	84	82	97.6	24	20	83.3	17	12	70.6			
	CAPE TOWN STUDIES AND TOURS	1002231	2024	99							4	4	100.0						3	3	100.0			1	1	100.0	4	4	100.0	1	1	100.0	1	1	100.0	1	1	100.0	
		1002231	2023	99							3	3	100.0									1	1	100.0	3	2	66.7	5	5	100.0	1	1	100.0	1	1	100.0	1	1	100.0
	CBC ST JOHN'S PARKLANDS	1001119	2024	5	11	11	100.0				9	9	100.0									5	5	100.0	16	16	100.0	10	10	100.0	21	21	100.0	12	12	100.0	12	12	100.0
		1001119	2023	5	5	5	100.0				10	10	100.0						14	14	100.0			7	7	100.0	12	12	100.0	11	11	100.0	18	18	100.0	10	8	80.0	
	CRAVENBY SEC	1002210	2024	5	21	12	57.1				87	77	88.5	32	18	56.3						71	62	87.3	28	23	82.1	79	69	87.3	18	8	44.4	15	5	33.3			
		1002210	2023	5	30	21	70.0				99	75	75.8	47	40	85.1						66	50	75.8	45	28	62.2	98	89	90.8	32	19	59.4	17	9	52.9			
	CURRO ACADEMY SANDOWN	1002295	2024	99	7	7	100.0				29	29	100.0								1	1	100.0	24	24	100.0	25	24	96.0	32	32	100.0	13	13	100.0	11	11	100.0	
		1002295	2023	99	10	10	100.0				25	21	84.0								3	3	100.0	16	16	100.0	15	13	86.7	25	25	100.0	12	12	100.0	7	7	100.0	
	CURRO DELFT	1002298	2024	99	5	4	80.0				89	81	91.0	36	23	63.9					3	3	100.0	32	32	100.0	31	24	77.4	89	88	98.9	25	18	72.0	9	7	77.8	
	CURRO UITZICHT HIGH SCHOOL	1004901	2024	99							14	13	92.9				6	6	100.0						10	10	100.0	23	23	100.0	3	2	66.7						
		1004901	2023	99	1	1	100.0				11	10	90.9				8	8	100.0						9	6	66.7	15	15	100.0	4	3	75.0	1	1	100.0			
	DELFT HIGH SCHOOL	1002292	2024	3	24	10	41.7				83	73	88.0	22	22	100.0	213	213	100.0	130	121	93.1	161	147	91.3	114	73	64.0	174	147	84.5	39	29	74.4	27	19	70.4		
	DELFT TECHNICAL HS	1005432	2024	4													85	85	100.0												28	25	89.3	15	14	93.3			
		1005432	2023	4													91	91	100.0											65	27	41.5	11	10	90.9				

Province Districts	Centre Name	Centre Number	Exam Date	Quintile	Accounting			Agricultural Sciences			Business Studies			Economics			English First Additional Language			Geography			History			Life Sciences			Mathematical Literacy			Mathematics			Physical Sciences		
					Total Wrote	Achieved 30 - 100%	% Achieved at 30% and Above	Total Wrote	Achieved 30 - 100%	% Achieved at 30% and Above	Total Wrote	Achieved 30 - 100%	% Achieved at 30% and Above	Total Wrote	Achieved 30 - 100%	% Achieved at 30% and Above	Total Wrote	Achieved 30 - 100%	% Achieved at 30% and Above	Total Wrote	Achieved 30 - 100%	% Achieved at 30% and Above	Total Wrote	Achieved 30 - 100%	% Achieved at 30% and Above	Total Wrote	Achieved 30 - 100%	% Achieved at 30% and Above	Total Wrote	Achieved 30 - 100%	% Achieved at 30% and Above	Total Wrote	Achieved 30 - 100%	% Achieved at 30% and Above			
					METRO NORTH	DF ACADEMY	1002212	2023	5	38	37	97.4				47	42	89.4	25	25	100.0	132	132	100.0	18	18	100.0	54	51	94.4	63	63	100.0	91	91	100.0	122
	DF Malan HS	1002212	2024	5	33	33	100.0				76	75	98.7	21	21	100.0	157	157	100.0	26	25	96.2	40	40	100.0	83	82	98.8	117	117	100.0	130	129	99.2	85	83	97.6
	DURBANVILLE HS.	1002213	2024	5	55	55	100.0							48	47	97.9	210	210	100.0	92	91	98.9	28	27	96.4	115	108	93.9	112	110	98.2	133	132	99.2	85	85	100.0
		1002213	2023	5	48	48	100.0							52	52	100.0	202	202	100.0	95	93	97.9	55	53	96.4	89	85	95.5	125	123	98.4	111	111	100.0	62	62	100.0
	EDGEMEAD HS.	1002214	2024	5	22	21	95.5				153	148	96.7							83	83	100.0	84	83	98.8	168	146	86.9	144	144	100.0	99	86	86.9	85	72	84.7
		1002214	2023	5	22	20	90.9				108	104	96.3							49	49	100.0	53	52	98.1	149	127	85.2	101	100	99.0	90	86	95.6	70	62	88.6
	ELSIESRIVIER SEK.	1002215	2024	4	87	56	64.4				249	207	83.1	71	50	70.4	102	102	100.0	33	24	72.7	198	192	97.0	99	62	62.6	273	245	89.7	45	21	46.7	26	13	50.0
		1002215	2023	4	90	59	65.6				188	158	84.0	58	47	81.0	81	81	100.0	40	27	67.5	140	134	95.7	132	81	61.4	226	209	92.5	64	26	40.6	37	9	24.3
	ELSWOOD SEK.	1002216	2024	4							23	11	47.8				48	48	100.0	8	8	100.0	63	42	66.7	30	13	43.3	102	63	61.8	4	0	0.0			
		1002216	2023	4							23	15	65.2				56	56	100.0	9	9	100.0	88	50	56.8	26	10	38.5	109	52	47.7	11	0	0.0			
	EMMANUEL CHRISTIAN ACADEMY	1002262	2024	99	3	3	100.0				9	9	100.0							12	12	100.0	8	8	100.0	8	7	87.5	9	8	88.9	5	5	100.0	4	4	100.0
		1002262	2023	99	6	4	66.7				10	9	90.0							8	8	100.0	9	8	88.9	7	3	42.9	10	10	100.0	4	4	100.0	2	2	100.0
	EXCELSIOR SEK.	1002217	2024	4	15	12	80.0				150	111	74.0				79	79	100.0	215	195	90.7	225	215	95.6	81	55	67.9	239	208	87.0	39	30	76.9	21	12	57.1
		1002217	2023	4	21	9	42.9				121	96	79.3				62	61	98.4	152	140	92.1	181	175	96.7	79	52	65.8	182	159	87.4	37	25	67.6	22	11	50.0
	FAIRBAIRN COLLEGE	1002218	2024	5	70	69	98.6				119	117	98.3							61	61	100.0				137	131	95.6	99	99	100.0	92	90	97.8	67	62	92.5
		1002218	2023	5	51	51	100.0				104	103	99.0							48	48	100.0				138	123	89.1	66	66	100.0	117	104	88.9	77	65	84.4
	FAIRDALE HIGH SCHOOL	1002293	2024	4	28	8	28.6				61	49	80.3	28	14	50.0	144	143	99.3	108	84	77.8	119	94	79.0	32	27	84.4	140	97	69.3	27	15	55.6	22	14	63.6
		1002293	2023	4	22	6	27.3				176	132	75.0	22	16	72.7	323	321	99.4	301	239	79.4	150	130	86.7	154	98	63.6	300	225	75.0	26	21	80.8			
	FAIRMONT HS.	1002219	2024	5	26	24	92.3				121	121	100.0							48	48	100.0	32	32	100.0	141	132	93.6	112	112	100.0	169	162	95.9	114	108	94.7
		1002219	2023	5	36	33	91.7				119	117	98.3							23	23	100.0	34	34	100.0	131	127	96.9	105	105	100.0	167	161	96.4	113	109	96.5

Province Districts	Centre Name	Centre Number	Exam Date	Quintile	Accounting			Agricultural Sciences			Business Studies			Economics			English First Additional Language			Geography			History			Life Sciences			Mathematical Literacy			Mathematics			Physical Sciences		
					Total Wrote	Achieved 30 - 100%	% Achieved at 30% and Above	Total Wrote	Achieved 30 - 100%	% Achieved at 30% and Above	Total Wrote	Achieved 30 - 100%	% Achieved at 30% and Above	Total Wrote	Achieved 30 - 100%	% Achieved at 30% and Above	Total Wrote	Achieved 30 - 100%	% Achieved at 30% and Above	Total Wrote	Achieved 30 - 100%	% Achieved at 30% and Above	Total Wrote	Achieved 30 - 100%	% Achieved at 30% and Above	Total Wrote	Achieved 30 - 100%	% Achieved at 30% and Above	Total Wrote	Achieved 30 - 100%	% Achieved at 30% and Above	Total Wrote	Achieved 30 - 100%	% Achieved at 30% and Above			
					METRO NORTH	FISANTEKRAAL HS	1002291	2024	1	19	8	42.1				56	43	76.8	55	18	32.7	142	142	100.0	39	34	87.2	69	65	94.2	18	18	100.0	121	92	76.0	21
		1002291	2023	1	29	16	55.2				89	68	76.4	96	54	56.3	176	176	100.0	80	63	78.8	76	60	78.9	12	11	91.7	162	125	77.2	15	4	26.7	12	6	50.0
	FLORIDA SEK.	1002220	2024	4							58	48	82.8				29	29	100.0	69	56	81.2	85	79	92.9	31	6	19.4	84	76	90.5	6	3	50.0	5	0	0.0
		1002220	2023	4							51	34	66.7				36	36	100.0	107	81	75.7	75	56	74.7	56	14	25.0	107	84	78.5						
	GOODWOOD KOLLEGE	1002211	2024	4	14	10	71.4				83	73	88.0	14	14	100.0							28	26	92.9	44	33	75.0	93	92	98.9	23	20	87.0	20	11	55.0
		1002211	2023	4	35	19	54.3				138	114	82.6										22	20	90.9	53	31	58.5	115	112	97.4	24	20	83.3			
	HINDLE HS	1002281	2024	4							152	99	65.1				207	207	100.0	38	36	94.7	169	148	87.6	55	39	70.9	207	171	82.6						
		1002281	2023	4							141	92	65.2				162	162	100.0	21	20	95.2	141	134	95.0	21	17	81.0	162	140	86.4						
	INKWENKWEZI SEC	1002249	2024	3							83	61	73.5	57	36	63.2	202	201	99.5	145	126	86.9	166	150	90.4	100	64	64.0	166	142	85.5	36	24	66.7	35	28	80.0
		1002249	2023	3							55	25	45.5	32	18	56.3	201	201	100.0	169	152	89.9	162	136	84.0	119	89	74.8	162	126	77.8	40	26	65.0	40	34	85.0
	J.G. MEIRING HS.	1002224	2024	5	21	18	85.7				59	55	93.2							47	47	100.0	150	142	94.7	94	85	90.4	132	130	98.5	55	40	72.7	39	33	84.6
		1002224	2023	5	13	11	84.6				79	71	89.9							52	51	98.1	158	147	93.0	116	93	80.2	101	97	96.0	102	48	47.1	54	38	70.4
	JOHN RAMSAY HS.	1002225	2024	4							67	41	61.2				58	58	100.0				31	26	83.9	56	24	42.9	123	112	91.1						
		1002225	2023	4							57	27	47.4				62	62	100.0				90	64	71.1	39	16	41.0	129	105	81.4						
	KASSELSVLEI KOMPRESIEWE HS	1002226	2024	4	28	21	75.0				84	73	86.9				51	51	100.0				88	68	77.3	26	19	73.1	79	59	74.7	40	11	27.5	23	11	47.8
		1002226	2023	4	19	11	57.9				65	58	89.2				49	49	100.0				72	51	70.8	12	12	100.0	85	66	77.6	33	21	63.6	15	14	93.3
	LEIDEN SEC.	1002265	2024	4	18	12	66.7				117	96	82.1				173	172	99.4	68	59	86.8	71	66	93.0	61	39	63.9	154	129	83.8	19	8	42.1			
		1002265	2023	4	16	14	87.5				127	70	55.1				175	175	100.0	49	49	100.0	111	80	72.1	49	32	65.3	166	123	74.1	10	7	70.0			
	MANZOMTHOMBO SEC.	1004426	2024	3	29	21	72.4				157	125	79.6	54	20	37.0	285	285	100.0	33	33	100.0	173	160	92.5	200	141	70.5	224	192	85.7	61	58	95.1	60	54	90.0
		1004426	2023	3	76	39	51.3				166	135	81.3	76	61	80.3	309	309	100.0	41	41	100.0	154	147	95.5	192	173	90.1	232	208	89.7	77	72	93.5	74	63	85.1

Province Districts	Centre Name	Centre Number	Exam Date	Quintile	Accounting			Agricultural Sciences			Business Studies			Economics			English First Additional Language			Geography			History			Life Sciences			Mathematical Literacy			Mathematics			Physical Sciences					
					Total Wrote	Achieved 30 - 100%	% Achieved at 30% and Above	Total Wrote	Achieved 30 - 100%	% Achieved at 30% and Above	Total Wrote	Achieved 30 - 100%	% Achieved at 30% and Above	Total Wrote	Achieved 30 - 100%	% Achieved at 30% and Above	Total Wrote	Achieved 30 - 100%	% Achieved at 30% and Above	Total Wrote	Achieved 30 - 100%	% Achieved at 30% and Above	Total Wrote	Achieved 30 - 100%	% Achieved at 30% and Above	Total Wrote	Achieved 30 - 100%	% Achieved at 30% and Above	Total Wrote	Achieved 30 - 100%	% Achieved at 30% and Above	Total Wrote	Achieved 30 - 100%	% Achieved at 30% and Above						
					METRO NORTH	MARIAN RC SEC.	1002227	2024	4	18	8	44.4				24	23	95.8									54	54	100.0	24	16	66.7	45	43	95.6	9	2	22.2		
		1002227	2023	4	18	6	33.3				42	35	83.3									52	49	94.2	30	15	50.0	34	29	85.3	18	4	22.2							
	MASIBAMBISANE SEC.	1001143	2024	4	29	16	55.2				67	55	82.1	87	36	41.4	258	255	98.8	172	155	90.1	76	69	90.8	191	137	71.7	149	118	79.2	109	72	66.1	94	46	48.9			
		1001143	2023	4	34	22	64.7				72	58	80.6	115	58	50.4	250	250	100.0	157	130	82.8	75	59	78.7	180	93	51.7	176	144	81.8	77	50	64.9	63	39	61.9			
	MELKBOS HIGH SCHOOL	1002273	2024	5	28	28	100.0							87	79	90.8	66	66	100.0	61	61	100.0	61	60	98.4	102	89	87.3	124	124	100.0	51	49	96.1	38	35	92.1			
		1002273	2023	5	24	23	95.8							90	85	94.4	71	71	100.0	61	61	100.0	73	69	94.5	125	113	90.4	133	133	100.0	67	58	86.6	47	46	97.9			
	MELKBOSSTRAND PRIVATE SCHOOL	1002276	2023	5	1	1	100.0				10	10	100.0				4	4	100.0							10	10	100.0	11	11	100.0	9	8	88.9	5	4	80.0			
	MERIDIAN PINEHURST PRIVATE SCHOOL	1002263	2024	99	18	14	77.8				72	71	98.6							57	57	100.0	16	16	100.0	82	71	86.6	72	72	100.0	50	49	98.0	35	30	85.7			
		1002263	2023	99	18	13	72.2				48	48	100.0							36	36	100.0	23	23	100.0	41	38	92.7	62	62	100.0	23	23	100.0	15	14	93.3			
	MFULENI SEC	1002270	2024	3	48	18	37.5				97	86	88.7	96	66	68.8	261	261	100.0	118	104	88.1	138	129	93.5	120	90	75.0	208	181	87.0	57	51	89.5	57	39	68.4			
		1002270	2023	3	28	15	53.6				72	49	68.1	72	34	47.2	255	255	100.0	102	99	97.1	156	138	88.5	185	103	55.7	229	202	88.2	29	25	86.2	29	24	82.8			
	MFULENI TECHNICAL ACADEMY	1002297	2024	3				101	73	72.3	108	73	67.6				209	208	99.5	101	98	97.0	179	167	93.3				167	123	73.7	42	16	38.1	30	8	26.7			
	MILNERTON HS.	1001144	2024	5	29	29	100.0				124	119	96.0							52	52	100.0	35	34	97.1	114	110	96.5	113	111	98.2	112	112	100.0	68	62	91.2			
		1001144	2023	5	26	25	96.2				115	112	97.4							47	47	100.0	19	18	94.7	108	104	96.3	96	96	100.0	121	121	100.0	78	76	97.4			
	OAKLAND ACADEMY	1002294	2024	99	2	2	100.0				16	15	93.8							4	4	100.0	4	4	100.0	15	14	93.3	11	11	100.0	13	5	38.5	7	2	28.6			
		1002294	2023	99	2	2	100.0				3	3	100.0							4	3	75.0	8	7	87.5	6	4	66.7	7	7	100.0	7	5	71.4	5	1	20.0			
	PARKLANDS COLLEGE	1002259	2024	5	16	16	100.0				45	45	100.0	19	19	100.0										12	12	100.0	30	30	100.0	38	38	100.0	54	54	100.0	34	33	97.1
		1002259	2023	5	18	18	100.0				42	41	97.6	22	22	100.0										22	22	100.0	22	22	100.0	42	42	100.0	64	64	100.0	46	46	100.0

Province Districts	Centre Name	Centre Number	Exam Date	Quintile	Accounting			Agricultural Sciences			Business Studies			Economics			English First Additional Language			Geography			History			Life Sciences			Mathematical Literacy			Mathematics			Physical Sciences				
					Total Wrote	Achieved 30 - 100%	% Achieved at 30% and Above	Total Wrote	Achieved 30 - 100%	% Achieved at 30% and Above	Total Wrote	Achieved 30 - 100%	% Achieved at 30% and Above	Total Wrote	Achieved 30 - 100%	% Achieved at 30% and Above	Total Wrote	Achieved 30 - 100%	% Achieved at 30% and Above	Total Wrote	Achieved 30 - 100%	% Achieved at 30% and Above	Total Wrote	Achieved 30 - 100%	% Achieved at 30% and Above	Total Wrote	Achieved 30 - 100%	% Achieved at 30% and Above	Total Wrote	Achieved 30 - 100%	% Achieved at 30% and Above	Total Wrote	Achieved 30 - 100%	% Achieved at 30% and Above					
					METRO NORTH	PAROW HS.	1002228	2024	5	43	42	97.7				109	105	96.3	49	44	89.8	23	23	100.0				71	69	97.2	109	93	85.3	179	176	98.3	42	40	95.2
		1002228	2023	5	56	50	89.3				184	177	96.2	76	69	90.8	24	24	100.0						124	105	84.7	186	182	97.8	53	42	79.2	23	20	87.0			
	PERSEVERANCE SEK	1002229	2024	4							23	5	21.7				50	50	100.0	57	47	82.5	60	47	78.3	20	9	45.0	80	62	77.5								
		1002229	2023	4							27	16	59.3				76	76	100.0	78	51	65.4	95	78	82.1	11	7	63.6	104	79	76.0	1	1	100.0					
	PRESIDENT HS.	1002230	2024	5	11	11	100.0				116	109	94.0				39	39	100.0	27	24	88.9	57	51	89.5	79	64	81.0	156	151	96.8	32	29	90.6	20	14	70.0		
		1002230	2023	5	14	13	92.9				63	61	96.8				31	31	100.0	18	18	100.0	52	43	82.7	70	51	72.9	127	124	97.6	24	18	75.0	14	12	85.7		
	PROTEUS SEK	1005516	2024	4													138	138	100.0				105	80	76.2	31	10	32.3	105	82	78.1	1	1	100.0	1	1	100.0		
		1005516	2023	4													185	185	100.0	18	14	77.8	136	58	42.6	75	12	16.0	154	114	74.0	1	1	100.0	1	1	100.0		
	RANGE SEK.	1002232	2024	4							35	20	57.1				41	41	100.0	64	51	79.7				29	9	31.0	64	48	75.0								
		1002232	2023	4							18	13	72.2				40	40	100.0	40	34	85.0				21	5	23.8	39	25	64.1								
	RAVENSMEAD SEK.	1002233	2024	4	5	5	100.0				66	45	68.2				133	133	100.0	49	46	93.9	67	65	97.0	67	37	55.2	127	109	85.8	6	3	50.0	5	5	100.0		
		1002233	2023	4	9	9	100.0				93	56	60.2				175	175	100.0	49	42	85.7	91	84	92.3	80	30	37.5	165	150	90.9	9	9	100.0	5	5	100.0		
	RIVERSIDE COLLEGE	1002289	2024	5							7	7	100.0										3	3	100.0	10	9	90.0	6	6	100.0	5	5	100.0	4	4	100.0		
		1002289	2023	5							13	13	100.0										6	6	100.0	13	13	100.0	10	10	100.0	8	7	87.5	4	4	100.0		
	ROBINVALE HS	1005517	2024	5	49	33	67.3				134	127	94.8	41	34	82.9	103	103	100.0	147	130	88.4	52	48	92.3	95	71	74.7	177	161	91.0	29	18	62.1	20	15	75.0		
		1005517	2023	5	58	45	77.6				184	154	83.7	72	59	81.9	143	143	100.0	182	139	76.4	59	50	84.7	59	46	78.0	235	210	89.4	23	23	100.0	15	15	100.0		
	ROSENDAAL SEK.	1004431	2024	3	44	37	84.1				55	48	87.3	54	25	46.3	86	86	100.0	99	70	70.7	62	45	72.6	47	25	53.2	154	117	76.0								
		1004431	2023	3	17	14	82.4				36	31	86.1	36	22	61.1	89	89	100.0	119	93	78.2	75	55	73.3	62	33	53.2	156	110	70.5								
	SAXONSEA SEK.	1005518	2024	4	23	22	95.7				36	32	88.9	36	18	50.0	273	273	100.0	148	141	95.3	146	141	96.6	106	86	81.1	230	217	94.3	43	26	60.5	41	33	80.5		
		1005518	2023	4	24	24	100.0				25	24	96.0	13	11	84.6	225	225	100.0	146	136	93.2	131	123	93.9	60	41	68.3	203	174	85.7	21	17	81.0	19	16	84.2		

Province Districts	Centre Name	Centre Number	Exam Date	Quintile	Accounting			Agricultural Sciences			Business Studies			Economics			English First Additional Language			Geography			History			Life Sciences			Mathematical Literacy			Mathematics			Physical Sciences				
					Total Wrote	Achieved 30 - 100%	% Achieved at 30% and Above	Total Wrote	Achieved 30 - 100%	% Achieved at 30% and Above	Total Wrote	Achieved 30 - 100%	% Achieved at 30% and Above	Total Wrote	Achieved 30 - 100%	% Achieved at 30% and Above	Total Wrote	Achieved 30 - 100%	% Achieved at 30% and Above	Total Wrote	Achieved 30 - 100%	% Achieved at 30% and Above	Total Wrote	Achieved 30 - 100%	% Achieved at 30% and Above	Total Wrote	Achieved 30 - 100%	% Achieved at 30% and Above	Total Wrote	Achieved 30 - 100%	% Achieved at 30% and Above	Total Wrote	Achieved 30 - 100%	% Achieved at 30% and Above	Total Wrote	Achieved 30 - 100%	% Achieved at 30% and Above		
					METRO NORTH	SHILOH CENTRE OF LEARNING	1002277	2024	5							2	2	100.0												5	5	100.0	5	5	100.0	4	3	75.0	4
	SIMUNYE SEK.	1004435	2024	4	26	11	42.3				63	52	82.5	44	24	54.5	160	159	99.4	50	48	96.0	106	98	92.5	69	36	52.2	150	98	65.3	10	4	40.0					
		1004435	2023	4	28	16	57.1				87	73	83.9	89	65	73.0	166	165	99.4	5	4	80.0	100	90	90.0	82	45	54.9	156	103	66.0	14	6	42.9					
	SINENJONGO HS	1002267	2024	4	35	26	74.3	63	59	93.7	102	84	82.4	66	55	83.3	255	255	100.0	157	149	94.9				149	139	93.3	186	174	93.5	70	54	77.1	65	49	75.4		
		1002267	2023	4	48	34	70.8	76	65	85.5	114	96	84.2	89	80	89.9	302	302	100.0	181	168	92.8				168	130	77.4	224	206	92.0	78	52	66.7	66	57	86.4		
	ST. ANDREW'S SEK.	1002234	2024	4							48	40	83.3	48	20	41.7	58	58	100.0				14	9	64.3				48	37	77.1								
		1002234	2023	4							20	12	60.0	19	6	31.6	54	54	100.0				7	4	57.1				19	16	84.2								
	STELLENBERG HS.	1002235	2024	5	37	37	100.0				138	135	97.8				139	139	100.0	36	36	100.0	101	96	95.0	99	96	97.0	127	127	100.0	165	162	98.2	81	81	100.0		
		1002235	2023	5	41	40	97.6				130	125	96.2				131	131	100.0	39	39	100.0	87	80	92.0	105	99	94.3	121	120	99.2	156	154	98.7	101	100	99.0		
	SUNNINGDALE SCHOOL	1001183	2024	99							7	7	100.0															5	5	100.0	1	1	100.0						
		1001183	2023	99							5	5	100.0															3	1	33.3	6	6	100.0						
	SUNRIDGE CIRCLE HIGH SCHOOL	1002296	2024	4							63	40	63.5															63	46	73.0									
	SYMPHONY SEK.	1002236	2024	4							72	42	58.3				56	56	100.0	31	23	74.2	31	24	77.4	32	17	53.1	104	85	81.7								
		1002236	2023	4							58	30	51.7				47	47	100.0	29	23	79.3	29	26	89.7	29	12	41.4	87	71	81.6								
	TABLE VIEW HS.	1001164	2024	5	22	18	81.8				149	144	96.6							54	54	100.0	68	68	100.0	104	87	83.7	100	100	100.0	97	66	68.0	32	28	87.5		
		1001164	2023	5	35	30	85.7				127	125	98.4							57	56	98.2	35	33	94.3	120	105	87.5	79	78	98.7	106	80	75.5	61	55	90.2		
	TAFELBERGSKOOL	1001165	2024	99							19	14	73.7							17	17	100.0	11	11	100.0				30	30	100.0								
		1001165	2023	99							18	18	100.0							16	16	100.0	14	12	85.7				32	31	96.9								

Province Districts	Centre Name	Centre Number	Exam Date	Quintile	Accounting			Agricultural Sciences			Business Studies			Economics			English First Additional Language			Geography			History			Life Sciences			Mathematical Literacy			Mathematics			Physical Sciences					
					Total Wrote	Achieved 30 - 100%	% Achieved at 30% and Above	Total Wrote	Achieved 30 - 100%	% Achieved at 30% and Above	Total Wrote	Achieved 30 - 100%	% Achieved at 30% and Above	Total Wrote	Achieved 30 - 100%	% Achieved at 30% and Above	Total Wrote	Achieved 30 - 100%	% Achieved at 30% and Above	Total Wrote	Achieved 30 - 100%	% Achieved at 30% and Above	Total Wrote	Achieved 30 - 100%	% Achieved at 30% and Above	Total Wrote	Achieved 30 - 100%	% Achieved at 30% and Above	Total Wrote	Achieved 30 - 100%	% Achieved at 30% and Above	Total Wrote	Achieved 30 - 100%	% Achieved at 30% and Above						
					METRO NORTH	THE SETTLERS HS.	1002237	2024	5	34	34	100.0						123	111	90.2				142	142	100.0	101	101	100.0	138	126	91.3	81	81	100.0	175	143	81.7	105	97
		1002237	2023	5	34	31	91.2						103	98	95.1				129	129	100.0	98	98	100.0	173	169	97.7	92	92	100.0	161	145	90.1	104	97	93.3				
	TYGERBERG HS	1002238	2024	5	35	30	85.7				107	97	90.7	41	31	75.6	54	54	100.0				20	20	100.0	65	56	86.2	113	112	99.1	56	50	89.3	30	28	93.3			
		1002238	2023	5	48	44	91.7				94	82	87.2	36	34	94.4	67	67	100.0				21	21	100.0	72	69	95.8	109	109	100.0	71	67	94.4	42	39	92.9			
	VALHALLA SEK	1002241	2024	4	6	6	100.0				72	55	76.4				32	32	100.0	29	23	79.3	43	35	81.4	59	20	33.9	67	59	88.1	9	3	33.3						
		1002241	2023	4	31	7	22.6				68	45	66.2				39	39	100.0	73	52	71.2	47	40	85.1	81	40	49.4	96	77	80.2	8	6	75.0						
	VOORBRUG SEK.	1004438	2024	3							97	82	84.5				87	87	100.0	38	34	89.5	94	85	90.4	40	23	57.5	151	114	75.5									
		1004438	2023	3							92	77	83.7				82	82	100.0	55	41	74.5	97	63	64.9	42	14	33.3	148	115	77.7									
METRO SOUTH	ALOE SEC.	1006601	2024	5							61	46	75.4				45	45	100.0	40	40	100.0	75	57	76.0	39	36	92.3	135	116	85.9	24	19	79.2	23	16	69.6			
		1006601	2023	5							40	25	62.5	40	13	32.5	55	55	100.0	134	104	77.6	116	76	65.5	94	48	51.1	155	119	76.8	20	10	50.0	20	13	65.0			
	AZ BERMAN HIGH SCHOOL	1009987	2024	4							51	32	62.7	28	4	14.3	38	38	100.0	78	54	69.2	100	68	68.0	49	33	67.3	110	83	75.5	18	10	55.6						
		1009987	2023	4							46	23	50.0	56	19	33.9	45	45	100.0	77	62	80.5	76	47	61.8	58	30	51.7	92	62	67.4	32	8	25.0	1	1	100.0			
	BEACON HILL SEK.	1006602	2024	4							43	34	79.1	28	22	78.6	12	12	100.0	27	23	85.2	122	109	89.3	7	7	100.0	149	131	87.9									
		1006602	2023	4							37	26	70.3	41	34	82.9	34	34	100.0	46	33	71.7	140	120	85.7	15	12	80.0	186	128	68.8									
	BERGVLIET HS.	1009903	2024	5	26	25	96.2				105	104	99.0							42	42	100.0	82	82	100.0	119	117	98.3	117	117	100.0	97	92	94.8	63	57	90.5			
		1009903	2023	5	31	29	93.5				83	83	100.0							41	41	100.0	84	83	98.8	117	115	98.3	89	89	100.0	103	101	98.1	54	50	92.6			
	CAPE ACADEMY FOR MATHS, SCIENCE AND TEC	1009947	2024	5	22	19	86.4													20	20	100.0				44	41	93.2				74	58	78.4	62	45	72.6			
		1009947	2023	5	30	22	73.3																		59	59	100.0				89	72	80.9	89	65	73.0				
	CEDAR SEC.	1006603	2024	5										42	17	40.5									226	184	81.4	66	43	65.2	209	153	73.2	19	2	10.5				
		1006603	2023	5										67	46	68.7										226	166	73.5	55	30	54.5	221	179	81.0	6	1	16.7			





Province Districts	Centre Name	Centre Number	Exam Date	Quintile	Accounting			Agricultural Sciences			Business Studies			Economics			English First Additional Language			Geography			History			Life Sciences			Mathematical Literacy			Mathematics			Physical Sciences		
					Total Wrote	Achieved 30 - 100%	% Achieved at 30% and Above	Total Wrote	Achieved 30 - 100%	% Achieved at 30% and Above	Total Wrote	Achieved 30 - 100%	% Achieved at 30% and Above	Total Wrote	Achieved 30 - 100%	% Achieved at 30% and Above	Total Wrote	Achieved 30 - 100%	% Achieved at 30% and Above	Total Wrote	Achieved 30 - 100%	% Achieved at 30% and Above	Total Wrote	Achieved 30 - 100%	% Achieved at 30% and Above	Total Wrote	Achieved 30 - 100%	% Achieved at 30% and Above	Total Wrote	Achieved 30 - 100%	% Achieved at 30% and Above	Total Wrote	Achieved 30 - 100%	% Achieved at 30% and Above			
					METRO SOUTH	GLENDALE SEC.	1006606	2024	4						130	89	68.5				95	95	100.0	126	106	84.1	109	91	83.5	123	70	56.9	190	159	83.7	65	21
		1006606	2023	4	14	6	42.9			142	98	69.0							102	81	79.4	138	120	87.0	101	45	44.6	208	181	87.0	35	8	22.9	20	7	35.0	
	GRASSDALE HOER	1009915	2024	5	15	7	46.7			65	60	92.3							80	71	88.8	67	59	88.1	48	32	66.7	136	127	93.4	21	10	47.6	9	7	77.8	
		1009915	2023	5	28	6	21.4			62	53	85.5							49	43	87.8	76	68	89.5	51	32	62.7	119	108	90.8	18	9	50.0	11	6	54.5	
	GRASSY PARK SEC.	1009916	2024	5	7	6	85.7			109	76	69.7	29	20	69.0				35	33	94.3	122	104	85.2	24	22	91.7	114	102	89.5	24	4	16.7	10	4	40.0	
		1009916	2023	5	1	1	100.0			97	62	63.9	63	28	44.4				37	34	91.9	117	96	82.1	46	30	65.2	100	85	85.0	31	7	22.6	15	10	66.7	
	HEATHFIELD HS	1009920	2024	5	18	8	44.4						31	29	93.5				101	85	84.2	93	76	81.7	91	60	65.9	119	101	84.9	42	11	26.2	13	8	61.5	
		1009920	2023	5	19	3	15.8						31	21	67.7				126	86	68.3	122	90	73.8	100	56	56.0	114	80	70.2	87	16	18.4	25	8	32.0	
	IMMACULATA RK SEC.	1009923	2024	5	14	8	57.1			66	62	93.9										37	34	91.9	53	42	79.2	54	52	96.3	28	13	46.4	22	11	50.0	
		1009923	2023	5	14	13	92.9			65	55	84.6										42	39	92.9	61	50	82.0	53	50	94.3	33	14	42.4	16	9	56.3	
	INTSEBENZISWANO SEC	1006657	2024	2	15	10	66.7			79	62	78.5	18	17	94.4	272	272	100.0	135	125	92.6	222	184	82.9	135	86	63.7	239	175	73.2	33	31	93.9	33	29	87.9	
		1006657	2023	2	15	12	80.0			76	56	73.7	21	19	90.5	230	230	100.0	122	102	83.6	188	144	76.6	101	61	60.4	206	152	73.8	26	24	92.3	25	23	92.0	
	LAKESIDE EDUCATION ACADEMY	1009992	2024	99						3	3	100.0										1	1	100.0	4	4	100.0	4	4	100.0	2	2	100.0	1	1	100.0	
		1009992	2023	99						4	4	100.0												6	5	83.3	6	6	100.0								
	LAVENDER HILL HIGH SCHOOL	1009925	2024	4						36	26	72.2				71	71	100.0	41	39	95.1	58	39	67.2	25	14	56.0	123	106	86.2							
		1009925	2023	4												70	70	100.0	52	40	76.9	79	49	62.0	58	12	20.7	131	102	77.9							
	LENTEGEUR SEC.	1006610	2024	5	12	6	50.0			57	42	73.7				17	17	100.0	123	94	76.4	62	43	69.4	72	40	55.6	104	76	73.1	31	11	35.5	17	4	23.5	
		1006610	2023	5	18	7	38.9			87	53	60.9				17	17	100.0	190	117	61.6	110	51	46.4	99	37	37.4	188	124	66.0	20	6	30.0	15	3	20.0	
	LOTUS SEK.	1009927	2024	5						30	27	90.0				7	7	100.0				12	10	83.3	18	12	66.7	28	24	85.7	2	1	50.0				
		1009927	2023	5						43	32	74.4				15	15	100.0				18	15	83.3	24	12	50.0	21	18	85.7	22	4	18.2				

Province Districts	Centre Name	Centre Number	Exam Date	Quintile	Accounting			Agricultural Sciences			Business Studies			Economics			English First Additional Language			Geography			History			Life Sciences			Mathematical Literacy			Mathematics			Physical Sciences		
					Total Wrote	Achieved 30 - 100%	% Achieved at 30% and Above	Total Wrote	Achieved 30 - 100%	% Achieved at 30% and Above	Total Wrote	Achieved 30 - 100%	% Achieved at 30% and Above	Total Wrote	Achieved 30 - 100%	% Achieved at 30% and Above	Total Wrote	Achieved 30 - 100%	% Achieved at 30% and Above	Total Wrote	Achieved 30 - 100%	% Achieved at 30% and Above	Total Wrote	Achieved 30 - 100%	% Achieved at 30% and Above	Total Wrote	Achieved 30 - 100%	% Achieved at 30% and Above	Total Wrote	Achieved 30 - 100%	% Achieved at 30% and Above	Total Wrote	Achieved 30 - 100%	% Achieved at 30% and Above	Total Wrote	Achieved 30 - 100%	% Achieved at 30% and Above
					MASIPHUMELELE HS	1009970	2024	3	17	11	64.7				74	71	95.9	74	65	87.8	223	222	99.6	150	118	78.7	166	140	84.3	150	75	50.0	180	150	83.3	44	31
	1009970	2023	3	15	6	40.0				96	71	74.0	96	65	67.7	228	228	100.0	134	82	61.2	186	135	72.6	134	60	44.8	200	147	73.5	30	11	36.7	29	17	58.6	
MICHAEL OAK WALDORF SCHOOL	1001194	2024	5																4	4	100.0	9	9	100.0	3	3	100.0	5	5	100.0	5	5	100.0	4	4	100.0	
MITCHELL'S PLAIN HIGH SCHOOL	1009996	2024	5																75	67	89.3				56	44	78.6	66	61	92.4	28	14	50.0	20	8	40.0	
MONDALE HS.	1006615	2024	5	112	107	95.5				142	138	97.2	39	39	100.0				137	133	97.1	112	112	100.0	101	100	99.0	136	135	99.3	116	107	92.2	81	70	86.4	
	1006615	2023	5	116	110	94.8				140	134	95.7	40	39	97.5				132	128	97.0	105	100	95.2	111	92	82.9	146	145	99.3	105	103	98.1	77	64	83.1	
MUIZENBERG HS.	1009928	2024	5	19	18	94.7				75	64	85.3							13	12	92.3	60	56	93.3	71	56	78.9	104	96	92.3	41	23	56.1	24	15	62.5	
	1009928	2023	5	12	11	91.7				55	50	90.9							15	15	100.0	60	47	78.3	64	45	70.3	95	91	95.8	37	19	51.4	23	13	56.5	
NEW EISLEBEN SEC	1006658	2024	3	13	8	61.5				80	58	72.5	83	36	43.4	286	286	100.0	238	194	81.5	208	182	87.5	184	121	65.8	236	179	75.8	50	47	94.0	48	36	75.0	
	1006658	2023	3	20	19	95.0				72	62	86.1	72	61	84.7	227	227	100.0	168	142	84.5	146	130	89.0	170	117	68.8	182	148	81.3	45	42	93.3	33	24	72.7	
NORMAN HENSHILWOOD HS.	1009930	2024	5	22	22	100.0				134	131	97.8	55	43	78.2				49	48	98.0	64	64	100.0	146	126	86.3	119	119	100.0	84	72	85.7	58	57	98.3	
	1009930	2023	5	43	35	81.4				141	136	96.5	58	56	96.6				50	49	98.0	72	70	97.2	140	122	87.1	103	101	98.1	105	95	90.5	63	61	96.8	
OAKLEY HOUSE SCHOOL	1009988	2024	99							8	8	100.0										2	2	100.0	2	2	100.0	7	7	100.0	5	5	100.0	3	1	33.3	
	1009988	2023	99							8	8	100.0										2	2	100.0				6	6	100.0	5	4	80.0	3	3	100.0	
OCEAN VIEW SEC.	1009931	2024	4							65	46	70.8				31	31	100.0	105	84	80.0	85	59	69.4	80	33	41.3	113	86	76.1	32	13	40.6	22	10	45.5	
	1009931	2023	4							100	55	55.0				53	52	98.1	136	85	62.5	122	68	55.7	91	36	39.6	160	114	71.3	30	15	50.0	20	13	65.0	
ORACLE SENIOR SECONDARY SCHOOL	1009981	2024	99	9	9	100.0				30	29	96.7	22	19	86.4				21	21	100.0	1	1	100.0	28	28	100.0	21	21	100.0	29	28	96.6	20	20	100.0	
	1009981	2023	99	3	3	100.0				31	31	100.0	20	19	95.0				28	28	100.0				27	27	100.0	23	23	100.0	25	25	100.0	18	18	100.0	

Province Districts	Centre Name	Centre Number	Exam Date	Quintile	Accounting			Agricultural Sciences			Business Studies			Economics			English First Additional Language			Geography			History			Life Sciences			Mathematical Literacy			Mathematics			Physical Sciences		
					Total Wrote	Achieved 30 - 100%	% Achieved at 30% and Above	Total Wrote	Achieved 30 - 100%	% Achieved at 30% and Above	Total Wrote	Achieved 30 - 100%	% Achieved at 30% and Above	Total Wrote	Achieved 30 - 100%	% Achieved at 30% and Above	Total Wrote	Achieved 30 - 100%	% Achieved at 30% and Above	Total Wrote	Achieved 30 - 100%	% Achieved at 30% and Above	Total Wrote	Achieved 30 - 100%	% Achieved at 30% and Above	Total Wrote	Achieved 30 - 100%	% Achieved at 30% and Above	Total Wrote	Achieved 30 - 100%	% Achieved at 30% and Above	Total Wrote	Achieved 30 - 100%	% Achieved at 30% and Above			
					METRO SOUTH	OSCAR MPETHA HS	1006616	2024	2	13	10	76.9				44	35	79.5	45	32	71.1	139	139	100.0	96	81	84.4	71	61	85.9	25	25	100.0	109	82	75.2	31
		1006616	2023	2	26	17	65.4				67	52	77.6	57	47	82.5	170	170	100.0	107	85	79.4	87	66	75.9	35	24	68.6	138	98	71.0	37	21	56.8	20	18	90.0
	OVAL NORTH SEC.	1006617	2024	4							103	94	91.3				8	8	100.0						71	42	59.2	103	96	93.2	35	19	54.3	35	22	62.9	
		1006617	2023	4							116	79	68.1				14	14	100.0						59	30	50.8	116	104	89.7	22	14	63.6	22	15	68.2	
	PELICAN PARK HIGH SCHOOL	1009932	2024	5	6	3	50.0				36	29	80.6	36	21	58.3				60	58	96.7	92	86	93.5	49	44	89.8	132	119	90.2	23	20	87.0	19	15	78.9
		1009932	2023	5	3	3	100.0				44	34	77.3	44	32	72.7				75	65	86.7	112	98	87.5	56	43	76.8	137	128	93.4	19	15	78.9	14	12	85.7
	PHAKAMA SEC.	1006618	2024	2	6	6	100.0				48	45	93.8	25	11	44.0	155	155	100.0	132	115	87.1	109	98	89.9	90	50	55.6	139	114	82.0	18	16	88.9	18	11	61.1
		1006618	2023	2	7	7	100.0				62	48	77.4	27	20	74.1	178	178	100.0	152	127	83.6	110	96	87.3	152	78	51.3	152	123	80.9	26	18	69.2	26	15	57.7
	PHANDULWAZI HS.	1009971	2024	3							75	64	85.3	44	36	81.8	174	174	100.0	57	55	96.5	90	79	87.8	99	77	77.8	134	113	84.3	40	23	57.5	40	17	42.5
		1009971	2023	3	24	9	37.5				86	59	68.6	54	43	79.6	211	206	97.6	44	44	100.0	116	99	85.3	128	67	52.3	170	130	76.5	44	34	77.3	44	27	61.4
	PHILLIPI SEC	1006641	2024	2	32	12	37.5				94	79	84.0	32	19	59.4	235	235	100.0	203	167	82.3	169	155	91.7	120	79	65.8	190	159	83.7	41	26	63.4	31	20	64.5
		1006641	2023	2	18	12	66.7				55	36	65.5	29	15	51.7	138	138	100.0	111	84	75.7	102	77	75.5	69	37	53.6	111	86	77.5	29	16	55.2	19	11	57.9
	PLUMSTEAD HS.	1009933	2024	5							126	122	96.8							75	74	98.7	35	35	100.0	103	84	81.6	134	134	100.0	40	23	57.5	21	16	76.2
		1009933	2023	5							125	119	95.2							101	96	95.0	22	22	100.0	132	91	68.9	140	139	99.3	39	31	79.5	18	16	88.9
	PORTLAND SEC.	1006621	2024	5	21	20	95.2				122	104	85.2	25	23	92.0				163	145	89.0	130	128	98.5	105	94	89.5	237	207	87.3	37	24	64.9	22	20	90.9
		1006621	2023	5	40	30	75.0				113	100	88.5	53	51	96.2				171	157	91.8	134	125	93.3	141	111	78.7	212	195	92.0	49	28	57.1	21	21	100.0
	PRINCETON SEC.	1006622	2024	5							58	51	87.9							105	92	87.6				105	60	57.1	76	65	85.5	62	12	19.4	28	3	10.7
		1006622	2023	5							58	48	82.8							105	89	84.8				105	50	47.6	87	75	86.2	50	6	12.0	16	4	25.0
	ROCKLANDS SEC.	1006623	2024	5	32	31	96.9							57	49	86.0				161	152	94.4	170	154	90.6	193	148	76.7	218	212	97.2	44	35	79.5	17	15	88.2
		1006623	2023	5	40	32	80.0							57	47	82.5				168	160	95.2	195	165	84.6	197	160	81.2	232	222	95.7	47	32	68.1	29	19	65.5



Province Districts	Centre Name	Centre Number	Exam Date	Quintile	Accounting			Agricultural Sciences			Business Studies			Economics			English First Additional Language			Geography			History			Life Sciences			Mathematical Literacy			Mathematics			Physical Sciences		
					Total Wrote	Achieved 30 - 100%	% Achieved at 30% and Above	Total Wrote	Achieved 30 - 100%	% Achieved at 30% and Above	Total Wrote	Achieved 30 - 100%	% Achieved at 30% and Above	Total Wrote	Achieved 30 - 100%	% Achieved at 30% and Above	Total Wrote	Achieved 30 - 100%	% Achieved at 30% and Above	Total Wrote	Achieved 30 - 100%	% Achieved at 30% and Above	Total Wrote	Achieved 30 - 100%	% Achieved at 30% and Above	Total Wrote	Achieved 30 - 100%	% Achieved at 30% and Above	Total Wrote	Achieved 30 - 100%	% Achieved at 30% and Above	Total Wrote	Achieved 30 - 100%	% Achieved at 30% and Above			
					METRO SOUTH	SUMMERDALE HIGH SCHOOL	1006672	2024	5							89	67	75.3				14	14	100.0	44	35	79.5							74	55	74.3	15
	TAFELSIG SEK.	1006632	2024	4							107	74	69.2				36	36	100.0	77	58	75.3	79	61	77.2	67	32	47.8	136	109	80.1	11	2	18.2			
		1006632	2023	4							113	63	55.8				65	65	100.0	98	47	48.0	54	19	35.2	70	18	25.7	134	95	70.9	7	2	28.6			
	TWO OCEANS LEADERSHIP ACADEMY	1009995	2024	99	12	10	83.3				29	28	96.6	17	14	82.4				16	16	100.0	7	7	100.0	18	13	72.2	27	27	100.0	8	6	75.0	6	3	50.0
		1009995	2023	99	7	5	71.4				24	21	87.5	11	7	63.6				9	9	100.0	13	12	92.3	18	7	38.9	20	19	95.0	9	6	66.7	5	4	80.0
	UBUNTU FOOTBALL ACADEMY	1009993	2024	2							9	9	100.0							8	8	100.0				5	5	100.0	6	6	100.0	3	2	66.7	1	1	100.0
		1009993	2023	2							7	7	100.0							7	5	71.4				2	2	100.0	5	5	100.0	2	2	100.0			
	VUYISEKA SEC.	1006634	2024	2	25	12	48.0				70	61	87.1	25	18	72.0	196	196	100.0	68	65	95.6	93	83	89.2	93	48	51.6	162	137	84.6	35	30	85.7	34	19	55.9
		1006634	2023	2	40	12	30.0				86	73	84.9	40	33	82.5	218	218	100.0	83	68	81.9	95	80	84.2	90	53	58.9	179	140	78.2	40	32	80.0	39	16	41.0
	WESTRIDGE SEC.	1006637	2024	5							95	71	74.7	36	20	55.6				127	85	66.9	172	133	77.3	37	33	89.2	150	126	84.0	22	6	27.3	18	7	38.9
		1006637	2023	5							101	76	75.2	42	28	66.7				129	86	66.7	173	130	75.1	42	27	64.3	154	137	89.0	19	3	15.8	17	6	35.3
	WITTEBOME HS.	1009959	2024	5							73	62	84.9							46	42	91.3	39	38	97.4	62	45	72.6	110	100	90.9	25	15	60.0	15	6	40.0
		1009959	2023	5	17	10	58.8				63	52	82.5							78	61	78.2	46	41	89.1	85	52	61.2	113	103	91.2	44	22	50.0	29	15	51.7
	WOODLANDS SEC.	1006638	2024	5													43	43	100.0	67	50	74.6	95	64	67.4	30	11	36.7	125	77	61.6						
		1006638	2023	5													30	30	100.0	125	96	76.8	104	59	56.7	52	40	76.9	158	110	69.6						
	WYNBERG BOYS' HS.	1009960	2024	5	19	19	100.0							90	89	98.9				58	58	100.0	111	111	100.0	98	95	96.9	59	59	100.0	126	122	96.8	76	72	94.7
		1009960	2023	5	41	41	100.0							98	97	99.0				62	61	98.4	69	68	98.6	63	60	95.2	65	65	100.0	110	104	94.5	67	67	100.0
	WYNBERG GIRLS' HS.	1009961	2024	5	20	20	100.0													71	71	100.0	92	92	100.0	137	133	97.1	46	46	100.0	126	114	90.5	78	74	94.9
		1009961	2023	5	18	18	100.0													79	79	100.0	65	65	100.0	146	143	97.9	50	50	100.0	124	120	96.8	83	77	92.8

Province Districts	Centre Name	Centre Number	Exam Date	Quintile	Accounting			Agricultural Sciences			Business Studies			Economics			English First Additional Language			Geography			History			Life Sciences			Mathematical Literacy			Mathematics			Physical Sciences		
					Total Wrote	Achieved 30 - 100%	% Achieved at 30% and Above	Total Wrote	Achieved 30 - 100%	% Achieved at 30% and Above	Total Wrote	Achieved 30 - 100%	% Achieved at 30% and Above	Total Wrote	Achieved 30 - 100%	% Achieved at 30% and Above	Total Wrote	Achieved 30 - 100%	% Achieved at 30% and Above	Total Wrote	Achieved 30 - 100%	% Achieved at 30% and Above	Total Wrote	Achieved 30 - 100%	% Achieved at 30% and Above	Total Wrote	Achieved 30 - 100%	% Achieved at 30% and Above	Total Wrote	Achieved 30 - 100%	% Achieved at 30% and Above	Total Wrote	Achieved 30 - 100%	% Achieved at 30% and Above			
					METRO SOUTH	WYNBERG HIGH SCHOOL	1009962	2024	5															67	61	91.0	108	93	86.1	70	44	62.9	84	74	88.1	42	10
	WYNBERG SEK.	1009962	2023	5															44	30	68.2	125	110	88.0	84	41	48.8	104	96	92.3	33	10	30.3	12	5	41.7	
	ZEEKOEVLEI SEC.	1009963	2024	5	3	0	0.0				75	41	54.7			49	49	100.0	58	50	86.2	130	95	73.1	36	26	72.2	133	97	72.9							
		1009963	2023	5	5	3	60.0				68	51	75.0			31	31	100.0	54	50	92.6	116	107	92.2	49	19	38.8	118	95	80.5	2	2	100.0	1	1	100.0	
	ZISUKHANYO SEC.	1006636	2024	3							69	53	76.8	69	38	55.1	219	219	100.0	150	127	84.7	188	172	91.5	150	82	54.7	182	143	78.6	37	30	81.1	30	29	96.7
		1006636	2023	3							78	58	74.4	78	56	71.8	218	218	100.0	140	117	83.6	203	186	91.6	140	66	47.1	199	165	82.9	19	15	78.9	17	13	76.5
	ZWAANSWYK HS.	1009964	2024	5	22	22	100.0				92	89	96.7						50	49	98.0	34	34	100.0	101	82	81.2	74	74	100.0	59	30	50.8	25	25	100.0	
		1009964	2023	5	27	19	70.4				108	104	96.3						44	44	100.0	29	28	96.6	99	82	82.8	72	72	100.0	54	29	53.7	32	30	93.8	
OVERBERG	ALBERT MYBURGH SEK.	1008801	2024	3	10	8	80.0				23	17	73.9			101	101	100.0	79	72	91.1	61	52	85.2	77	31	40.3	90	81	90.0	13	4	30.8	10	3	30.0	
		1008801	2023	3	6	2	33.3				32	20	62.5			113	113	100.0	81	69	85.2	72	64	88.9	81	40	49.4	102	96	94.1	11	3	27.3	11	6	54.5	
	BARRYDALE HS.	1008804	2024	3							17	15	88.2			25	25	100.0	14	11	78.6	25	24	96.0	8	5	62.5	25	24	96.0							
		1008804	2023	3							22	21	95.5			30	30	100.0	13	13	100.0	30	30	100.0	8	5	62.5	30	27	90.0							
	BREDASDORP HS.	1008808	2024	5	27	27	100.0				48	48	100.0			75	75	100.0	23	23	100.0				30	27	90.0	76	75	98.7	30	27	90.0	14	14	100.0	
		1008808	2023	5	12	12	100.0				44	40	90.9			70	70	100.0	21	21	100.0				27	24	88.9	66	66	100.0	23	23	100.0	11	11	100.0	
	DE RUST FUTURA AKADEMIE	1008885	2024	3							15	13	86.7	23	15	65.2	88	88	100.0	5	5	100.0				10	9	90.0	74	52	70.3	15	5	33.3			
		1008885	2023	3							17	17	100.0	10	10	100.0	74	74	100.0	5	4	80.0				5	4	80.0	66	53	80.3	7	2	28.6			
	DE VILLIERS GRAAFF HS.	1008814	2024	5	13	11	84.6				29	28	96.6			35	35	100.0	21	21	100.0	23	22	95.7	28	24	85.7	46	46	100.0	16	14	87.5	5	4	80.0	
		1008814	2023	5	15	14	93.3				35	30	85.7			37	37	100.0	23	23	100.0				21	18	85.7	44	44	100.0	15	12	80.0	8	6	75.0	
	EMIL WEDER SEK.	1008817	2024	3							63	54	85.7			94	94	100.0	44	43	97.7	78	64	82.1	46	16	34.8	87	66	75.9	7	0	0.0	1	0	0.0	
		1008817	2023	3							78	67	85.9			102	102	100.0	53	50	94.3	76	69	90.8	47	26	55.3	96	76	79.2	6	3	50.0	3	1	33.3	



Province Districts	Centre Name	Centre Number	Exam Date	Quintile	Accounting			Agricultural Sciences			Business Studies			Economics			English First Additional Language			Geography			History			Life Sciences			Mathematical Literacy			Mathematics			Physical Sciences		
					Total Wrote	Achieved 30 - 100%	% Achieved at 30% and Above	Total Wrote	Achieved 30 - 100%	% Achieved at 30% and Above	Total Wrote	Achieved 30 - 100%	% Achieved at 30% and Above	Total Wrote	Achieved 30 - 100%	% Achieved at 30% and Above	Total Wrote	Achieved 30 - 100%	% Achieved at 30% and Above	Total Wrote	Achieved 30 - 100%	% Achieved at 30% and Above	Total Wrote	Achieved 30 - 100%	% Achieved at 30% and Above	Total Wrote	Achieved 30 - 100%	% Achieved at 30% and Above	Total Wrote	Achieved 30 - 100%	% Achieved at 30% and Above	Total Wrote	Achieved 30 - 100%	% Achieved at 30% and Above	Total Wrote	Achieved 30 - 100%	% Achieved at 30% and Above
					OVERBERG	GANSBAAI ACADEMIA	1005537	2024	3	24	22	91.7				110	94	85.5				149	149	100.0	48	42	87.5	63	56	88.9	29	29	100.0	130	109	83.8	10
		1005537	2023	3	24	18	75.0				98	71	72.4				149	149	100.0	55	39	70.9	56	40	71.4	48	36	75.0	124	99	79.8	23	5	21.7	18	13	72.2
	GRABOUW HS.	1008821	2024	4	14	12	85.7				31	30	96.8				18	18	100.0	22	21	95.5				24	16	66.7	40	39	97.5	6	6	100.0	5	5	100.0
		1008821	2023	4	19	12	63.2				29	27	93.1				24	24	100.0	19	18	94.7				32	23	71.9	36	35	97.2	15	12	80.0	11	7	63.6
	GROENBERG SEK.	1008822	2024	4	18	13	72.2	53	28	52.8	70	62	88.6	39	32	82.1	261	261	100.0	140	122	87.1	104	81	77.9	22	18	81.8	221	175	79.2	17	7	41.2	5	4	80.0
		1008822	2023	4	18	14	77.8	36	23	63.9	55	45	81.8	25	24	96.0	240	240	100.0	120	108	90.0	122	91	74.6	40	37	92.5	191	167	87.4	25	24	96.0	15	13	86.7
	HAWSTON SEK.	1008823	2024	3							8	5	62.5	18	14	77.8	121	121	100.0	19	15	78.9	76	42	55.3	13	8	61.5	121	83	68.6						
		1008823	2023	3							9	8	88.9	14	10	71.4	123	123	100.0	19	15	78.9	106	45	42.5	8	6	75.0	124	97	78.2						
	HERMANUS HS.	1008826	2024	5	28	23	82.1				70	68	97.1				65	65	100.0	44	43	97.7	32	31	96.9	51	48	94.1	113	112	99.1	69	66	95.7	56	49	87.5
		1008826	2023	5	29	26	89.7				73	60	82.2				88	88	100.0	59	57	96.6	29	28	96.6	43	41	95.3	108	107	99.1	73	63	86.3	52	48	92.3
	NORTHCLIFF HOUSE COLLEGE	1008879	2024	2	1	1	100.0				5	5	100.0				2	2	100.0				3	3	100.0	2	2	100.0	8	8	100.0	3	3	100.0	1	1	100.0
		1008879	2023	2							5	5	100.0				8	8	100.0	4	4	100.0	7	7	100.0				12	12	100.0						
	OLYFKRANS COLLEGE.	1008838	2024	99							8	7	87.5				8	8	100.0	11	11	100.0							13	13	100.0						
		1008838	2023	99							12	12	100.0				2	2	100.0	12	12	100.0							13	12	92.3	3	3	100.0			
	OVERBERG HS	1008839	2024	5	19	19	100.0	18	16	88.9	33	32	97.0				73	73	100.0							29	25	86.2	53	53	100.0	38	33	86.8	22	19	86.4
		1008839	2023	5	17	17	100.0	13	13	100.0	26	26	100.0				73	73	100.0							32	28	87.5	49	47	95.9	38	37	97.4	24	24	100.0
	QHAYIYA SEC. SCHOOL	1008841	2024	1	28	15	53.6				111	106	95.5	64	56	87.5	301	301	100.0	239	187	78.2	173	141	81.5	66	57	86.4	268	218	81.3	34	24	70.6	19	11	57.9
		1008841	2023	1	34	11	32.4				93	82	88.2	80	64	80.0	347	343	98.8	270	188	69.6	204	119	58.3	113	64	56.6	291	201	69.1	58	26	44.8	54	17	31.5
	RIVIERSONDEREND HS.	1008842	2024	3	8	8	100.0				33	29	87.9				42	42	100.0				34	32	94.1	8	4	50.0	34	32	94.1	8	5	62.5			
		1008842	2023	3	9	4	44.4				25	17	68.0				41	41	100.0				33	21	63.6	41	12	29.3	34	29	85.3	8	3	37.5			

Province Districts	Centre Name	Centre Number	Exam Date	Quintile	Accounting			Agricultural Sciences			Business Studies			Economics			English First Additional Language			Geography			History			Life Sciences			Mathematical Literacy			Mathematics			Physical Sciences		
					Total Wrote	Achieved 30 - 100%	% Achieved at 30% and Above	Total Wrote	Achieved 30 - 100%	% Achieved at 30% and Above	Total Wrote	Achieved 30 - 100%	% Achieved at 30% and Above	Total Wrote	Achieved 30 - 100%	% Achieved at 30% and Above	Total Wrote	Achieved 30 - 100%	% Achieved at 30% and Above	Total Wrote	Achieved 30 - 100%	% Achieved at 30% and Above	Total Wrote	Achieved 30 - 100%	% Achieved at 30% and Above	Total Wrote	Achieved 30 - 100%	% Achieved at 30% and Above	Total Wrote	Achieved 30 - 100%	% Achieved at 30% and Above	Total Wrote	Achieved 30 - 100%	% Achieved at 30% and Above			
					OVERBERG	SWARTBERG SEK.	1008846	2024	3	6	5	83.3				13	13	100.0				100	100	100.0	15	8	53.3	79	71	89.9	37	24	64.9	92	77	83.7	9
		1008846	2023	3	12	9	75.0				28	24	85.7				95	95	100.0	15	11	73.3	64	51	79.7	37	26	70.3	90	83	92.2	5	2	40.0	3	3	100.0
	SWELLENDAM HS.	1008847	2024	5	14	14	100.0				32	30	93.8				56	56	100.0	21	21	100.0				32	28	87.5	42	42	100.0	24	24	100.0	13	13	100.0
		1008847	2023	5	14	14	100.0				37	37	100.0				57	57	100.0	12	12	100.0				41	34	82.9	47	47	100.0	20	20	100.0	17	14	82.4
	SWELLENDAM SEK.	1008848	2024	3	16	14	87.5				60	54	90.0				136	136	100.0	82	70	85.4	35	27	77.1	24	17	70.8	105	88	83.8	14	1	7.1			
		1008848	2023	3	17	15	88.2				85	53	62.4	28	22	78.6	133	133	100.0	62	53	85.5	39	30	76.9	20	12	60.0	114	96	84.2	19	6	31.6			
	UMYEZO WAMA APILE HS	1008914	2024	1	17	14	82.4				164	137	83.5	37	29	78.4	231	227	98.3	97	81	83.5	163	140	85.9	50	30	60.0	195	141	72.3	40	6	15.0	16	9	56.3
		1008914	2023	1	11	8	72.7				155	121	78.1	30	22	73.3	243	243	100.0	87	77	88.5	193	167	86.5	55	38	69.1	222	159	71.6	21	11	52.4	20	9	45.0
	VILLIERSDORP SEK.	1008852	2024	3							69	42	60.9				167	165	98.8	46	35	76.1	29	26	89.7	52	17	32.7	166	133	80.1						
		1008852	2023	3							53	18	34.0				147	147	100.0	57	45	78.9	36	28	77.8	50	13	26.0	148	122	82.4						
WEST COAST	AUGSBURG LANDBOUGIMNASIUM	1005503	2024	5	7	7	100.0	15	12	80.0	25	24	96.0				61	61	100.0							41	32	78.0	52	51	98.1	9	9	100.0	8	6	75.0
		1005503	2023	5	4	4	100.0	17	13	76.5	23	22	95.7				52	52	100.0							32	22	68.8	46	45	97.8	6	6	100.0	3	3	100.0
	CEDERBERG ACADEMY	1005596	2024	4							87	61	70.1				120	119	99.2				120	93	77.5	14	10	71.4	114	65	57.0	5	1	20.0			
		1005596	2023	4							54	39	72.2				101	100	99.0				103	56	54.4	16	12	75.0	103	79	76.7						
	CLANWILLIAM SEK.	1005505	2024	3	8	8	100.0				59	32	54.2				110	110	100.0	96	69	71.9	51	40	78.4	52	21	40.4	100	77	77.0	13	3	23.1	12	9	75.0
		1005505	2023	3	9	5	55.6				55	28	50.9				125	125	100.0	100	89	89.0	71	51	71.8	71	30	42.3	114	95	83.3	12	8	66.7	8	7	87.5
	DIAZVILLE HS.	1005506	2024	4	19	16	84.2				118	67	56.8				201	201	100.0	43	39	90.7	41	30	73.2	82	42	51.2	177	161	91.0	23	13	56.5	17	10	58.8
		1005506	2023	4	19	14	73.7				81	43	53.1	13	13	100.0	187	187	100.0	35	31	88.6	39	31	79.5	106	59	55.7	153	142	92.8	35	27	77.1	30	25	83.3
	DIRKIE UYS HS.	1005507	2024	5	17	17	100.0				32	28	87.5				66	66	100.0	17	17	100.0	20	20	100.0	23	23	100.0	38	38	100.0	28	24	85.7	20	18	90.0
		1005507	2023	5	19	19	100.0				30	24	80.0				79	79	100.0	21	21	100.0	25	24	96.0	32	31	96.9	52	52	100.0	27	27	100.0	24	24	100.0

Province Districts	Centre Name	Centre Number	Exam Date	Quintile	Accounting			Agricultural Sciences			Business Studies			Economics			English First Additional Language			Geography			History			Life Sciences			Mathematical Literacy			Mathematics			Physical Sciences		
					Total Wrote	Achieved 30 - 100%	% Achieved at 30% and Above	Total Wrote	Achieved 30 - 100%	% Achieved at 30% and Above	Total Wrote	Achieved 30 - 100%	% Achieved at 30% and Above	Total Wrote	Achieved 30 - 100%	% Achieved at 30% and Above	Total Wrote	Achieved 30 - 100%	% Achieved at 30% and Above	Total Wrote	Achieved 30 - 100%	% Achieved at 30% and Above	Total Wrote	Achieved 30 - 100%	% Achieved at 30% and Above	Total Wrote	Achieved 30 - 100%	% Achieved at 30% and Above	Total Wrote	Achieved 30 - 100%	% Achieved at 30% and Above	Total Wrote	Achieved 30 - 100%	% Achieved at 30% and Above	Total Wrote	Achieved 30 - 100%	% Achieved at 30% and Above
					WEST COAST	HOPEFIELD HS.	1005509	2024	5	22	22	100.0				44	44	100.0				67	67	100.0	7	7	100.0				22	22	100.0	50	50	100.0	35
		1005509	2023	5	19	19	100.0				47	42	89.4				75	75	100.0	13	13	100.0				23	22	95.7	62	62	100.0	34	34	100.0	20	20	100.0
	ILINGELETHU SEC	1005540	2024	1	18	18	100.0				75	70	93.3	40	38	95.0	146	146	100.0	72	60	83.3	89	74	83.1	72	42	58.3	126	115	91.3	21	19	90.5	17	17	100.0
		1005540	2023	1	27	15	55.6				172	85	49.4	86	60	69.8	270	270	100.0	98	85	86.7	162	102	63.0	80	55	68.8	244	156	63.9	26	23	88.5	24	22	91.7
	LAMBERTS BAY HIGH SCHOOL	1005597	2024	5							49	29	59.2				97	97	100.0				66	41	62.1	38	10	26.3	88	71	80.7	10	2	20.0			
		1005597	2023	5							66	25	37.9				122	122	100.0				57	35	61.4	36	17	47.2	115	81	70.4	7	0	0.0			
	LOUWVILLE HS	1005532	2024	4										115	62	53.9	199	199	100.0	72	57	79.2	145	116	80.0	53	46	86.8	182	114	62.6	18	5	27.8			
		1005532	2023	4										122	67	54.9	212	212	100.0	109	86	78.9	120	88	73.3	66	44	66.7	171	117	68.4	41	8	19.5			
	LUTZVILLE HS.	1005510	2024	5	12	12	100.0				18	18	100.0				40	40	100.0							23	23	100.0	22	22	100.0	18	18	100.0	11	11	100.0
		1005510	2023	5	13	13	100.0				11	11	100.0				32	32	100.0							32	31	96.9	14	14	100.0	18	18	100.0	10	9	90.0
	MORESTER AKADEMIE	1005531	2024	99				1	1	100.0	2	2	100.0				3	3	100.0	2	2	100.0				2	2	100.0	2	2	100.0	1	1	100.0	1	1	100.0
		1005531	2023	99				1	1	100.0	1	1	100.0				5	5	100.0							2	2	100.0	6	6	100.0						
	NEW VREDENBURG HIGH SCHOOL	1005601	2024	5							32	29	90.6				28	28	100.0				33	32	97.0				28	20	71.4	5	0	0.0			
	NUWERUS HS.	1005542	2024	3	13	5	38.5				39	34	87.2	39	24	61.5	39	39	100.0							26	13	50.0	39	32	82.1						
		1005542	2023	3	15	3	20.0				39	32	82.1	39	32	82.1	38	38	100.0							24	5	20.8	39	35	89.7						
	PIKETBERG HS.	1005513	2024	5	9	9	100.0				20	18	90.0				50	50	100.0	19	18	94.7				31	28	90.3	38	37	97.4	21	21	100.0	13	11	84.6
		1005513	2023	5	14	14	100.0				27	22	81.5				69	69	100.0	29	29	100.0				35	30	85.7	40	40	100.0	31	23	74.2	23	19	82.6
	PORTERVILLE HS.	1005515	2024	5	11	8	72.7				23	16	69.6				55	55	100.0	15	15	100.0				22	19	86.4	38	38	100.0	17	15	88.2	11	9	81.8
		1005515	2023	5	15	8	53.3				24	16	66.7				56	56	100.0	12	11	91.7				23	19	82.6	44	43	97.7	12	12	100.0	5	5	100.0

Province Districts	Centre Name	Centre Number	Exam Date	Quintile	Accounting			Agricultural Sciences			Business Studies			Economics			English First Additional Language			Geography			History			Life Sciences			Mathematical Literacy			Mathematics			Physical Sciences		
					Total Wrote	Achieved 30 - 100%	% Achieved at 30% and Above	Total Wrote	Achieved 30 - 100%	% Achieved at 30% and Above	Total Wrote	Achieved 30 - 100%	% Achieved at 30% and Above	Total Wrote	Achieved 30 - 100%	% Achieved at 30% and Above	Total Wrote	Achieved 30 - 100%	% Achieved at 30% and Above	Total Wrote	Achieved 30 - 100%	% Achieved at 30% and Above	Total Wrote	Achieved 30 - 100%	% Achieved at 30% and Above	Total Wrote	Achieved 30 - 100%	% Achieved at 30% and Above	Total Wrote	Achieved 30 - 100%	% Achieved at 30% and Above	Total Wrote	Achieved 30 - 100%	% Achieved at 30% and Above	Total Wrote	Achieved 30 - 100%	% Achieved at 30% and Above
					WEST COAST	SCHOONSPRUIT SEK.	1005519	2024	4	40	25	62.5				111	77	69.4	37	26	70.3	173	173	100.0	122	109	89.3	147	121	82.3	150	82	54.7	207	189	91.3	31
		1005519	2023	4	34	12	35.3				160	93	58.1	33	23	69.7	218	218	100.0	141	122	86.5	177	147	83.1	117	51	43.6	236	203	86.0	30	20	66.7	13	13	100.0
	STEYNVILLE SEK.	1005521	2024	4							126	68	54.0	38	13	34.2	282	282	100.0	83	63	75.9	241	147	61.0	156	60	38.5	270	200	74.1	13	6	46.2	4	3	75.0
		1005521	2023	4							148	66	44.6	45	24	53.3	294	293	99.7	126	92	73.0	244	152	62.3	147	67	45.6	279	195	69.9	17	8	47.1	7	5	71.4
	SWARTLAND HS.	1005522	2024	5	20	20	100.0	21	19	90.5	33	33	100.0	11	11	100.0	114	114	100.0				14	12	85.7	67	65	97.0	82	81	98.8	66	62	93.9	37	37	100.0
		1005522	2023	5	14	14	100.0	11	10	90.9	28	27	96.4	12	12	100.0	105	105	100.0				33	33	100.0	70	63	90.0	86	85	98.8	53	50	94.3	45	41	91.1
	VANRHYNSDORP HS.	1005523	2024	5	7	6	85.7				40	36	90.0				54	54	100.0							44	24	54.5	41	40	97.6	13	5	38.5			
		1005523	2023	5	24	16	66.7				54	40	74.1				75	75	100.0							65	22	33.8	67	58	86.6	8	2	25.0			
	VELDDRIF HS.	1005524	2024	5	6	6	100.0				25	25	100.0				34	34	100.0	28	28	100.0				14	8	57.1	22	22	100.0	12	4	33.3	9	4	44.4
		1005524	2023	5	12	6	50.0				34	32	94.1				37	37	100.0	25	24	96.0				11	8	72.7	33	33	100.0	4	1	25.0	3	1	33.3
	VREDENBURG HS.	1005525	2024	5	13	13	100.0				92	84	91.3				135	135	100.0	84	76	90.5	62	61	98.4	77	57	74.0	160	160	100.0	56	44	78.6	35	31	88.6
		1005525	2023	5	19	15	78.9				104	74	71.2				118	118	100.0	84	83	98.8	41	35	85.4	102	67	65.7	138	137	99.3	57	45	78.9	44	40	90.9
	VREDENDAL HS.	1005526	2024	5	12	12	100.0				28	26	92.9				84	84	100.0				34	32	94.1	60	54	90.0	39	39	100.0	46	41	89.1	25	23	92.0
		1005526	2023	5	27	27	100.0				39	38	97.4				90	90	100.0				25	24	96.0	67	60	89.6	34	34	100.0	56	54	96.4	33	31	93.9
	VREDENDAL SEK.	1005527	2024	3	17	10	58.8				96	78	81.3	94	67	71.3	188	188	100.0	21	19	90.5	84	81	96.4	99	48	48.5	171	164	95.9	18	8	44.4	9	5	55.6
		1005527	2023	3	25	11	44.0				126	83	65.9	110	68	61.8	212	212	100.0	48	36	75.0	95	68	71.6	92	38	41.3	197	165	83.8	14	6	42.9	8	3	37.5
	WESBANK SEK.	1005529	2024	4	24	13	54.2				52	48	92.3	26	17	65.4	185	185	100.0	137	111	81.0	158	132	83.5	26	17	65.4	179	153	85.5	8	7	87.5	6	5	83.3
		1005529	2023	4	25	20	80.0				57	44	77.2	36	30	83.3	235	235	100.0	181	131	72.4	191	149	78.0	43	28	65.1	223	174	78.0	14	4	28.6	9	7	77.8
	WESTON SEK.	1005530	2024	4	5	4	80.0				81	49	60.5				228	228	100.0	23	19	82.6	97	66	68.0	72	39	54.2	138	117	84.8	37	13	35.1	24	11	45.8
		1005530	2023	4	3	1	33.3				104	36	34.6				241	241	100.0	34	27	79.4	97	61	62.9	83	30	36.1	165	133	80.6	40	12	30.0	30	11	36.7

# Sponsors





Published by the Department of Basic Education

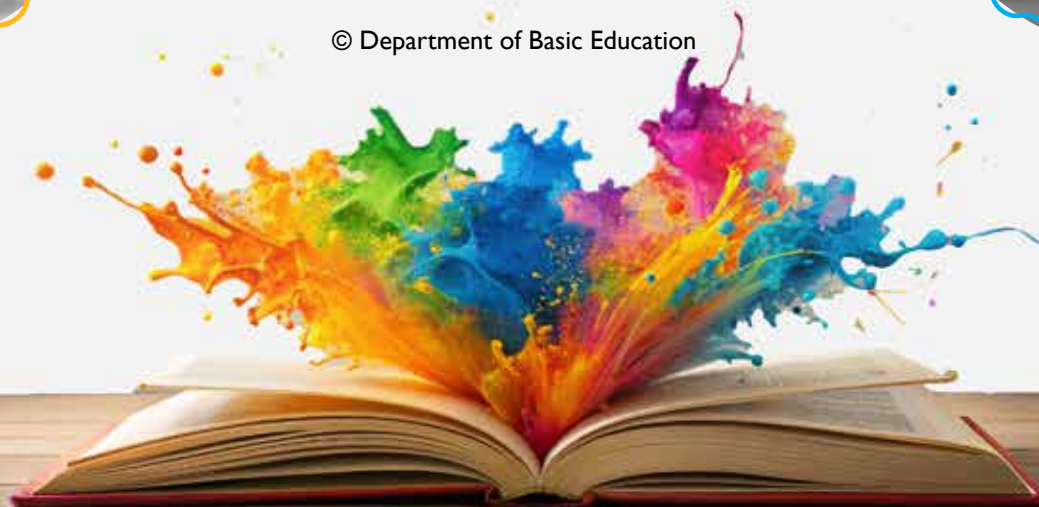
222 Struben Street

Private Bag X895, Pretoria, 0001

Telephone: 012 357 3000 Fax: 012 323 0601

ISBN No: 978-1-4315-3997-0

© Department of Basic Education



[www.education.gov.za](http://www.education.gov.za)



[www.facebook.com/BasicEd](https://www.facebook.com/BasicEd)



[www.twitter.com/dbe\\_sa](https://www.twitter.com/dbe_sa)